

Suma Subramaniam illustrated by Sandhya Prabhat

classroom visit

# ACTIVITIES

RESOURCES DESIGNED BY: the subway side

# CLASSROOM VISIT

## activity guide

### PRE-READING: MAKING PREDICTIONS


Show students the cover and take a picture walk through the illustrations. Encourage students to write or draw a prediction they have before reading. Revisit after reading and ask students to reflect on their predictions and whether they were correct.

### POST-READING: SUMMARIZING SPIN

Copy the SUMMARIZE spinner on white copy paper. Using a pencil and a paperclip (as pictured on the game board) create a spinner. Working with a partner, students will take turns spinning the spinner and asking their partner WHO, WHAT, WHERE, WHEN, and WHY questions about the story.

### ART PROJECT

Copy the ART PROJECT templates on white construction paper for students to decorate. Students will cut and assemble the project according to the pictures of the final project. Using the plant templates, students will write what Namaste means to them on the leaves.



### YOU WILL NEED:

- White copy paper
- White construction paper
- Art supplies
- Scissors
- Pencils
- Glue sticks



RESOURCES DESIGNED BY: the subway side

Name: \_\_\_\_\_

RESOURCES DESIGNED BY: *the sunny side*

# MAKING PREDICTIONS



MY PREDICTION	WHAT ACTUALLY HAPPENED
_____	_____
_____	_____
_____	_____
_____	_____
_____	_____
_____	_____
_____	_____

WAS YOUR PREDICTION CORRECT?

\_\_\_\_\_

\_\_\_\_\_

\_\_\_\_\_

\_\_\_\_\_



Name: \_\_\_\_\_

RESOURCES DESIGNED BY: *the sunny side*

# MAKING PREDICTIONS




MY PREDICTION	WHAT ACTUALLY HAPPENED

WAS YOUR PREDICTION CORRECT?

Name: \_\_\_\_\_

RESOURCES DESIGNED BY: *the sunny side*

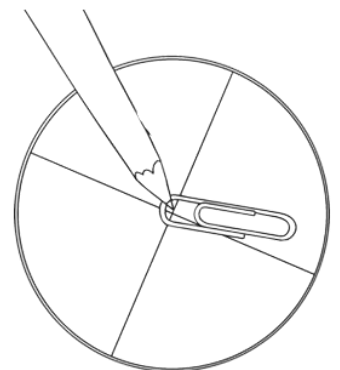
# SUMMARIZING SPINNER GAME





Directions: Think about the story. Use the pencil and paperclip to create a spinner. Then, take turns spinning the spinner and ask your partner about what happened in the story.

### You will need:

- A pencil
- A paperclip
- A partner



# NAMASTE PLANT




Copy templates on colored construction paper or white paper for students to color.

RESOURCES DESIGNED BY: the subway side

# PLANT LEAF TEMPLATE

Copy on green colored construction paper



Write the different ways you can offer  
Namaste in the leaves!




# PLANTER TEMPLATE

Copy on multi-colored construction paper



# HEART TEMPLATE

Copy on red or pink construction paper



# CREDITS PAGE

## The author – Suma Subramaniam

Suma Subramaniam's interests and passions in writing for children are mostly centered around STEM/STEAM related topics as well as India and Indian heritage. When she's not recruiting or writing, she's volunteering for We Need Diverse Books and SCBWI. Suma was the short story contest winner of the We Need Diverse Books short story contest. She is also the author of *Namaste Is A Greeting*, *She Sang For India*, and other books for children and young adults. Suma lives in Seattle with my family and a dog who watches baking shows.

She has an MFA in Writing from Vermont College Of Fine Arts. Learn more at <https://sumasubramaniam.com>.



## CONNECT WITH SUMA



## The illustrator – Sandhya Prabhat

Sandhya Prabhat is an award-winning illustrator and animator whose books include *I Am Brown* by Ashok Banker, *Ignore the Trolls* by Jordan Gershowitz, *Usha* and *the Big Digger* by Amitha Jagannath Knight, and books in the *Om Child* series. Originally from Chennai, India, Sandhya Prabhat is now based in the Bay Area.







THESE RESOURCES WERE DESIGNED BY MOLLY AT

*the sunny side*




EMAIL OR VISIT HER WEBSITE FOR MORE  
INFORMATION.



# YOU MAY

-  Use this item for personal use.
-  Use this item in your classroom and with your students.
-  Copy this item for your class and your students.
-  Copy this item for your child and personal home use.

# YOU MAY *not*

-  Copy or modify any part of this document.
-  Offer this document for sale.
-  Post this item on a website; personal, school, or district without permission.



THESE RESOURCES WERE DESIGNED BY MOLLY AT  
*the sunny side*  
EMAIL OR VISIT HER WEBSITE FOR MORE  
INFORMATION.

