


THE RUNAWAY DOSA




words by
Suma Subramaniam

pictures by
Parvati Pillai

educational TEACHING GUIDE

THE RUNAWAY DOSA

teaching guide



ABOUT THE BOOK

It's time for breakfast, and Akka is hungry! When she reaches for another dosa before the rest of the family has been served, she triggers a magical spell that brings the dosa to life, and it sprints out the door. Akka will need the help of some powerful, mythological creatures to get her breakfast back!

Inspired by Dosai! Amma, Dosai, a beloved Tamil rhyme, and a fantastical reimagination of the familiar Gingerbread Man story, this book offers a delicious Indian twist that will have any child asking for more!

ABOUT THE AUTHOR

SUMA SUBRAMANIAM

Suma Subramaniam is an Indian American author and volunteer for We Need Diverse Books. She is a contributing author for *The Hero Next Door* (Penguin Random House) and the author of *Namaste Is A Greeting* (Candlewick). She has an MFA in Writing from Vermont College Of Fine Arts. *She Sang For India* is her nonfiction picture book debut.

PRE-READING ACTIVITIES

Before reading *The Runaway Dosa* consider the following activities to engage your readers.

1. Take a picture walk of the story, flipping each page and pointing out the illustrations. Encourage students to predict what will happen in the story.
2. Host a class-wide discussion about the title. Why did the author choose that title? What might we be reading about?
3. Create a mind map, documenting what students know about the traditional story of *The Gingerbread Man*. Then, use the chart to compare and contrast after reading.



RESOURCES DESIGNED BY: the subway side



TABLE OF CONTENTS

Printing reference guide

EDUCATIONAL ACTIVITIES GUIDE.....	P. 4-6
SOCIAL / EMOTIONAL ACTIVITY.....	P. 7-8
WRITING ACTIVITY.....	P. 9-17
WRITING ACTIVITY.....	P. 18-23
ENGLISH / LANGUAGE ARTS ACTIVITY.....	P. 24-25
ENGLISH / LANGUAGE ARTS ACTIVITY.....	P. 26-29
SOCIAL STUDIES ACTIVITY.....	P. 30-36
STEAM ACTIVITY.....	P. 37-40
ART ACTIVITY.....	P. 41-57
CREDITS.....	P. 58-59



RESOURCES DESIGNED BY: *the subway side*

EDUCATIONAL ACTIVITIES

Inspired by 'The Gingerbread Man' and the popular Tamil rhyme 'Dosai Amma, Dosai,' **THE RUNAWAY DOSA** is a mystical tale from start to finish. The inquiry-driven activities in this guide apply to a variety of content areas and educational standards. They may be used for a range of learners and are aligned to the CCSS and NGSS.

SOCIAL / EMOTIONAL

culture pennant flag

Target Grade Range: K – 5th Grade

The words and illustrations in **THE RUNAWAY DOSA** give us a peek into Indian culture. Celebrate your students' culture with this fun and personal pennant flag. This interactive social-emotional activity allows learners to appreciate the parts of their culture that make them unique and different. It also provides an opportunity for students to learn more about each other.

WRITING

tamil word dictionary

Target Grade Range: 1st – 5th Grade

There are many Tamil words listed throughout the story. In fact, Suma Subramaniam provides readers with a glossary of Tamil words, complete with definitions. Revisit the glossary of Tamil words, discuss and write their meanings, and add a picture to each definition. Cover a range of language and reading standards with this fun project!

WRITING

animal symbolism research

Target Grade Range: 2nd – 5th Grade

We learn all about the different animals and what they symbolize in Hindu culture. Invite students to research an animal that symbolizes something special and write about their findings. This activity includes differentiated graphic organizers and writing paper for a range of students.



EDUCATIONAL ACTIVITIES

Inspired by 'The Gingerbread Man' and the popular Tamil rhyme 'Dosai! Amma, Dosai,' THE RUNAWAY DOSA is a mystical tale from start to finish. The inquiry-driven activities in this guide apply to a variety of content areas and educational standards. They may be used for a range of learners and are aligned to the CCSS and NGSS.

ENGLISH LANGUAGE ARTS

compare + contrast

Target Grade Range: K – 5th Grade

THE RUNAWAY DOSA is inspired by the familiar folktale The Gingerbread Man. In this reading comprehension activity, students will use a Venn Diagram to consider the similarities and differences between two folktales – The Runaway Dosa and The Gingerbread Man.

ENGLISH LANGUAGE ARTS

problem + solution

Target Grade Range: K – 5th Grade

Fiction stories have a central problem and solution. Explore the big problem the kids encounter and how the problem is solved. Students can draw a creative picture to go along with their thoughts, using their favorite art supply. The graphic organizers have differentiated lined paper, appropriate for students in a range of grade levels.

SOCIAL STUDIES

all about hindu animals brochure

Target Grade Range: 2nd – 5th Grade

Suma Subramaniam invites us to think about Indian culture throughout the story. In this brochure activity, students will write about facts they learn about Hinduism. Those who finish early can decorate the clip images with their preferred art supply. The brochure templates have differentiated lined paper allowing a range of students to complete this activity.



RESOURCES DESIGNED BY: the subway store

EDUCATIONAL ACTIVITIES

Inspired by 'The Gingerbread Man' and the popular Tamil rhyme 'Dosai! Amma, Dosai,' **THE RUNAWAY DOSA** is a mystical tale from start to finish. The inquiry-driven activities in this guide apply to a variety of content areas and educational standards. They may be used for a range of learners and are aligned to the CCSS and NGSS.



STEAM

Magical recipe

Target Grade Range: K – 5th Grade

This story is all about FOOD! In fact, one of the main characters is a piece of food. In this STEAM activity, students use engineering and designing skills to create a magical recipe that they would want to come to life. Students write step-by-step recipe instructions and draw a picture of the final dish.

ART


Runaway dosa craft

Target Grade Range: K – 5th Grade

What better way to celebrate this fun story than with an art project? Have students cut out and assemble the craft templates according to the final picture, They will then write about where they'd hide if they were the runaway dosa. The detailed how-to instructions and pictures of the final project help students create a masterpiece of their very own.

RESOURCES DESIGNED BY: *the subway side*

SOCIAL / EMOTIONAL ACTIVITY



CULTURE PENNANT FLAG



Standards:

CCSS.ELA-LITERACY.SL.K.1-6
CCSS.ELA-LITERACY.SL.1.1-6
CCSS.ELA-LITERACY.SL.2.1-6
CCSS.ELA-LITERACY.SL.3.1-6
CCSS.ELA-LITERACY.SL.4.1-6
CCSS.ELA-LITERACY.SL.5.1-6

You will need:

- White copy paper
- Pencils
- Scissors
- Art Supplies



RESOURCES DESIGNED BY: *the subway side*

Name: _____

CULTURE PENNANT FLAG

Cut apart the flag below and fill in the blanks. Draw a picture of your culture in the space below. Decorate it and hang it somewhere special.

MY CULTURE

Holidays we celebrate: _____

Foods we eat: _____

Languages we speak: _____

Draw what you love most about your culture in the space below...

AUTHOR – SUMA SUBRAMANIAM ILLUSTRATOR – PARVATI PILLAI PUBLISHER – LITTLE BEE BOOKS

Step-by-step to-do list:

1. Copy the MY CULTURE FLAGS on white copy paper.
2. Discuss culture with students and how everyone has different traditions they practice as part of their culture. Relate this to the examples of culture we see in THE RUNAWAY DOSA. Have students cut out the ALL ABOUT ME FLAGS.
3. Then, they should fill in each blank on their flag and decorate it using their favorite art supply.
4. When students finish, encourage them to share with their classmates.
5. Finally, collect them and display them around the classroom.
6. For younger students (1st grade and younger) you may want to complete this activity as a whole group together.

RESOURCES DESIGNED BY: *the subway side*

Name: _____

CULTURE PENNANT FLAG

Cut apart the flag below and fill in the blanks. Draw a picture of your culture in the space below. Decorate it and hang it somewhere special.



MY CULTURE


Holidays we celebrate:

Foods we eat:

Languages we speak:

Draw what you love most about your culture in the space below...

WRITING ACTIVITY



TAMIL DICTIONARY

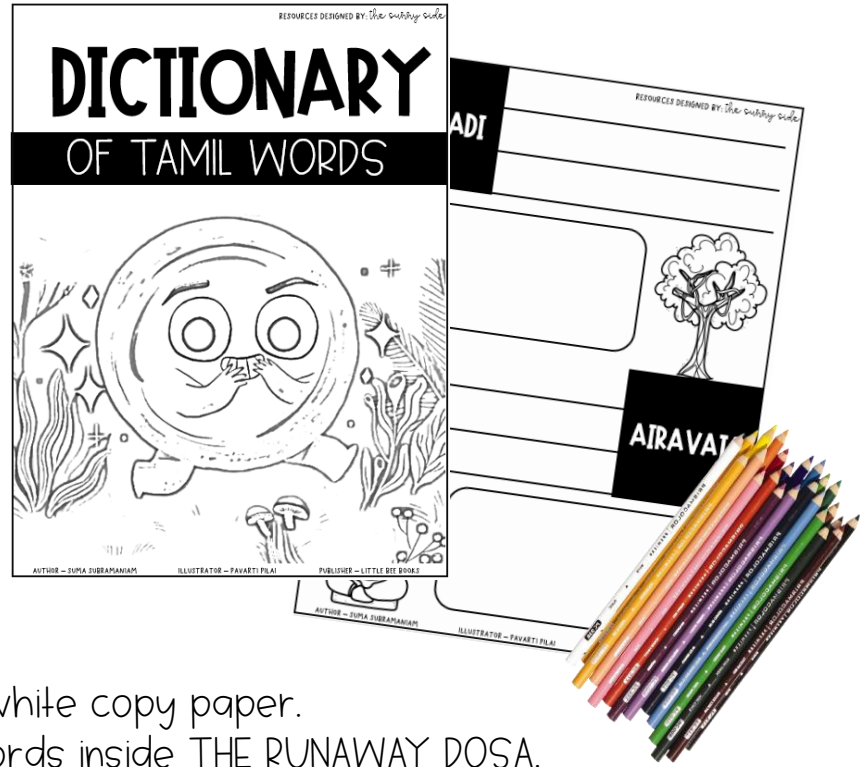


Standards:

- CCSS.ELA-LITERACY.L.K.4
- CCSS.ELA-LITERACY.L.1.4
- CCSS.ELA-LITERACY.L.2.4
- CCSS.ELA-LITERACY.L.3.4
- CCSS.ELA-LITERACY.L.4.4
- CCSS.ELA-LITERACY.L.5.4

You will need:

- White or colored copy paper
- Pencils



Step-by-step to-do list:

1. Copy the TAMIL DICTIONARY on white copy paper.
2. Flip to the glossary of Tamil words inside THE RUNAWAY DOSA.
3. Discuss the meaning of each Tamil word/phrase and record the definition on the white-board for students to copy in their dictionaries.
4. In the blank on the sheet, students will draw a picture to go along with their word description.
5. For younger students, (1st grade and younger) you may want to complete this activity as a whole group or encourage students to draw rather than write.

RESOURCES DESIGNED BY: the subway side

RESOURCES DESIGNED BY: *the sunny side*

DICTIONARY

OF TAMIL WORDS



AUTHOR – SUMA SUBRAMANIAM


ILLUSTRATOR – PARVATI PILLAI

PUBLISHER – LITTLE BEE BOOKS

AATHAADI




AIRAVATA




AKKA



AKUPARA



AMMA



APPA




DOSA




JATAYU



KANNA




NRGA




PAAPA

Large rounded rectangular box for drawing or writing.




PODI



Large rounded rectangular box for drawing or writing.

RIKSHA

Blank rounded rectangular box for drawing or writing.




SAMBAR

Blank rounded rectangular box for drawing or writing.



WRITING ACTIVITY



ANIMAL SYMBOLISM RESEARCH

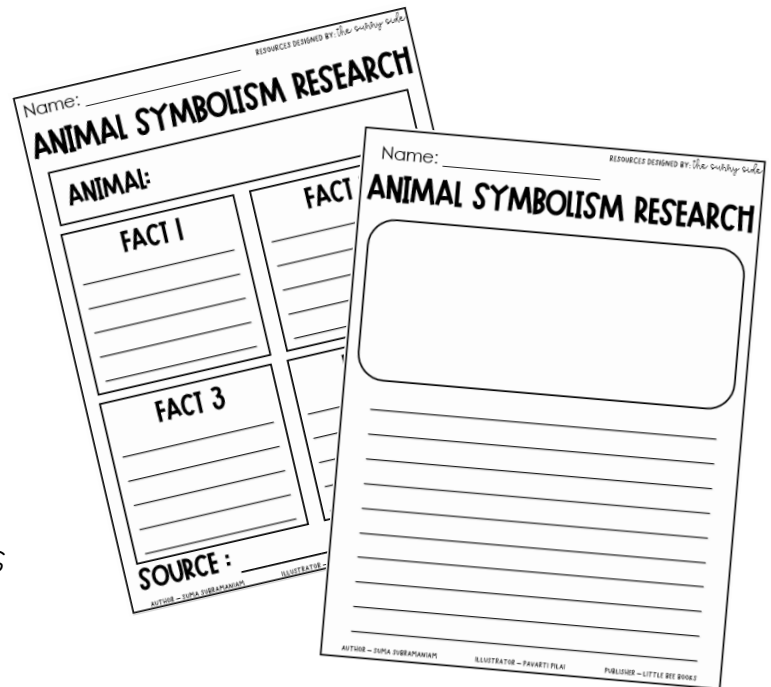


Standards:

CCSS.ELA-LITERACY.W.K.2
CCSS.ELA-LITERACY.W.1.2
CCSS.ELA-LITERACY.W.2.2
CCSS.ELA-LITERACY.W.3.2
CCSS.ELA-LITERACY.W.4.2
CCSS.ELA-LITERACY.W.5.2

You will need:

- White copy paper
- Access to Chromebooks or iPads
- Pencils



Step-by-step to-do list:

1. Decide which differentiated RESEARCH PAPER works best for your students and copy on white paper.
2. Distribute the fact graphic organizers and writing paper to students.
3. Flip to the backmatter section of THE RUNAWAY DOSA and read all about the animals in the story and what they symbolize in Indian folklore.
4. Encourage students to research an animal (one from the book or one they choose on their own) that's thought to symbolize something special (having access to technology like Chromebooks or I-pads works best).
5. Students should record the facts they learn about the animal they're researching.
6. Finally, have students write an informational paragraph on the writing paper by copying the facts and adding an introduction and conclusion sentence.
7. For younger students (1st grade and younger) you may want to complete this as a shared research project, where students copy your research.

Name: _____

ANIMAL SYMBOLISM RESEARCH

ANIMAL:

FACT 1

FACT 2

FACT 3

FACT 4

SOURCE :

Name: _____

ANIMAL SYMBOLISM RESEARCH

ANIMAL: _____

FACT 1

FACT 2

FACT 3

FACT 4

SOURCE : _____

Name: _____

ANIMAL SYMBOLISM RESEARCH

ANIMAL:

FACT 1

FACT 2


FACT 3

FACT 4

SOURCE : _____

Name: _____

ANIMAL SYMBOLISM RESEARCH




Name: _____

ANIMAL SYMBOLISM RESEARCH



Handwriting practice lines consisting of solid top and bottom lines with a dashed middle line. There are five sets of these lines.

ENGLISH / LANGUAGE ARTS ACTIVITY



COMPARE & CONTRAST




Standards:

CCSS.ELA-LITERACY.RL.K.2
CCSS.ELA-LITERACY.RL.1.2
CCSS.ELA-LITERACY.RL.2.2
CCSS.ELA-LITERACY.RL.3.2
CCSS.ELA-LITERACY.RL.4.2
CCSS.ELA-LITERACY.RL.5.2

You will need:

- White copy paper
- Pencils



Step-by-step to-do list:

1. Copy the COMPARE AND CONTRAST page on white copy paper.
2. Discuss the ways that THE RUNAWAY DOSA and THE GINGERBREAD MAN are similar and different.
3. Students should write ways that the folktales are similar in the middle circle and ways that the folktales are different in the outer circles.
4. Take it a step further by inviting students to choose another folk tale to compare and contrast THE RUNAWAY DOSA to,
5. For younger students (1st grade and younger) you may want to complete this activity as a whole group together.

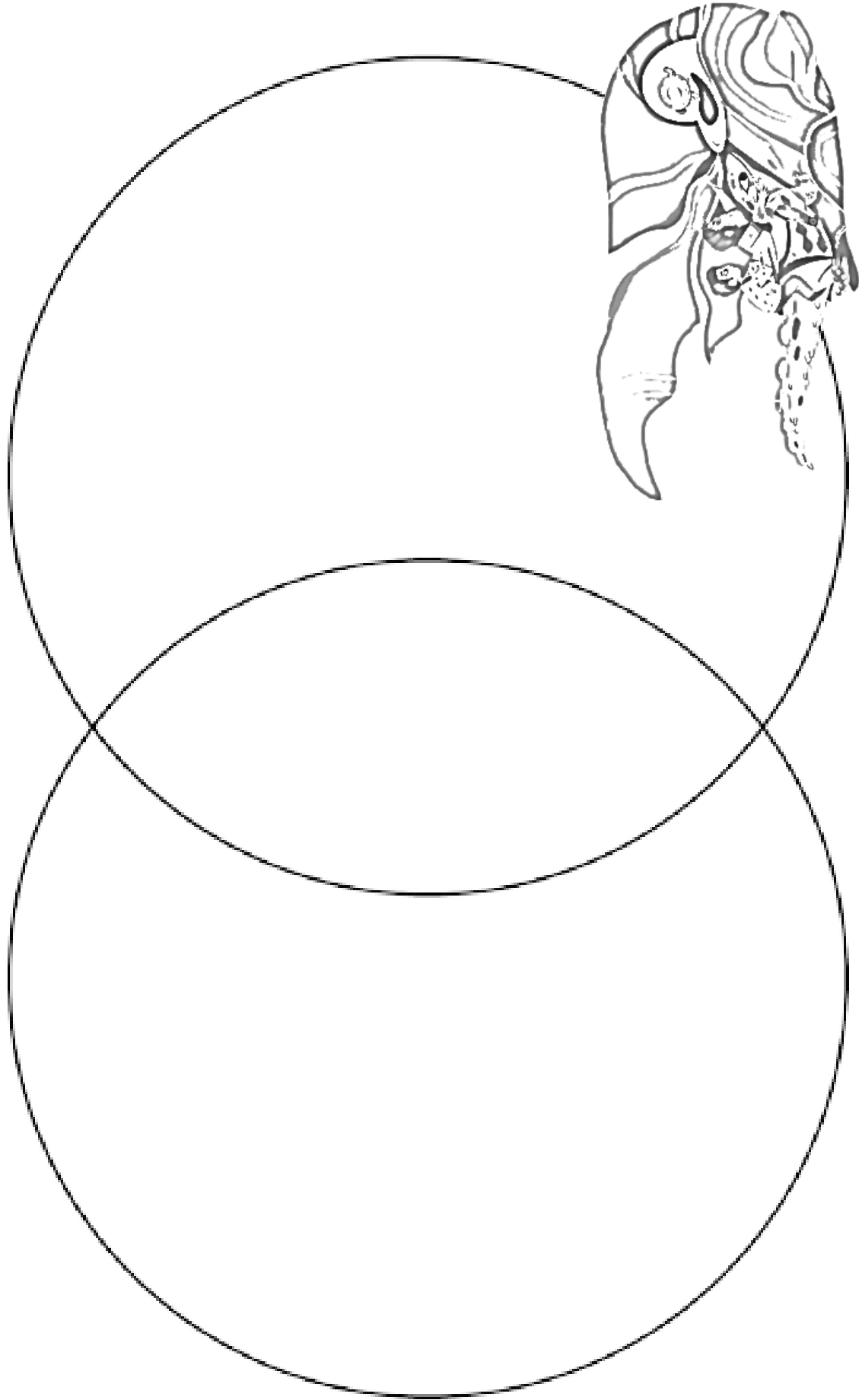
RESOURCES DESIGNED BY: the subway side

Name: _____


The Runaway Dosa is inspired by the traditional folk tale The Gingerbread Man. Use the Venn Diagram below to compare and contrast the two folktales.

COMPARE & CONTRAST FOLKTALES

RESOURCES DESIGNED BY: *the sunny side*



ENGLISH / LANGUAGE ARTS ACTIVITY



PROBLEM & SOLUTION



Standards:

CCSS.ELA-LITERACY.RL.K.1
CCSS.ELA-LITERACY.RL.1.1
CCSS.ELA-LITERACY.RL.2.1
CCSS.ELA-LITERACY.RL.3.1
CCSS.ELA-LITERACY.RL.4.1
CCSS.ELA-LITERACY.RL.5.1

You will need:

- White copy paper
- Pencils
- Art Supplies (crayons or colored pencils)



Name: _____

RESOURCES DESIGNED BY: *the subway side*

PROBLEM & SOLUTION

Write about a problem and solution in the story. Then, draw a picture to go along with your sentences.

PROBLEM

SOLUTION

DRAW A PICTURE!

AUTHOR – SUMA SUBRAMANIAM ILLUSTRATOR – PARVATI PILLAI PUBLISHER – LITTLE BEE BOOKS

Step-by-step to-do list:

1. Decide which differentiated worksheets work best for your students.
2. Copy the PROBLEM AND SOLUTION graphic organizers on white copy paper.
3. Brainstorm with students a problem that was encountered in THE RUNAWAY DOSA and how that problem was solved.
4. Students should write about a problem, a solution to the problem, and then draw a picture to go along with their thoughts.
5. Allow students an opportunity to share with other students in class.
6. For younger students (1st grade and younger) you may want to complete this activity as a whole group or use the graphic organizer with blank boxes for students to draw rather than write.

RESOURCES DESIGNED BY: *the subway side*

Name: _____

PROBLEM & SOLUTION

Write about a problem and solution in the story. Then, draw a picture to go along with your sentences.

PROBLEM

SOLUTION

DRAW A PICTURE!



Name: _____

PROBLEM & SOLUTION

Write about a problem and solution in the story. Then, draw a picture to go along with your sentences.

PROBLEM

Handwriting lines for the problem section, consisting of a solid top line, a dashed middle line, and a solid bottom line.

SOLUTION

Handwriting lines for the solution section, consisting of a solid top line, a dashed middle line, and a solid bottom line.

DRAW A PICTURE!

A large rounded rectangular box for drawing a picture related to the problem and solution.



Name: _____

PROBLEM & SOLUTION

Write about a problem and solution in the story. Then, draw a picture to go along with your sentences.


PROBLEM

SOLUTION

DRAW A PICTURE!



SOCIAL SCIENCE ACTIVITY



INDIAN CULTURE BROCHURE



Standards:

CCSS.ELA-LITERACY.RI.2.10
CCSS.ELA-LITERACY.RI.3.10
CCSS.ELA-LITERACY.RI.4.10
CCSS.ELA-LITERACY.RI.5.10

You will need:

- White copy paper
- Pencils
- Crayons / colored pencils / markers



Step-by-step to-do list:

1. Decide which differentiated lined paper works best for your students and copy the ALL ABOUT INDIA BROCHURES on white copy paper (copy the templates back-to-back so that they open like an actual brochure).
2. Distribute brochures to students.
3. Explain that we learn more about Indian culture through the story's plot and illustrations.
4. Use a Chromebook or research device to answer the questions about Indian culture.
5. If students finish early, they can add color to their brochures with their preferred art supply.
6. Students can share and compare their thinking in partnerships or in small groups.
7. For younger students (1st grade and younger) you may want to complete this activity as a whole group together.

RESOURCES DESIGNED BY: the subway side


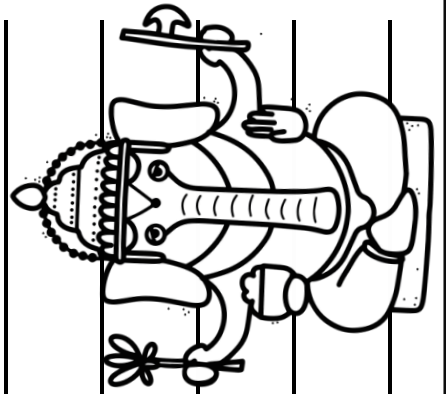
WHAT

ANIMALS ARE
IMPORTANT IN
INDIAN CULTURE?


AUTHOR – SUMA SUBRAMANIAM

ILLUSTRATOR – PARVATI PILLAI

PUBLISHER – LITTLE BEE BOOKS

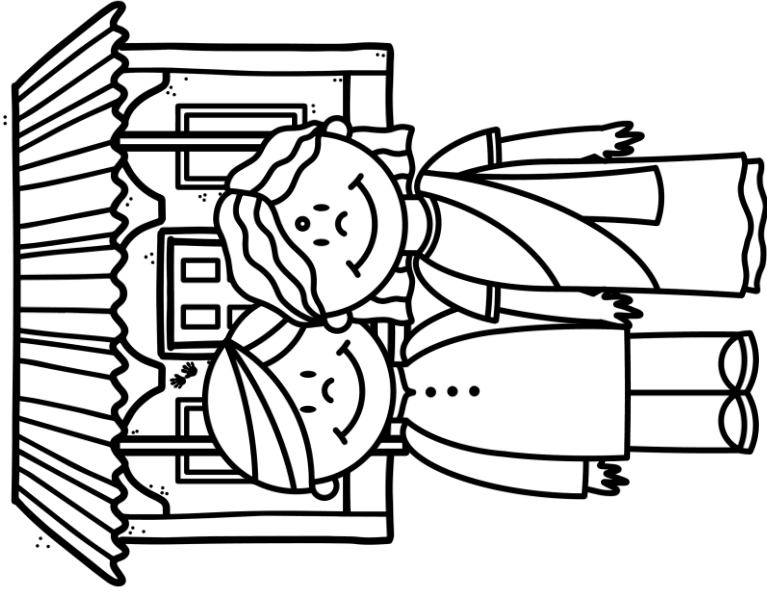


PICTURES OF INDIAN CULTURE



ALL ABOUT

INDIA



RESOURCES DESIGNED BY: *the subway side*

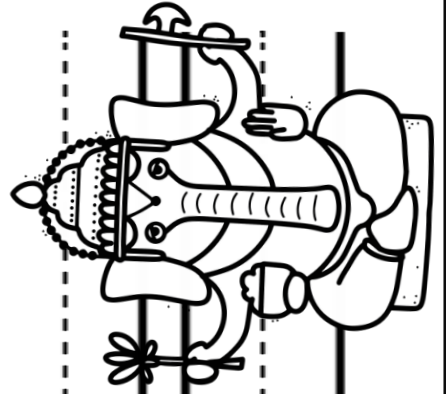
WHAT

ANIMALS ARE
IMPORTANT IN
INDIAN CULTURE?


AUTHOR – SUMA SUBRAMANIAM

Handwriting practice lines consisting of a solid top line, a dashed middle line, and a solid bottom line.

ILLUSTRATOR – PARVATI PILLAI



PUBLISHER – LITTLE BEE BOOKS

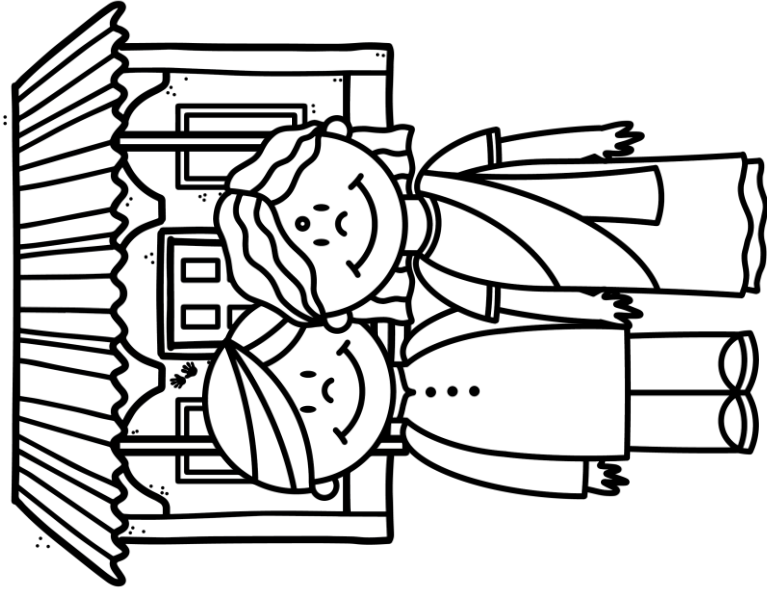


PICTURES OF INDIAN CULTURE



ALL ABOUT

INDIA



RESOURCES DESIGNED BY: *the subway side*


WHAT

ANIMALS ARE
IMPORTANT IN
INDIAN CULTURE?

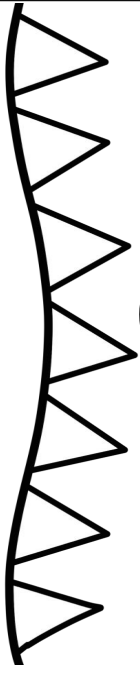

AUTHOR – SUMA SUBRAMANIAM

ILLUSTRATOR – PARVATI PILLAI

PUBLISHER – LITTLE BEE BOOKS

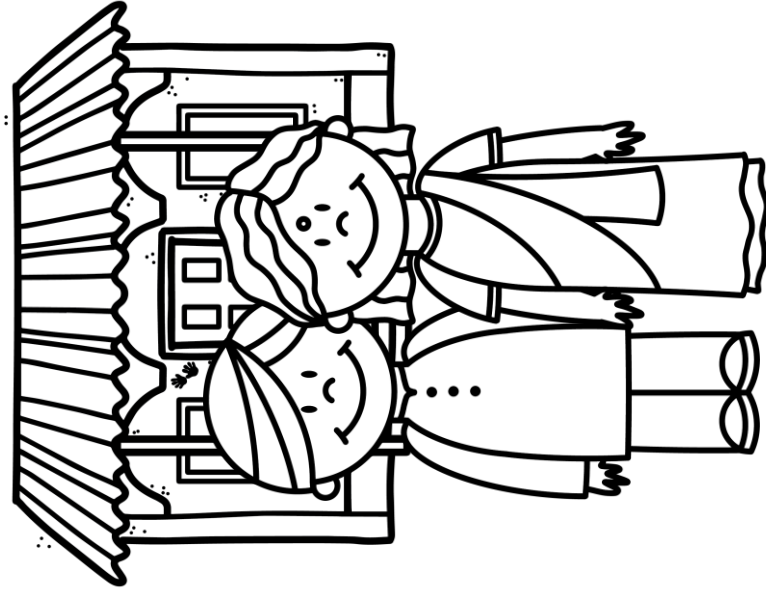


PICTURES OF INDIAN CULTURE



ALL ABOUT

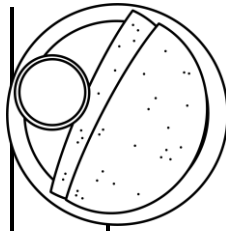
INDIA



RESOURCES DESIGNED BY: *the subway side*

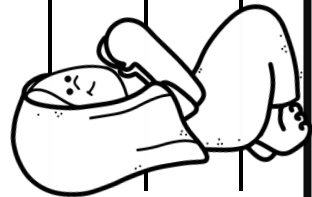
POPULAR

INDIAN FOODS



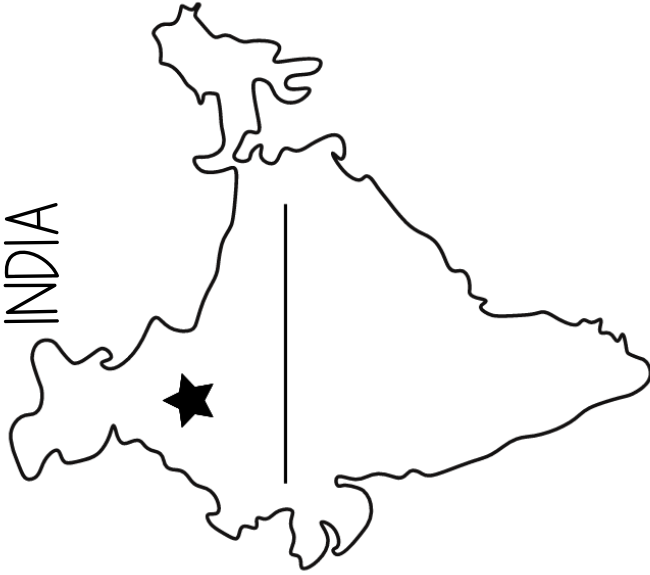
RELIGIOUS

TRADITIONS



MAP OF

INDIA

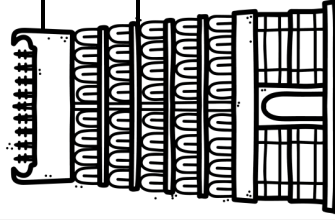


1. What is the capital of India? Label the star on the map with the name of the country's capital

2. What is the population of India?


IMPORTANT

INDIAN LANDMARKS



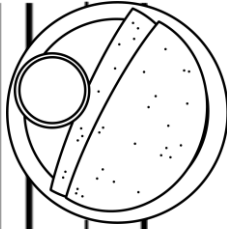
SPECIAL

HOLIDAYS CELEBRATED



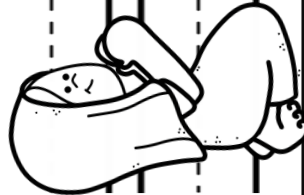
POPULAR

INDIAN FOODS

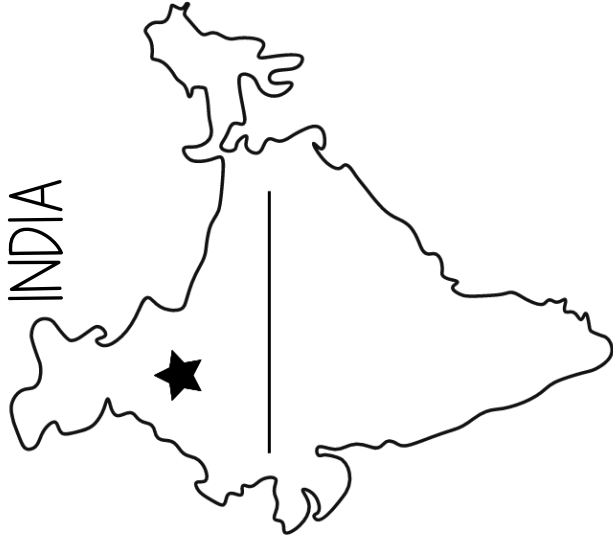


RELIGIOUS

TRADITIONS



MAP OF

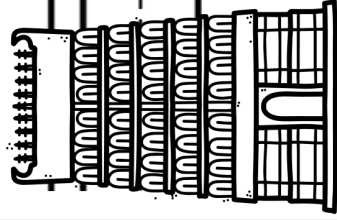


1. What is the capital of India? Label the star on the map with the name of the country's capital

2. What is the population of India?


IMPORTANT

INDIAN LANDMARKS



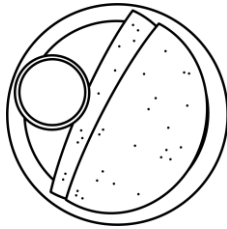
SPECIAL

HOLIDAYS CELEBRATED



POPULAR

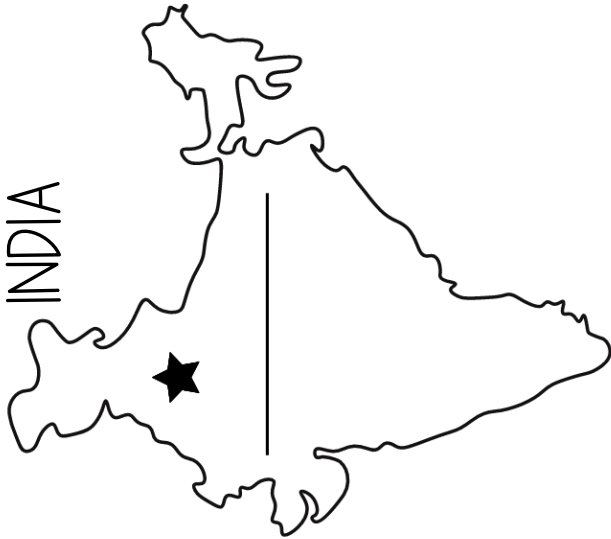
INDIAN FOODS



RELIGIOUS TRADITIONS



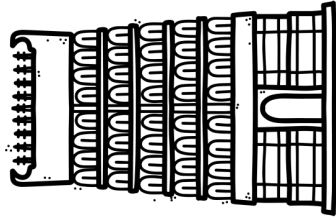
MAP OF




1. What is the capital of India? Label the star on the map with the name of the country's capital

2. What is the population of India?

IMPORTANT INDIAN LANDMARKS




SPECIAL HOLIDAYS CELEBRATED



RESOURCES DESIGNED BY: *the subway side*

STEAM ACTIVITY

MAGICAL RECIPE CARD



Standards:

- NGSS: 3-5-ETS1-1.
- NGSS: 3-5-ETS1-2.
- NGSS: 3-5-ETS1-3.

You will need:

- White copy paper
- Pencils
- Art Supplies (crayons or colored pencils)



Step-by-step to-do list:

1. Decide which differentiated lined paper works best for your students and copy the MY MAGICAL RECIPE CARD pages on white copy paper.
2. Explain that students will have the opportunity to design and create their very own magical recipe that would come to life like the Runaway Dosa.
3. Review and brainstorm some popular foods with students before allowing them time to create.
4. Students will complete the recipe cards by writing on the lines and draw a picture of their final creation.
5. Allow students an opportunity to share in partnerships, small groups, or as a class.
6. For younger students (1st grade and younger) you may want to complete this activity as a whole group together.

RESOURCES DESIGNED BY: the subway side

Name: _____

RESOURCES DESIGNED BY: *the sunny side*

MY MAGICAL RECIPE CARD



In the story, the dosa comes to life. Create a recipe card for a magical recipe that you would want to come to life.

INGREDIENTS FOR MY MAGICAL RECIPE:

STEP-BY-STEP DIRECTIONS:

Name: _____

RESOURCES DESIGNED BY: *the sunny side*

MY MAGICAL RECIPE CARD



In the story, the dosa comes to life. Create a recipe card for a magical recipe that you would want to come to life.

INGREDIENTS FOR MY MAGICAL RECIPE:

STEP-BY-STEP DIRECTIONS:

Name: _____


RESOURCES DESIGNED BY: *the sunny side*

MY MAGICAL RECIPE CARD



Draw a picture of your runaway food in the space below!

ART ACTIVITY



RUNAWAY DOSA CRAFT




Standards:

- CCSS.ELA-LITERACY.SL.K.5
- CCSS.ELA-LITERACY.SL.1.5
- CCSS.ELA-LITERACY.SL.2.5
- CCSS.ELA-LITERACY.SL.3.5
- CCSS.ELA-LITERACY.SL.4.5
- CCSS.ELA-LITERACY.SL.5.5

You will need:

- Glue sticks
- Scissors
- Colored construction paper
- Scrapbook or patterned paper / cardstock


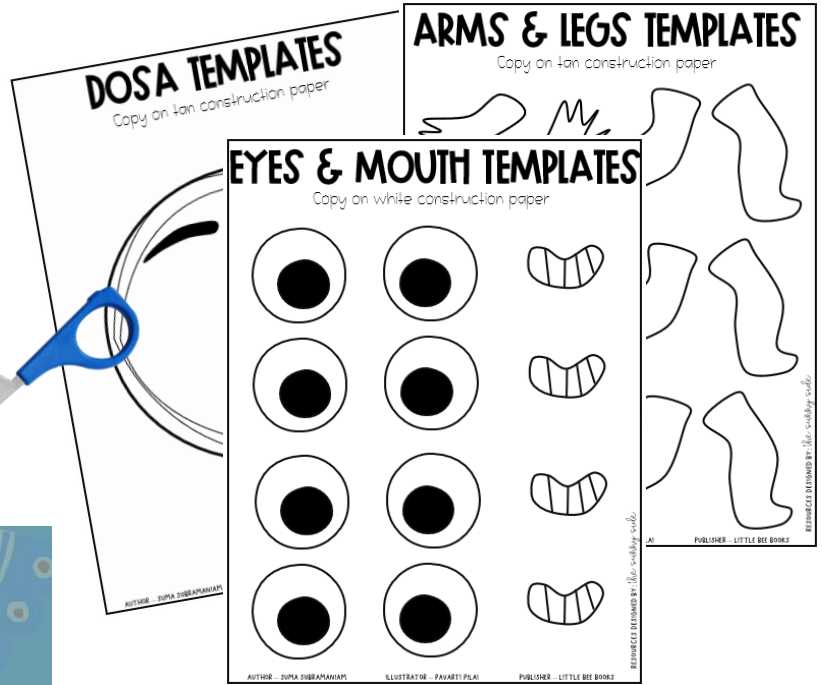



Step-by-step to-do list:

1. Copy the craft templates on coordinating construction paper or on white copy paper for students to color.
2. Copy the differentiated writing templates on black and white or in color.
3. Show students the picture samples.
4. Have students cut out the craft templates and set to the side.
5. Then, students will reflect on the writing prompt and write where they would hide if they were the runaway dosa on the lines.
6. Last, will use a glue stick to glue the final craft and writing prompt to a larger piece of construction paper

RESOURCES DESIGNED BY: the subway side

DOSA ART



Name: _____

RESOURCES DESIGNED BY: *The subway side*

IF I WERE A


RUNAWAY DOSA I WOULD HIDE...

Copy dosa body templates on coordinating colored construction paper. Students will use scissors to cut apart templates and assemble according to the final picture.

RESOURCES DESIGNED BY: *the subway side*

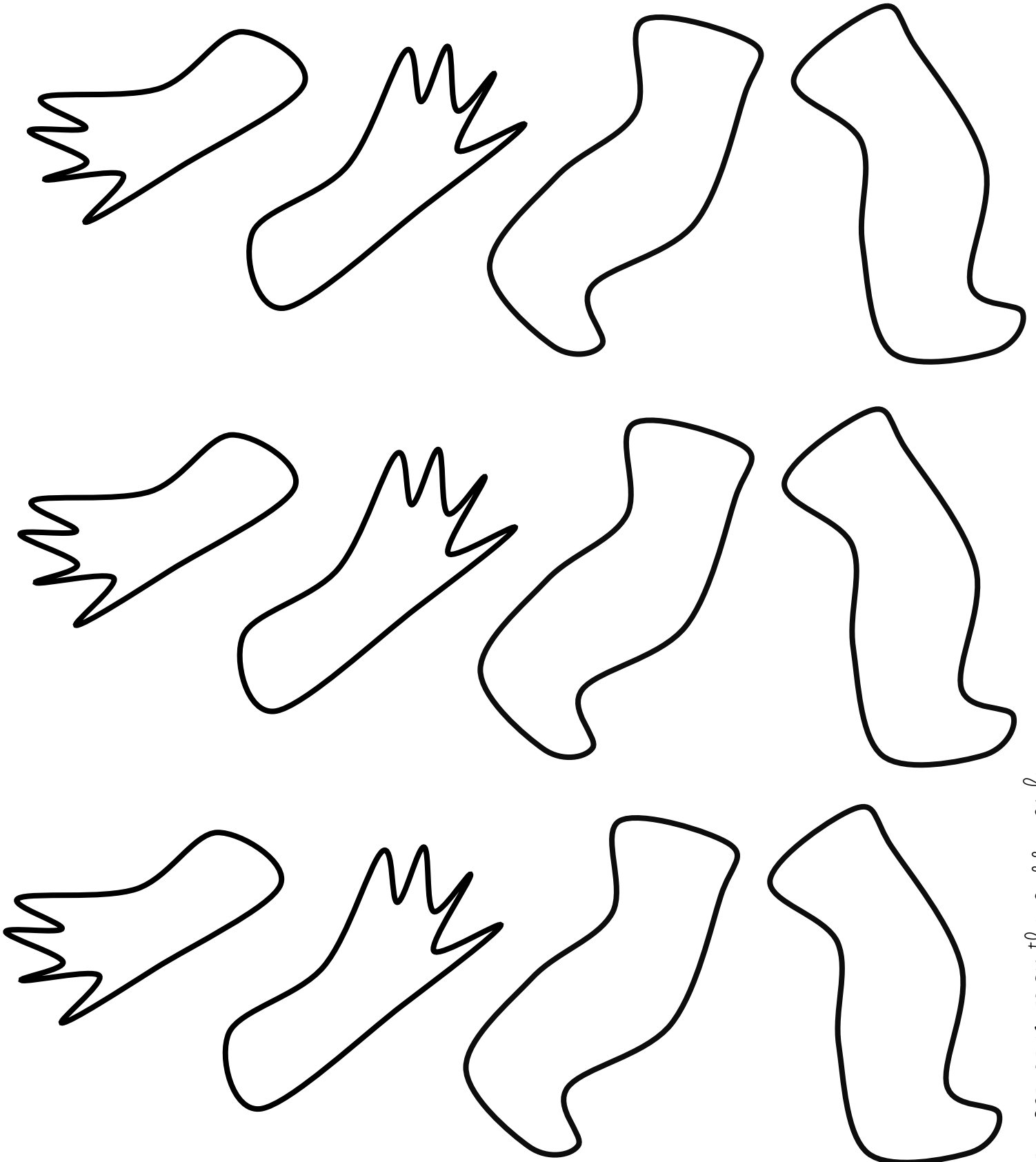
DOSA TEMPLATES

Copy on tan construction paper



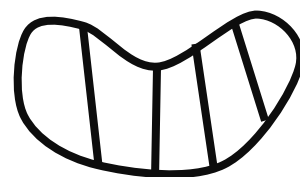


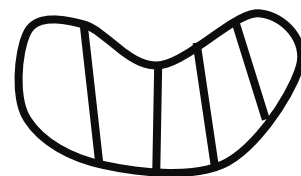


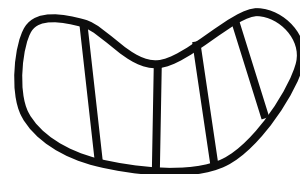


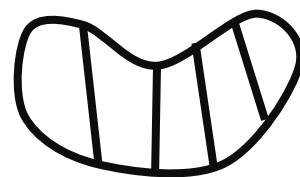


DOSA ARM & LEGS

Copy on tan construction paper



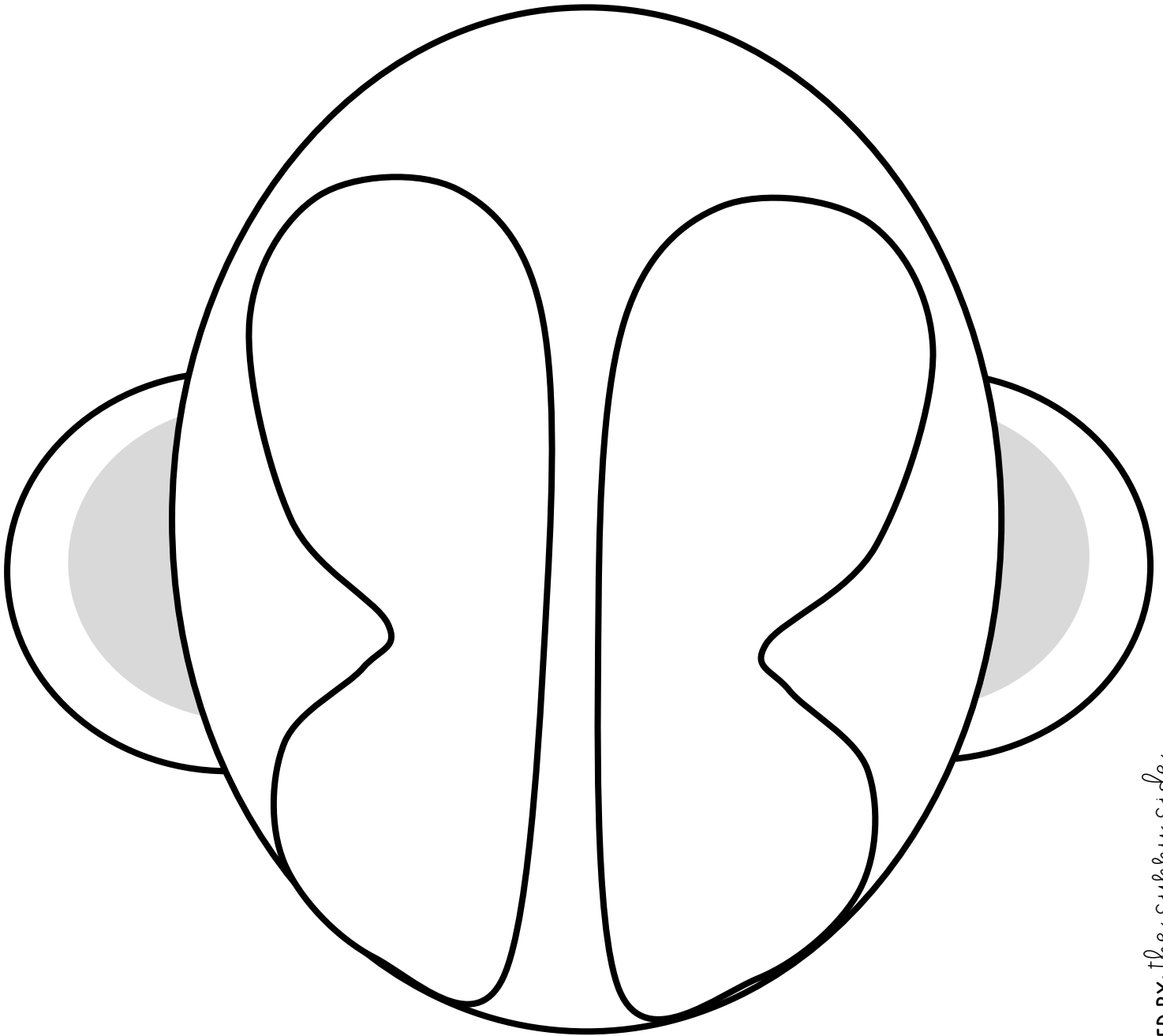
DOSA EYES & MOUTH

Copy on white construction paper



MONKEY FACE TEMPLATE













Copy on light brown construction paper



RESOURCES DESIGNED BY: *the subway side*




MONKEY EYES

Copy on white construction paper



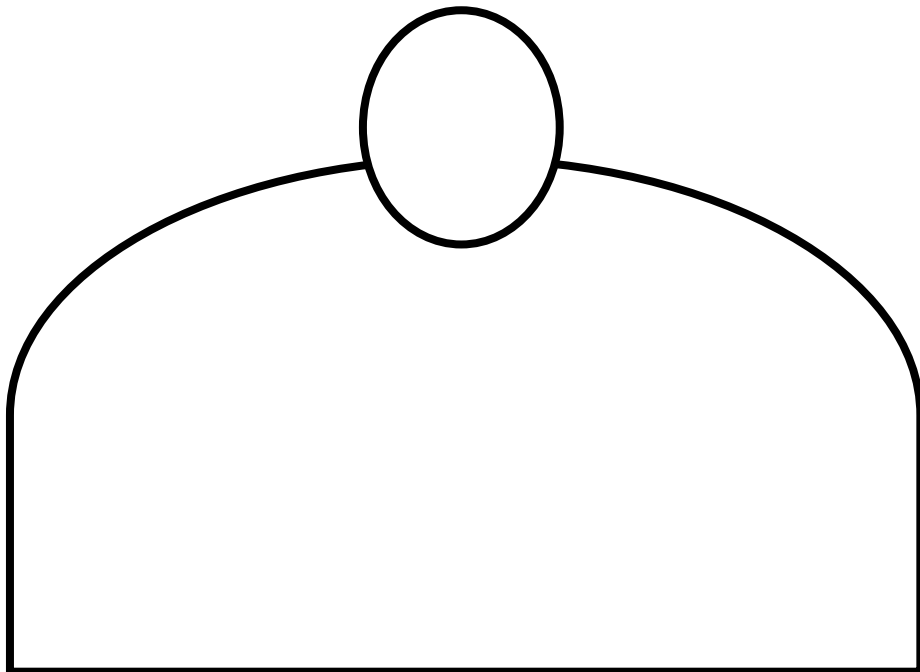
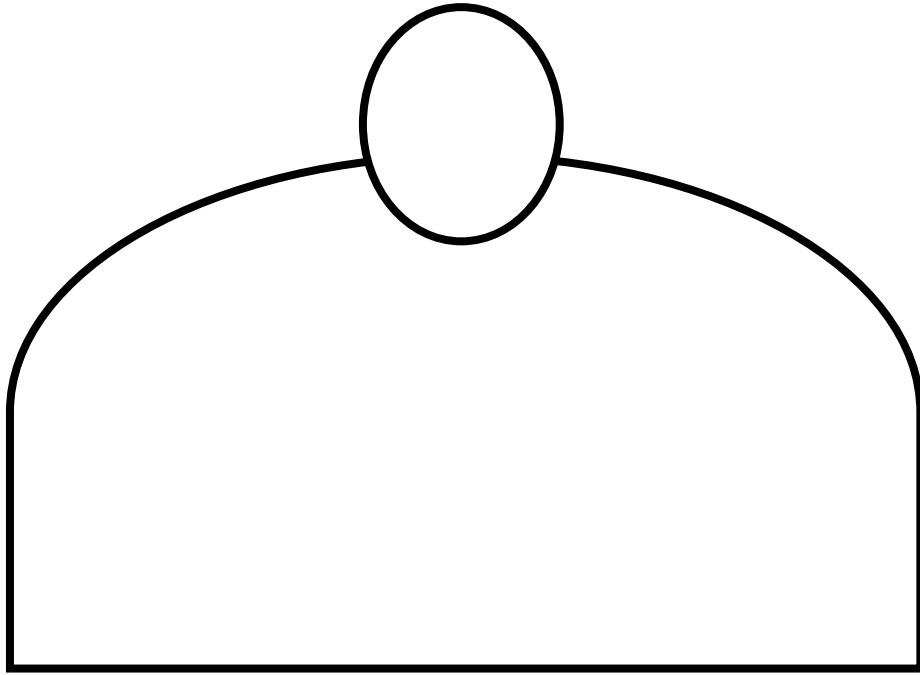
MONKEY SNOUT

Copy on dark brown construction paper




MONKEY HAT

Copy on colorful construction paper



VULTURE TEMPLATE


Copy on purple construction paper



RESOURCES DESIGNED BY: *the subway side*

VULTURE HEAD & TALONS

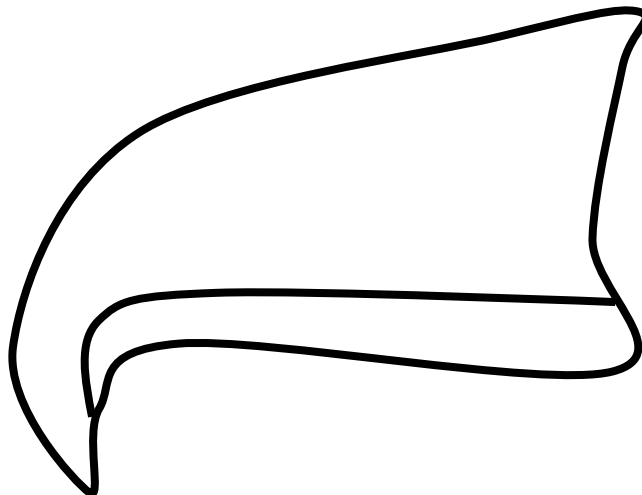
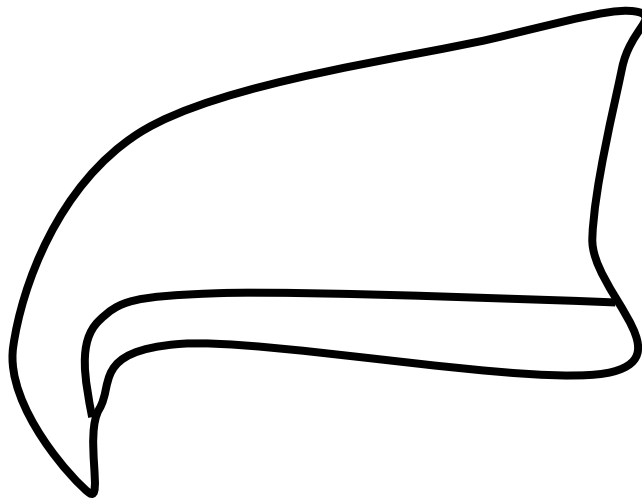
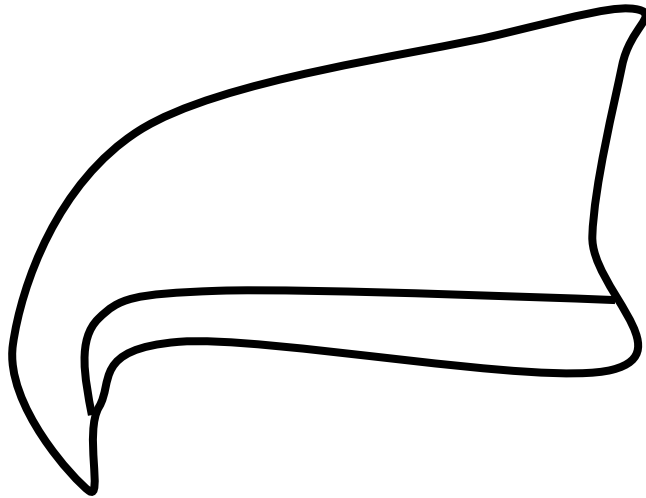
Copy on pink construction paper



RESOURCES DESIGNED BY: *the subway side*



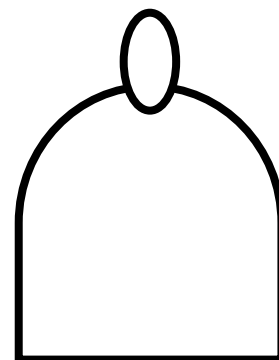
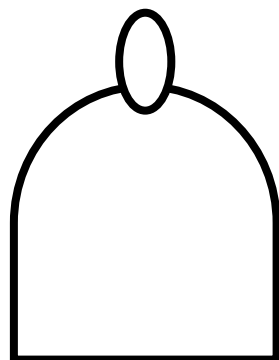

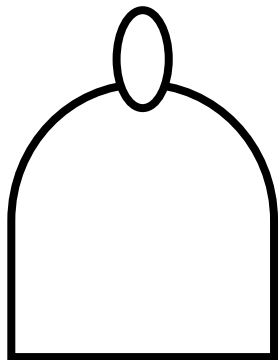

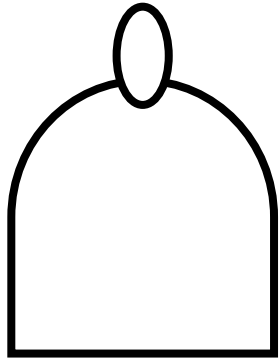
VULTURE BEAK

Copy on dark pink or red construction paper



VULTURE HAT

Copy on colorful construction paper



Name: _____

IF I WERE A

RUNAWAY DOSA I WOULD HIDE...



Name: _____


IF I WERE A

RUNAWAY DOSA I WOULD HIDE...



Name: _____

IF I WERE A RUNAWAY DOSA I WOULD HIDE...



Name: _____

IF I WERE A RUNAWAY DOSA I WOULD HIDE...



Name: _____

IF I WERE A

RUNAWAY DOSA I WOULD HIDE ...



Name: _____


IF I WERE A

RUNAWAY DOSA I WOULD HIDE ...



Name: _____

IF I WERE A RUNAWAY DOSA I WOULD HIDE...



Name: _____

IF I WERE A RUNAWAY DOSA I WOULD HIDE...



CREDITS PAGE

The author – Suma Subramaniam

Suma Subramaniam's interests in writing for children are centered around STEM/STEAM related topics as well as India and Indian heritage. When she's not recruiting by day or writing by night, she's volunteering for We Need Diverse Books and SCBWI or blogging about children's books. She lives in Seattle with her family and a dog who watches baking shows. Learn more at <https://sumasubramaniam.com>.



CONNECT WITH SUMA



The illustrator – Parvati Pillai


Parvati Pillai is a visual and creative designer who is passionate about illustration, storytelling, and brand building. Her books include *The Pig with the Runaway Tail*, *Mira, Royal Detective*, and *Bindu's Bindis*. Parvati lives in Finland and loves storytelling, traveling, gardening, and food. When she is not exploring the beautiful outdoors, she enjoys experimenting with new illustration styles. Follow Parvati on Instagram @parvatipillai







THESE RESOURCES WERE DESIGNED BY MOLLY AT

the sunny side




EMAIL OR VISIT HER WEBSITE FOR MORE INFORMATION.



YOU MAY

-  Use this item for personal use.
-  Use this item in your classroom and with your students.
-  Copy this item for your class and your students.
-  Copy this item for your child and personal home use.

YOU MAY *not*

-  Copy or modify any part of this document.
-  Offer this document for sale.
-  Post this item on a website; personal, school, or district without permission.



THESE RESOURCES WERE DESIGNED BY MOLLY AT
the sunny side
EMAIL OR VISIT HER WEBSITE FOR MORE
INFORMATION.

