



SURVEY RESULTS:

2024 KINDERGARTEN INTEREST SURVEY

Prepared for **COUNCIL ROCK SCHOOL DISTRICT**

Council Rock School District (CRSD) currently offers a half-day kindergarten program consisting of a minimum of two and one-half (2.5) hours of instruction; however, there is consideration of shifting to full-day kindergarten consisting of a minimum of five (5) hours of instruction. In support of this, CRSD partnered with Hanover Research to develop a survey to gather parent, staff, and community member perceptions regarding full- and half-day kindergarten options. The following report is based on the results from 3,587 cleaned survey responses.

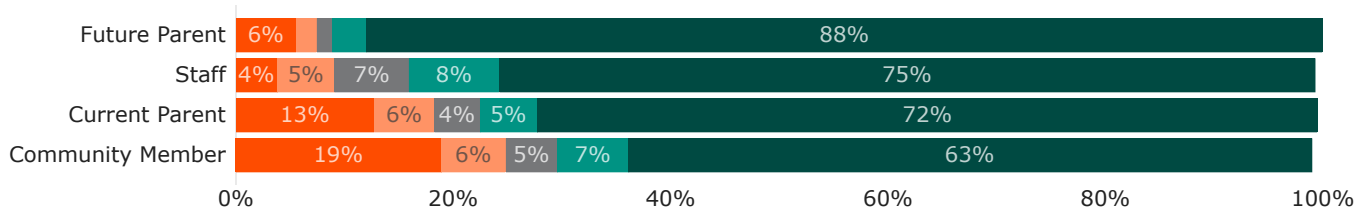
OVERALL PERCEPTIONS

District perceptions strongly support a full-day kindergarten option. Most survey respondents strongly support CRSD transitioning to a full day kindergarten program. There is also agreement that a full-day kindergarten program at CRSD would be beneficial to parent/guardians as well as students.

To what extent do you support or oppose CRSD transitioning to a full-day kindergarten program?



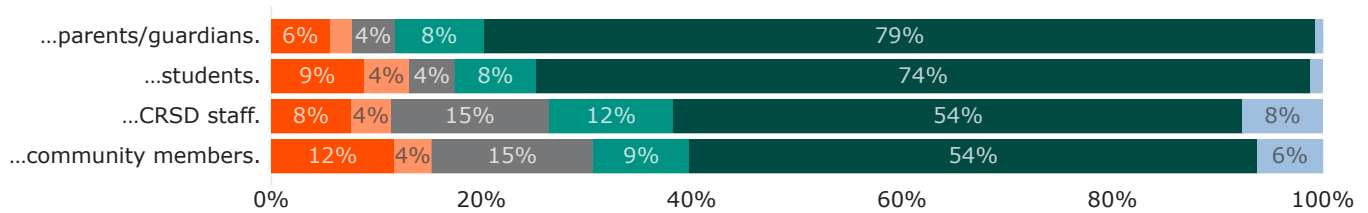
By Group



● Strongly Oppose ● Somewhat Oppose ● Neutral ● Somewhat Support ● Strongly Support

Please say how much you disagree or agree with the following statements:

I believe that a full-day kindergarten program at CRSD would be beneficial to...

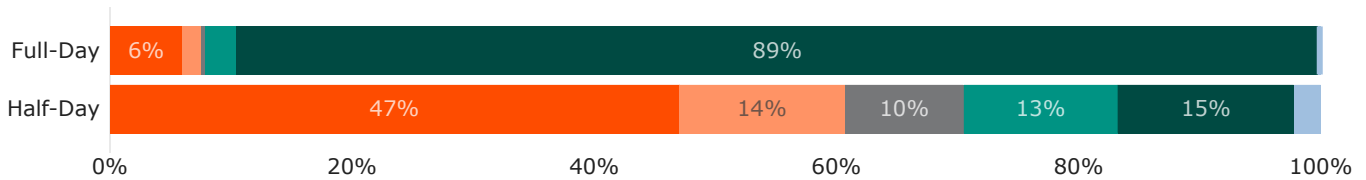


● Strongly Disagree ● Somewhat Disagree ● Neither Agree nor Disagree ● Somewhat Agree
● Strongly Agree ● Unsure/No Opinion

RESPONSES FROM FUTURE PARENTS

The majority of future CRSD parent respondents would be somewhat to very likely to choose a full-day kindergarten option if provided. Additionally, nearly two-thirds would also be somewhat to very likely to enroll their child in a private or charter school setting if CRSD does not transition to a full-day kindergarten program.

Please rate how likely you would be to choose the following kindergarten option if offered at CRSD.



If CRSD does not transition to a full-day kindergarten program, how likely are you to enroll your child in a full-day kindergarten program in a private or charter school setting?

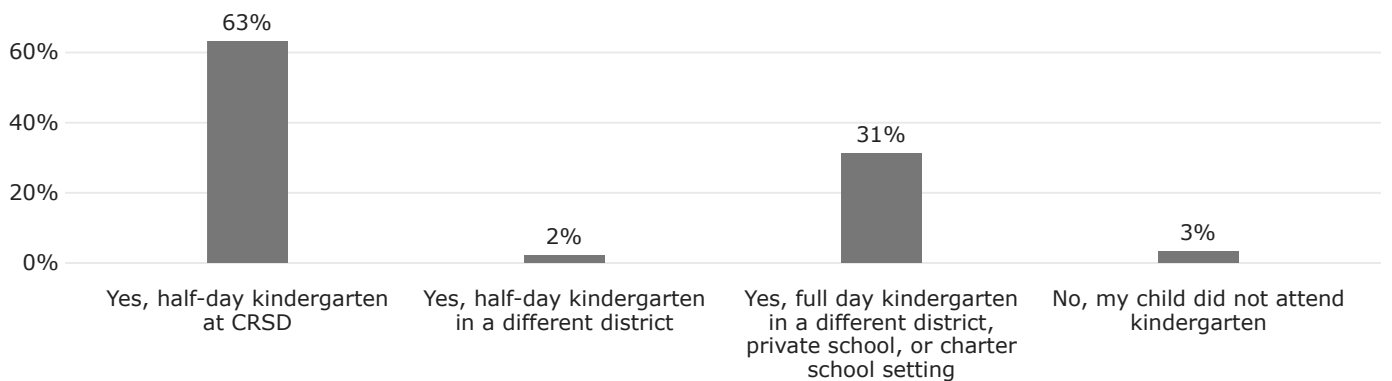


- Very Unlikely
- Somewhat Unlikely
- Neither Unlikely or Likely
- Somewhat Likely
- Very Likely
- Unsure/No Opinion

RESPONSES FROM CURRENT PARENTS

Nearly one-third of current CRSD parents enrolled their child in a full-day kindergarten outside of CRSD. However, most current parents would have enrolled their child in a full-day kindergarten program in CRSD, if it had been available.

Was your child ever enrolled in a kindergarten program?



If full-day kindergarten had been available to your child at CRSD, how likely is it that you would have enrolled your child in the full-day kindergarten program?

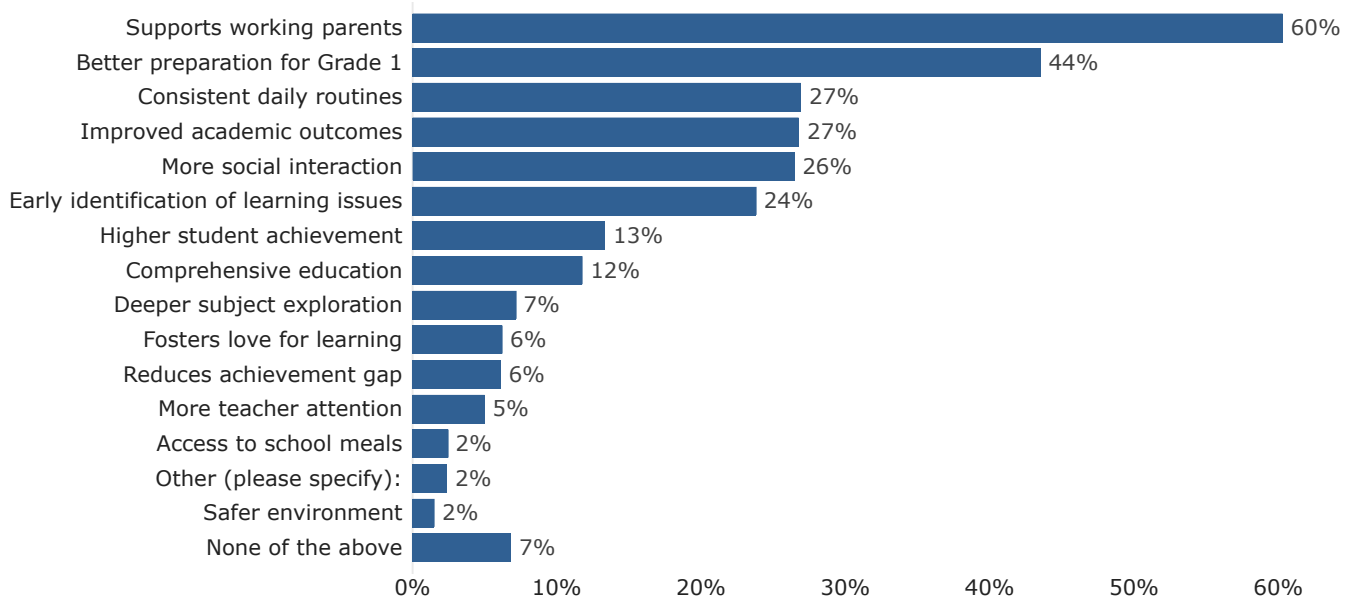


- Very Unlikely
- Somewhat Unlikely
- Neutral
- Somewhat Likely
- Very Likely
- Unsure/No Opinion

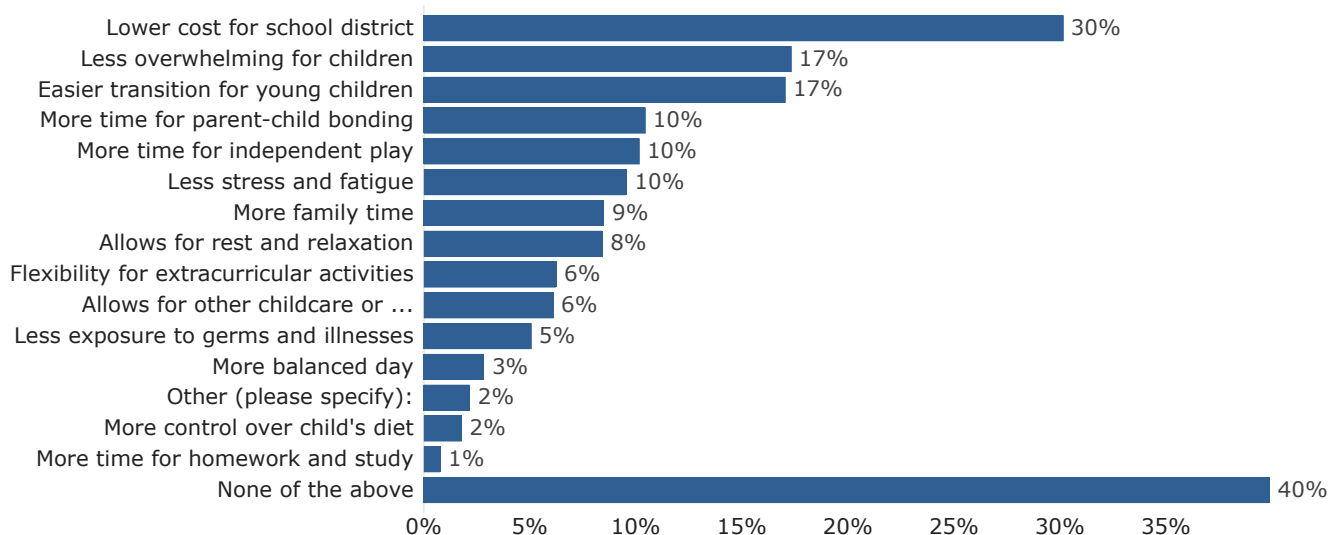
BENEFITS OF FULL-DAY & HALF-DAY KINDERGARTEN

Most respondents perceive benefits for full-day kindergarten, as compared with half-day kindergarten. Overall, 93 percent of respondents endorsed benefits related to full-day kindergarten, with the largest percentage of responses related to supporting working parents, followed by better preparation for Grade 1. Conversely, only 60 percent of respondents endorsed a benefit of CRSD continuing to offer only a half-day kindergarten program, with lower cost for the school district leading in this area.

What do you consider the biggest benefits of CRSD moving to a full-day kindergarten? Please select up to three options.

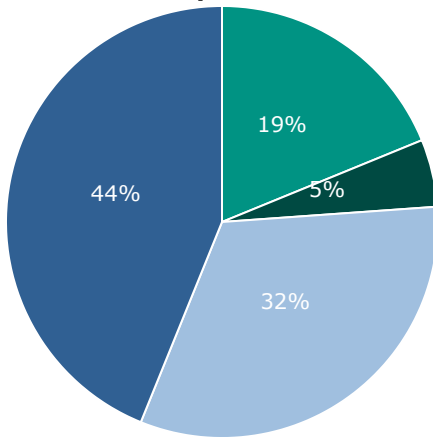


What do you consider the biggest benefits of CRSD continuing to offer only a half-day kindergarten program? Please select up to three options.



Respondent Demographics

Respondent's Relationship to CRSD



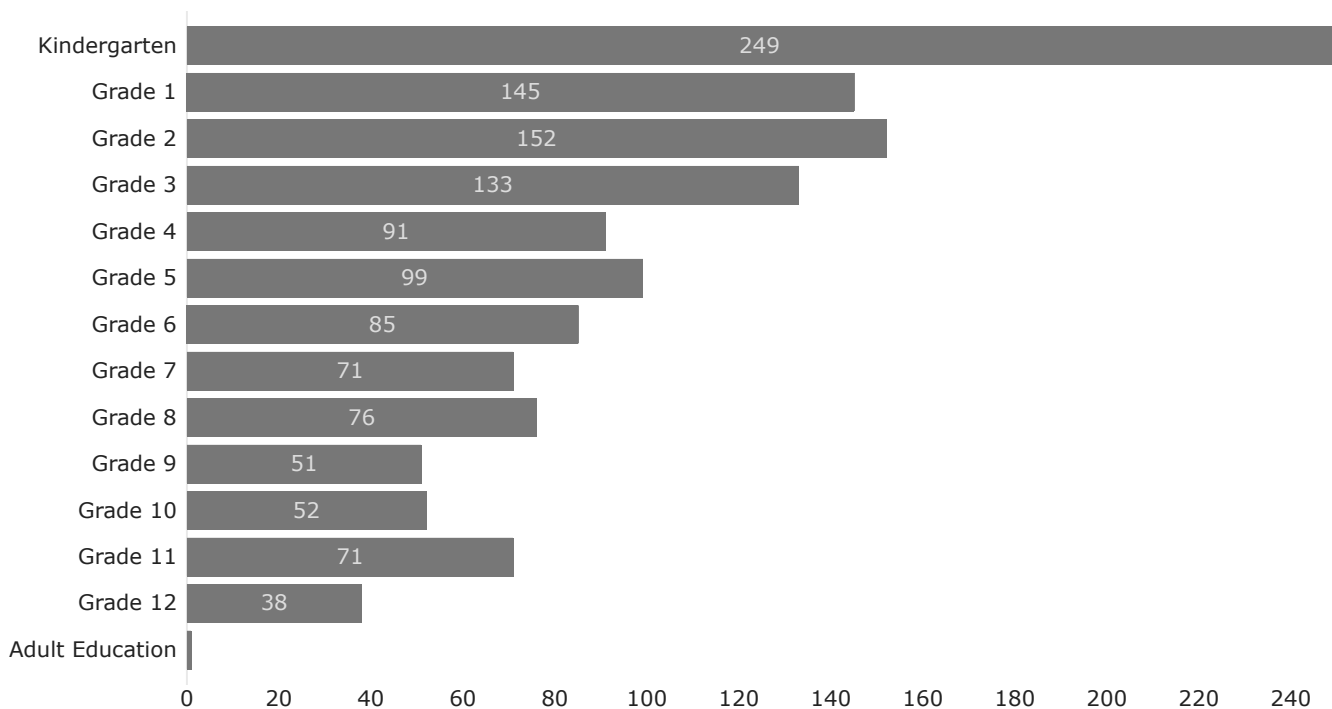
- Community member with no other affiliation
- Staff member in CRSD
- Parent/Guardian of a future CRSD student
- Parent/Guardian of a current CRSD student

Prioritized Groups Used for Analysis

Field	Choice Count
Future Parent	31% 1,102
Current Parent	37% 1,314
Staff	4% 132
Community Member	29% 1,039
Total	3587

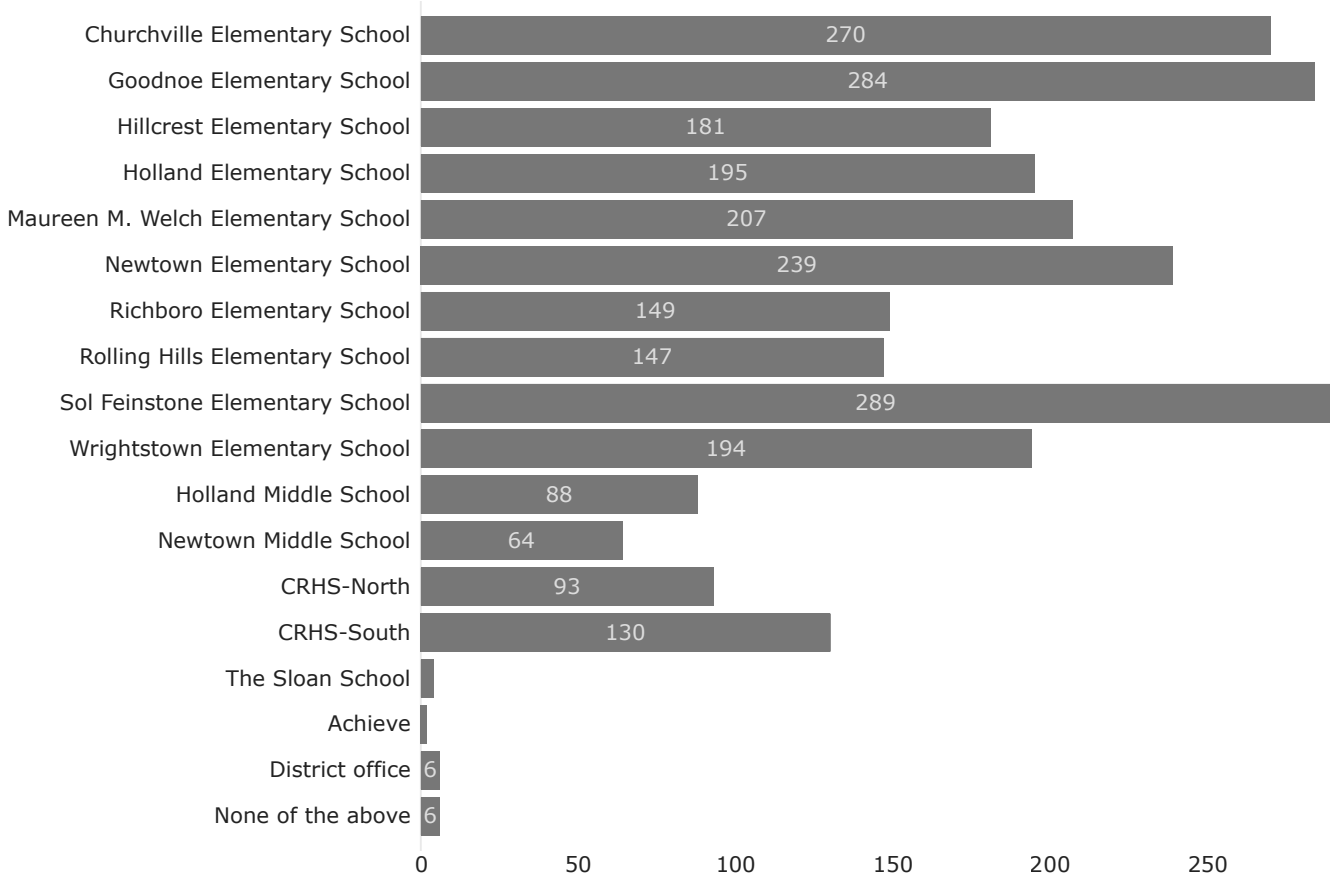
Note: After respondents selected one or more relationships to CRSD (left), additional questions were asked to assign respondents to only one of the groups used for analysis. These groups are prioritized according to the order above.

Grade Representation of Current Parent Responses



Note: Families with multiple children were asked to complete the survey and respond to the above question regarding their child's grade level according to their youngest child. This question was only asked of current parents.

School Site Representation of Parent and Staff Responses



Note: Future parents were asked to indicate the school their child will attend. Current parents were asked to indicate their child's school. Staff were asked to indicate the site at which they primarily work. Community members were not asked about their affiliation to any school location.

DATA CLEANING: Hanover utilizes a variety of data cleaning procedures to ensure strong sample validity. For this study, these procedures included rigorously examining responses for 1) completeness, 2) completion speed, and 3) possible duplication or redundancy. This information was used by the Hanover analysts to identify patterns that flag a response as questionable. Responses that were questionable in enough ways were excluded from the final analysis. For this specific survey, of the 4,493 valid responses received, Hanover retained 3,587 following data cleaning, which is about a 20% drop rate.