



Long Range Technology Plan

2024–2029

Cara Carter
Chief Technology Officer




Navigating New Horizons

Five-Year Plan Overview




**Technology as a
Learning Accelerator**



**Beyond State
Requirements**



**Guideline
Compliance**



**Key Changes Since
2018–2023 Plan**

Safeguarding Our Future

Cybersecurity

**Shield of
Cybersecurity**

**Guarding
Our Assets**



Recent Cyber Incidents

[Click2Houston](#) | News

Texas student uses school's computer for cyberattack, disrupting district testing

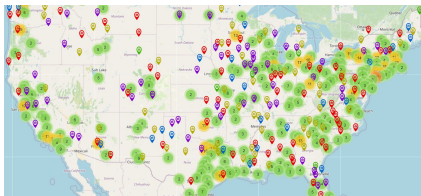
May 9, 2024

24,000

Students
Disrupted During
State Testing in
Texas School
District

[K12 SIX](#)

The K-12 Cyber Incident Map



1,619

Incidents Across
the U.S.
Between
2016-2022

[Infosecurity Magazine](#) | News

Data Breaches in US Schools Exposed 37.6M Records

May 9, 2024

37.6 M

Data Records
Exposed in U.S.
Schools Since
2005

Looking Ahead: Artificial Intelligence

[NBC News](#) | Artificial Intelligence

NSA official warns of hackers using AI to perfect their English in phishing schemes

January 9, 2024

[TheVerge](#) | Microsoft/Tech/OpenAI

Microsoft and OpenAI say hackers are using ChatGPT to improve cyberattacks

February 14, 2024

[CNN](#) | World/Asia

Finance worker pays out \$25 million after video call with deepfake 'chief financial officer'

February 4, 2024

Recent cybersecurity statistics for NISD

63,490 Cyber Attacks

705
per day

Total Attacks

RELEVANT ATTACKS CARRY THE FOLLOWING RISKS

63,490

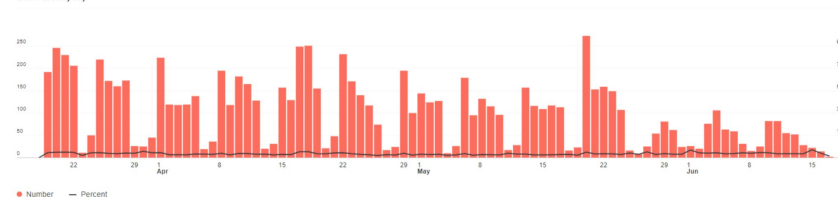


Classification	Count
Attempted User Privilege Gain	29,679
Attempted Administrator Privilege Gain	17,110
Web Application Attack	8,778
Attempted Information Leak	2,690
Misc Activity	1,938

9,062 Denied Authentications

101
per day

9,062 Denied Authentications
Shown at every day



38,920 Intrusion Events

432
per day

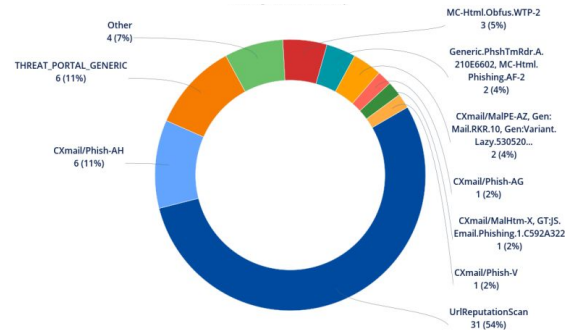
Source Continent

▼ Count

North America	31,734
Europe	5,972
Asia	1,150
Africa	31
South America	31
Australia	2

57 Inbound Malware Detections

2
per day

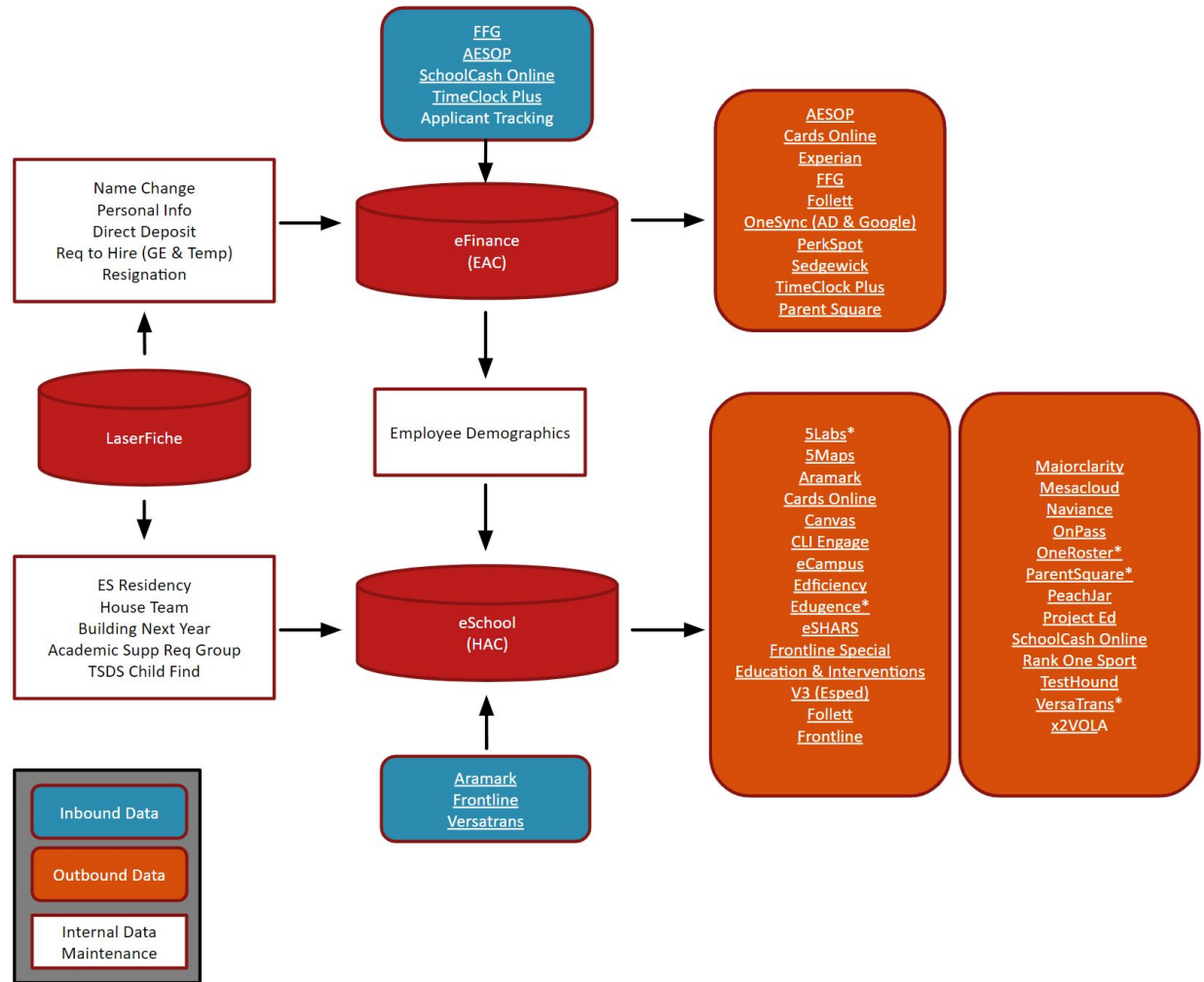


Data Navigation

Comprehensive Data Governance Strategy

Secured Data Architecture

Cybersecurity Integration



Data Driven Decisions

Data Governance

Leveraging Data for Strategic Impact

Optimizing Resource Allocation

NISD Student Enrollment Dashboard

Last updated 2024-06-17

District Totals

PROJECTED

30,548

Source: Demographer
(February 2023)

ENROLLED

30,602

Source: eSchoolPlus

COMPARISON

Enrolled - Projected

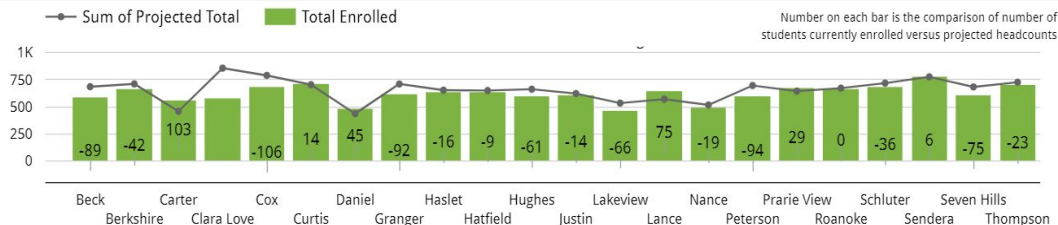
-354

-1.1%

Hover over each bar in the graphs below for detailed headcounts

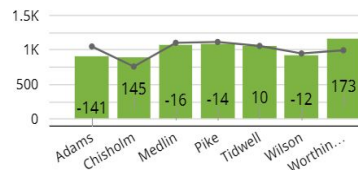
Total Enrolled
14,118

Elementary Schools



Total Enrolled
7,182

Middle Schools



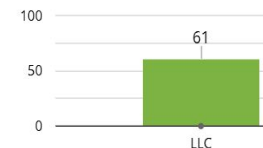
Total Enrolled
9,241

High Schools



Total Enrolled
61

Alternative Schools




Technology-Enhanced Learning

Linking New Strategies to Educational Outcomes



**Forward-Thinking
Initiatives**



**Educator Professional
Development**



**Tech-Powered
Learning Engagement**



**Connected
Community**



Navigating Challenges

Proactive & Agile Technology

**Scalable & Flexible
Infrastructure**

**Adaptive to
Changing
Technology**

**Seamless Integration
of Emerging
Technologies**

**Responsive to
Community Needs**



Navigating Challenges

Engaging Technology Programs

**Innovating
Classroom
Experiences**

**Empowering
Teachers with
Technology**

**Enhancing
Parental
Engagement**

**Community
Integration Programs**

Your Role in This Journey

Call to Action

No Formal Action Required

This information is provided for your awareness and to ensure confidence in our ongoing efforts.

Questions?

