



Agenda
Regular Session Meeting
Sedalia School District #200
Monday, June 25, 2018 6:30 p.m.
Smith-Cotton High School
Heckart Performing Arts Center
2010 Tiger Pride Blvd.

Call to Order

1.1 Call to Order Info

Recognitions and Presentations

2.1 Public and Staff Comment Info

2.2 Sedalia School District Foundation Info

2.3 Belcher Scholarship Recipient Makenna Steger Info

2.4 Sedalia Community Educators Association Info

2.5 Spring Sports and Activity Recognitions Info

2.6 Approval of June 25, 2018 Agenda **Action**

Consent Agenda

3.1 Minutes for Monthly Business Meeting May 14, 2018 **Action**

3.2 Minutes for Special Public Meeting May 19, 2018 **Action**

3.3 Personnel **Action**

3.4 Treasurer's Report **Action**

3.5 Payment of Bills **Action**

3.6 MOU Early Childhood Sp Ed – Pettis County R-V, La Monte R-IV, Smithton R-VI, Green Ridge R-VII, Pettis County R-XII **Action**

3.7 Parents as Teachers Contracts – La Monte R-IV, Green Ridge R-VII, Pettis County R-V, Smithton R-VI, Pettis County R-XII **Action**

3.8 Children's Therapy Center, Early Head Start Agreement **Action**

3.9 Great Circle Agreement **Action**

3.10 City of Sedalia Agreement – Safety Receivers **Action**

3.11 Surplus **Action**

Decision

4.1 Final Budget Amendments 2017-18 **Action**

4.2 Preliminary Budget 2018-19 **Action**

4.3 At-Risk Program Evaluation **Action**

4.4 Computer Bids **Action**

4.5 Copy Paper Bid **Action**

4.6 Bakery Bids **Action**

4.7 Dairy Bids **Action**

4.8 Ware Washing **Action**

4.9 Asphalt Repair Bid **Action**

4.10 Exterior Door Replacement **Action**

4.11 Shop/Warehouse Bid **Action**

Decision - Unfinished Business

5.1 Policy Update 6146 – Therapy Dogs in School **Action**



Agenda
Regular Session Meeting
Sedalia School District #200
Monday, June 25, 2018 6:30 p.m.
Smith-Cotton High School
Heckart Performing Arts Center
2010 Tiger Pride Blvd.

Discussion

- | | |
|---|------|
| 6.1 Security Positions | Info |
| 6.2 Career & Technical Student Organizations (CTSO) | Info |
| 6.3 Policy Updates P1320 – General Administration; P2812 Students; P6445 Instructional Services | Info |

Information

- | | |
|---|------|
| 7.1 Attendance 90/90 Report | Info |
| 7.2 Building Quarterly Reports –PCEC; Heber Hunt; Horace Mann; Parkview; Skyline; Washington; SMS; SCJH; SCHS; Whittier | Info |
| 7.3 Celebration Center Church/Calvary Baptist Church Donation | Info |
| 7.4 Equity Bank Donation | Info |

Adjournment

- | | |
|-----------------------------------|---------------|
| 8.1 Adjournment to Closed Session | Action |
|-----------------------------------|---------------|

Upcoming Meetings

- 9.1 July 23, 2018 – Horace Mann Elementary



Minutes
Regular Meeting
Sedalia School District #200
Monday, May 14, 2018 6:30 p.m.
Smith-Cotton High School
2010 Tiger Pride Blvd.
Commons Area

- Call to Order** Dr. Sharp president, called the meeting to order at 6:30 p.m.
- Quorum** Board Members present: Dr. Jeffrey Sharp, President; David Wolf, Vice President; Scott Gardner, Secretary; Kenny Coffelt, Treasurer; Diana Nichols, Steve Schilb and Michael Stees.
- Present** Brad Pollitt, Superintendent; Dr. Nancy Scott, Assistant Superintendent; Steve Triplett, Assistant Superintendent, Michylah Hawkins, Student Advisor to the Board; Lisa Hammerly, Recording Secretary.
- Public Comments** None.
- Recognitions & Pres.** Sedalia School District Foundation issued a total of \$34,200 in scholarships to 35 recipients. Mini Grant deadline is May 31, 2018.
- Sedalia Community Educators Association presented three \$1,000 scholarships to the following students: Taylor Husong, Regan Woolery, and Allison Eppenauer. SCEA officers of the board remain the same for school year 2018-19. However, several building representatives changed.
- Link Crew Update high school transition program welcomes freshmen and makes them feel comfortable throughout the first year of their high school experience.
- Seal of Biliteracy Awards were presented to the students who are bilingual in two or more languages.
- Approval of Agenda** The Chair proposed the agenda be amended to move item 4.3 Fick, Eggemeyer, & Williamson Contract Extension from decision to discussion 6.3 Kenny Coffelt moved, seconded by Diana Nichols, that the Board approve May 14, 2018 Agenda a presented. Affirmative: 7
- Consent Agenda** Scott Gardner moved, seconded by Kenny Coffelt, that the Board approve the May 14, 2018 Consent Agenda, including Minutes for Regular Meeting April 16, 2018, Treasurer's Report which includes the following motions: Motion to fund transfer \$96,999.00 from general (incidental) fund 001, to the capital projects fund (004), an allowable ASBR transfer for DNR loan NPDELT82 (Geo-Thermal). Motion to fund transfer \$341,423.59 from General (incidental) fund 001, to capital projects fund (004), an allowable ASBR transfer for Guaranteed Energy Savings Performance Contracts. Motion to fund transfer \$13,130.55 from general (incidental) fund 001, to capital projects fund (004), an allowable ASBR transfer to purchase of kitchen/food service related equipment as follows: freezer door at Skyline and dishwasher at Skyline. Payment of Bills, Katy Trail Community Health Memorandum of Understanding. Affirmative: 7



Minutes
Regular Meeting
Sedalia School District #200
Monday, May 14, 2018 6:30 p.m.
Smith-Cotton High School
2010 Tiger Pride Blvd.
Commons Area

- Health Services Eval Kenny Coffelt moved, seconded by Diana Nichols, that the Board approve the Health Services Evaluation Year End Report 2017-18 as presented. Affirmative: 7
- First Student Ext. Scott Gardner moved, seconded by Kenny Coffelt, that the Board approve First Student Contract Extension year four of five 3% increase from the 2017-18 school year as presented. Affirmative: 7
- Homeless Grant Kenny Coffelt moved, seconded by Diana Nichols, that the Board approve Homeless Children and Youth Grant Program – McKinney- Vento as presented. Affirmative: 7
- ELA Curriculum Ms. Wheeler presented to the board for approval the ELA Curriculum Objectives and Alignment as presented. Affirmative: 7
- Policy Update 6146 Dr. Scott presented Policy Update 6146 – Therapy Dogs in School. The Policy Update 6146 – Therapy Dogs in School will be brought back under Decision – Unfinished Business June 25, 2018.
- Food Service Mr. Triplett presented the Food Service breakfast/lunch recommended price increases. The Food Service breakfast/lunch recommended price increases of \$0.10 will be brought back under Decision – Unfinished Business June 25, 2018.
- Audit Services Ext. Dr. Scott presented the Fick, Eggemeyer & Williamson audit services extension for an additional two years, for school years 2018-19 and 2019-20, for a price of \$7,000, annually. The audit services discussion is to be postponed indefinitely, and brought back as unfinished business allowing adequate time to secure a firm for the FY19 audit due to Fick, Eggemeyer & Williamson auditing the district for the past 13 years.
- Marshall Family Donation Mr. Triplett presented the generous donation from the Marshalls and McDonalds.
- Mr. & Mrs. L. Stevenson Mr. Triplett presented the generous donation to fund a private bus to attend a field trip event on May 16, 2017.
- Adjournment Kenny Coffelt moved, seconded by Diana Nichols, to adjourn to closed session for purposes listed in sections RSMo. 610.021 (3) Personnel and (13) Protected Records at 7:24 p.m. Affirmative: 7
- Approved this 25th day of June 2018, by order of the Board of Education, Sedalia School District #200, Pettis County, Sedalia, MO.

Scott Gardner, Secretary

Dr. Jeffrey Sharp, President



Minutes
 Special Public Session Meeting
 Sedalia School District #200
 Saturday, May 19, 2018 6:15 p.m.
 Mathewson Exhibition Center
 Missouri State Fairgrounds
 2503 West 16th Street

Call to Order	Dr. Sharp president, called the meeting to order at 6:13 p.m.
Quorum	Board Members present: Dr. Jeffrey Sharp, President; David Wolf, Vice President; Scott Gardner, Secretary; Kenny Coffelt, Treasurer; Diana Nichols, Steve Schilb and Michael Stees.
Present	Brad Pollitt, Superintendent; Dr. Nancy Scott, Assistant Superintendent; Steve Triplett, Assistant Superintendent.
Public Comments	None.
Approval of Agenda	Kenny Coffelt moved, seconded by Diana Nichols, that the Board approve May 19, 2018 Agenda a presented. Affirmative: 7
Adjournment	Kenny Coffelt moved, seconded by Diana Nichols, to adjourn to closed session for purposes listed in sections RSMo. 610.021 (13) Protected Records at 6:14 p.m. Affirmative: 7 Approved this 25 th day of June 2018, by order of the Board of Education, Sedalia School District #200, Pettis County, Sedalia, MO.

Scott Gardner, Secretary

Dr. Jeffrey Sharp, President

Sedalia School District #200
 2806 Matthew Drive
 Sedalia, MO 65301-7981

Bank & Cash Reconciliation

Fund Cash Balance by Fund

Fund Number and Description	Cash Balance	Comments
001 - General Fund	27,076,894.80	
002 - Special Revenue Fund	4,825,792.11	
003 - Debt Service Fund	.00	
004 - Capital Projects Fund	10,002,768.43	
Adjustment 1 :	.00	
Adjustment 2 :	.00	
Adjustment 3 :	.00	
Adjustment 4 :	.00	
TOTAL :	41,905,455.34	

Bank Cash and Reconciled Balances:

Account Code & Bank	Cash Balance	Reconciled Balance	Comments
xxxx41.1 - Series 2015B - UMB BANK	.00	.00	
xxxx1387 - Chris E Egdorf - US Bank	7,952.38	7,952.38	
xxxx1251 - General Funds - MOSIP	3,868,647.99	3,868,647.99	
xxxx1252 - Capital Funds - MOSIP	2,728,498.58	2,728,498.58	
xxxx57.3 - Series 2016 - UMB BANK	.00	.00	
xxxx0278 - - Equity Bank	20,289,268.12	20,915,051.29	
xxxx0294 - - Equity Bank Activity Gate	10,906.18	10,906.18	
xxxx0213 - Portfolio Cash - MOSIP	50,941.05	50,941.05	
xxxx0213 - Portfolio Invst - MOSIP	14,949,241.04	14,949,241.04	
Outstanding Amount: xxxx0278 - - Equity Bank	.00	-625,783.17	
Adjustment 1 :	.00	.00	
Adjustment 2 :	.00	.00	
Adjustment 3 :	.00	.00	
Adjustment 4 :	.00	.00	
TOTAL :	41,905,455.34	41,905,455.34	

Bank Cash and Fund Cash are in Balance

Cash Flow Summary For month of May

	Fund - 001	Fund - 002	Fund - 003	Fund - 004	All Funds
A. Cash Balance as of 05/01/18	27,921,183.43	4,419,611.18	0.00	10,159,860.64	42,500,655.25
B. Revenues (5XXX) :	836,059.84	2,869,278.15	0.00	46,253.71	3,751,591.70
C. Expenses (6XXX) :	1,682,431.30	2,494,636.70	0.00	203,345.92	4,380,413.92
D. Excess Revenue (B - C) :	-846,371.46	374,641.45	0.00	-157,092.21	-628,822.22
E. New Cash Balance (A + D) :	27,074,811.97	4,794,252.63	0.00	10,002,768.43	41,871,833.03
F. Net Change in Fund Balance (3XXX) :	0.06	0.00	0.00	0.00	0.06
G. Net Change in Other Assets & Liabilities (1200 - 2999) :	2,082.77	31,539.48	0.00	0.00	33,622.25
H. Final Balance as of 05/31/18	27,076,894.80	4,825,792.11	0.00	10,002,768.43	41,905,455.34

Fund Balance Report

for the period ending May, 2018

Fund	General Fund 1	Teachers Fund 2	Debt Service Fund 3	Capital Projects Fund 4	Total
Beginning Fund Balance	26,408,175.82	-0.00	0.00	8,587,626.18	34,995,802.00
Revenues	18,306,356.25	26,874,778.05	0.00	3,237,226.74	48,418,361.04
Transfer To	0.00	0.00	0.00	2,882,903.53	2,882,903.53
Transfer From	2,882,903.53	0.00	0.00	0.00	2,882,903.53
Expenses	14,860,202.99	22,545,617.32	0.00	4,704,988.02	42,110,808.33
Ending Fund Balance	26,971,425.55	4,329,160.73	0.00	10,002,768.43	41,303,354.71
From General Fund to Debt Service Fund	0.00				
From General Fund to Capital Projects Fund	2,882,903.53				

ASSETS

Cash & Investments

TOTAL ASSETS

\$41,905,455.34
\$41,905,455.34

LIABILITIES

Flexible Spending Account

Escrowed - Group Health Insurance/Life Insurance/ Retirement/Dues/Garnishments

TOTAL LIABILITIES

\$2,153.43
 (\$596,301.68)
(\$594,148.25)

NET ASSETS

Restricted For:

US Bank Egdorf Scholarship Fund

TOTAL NET ASSETS

(\$7,952.38)
\$41,303,354.71

Current Month Budget Report

Account Code	Account Description	Budget/ (Open Bal)	MTD Activity	YTD Activity	Current Balance	Encumbrance	Next MTD Activity	Projected Balance	% of Budget
Fund 001 Totals	Total Assets (1xxx)	26,418,347.81	-844,233.63	658,601.99	27,076,949.80		-1,239,534.70	25,837,415.10	
	Total Liabilities (2xxx)	-2,457.67	-2,137.77	-95,114.20	-97,571.87		-383,057.02	-480,628.89	
	Fund Balance (3xxx)	-26,415,890.14	-0.06	2,882,665.47	-23,533,224.67	0.00	0.00	-23,533,224.67	
	Total Revenues (5xxx)	19,163,418.93	836,059.84	18,306,356.25	857,062.68	0.00	0.00	857,062.68	95.53
	Total Expenditures (6xxx)	18,072,528.39	1,682,431.30	14,860,202.99	3,212,325.40	162,450.90	1,622,591.72	1,427,282.78	92.10
	Expenditures - Revenues	-1,090,890.54	846,371.46	-3,446,153.26		162,450.90	1,622,591.72	570,220.10	
	Ending Fund Balance	-27,506,780.68	0.00	0.00	-26,979,377.93		0.00	-25,194,335.31	91.59
	Ledger Balance	0.00	0.00	0.00	0.00		0.00	0.00	
Fund 002 Totals	Total Assets (1xxx)	34,716.42	406,180.93	4,791,075.69	4,825,792.11		-3,375,523.69	1,450,268.42	
	Total Liabilities (2xxx)	-34,716.42	-31,539.48	-461,914.96	-496,631.38		-2,888,520.27	-3,385,151.65	
	Fund Balance (3xxx)	0.00	0.00	0.00	0.00	0.00	0.00	0.00	
	Total Revenues (5xxx)	29,577,144.68	2,869,278.15	26,874,778.05	2,702,366.63	0.00	0.00	2,702,366.63	90.86
	Total Expenditures (6xxx)	29,425,604.65	2,494,636.70	22,545,617.32	6,879,987.33	0.00	6,264,043.96	615,943.37	97.91
	Expenditures - Revenues	-151,540.03	-374,641.45	-4,329,160.73		0.00	6,264,043.96	-2,086,423.26	
	Ending Fund Balance	-151,540.03	0.00	0.00	-4,329,160.73		0.00	1,934,863.23	-1,276.81
	Ledger Balance	0.00	0.00	0.00	0.00		0.00	0.00	
Fund 003 Totals	Total Assets (1xxx)	0.00	0.00	0.00	0.00		0.00	0.00	
	Total Liabilities (2xxx)	0.00	0.00	0.00	0.00		0.00	0.00	
	Fund Balance (3xxx)	0.00	0.00	0.00	0.00	0.00	0.00	0.00	
	Total Revenues (5xxx)	0.00	0.00	0.00	0.00	0.00	0.00	0.00	
	Total Expenditures (6xxx)	0.00	0.00	0.00	0.00	0.00	0.00	0.00	
	Expenditures - Revenues	0.00	0.00	0.00	0.00	0.00	0.00	0.00	
	Ending Fund Balance	0.00	0.00	0.00	0.00	0.00	0.00	0.00	
	Ledger Balance	0.00	0.00	0.00	0.00		0.00	0.00	
Fund 004 Totals	Total Assets (1xxx)	8,587,626.18	-157,092.21	1,415,142.25	10,002,768.43		-623,082.10	9,379,686.33	
	Total Liabilities (2xxx)	0.00	0.00	0.00	0.00		0.00	0.00	
	Fund Balance (3xxx)	-8,587,626.18	0.00	-2,882,903.53	-11,470,529.71	0.00	0.00	-11,470,529.71	
	Total Revenues (5xxx)	3,445,437.10	46,253.71	3,237,226.74	208,210.36	0.00	0.00	208,210.36	93.96
	Total Expenditures (6xxx)	5,972,949.14	203,345.92	4,704,988.02	1,267,961.12	0.00	623,082.10	644,879.02	89.20
	Expenditures - Revenues	2,527,512.04	157,092.21	1,467,761.28		0.00	623,082.10	436,668.66	
	Ending Fund Balance	-6,060,114.14	0.00	0.00	-10,002,768.43		0.00	-9,379,686.33	154.78
	Ledger Balance	0.00	0.00	0.00	0.00		0.00	0.00	
Grand Total	Total Assets (1xxx)	35,040,690.41	-695,144.91	6,864,819.93	41,905,510.34		-5,238,140.49	36,667,369.85	
	Total Liabilities (2xxx)	-37,174.09	-33,677.25	-557,029.16	-594,203.25		-3,271,577.29	-3,865,780.54	
	Fund Balance (3xxx)	-35,003,516.32	-0.06	-238.06	-35,003,754.38	0.00	0.00	-35,003,754.38	
	Total Revenues (5xxx)	52,186,000.71	3,751,591.70	48,418,361.04	3,767,639.67	0.00	0.00	3,767,639.67	92.78
	Total Expenditures (6xxx)	53,471,082.18	4,380,413.92	42,110,808.33	11,360,273.85	162,450.90	8,509,717.78	2,688,105.17	94.97
	Expenditures - Revenues	1,285,081.47	628,822.22	-6,307,552.71		162,450.90	8,509,717.78	-1,079,534.50	
	Ending Fund Balance	0.00	0.00	0.00	-41,311,307.09		0.00	-32,639,138.41	0.00
	Ledger Balance (1xxx + 2xxx + 3xxx)	0.00	0.00	0.00	0.00		0.00	0.00	
	% of Budget for Expenditures, Revenues and Expenses								
	% of Budget for Ending Fund Balance = Projected Balance/Budget(Open Bal)								

% of Budget for Expenditures, Revenues and Expenses = (YTD Activity + Encumbrance + Next MTD Activity)/Budget(Open Bal)
 % of Budget for Ending Fund Balance = Projected Balance/Budget(Open Bal)

Consolidated Summary Statement

Sedalia School District #200

Portfolio Summary

Portfolio Holdings	Cash Dividends and Income	Closing Market Value	Current Yield
MOSIP	65.97	58,611.05	1.78 %
MOSIP TERM	0.00	6,589,476.57	* N/A
MOSIP Managed Account	7,372.20	14,949,241.04	* N/A
Total	\$7,438.17	\$21,597,328.66	

* Not Applicable

Investment Allocation

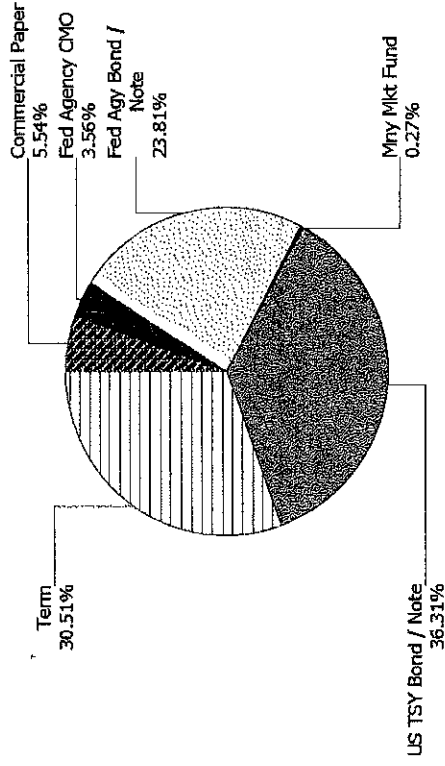
Investment Type	Closing Market Value	Percent
Commercial Paper	1,195,432.40	5.54
Federal Agency Collateralized Mortgage Obligation	767,882.41	3.56
Federal Agency Bond / Note	5,141,379.28	23.81
Money Market Mutual Fund	58,611.05	0.27
U.S. Treasury Bond / Note	7,844,546.95	36.31
Term Investment	6,589,476.57	30.51
Total	\$21,597,328.66	100.00%

Maturity Distribution (Fixed Income Holdings)

Portfolio Holdings	Closing Market Value	Percent
Under 30 days	6,898,038.37	31.93
31 to 60 days	448,558.65	2.08
61 to 90 days	248,965.50	1.15
91 to 180 days	247,957.50	1.15
181 days to 1 year	1,492,228.97	6.91
1 to 2 years	6,625,088.62	30.68
2 to 3 years	5,258,760.30	24.35
3 to 4 years	241,371.62	1.12
4 to 5 years	136,359.13	0.63
Over 5 years	0.00	0.00
Total	\$21,597,328.66	100.00%

Weighted Average Days to Maturity 436

Sector Allocation



Memorandum

To: Director – Board of Education

CC: Bradley Pollitt/Nancy Scott/Steve Triplett

From: Harriet Wolfe

Date: June 25, 2018

Re: Payment of Bills

**Attached are the payment of bills from May 9 – June 19, 2018.
Total Amount of \$3,561,550.74**

BOE AP Check Register Report May 9 - June 19 2018

Selection Criteria : Check # Range From ACH010004 To ACH010084 | Check # Range From ACH009934 To ACH009996 | Check # Range From 113109 To 113489 |

Vendor Name	Amount
Total ACR All Seasons of Sedalia	165.00
Total Administrative Professional Today	101.00
Total AdvancePierre Foods Inc	605.98
Total Aercor Wireless Inc	46,625.08
Total AG Coop Services Inc	16.65
Total Ag-Power Inc	318.54
Total All American Sports Corp	995.77
Total Allied Signs Inc	1,600.00
Total American Association of Family	180.00
Total American Auto Rental	3,081.15
Total Amos, Brian C	20.00
Total Andersons	918.95
Total AP Exams	3,883.00
Total Apple Inc	13,459.95
Total Aramark Uniform Services	5,613.75
Total Art Impressions	485.40
Total AT&T Mobility	760.10
Total Athco LLC	6,905.00
Total Bahner Mathew	100.00
Total Bahner Stephanie J	100.00
Total Bales, Julie L	160.89
Total Bandanas Bar-B-Q	70.72
Total Bar B Q Pit Stop	307.35
Total Beaufort County Family Court	480.90
Total Becker Piano Tuning	175.00
Total Beckman, Jonathan E	20.00
Total Belfor USA Group Inc	250,000.00
Total Benton County Circuit Clerk	245.44
Total Bimbo Bakeries USA Inc	10,211.60
Total Bird, Anna M	165.64
Total Birnie, Alex & Linsey	40.00
Total Blue Cross Blue Shield of KC	393,805.80
Total Boonville R I	723.80
Total Border States Industries Inc	461.46
Total Bothwell Regional Health Center	9,000.00
Total Bound To Stay Bound Books	176.94
Total Boys n Girls Club of Sedalia	19,912.62
Total Braden Signs	130.00
Total Brainspring	31,165.00
Total Brick, Meredith C	95.00
Total Bryan, Kelly M	86.16
Total Bryant Motors	11,345.00
Total Buds Fire Extinguisher Sales & Serv	2,929.00
Total Burton Harlan Wesley	100.00
Total Cake Lady	1,015.00
Total Campe, Marsha K	45.02
Total Capitol Plaza Hotel	674.10
Total Cardmember Service	4,230.11
Total CenterPoint Energy Services	5,238.65
Total Central Methodist University and	3,000.00
Total Central MO Food Equipment	39.90
Total Chancellor Bradley J	375.00
Total Charter Communications	252.11
Total Childrens Therapy Center	4,687.69
Total City of Sedalia Mo	1,816.22
Total Claim Care Inc	29,856.65
Total Clark, Dilbert G	20.00
Total Clayton Paper and Distribution Inc	22,511.93
Total Coen Craig	98.80
Total Coffey, Angela	54.00
Total Collins, John R	20.00
Total Coons Robert D	130.00
Total Courtyard Wichita at Old Town	624.27

BOE AP Check Register Report May 9 - June 19 2018

Vendor Name Amount

Total Crescent Parts and Equipment	23,131.47
Total Cromley, Kurt & Whitney	40.00
Total Curry, Jacqueline L	47.94
Total Curry, Jason G	20.00
Total Curry, Robert J	77.90
Total Curry, Stacy L	238.32
Total Custom Meeting Planners Inc	2,100.00
Total Cutting Edge Plasma Works	325.43
Total Data Recognition Corporation	9,398.65
Total Davis, Robert P	211.38
Total Decker Equipment	369.13
Total Dickman, Keri M	68.69
Total Discount Dance Supply	392.19
Total DISH	94.04
Total Ditzfeld & Weaver Charter Service	11,550.00
Total Ditzfeld Container Service LLC	1,772.44
Total Ditzfeld Transfer Inc	3,643.00
Total Dominos Pizza	99.85
Total Doyle, Joseph G	64.98
Total Drury University and	1,000.00
Total Dugan Glass Inc	5,433.80
Total Dugan Paints Inc	5,680.84
Total E3 Gordon Stowe	720.00
Total Educational Theatre Association	424.45
Total EducationPlus	355.00
Total El Espolon	1,680.00
Total El Tapitio	506.00
Total Elite Dry Cleaners LLC	181.10
Total Elite Linen Service	997.73
Total Ellis, Katie M	40.00
Total Engineering Surveys and Services	200.00
Total Enrietto, Rhonda J	94.00
Total ETA hand2mind	280.38
Total Fastenal Company	490.27
Total First Student Inc	366,561.39
Total Fisher, Wendy S	52.77
Total Flinn Scientific Inc	604.63
Total Focus On Learning Center Inc	3,954.90
Total Fraley, Eric T	117.15
Total Frontline Technologies	8,249.47
Total Future Horizons Inc	405.00
Total Gagnon, Randy & Sarah	125.00
Total Glasgow Schools	75.00
Total Gooch Nicholas A	350.00
Total Gopher Sport	7,902.80
Total Grainger	1,543.50
Total Graves Menu Maker Foods	243.63
Total Great American Opportunities Inc	1,817.20
Total Great Circle	6,561.00
Total GTM Sportswear	2,715.85
Total Guardian Life Insurance Co.	27,987.29
Total Hagedorn, Bradley J	587.93
Total Hargrave, Janice K	169.34
Total Harris, Monica L	52.53
Total Hawkins, Keith D	20.00
Total Hawkins, Michael C	110.00
Total HawkinsHoehne, Heather E	100.00
Total Heartland Vision Consultants Inc	5,000.00
Total Henry Co R1 School District	1,823.60
Total Herrick, Timothy C	20.00
Total Herrman Lumber	627.74
Total Hiatt, Kathryn E	58.22
Total Hieronymus, Brett R	20.00
Total Hiland Dairy Foods	48,191.59
Total Hillyard Columbia	17,337.82

BOE AP Check Register Report May 9 - June 19 2018

Vendor Name Amount

Total Hockaday Marion David	100.00
Total Holbert Kevin G	150.00
Total Holiday Inn at the Plaza	772.28
Total Holiday Inn Express & Suites	1,342.66
Total Home Heating and Air Co Inc	65,000.00
Total Houghton Mifflin Harcourt	89,127.41
Total Howieson, Carrie L	23.00
Total Huether Keith A	130.00
Total Husong, Marcinda M	24.60
Total Hyatt Place Hotel	1,504.95
Total IBT Inc BIN 150031	13,036.92
Total Insurance and Benefits Group	626.00
Total Internal Revenue Service	292,256.54
Total Interstate Studio & Publishing Co	172.50
Total Isayko, Marina V	29.52
Total Jackson Stephanie E	20.00
Total Jaco, Kyla M	885.60
Total JAM Marketing Enterprises Inc	3,000.00
Total John Deere Financial	21.98
Total Jostens Inc	2,069.59
Total JTM Provisions Co Inc	2,003.10
Total Kagan Publishing Inc	15,705.00
Total Kansas City Marriott Downtown	1,725.40
Total KCP&L	63,422.47
Total Kendrick, Grace A	20.00
Total Kenneth Norton	60.00
Total Kuhlman, Tisha L	158.59
Total Landmann Title Co	450,000.00
Total Lane, Steven D	20.00
Total Lightspeed Systems Sales Inc	2,000.00
Total Little Big Horn	500.00
Total Little Caesars Pizza	518.35
Total Long, Matthew S	100.00
Total Lowes Companies Inc	5,484.63
Total Luebbert, Anne L	94.00
Total Magana, Melissa P	102.13
Total Main Street Inc	144.00
Total Maledy, Charles G	45.26
Total Marching Auxiliaries Inc	3,188.00
Total Marcums Landscaping Stones LLC	210.00
Total Marshall Public Schools	4,003.74
Total Martin, Dalton M	40.30
Total MartinezFlores Maria G	8.16
Total Mathieu, Gerard J	20.00
Total MCDA	150.00
Total MDHE Collections Custodial Account	126.78
Total MEI Total Elevator Solutions	1,407.52
Total Menard Inc	442.22
Total Meyer Laboratory Inc	211.50
Total MFA Agri Ser-Sedalia	16.00
Total Mid Atlantic Trust Company	32,888.32
Total Midland Printing Co Inc	998.62
Total Midwest CompuTech	80,736.65
Total Miller, Jacqueline M	28.29
Total Missouri Cotton Exchange	1,569.75
Total Missouri Department of Revenue	48,132.00
Total Missouri HOSA	925.00
Total Missouri NEA	866.12
Total Missouri State Fair	2,107.89
Total Missouri State University and	1,000.00
Total MO Family Support Payment Center	3,008.50
Total MO FCCLA	1,215.00
Total Mo Rural Services WC Ins Trust	4,404.00
Total MOAQUA Ltd	1,405.00
Total Moellman, Michael D	90.24

BOE AP Check Register Report May 9 - June 19 2018

Vendor Name Amount

Total Moon, Cindy G	2.79
Total Moore Jr, Jimmy Dee	300.00
Total Moores Flower Shop & Greenhouse	1,230.00
Total Morgan Mark A	100.00
Total Morrison, Jim & Kirsten	40.00
Total Morrison, Katherine E	2.46
Total MOSPRA	25.00
Total MSBA	8,566.07
Total MSHSAA	4,567.41
Total MSTA	170.91
Total Mulgrew, Jad B	90.20
Total Music Theatre International	20.00
Total Myers, Linda S	48.30
Total NAPA Auto Parts	14.18
Total NCS Pearson Inc	162,786.50
Total Newton, Cheridan R	9.23
Total Nickell, Rowena J	156.67
Total Nightwatch Security & Telephone	3,489.56
Total Noe, Katherine G	3.77
Total Northwestern College and	1,000.00
Total Norton, Patrick W	263.22
Total Oelrichs, Ryan F	49.20
Total OReilly Auto Parts	92.60
Total Oriental Trading Co Inc	457.58
Total Ozark Fire Sprinkler Co Inc	1,250.00
Total Palen Music Center	485.00
Total Panera LLC	674.17
Total Pannier, Sara J	1,128.32
Total Papa Jakes Donut Shop	49.55
Total Pearson Education	1,002.86
Total Perma Bound	2,322.75
Total Pettis County Circuit Clerk	452.67
Total Pettis County Sheriffs Office	4,010.15
Total Philips and Company-Sedalia	15,923.66
Total Phillips Media Group LLC	439.50
Total Phonak LLC	270.00
Total Pierce, Joni R	1.56
Total Pitney Bowes	739.50
Total Platte County R3 High School	175.00
Total Pleasant Hill R III	800.00
Total Pleasant Hope RVI School District	2,448.64
Total Polk, Jordan K	20.00
Total Pollitt Bradley R	300.00
Total Porter Berendzen & Associates, P.C.	64,719.20
Total Positive Promotions	334.95
Total Praxair Distribution Inc	154.35
Total Precision Concrete Cutting Midwest	4,373.00
Total Premier Paper and Packaging Inc	61,854.40
Total PrintLynx	223.49
Total Project Lead The Way Inc	25,189.00
Total Pummill, Penny L	158.13
Total Pummills Sporting Goods	651.00
Total Purchase Power	3,317.99
Total Pyle, Christopher L	170.00
Total Region 12 FCCLA	60.00
Total Rehmer Malinda K	142.02
Total Ricoh USA Inc	46,399.44
Total RoomTagz	309.48
Total Roto Rooter of Sedalia LLC	14,421.00
Total Rowe Tolbert L	100.00
Total Royal Papers	22,288.93
Total S & D Septic Tank Service	500.00
Total Samco Business Products	16,120.44
Total Satnan, Robert H	183.48
Total Savannah College of Art & Design	1,000.00

BOE AP Check Register Report May 9 - June 19 2018

Vendor Name Amount

Total Schlup Jr, Kenneth F	20.00
Total School Lunch Solutions	1,612.82
Total School Specialty Inc	903.50
Total Scott, Nancy L	220.02
Total Scott, Tara D	8.90
Total Sedalia Chamber of Commerce	319.00
Total Sedalia Rental and Supply	2,640.81
Total Sedalia School Dist 200 FS	5,376.28
Total Sedalia School District 200	10.00
Total Sedalia School District 200	210.00
Total Sedalia School District 200	3,862.64
Total Sedalia School District 200	630.00
Total Sedalia School District 200	590.83
Total Sedalia Water Department	11,313.56
Total Shaw, Kelvin L	60.00
Total Sherwin Williams	59.39
Total Simoncic, Amy L	75.25
Total Simons Jr, Richard D	20.00
Total SMCAA	535.00
Total Smith Paper and Janitor Supply	12,776.27
Total Smith-Cotton Soccer Booster Club	550.00
Total Smoot, Jamie M	40.30
Total Socket Telecom LLC	4,959.83
Total SonEquity Pest Management	297.00
Total Southard, Dustin R	100.00
Total Specialty Sportswear	2,493.25
Total Springfield Grocer Company Inc	147,190.40
Total Springfield Paper Company	1,226.78
Total Springfield Public Schools	4,000.00
Total SSI Furnishings	6,547.20
Total STAM	130.00
Total Staples Business Advantage	58.65
Total State Fair Community College and	3,000.00
Total State Fair Quick Lube	43.24
Total Stone Laser Imaging	1,398.00
Total Subway	535.40
Total Superior Lawns	3,691.66
Total Sutherland Lumber Company	142.23
Total Synchrony Bank/Amazon	1,474.17
Total T Mobile	868.37
Total Tallman Company	1,248.43
Total Tan Tar A Resort	1,681.67
Total Tankersley, Jerry D	64.66
Total Tankersley, Renee M	25.59
Total Taylor Andre	75.00
Total Tech Electronics Inc	42,220.16
Total The Scarlett Lens	495.00
Total Thomeczek & Brink LLC	720.00
Total Thorni Ridge Exotics LLC	250.00
Total Tietz, Haley J	517.01
Total Timpo	1,435.00
Total Tinoco, Julio	144.00
Total Touchtone Communications Inc	5.97
Total Trans Central Suppliers Inc	12.00
Total Triplett, Linda M	2.38
Total Triplett, Steven G	170.00
Total Tueth Keeney Cooper Mohan &	2,090.00
Total Tyler Technologies Inc	2,833.63
Total UMB Bank NA	1,908.00
Total UMB Healthcare Services	17,590.55
Total United Rentals Inc	767.05
Total United Way	1,220.88
Total Universal Cheerleaders Assoc	10,474.00
Total University of Central Missouri and	1,000.00
Total University of MO	16,160.00

BOE AP Check Register Report May 9 - June 19 2018

Vendor Name	Amount
Total University of MO-Columbia and	1,000.00
Total UPS Store	66.91
Total US Postal Service Sedalia	225.00
Total Varsity Image	1,550.82
Total Verizon Wireless	457.80
Total Vogt Richard	142.00
Total Volk, Lisa L	20.00
Total W & M Welding Inc	135.58
Total W Schiller and Company Inc	10,251.92
Total WageWorks	3,722.41
Total Walmart Community/RFCSLLC	8,878.33
Total Walters, Rush E	169.08
Total Warehouse Tire and Muffler	428.60
Total Warrensburg High School	80.00
Total Warrensburg RVI School Dist	2,931.36
Total Watkins Roofing Inc	925.00
Total Wells Kimberly C	214.84
Total WestCoast Products & Design LLC	727.66
Total Westlake Hardware	762.62
Total WEX BANK	31,509.28
Total Wheeler, Carla J	150.00
Total Whites Dry Cleaners	155.40
Total William Whealen, Jr	228.67
Total Winnetonka High School	250.00
Total Withers/KC Sanitary Supply	18,430.00
Total Wolfe, Harriet A	65.60
Total Woods Super Markets Inc	596.96
Total Woolery, Denise R	42.23
Total Worlds Finest Chocolate	3,545.00
Total Worthington Direct Holdings LLC	2,810.80
Total Wyatt, Robin C	182.36
Grand Total	3,561,550.74

Memorandum

To: Director – Board of Education

CC: Bradley Pollitt/Nancy Scott/Steve Triplett

From: Harriet Wolfe

Date: June 25, 2018

Re: Payment of Bills with P-Card

**Attached are the payment of bills using the P-Card from May 9 – June 19, 2018.
Total Amount of \$21,577.34**

BOE AP P-Card Report May 9 - June 19 2018

Selection Criteria : Check Date Range From 06/04/2018 To 06/04/2018 | Invoice Number = Card |

Vendor Name	Amount
Total AutoZone	106.63
Total Avant Assessment LLC	122.50
Total Bandanas Bar-B-Q	116.16
Total Best Donuts	139.80
Total Best Western	79.78
Total Big Lots Store	61.99
Total Bridal Cave/Thunder	568.00
Total BSN Sports	754.35
Total County of Pettis	34.00
Total CVS Pharmacy	6.99
Total Dairy Queen	235.00
Total Decker Equipment	151.00
Total Dollar Tree	38.00
Total El Tapitio	98.11
Total Enterprise Rent A Car	772.76
Total E-Z Rent A Car	266.28
Total Follett School Solutions Inc	460.51
Total Force Automotive	4,417.00
Total Golden Corral Family Restaurant	90.31
Total Hobby Lobby Stores Inc	25.85
Total HON Company LLC	214.80
Total Instrumental Influence Inc	911.99
Total KOHLs	97.99
Total Little Big Horn	120.55
Total Little Caesars Pizza	225.56
Total Lowes Companies Inc	162.80
Total MAESP	448.00
Total Mazzios Corporation	100.00
Total Menard Inc	99.41
Total Midland Printing Co Inc	198.00
Total Moores Flower Shop & Greenhouse	200.00
Total Mystery Science	499.00
Total NCS Pearson Inc	275.00
Total Olathe Public School	675.00
Total Parents as Teachers Natl Center Inc	40.00
Total Payless Shoes	31.98
Total Pizza Hut	62.12
Total Quality Inn & Suites Springfield	84.54
Total Salvation Army	176.00
Total Staples Business Advantage	119.99
Total Stone Laser Imaging	245.00
Total Subway	1,537.80
Total Sutherland Lumber Company	128.75
Total T Mobile	549.99
Total TJ MAXX	154.98
Total UPS Store	311.32
Total US Postal Service Sedalia	50.00
Total Walgreen Drug Stores	20.70
Total Walmart Community/RFCSLLC	3,124.70
Total Westlake Hardware	28.40
Total Woods Super Markets Inc	153.45
Total Worlds of Fun	1,984.50
Grand Total	21,577.34



PETTIS COUNTY EARLY CHILDHOOD COOPERATIVE

2255 S. Ingram, Sedalia, Missouri 65301 Phone: 660-827-8955 Fax: 660-827-8957

GRACE KENDRICK
Principal

MEMO

MEMBER DISTRICTS

Pettis Co. R-V
Hughesville, MO

LaMonte R-IV
LaMonte, MO

Smithton R-VI
Smithton, MO

Green Ridge R-VIII
Green Ridge, MO

Pettis Co. R-XII
(Dresden)
Sedalia, MO

Sedalia #200
Sedalia, MO

TO: Brad Pollitt
FROM: Grace Kendrick
DATE: June 25, 2018
RE: Memorandum of Understanding

Attached for Board approval are the Memorandum of Understandings between the Sedalia School District and each member district of the Pettis County Early Childhood Cooperative (Pettis County R-V, La Monte R-IV, Smithton R-VI, Green Ridge, R-VIII, and Pettis County R-XII). These memorandums address early childhood services and responsibilities including transportation.

Please contact me if you have any questions.

Thank you.

PROVIDING
SERVICES FOR

Early Childhood
Special Education
Title One Preschool

and

Parents As Teachers

Proud to be a Tiger!

An Equal Opportunity Affirmative Action Employer
Sedalia School District #200 Central Office
2806 Matthew Drive
Sedalia, MO 65301

**MEMORANDUM OF UNDERSTANDING
REGARDING EARLY CHILDHOOD SPECIAL EDUCATION**

This Memorandum of Understanding is between **Pettis County R-V** (Member District) and **Sedalia District #200**. It is intended to address the respective duties and obligations of the school districts that are Members of the Pettis County Early Childhood Cooperative (“Cooperative”) with respect to the provision of special education and related services, as those terms are used in the Individuals with Disabilities Education Act (“IDEA”) and Missouri statutes and regulations implementing the IDEA, to children with disabilities ages 3 to 5PK. In addition to programs under the IDEA the Cooperative also provides certain services to children who are not disabled, but who otherwise qualify for programming available through the Cooperative such as peer models and students in the Title One program.

FISCAL AGENT

Sedalia District #200 will serve as the fiscal agent for the Cooperative.

SPECIAL EDUCATION AND RELATED SERVICES

Sedalia District #200 will provide or otherwise make available the special education and related services to each child with a disability, aged 3 to 5PK, who resides within the boundaries of Member District as called for in that child’s IEP; provided however, transportation shall be treated separate and apart from the other related services.

TRANSPORTATION

Sedalia District #200 will develop a transportation routing plan intended to transport children in a safe, efficient, and cost effective manner to and from the Cooperative.

In developing the transportation routing plan, Sedalia District #200 may avail itself to transportation services of Member District, as well as transportation of other member districts.

Member District agrees to provide transportation for children participating in programming available through the Cooperative, including, if necessary, children from other member districts, to and from the Cooperative if required under the transportation routing plan.

Member District understands and agrees that there may be circumstances whereby the transportation routing plan may call for children who are residents of Member District to be transported by Sedalia District #200 or another member district. Each district providing transportation services under the transportation routing plan or whose resident students are transported under the transportation routing plan shall be subject to the terms and conditions set forth in this Memorandum of Understanding.

Member District and Sedalia District #200 agree that transportation services that each provides for children under transportation routing plan, including children from other member districts, shall be in compliance with Missouri statutes and regulations, including specifically Title 5, Division 30, Chapter 261 of the Code of State Regulations pertaining to School Transportation.

Member District shall assure that the liability insurance required by 5 CSR 30-261.010(1)(C) and/or 5 CSR 30-261-.045 (2)(G) extends to children transported pursuant to the transportation routing plan, including children from other member districts.

Member District agrees that drivers and employees of Member District providing transportation or transportation related services, e.g., a bus aide, to children with disabilities under the transportation routing plan shall undergo a background check in conformance with § 168.133, RSMo. Similarly, Sedalia District #200 agrees that drivers and employees of Sedalia District #200 providing transportation or transportation related services, e.g., a bus aide, to children with disabilities under the transportation routing plan shall undergo a background check in conformance with § 168.133, RSMo.

Sedalia District #200 or Member District shall notify the respective parents of children who attend the Cooperative and who will be transported to and from the Cooperative under the terms of the transportation routing plan of the transportation arrangements for their child.

The district providing the transportation to a child with a disability or enrolled as a peer model will submit the transportation costs to the Missouri Department of Elementary and Secondary Education on the Early Childhood Special Education Expenditure Report to be reimbursed for such services. Transportation costs for Title students will be submitted to Sedalia District #200 for reimbursement.

STATE REPORTING

Sedalia District #200 will submit to the State all reports required by the State Board of Education and the Missouri Department of Secondary Education pertaining to Early Childhood Special Education, except transportation reports. Included among the required reports are the Expenditure Report, Core Data, as well as other required documents and surveys on behalf of the Member District.

EDUCATIONAL RECORDS

Sedalia District #200 will maintain the education records of each child while that child is enrolled in the Cooperative. When a child to whom the Cooperative has provided services is no longer enrolled in the Cooperative, whether because of entry into kindergarten or relocation to a school district out of the Cooperative, the Cooperative will forward the educational records to the Member District.

TERM

This Memorandum of Understanding shall be in effect from July 1, 2018 through June 30, 2019.

MEMORANDUM OF UNDERSTANDING REGARDING EARLY CHILDHOOD SPECIAL EDUCATION

This Memorandum of Understanding is between **La Monte R-IV** (Member District) and **Sedalia District #200**. It is intended to address the respective duties and obligations of the school districts that are Members of the Pettis County Early Childhood Cooperative (“Cooperative”) with respect to the provision of special education and related services, as those terms are used in the Individuals with Disabilities Education Act (“IDEA”) and Missouri statutes and regulations implementing the IDEA, to children with disabilities ages 3 to 5PK. In addition to programs under the IDEA the Cooperative also provides certain services to children who are not disabled, but who otherwise qualify for programming available through the Cooperative such as peer models and students in the Title One program.

FISCAL AGENT

Sedalia District #200 will serve as the fiscal agent for the Cooperative.

SPECIAL EDUCATION AND RELATED SERVICES

Sedalia District #200 will provide or otherwise make available the special education and related services to each child with a disability, aged 3 to 5PK, who resides within the boundaries of Member District as called for in that child’s IEP; provided however, transportation shall be treated separate and apart from the other related services.

TRANSPORTATION

Sedalia District #200 will develop a transportation routing plan intended to transport children in a safe, efficient, and cost effective manner to and from the Cooperative.

In developing the transportation routing plan, Sedalia District #200 may avail itself to transportation services of Member District, as well as transportation of other member districts.

Member District agrees to provide transportation for children participating in programming available through the Cooperative, including, if necessary, children from other member districts, to and from the Cooperative if required under the transportation routing plan.

Member District understands and agrees that there may be circumstances whereby the transportation routing plan may call for children who are residents of Member District to be transported by Sedalia District #200 or another member district. Each district providing transportation services under the transportation routing plan or whose resident students are transported under the transportation routing plan shall be subject to the terms and conditions set forth in this Memorandum of Understanding.

Member District and Sedalia District #200 agree that transportation services that each provides for children under transportation routing plan, including children from other member districts, shall be in compliance with Missouri statutes and regulations, including specifically Title 5, Division 30, Chapter 261 of the Code of State Regulations pertaining to School Transportation.

Member District shall assure that the liability insurance required by 5 CSR 30-261.010(1)(C) and/or 5 CSR 30-261-.045 (2)(G) extends to children transported pursuant to the transportation routing plan, including children from other member districts.

Member District agrees that drivers and employees of Member District providing transportation or transportation related services, e.g., a bus aide, to children with disabilities under the transportation routing plan shall undergo a background check in conformance with § 168.133, RSMo. Similarly, Sedalia District #200 agrees that drivers and employees of Sedalia District #200 providing transportation or transportation related services, e.g., a bus aide, to children with disabilities under the transportation routing plan shall undergo a background check in conformance with § 168.133, RSMo.

Sedalia District #200 or Member District shall notify the respective parents of children who attend the Cooperative and who will be transported to and from the Cooperative under the terms of the transportation routing plan of the transportation arrangements for their child.

The district providing the transportation to a child with a disability or enrolled as a peer model will submit the transportation costs to the Missouri Department of Elementary and Secondary Education on the Early Childhood Special Education Expenditure Report to be reimbursed for such services. Transportation costs for Title students will be submitted to Sedalia District #200 for reimbursement.

STATE REPORTING

Sedalia District #200 will submit to the State all reports required by the State Board of Education and the Missouri Department of Secondary Education pertaining to Early Childhood Special Education, except transportation reports. Included among the required reports are the Expenditure Report, Core Data, as well as other required documents and surveys on behalf of the Member District.

EDUCATIONAL RECORDS

Sedalia District #200 will maintain the education records of each child while that child is enrolled in the Cooperative. When a child to whom the Cooperative has provided services is no longer enrolled in the Cooperative, whether because of entry into kindergarten or relocation to a school district out of the Cooperative, the Cooperative will forward the educational records to the Member District.

TERM

This Memorandum of Understanding shall be in effect from July 1, 2018 through June 30, 2019.

**MEMORANDUM OF UNDERSTANDING
REGARDING EARLY CHILDHOOD SPECIAL EDUCATION**

This Memorandum of Understanding is between **Smithton R-VI**(Member District) and **Sedalia District #200**. It is intended to address the respective duties and obligations of the school districts that are Members of the Pettis County Early Childhood Cooperative (“Cooperative”) with respect to the provision of special education and related services, as those terms are used in the Individuals with Disabilities Education Act (“IDEA”) and Missouri statutes and regulations implementing the IDEA, to children with disabilities ages 3 to 5PK. In addition to programs under the IDEA the Cooperative also provides certain services to children who are not disabled, but who otherwise qualify for programming available through the Cooperative such as peer models and students in the Title One program.

FISCAL AGENT

Sedalia District #200 will serve as the fiscal agent for the Cooperative.

SPECIAL EDUCATION AND RELATED SERVICES

Sedalia District #200 will provide or otherwise make available the special education and related services to each child with a disability, aged 3 to 5PK, who resides within the boundaries of Member District as called for in that child’s IEP; provided however, transportation shall be treated separate and apart from the other related services.

TRANSPORTATION

Sedalia District #200 will develop a transportation routing plan intended to transport children in a safe, efficient, and cost effective manner to and from the Cooperative.

In developing the transportation routing plan, Sedalia District #200 may avail itself to transportation services of Member District, as well as transportation of other member districts.

Member District agrees to provide transportation for children participating in programming available through the Cooperative, including, if necessary, children from other member districts, to and from the Cooperative if required under the transportation routing plan.

Member District understands and agrees that there may be circumstances whereby the transportation routing plan may call for children who are residents of Member District to be transported by Sedalia District #200 or another member district. Each district providing transportation services under the transportation routing plan or whose resident students are transported under the transportation routing plan shall be subject to the terms and conditions set forth in this Memorandum of Understanding.

Member District and Sedalia District #200 agree that transportation services that each provides for children under transportation routing plan, including children from other member districts, shall be in compliance with Missouri statutes and regulations, including specifically Title 5, Division 30, Chapter 261 of the Code of State Regulations pertaining to School Transportation.

Member District shall assure that the liability insurance required by 5 CSR 30-261.010(1)(C) and/or 5 CSR 30-261-.045 (2)(G) extends to children transported pursuant to the transportation routing plan, including children from other member districts.

Member District agrees that drivers and employees of Member District providing transportation or transportation related services, e.g., a bus aide, to children with disabilities under the transportation routing plan shall undergo a background check in conformance with § 168.133, RSMo. Similarly, Sedalia District #200 agrees that drivers and employees of Sedalia District #200 providing transportation or transportation related services, e.g., a bus aide, to children with disabilities under the transportation routing plan shall undergo a background check in conformance with § 168.133, RSMo.

Sedalia District #200 or Member District shall notify the respective parents of children who attend the Cooperative and who will be transported to and from the Cooperative under the terms of the transportation routing plan of the transportation arrangements for their child.

The district providing the transportation to a child with a disability or enrolled as a peer model will submit the transportation costs to the Missouri Department of Elementary and Secondary Education on the Early Childhood Special Education Expenditure Report to be reimbursed for such services. Transportation costs for Title students will be submitted to Sedalia District #200 for reimbursement.

STATE REPORTING

Sedalia District #200 will submit to the State all reports required by the State Board of Education and the Missouri Department of Secondary Education pertaining to Early Childhood Special Education, except transportation reports. Included among the required reports are the Expenditure Report, Core Data, as well as other required documents and surveys on behalf of the Member District.

EDUCATIONAL RECORDS

Sedalia District #200 will maintain the education records of each child while that child is enrolled in the Cooperative. When a child to whom the Cooperative has provided services is no longer enrolled in the Cooperative, whether because of entry into kindergarten or relocation to a school district out of the Cooperative, the Cooperative will forward the educational records to the Member District.

TERM

This Memorandum of Understanding shall be in effect from July 1, 2018 through June 30, 2019.

MEMORANDUM OF UNDERSTANDING REGARDING EARLY CHILDHOOD SPECIAL EDUCATION

This Memorandum of Understanding is between **Green Ridge R-VII** (Member District) and **Sedalia District #200**. It is intended to address the respective duties and obligations of the school districts that are Members of the Pettis County Early Childhood Cooperative (“Cooperative”) with respect to the provision of special education and related services, as those terms are used in the Individuals with Disabilities Education Act (“IDEA”) and Missouri statutes and regulations implementing the IDEA, to children with disabilities ages 3 to 5PK. In addition to programs under the IDEA the Cooperative also provides certain services to children who are not disabled, but who otherwise qualify for programming available through the Cooperative such as peer models and students in the Title One program.

FISCAL AGENT

Sedalia District #200 will serve as the fiscal agent for the Cooperative.

SPECIAL EDUCATION AND RELATED SERVICES

Sedalia District #200 will provide or otherwise make available the special education and related services to each child with a disability, aged 3 to 5PK, who resides within the boundaries of Member District as called for in that child’s IEP; provided however, transportation shall be treated separate and apart from the other related services.

TRANSPORTATION

Sedalia District #200 will develop a transportation routing plan intended to transport children in a safe, efficient, and cost effective manner to and from the Cooperative.

In developing the transportation routing plan, Sedalia District #200 may avail itself to transportation services of Member District, as well as transportation of other member districts.

Member District agrees to provide transportation for children participating in programming available through the Cooperative, including, if necessary, children from other member districts, to and from the Cooperative if required under the transportation routing plan.

Member District understands and agrees that there may be circumstances whereby the transportation routing plan may call for children who are residents of Member District to be transported by Sedalia District #200 or another member district. Each district providing transportation services under the transportation routing plan or whose resident students are transported under the transportation routing plan shall be subject to the terms and conditions set forth in this Memorandum of Understanding.

Member District and Sedalia District #200 agree that transportation services that each provides for children under transportation routing plan, including children from other member districts, shall be in compliance with Missouri statutes and regulations, including specifically Title 5, Division 30, Chapter 261 of the Code of State Regulations pertaining to School Transportation.

Member District shall assure that the liability insurance required by 5 CSR 30-261.010(1)(C) and/or 5 CSR 30-261-.045 (2)(G) extends to children transported pursuant to the transportation routing plan, including children from other member districts.

Member District agrees that drivers and employees of Member District providing transportation or transportation related services, e.g., a bus aide, to children with disabilities under the transportation routing plan shall undergo a background check in conformance with § 168.133, RSMo. Similarly, Sedalia District #200 agrees that drivers and employees of Sedalia District #200 providing transportation or transportation related services, e.g., a bus aide, to children with disabilities under the transportation routing plan shall undergo a background check in conformance with § 168.133, RSMo.

Sedalia District #200 or Member District shall notify the respective parents of children who attend the Cooperative and who will be transported to and from the Cooperative under the terms of the transportation routing plan of the transportation arrangements for their child.

The district providing the transportation to a child with a disability or enrolled as a peer model will submit the transportation costs to the Missouri Department of Elementary and Secondary Education on the Early Childhood Special Education Expenditure Report to be reimbursed for such services. Transportation costs for Title students will be submitted to Sedalia District #200 for reimbursement.

STATE REPORTING

Sedalia District #200 will submit to the State all reports required by the State Board of Education and the Missouri Department of Secondary Education pertaining to Early Childhood Special Education, except transportation reports. Included among the required reports are the Expenditure Report, Core Data, as well as other required documents and surveys on behalf of the Member District.

EDUCATIONAL RECORDS

Sedalia District #200 will maintain the education records of each child while that child is enrolled in the Cooperative. When a child to whom the Cooperative has provided services is no longer enrolled in the Cooperative, whether because of entry into kindergarten or relocation to a school district out of the Cooperative, the Cooperative will forward the educational records to the Member District.

TERM

This Memorandum of Understanding shall be in effect from July 1, 2018 through June 30, 2019.

**MEMORANDUM OF UNDERSTANDING
REGARDING EARLY CHILDHOOD SPECIAL EDUCATION**

This Memorandum of Understanding is between **Pettis County R-XII**(Member District) and **Sedalia District #200**. It is intended to address the respective duties and obligations of the school districts that are Members of the Pettis County Early Childhood Cooperative (“Cooperative”) with respect to the provision of special education and related services, as those terms are used in the Individuals with Disabilities Education Act (“IDEA”) and Missouri statutes and regulations implementing the IDEA, to children with disabilities ages 3 to 5PK. In addition to programs under the IDEA the Cooperative also provides certain services to children who are not disabled, but who otherwise qualify for programming available through the Cooperative such as peer models and students in the Title One program.

FISCAL AGENT

Sedalia District #200 will serve as the fiscal agent for the Cooperative.

SPECIAL EDUCATION AND RELATED SERVICES

Sedalia District #200 will provide or otherwise make available the special education and related services to each child with a disability, aged 3 to 5PK, who resides within the boundaries of Member District as called for in that child’s IEP; provided however, transportation shall be treated separate and apart from the other related services.

TRANSPORTATION

Sedalia District #200 will develop a transportation routing plan intended to transport children in a safe, efficient, and cost effective manner to and from the Cooperative.

In developing the transportation routing plan, Sedalia District #200 may avail itself to transportation services of Member District, as well as transportation of other member districts.

Member District agrees to provide transportation for children participating in programming available through the Cooperative, including, if necessary, children from other member districts, to and from the Cooperative if required under the transportation routing plan.

Member District understands and agrees that there may be circumstances whereby the transportation routing plan may call for children who are residents of Member District to be transported by Sedalia District #200 or another member district. Each district providing transportation services under the transportation routing plan or whose resident students are transported under the transportation routing plan shall be subject to the terms and conditions set forth in this Memorandum of Understanding.

Member District and Sedalia District #200 agree that transportation services that each provides for children under transportation routing plan, including children from other member districts, shall be in compliance with Missouri statutes and regulations, including specifically Title 5, Division 30, Chapter 261 of the Code of State Regulations pertaining to School Transportation.

Member District shall assure that the liability insurance required by 5 CSR 30-261.010(1)(C) and/or 5 CSR 30-261-.045 (2)(G) extends to children transported pursuant to the transportation routing plan, including children from other member districts.

Member District agrees that drivers and employees of Member District providing transportation or transportation related services, e.g., a bus aide, to children with disabilities under the transportation routing plan shall undergo a background check in conformance with § 168.133, RSMo. Similarly, Sedalia District #200 agrees that drivers and employees of Sedalia District #200 providing transportation or transportation related services, e.g., a bus aide, to children with disabilities under the transportation routing plan shall undergo a background check in conformance with § 168.133, RSMo.

Sedalia District #200 or Member District shall notify the respective parents of children who attend the Cooperative and who will be transported to and from the Cooperative under the terms of the transportation routing plan of the transportation arrangements for their child.

The district providing the transportation to a child with a disability or enrolled as a peer model will submit the transportation costs to the Missouri Department of Elementary and Secondary Education on the Early Childhood Special Education Expenditure Report to be reimbursed for such services. Transportation costs for Title students will be submitted to Sedalia District #200 for reimbursement.

STATE REPORTING

Sedalia District #200 will submit to the State all reports required by the State Board of Education and the Missouri Department of Secondary Education pertaining to Early Childhood Special Education, except transportation reports. Included among the required reports are the Expenditure Report, Core Data, as well as other required documents and surveys on behalf of the Member District.

EDUCATIONAL RECORDS

Sedalia District #200 will maintain the education records of each child while that child is enrolled in the Cooperative. When a child to whom the Cooperative has provided services is no longer enrolled in the Cooperative, whether because of entry into kindergarten or relocation to a school district out of the Cooperative, the Cooperative will forward the educational records to the Member District.

TERM

This Memorandum of Understanding shall be in effect from July 1, 2018 through June 30, 2019.



PETTIS COUNTY EARLY CHILDHOOD COOPERATIVE

2255 S. Ingram, Sedalia, Missouri 65301 Phone: 660-827-8955 Fax: 660-827-8957

GRACE KENDRICK
Principal

MEMO

MEMBER DISTRICTS

Pettis Co. R-V
Hughesville, MO

LaMonte R-IV
LaMonte, MO

Smithton R-VI
Smithton, MO

Green Ridge R-VIII
Green Ridge, MO

Pettis Co. R-XII
(Dresden)
Sedalia, MO

Sedalia #200
Sedalia, MO

TO: Brad Pollitt
FROM: Grace Kendrick
DATE: June 25, 2018
RE: P.A.T. Contracts

Attached are the agreements between Sedalia School District #200 and the County Schools that are members of the Pettis County Early Childhood Cooperative. These agreements specify that the Sedalia School District will continue to serve as the administrative fiscal agent and will provide Parents As Teachers services in accordance with the Early Childhood Development Act (SB658).

Please contact me if you have any questions.

Thank you.

PROVIDING
SERVICES FOR

Early Childhood
Special Education
Title One Preschool

and

Parents As Teachers



PETTIS COUNTY EARLY CHILDHOOD COOPERATIVE

2255 S. Ingram Sedalia, MO. 65301 Phone: 660-827-8955 Fax: 660-827-8957

GRACE KENDRICK
Principal

MEMBER DISTRICTS

Pettis Co. R-V
Hughesville, MO

LaMonte R-IV
LaMonte, MO

Smithton R-VI
Smithton, MO

Green Ridge R-VIII
Green Ridge, MO

Pettis Co. R-XII
(Dresden)
Sedalia, MO

Sedalia #200
Sedalia, MO

PROVIDING
SERVICES FOR

Early Childhood
Special Education
Title One Preschool

and

Parents As Teachers

Contract For Parents As Teachers Services

This agreement is made between the La Monte R-IV School District and the Sedalia School District #200. The Sedalia School District will serve as the administrative fiscal agent and will provide Parents as Teachers Services in accordance with the Early Childhood Development Act (SB 658). Sedalia School District #200 will submit all appropriate applications, compliance plan, final expenditure report, and any other required documents and surveys on behalf of the contracting district. For such services, the School District will submit, upon receipt from D.E.S.E, the revenue received from D.E.S.E., for the P.A.T. services. In addition, the La Monte R-IV School District, upon prior approval, agrees to reimburse Sedalia #200 for any excess cost if deemed necessary.

Sedalia #200 will provide La Monte R-IV School District with Core Data information and will retain the required PAT documents. The Sedalia #200 will forward student records to La Monte R-IV School upon student entry into kindergarten.

This contract will be effective from July 1, 2018 to June 30, 2019.

School District

Date:

Sedalia School District #200

Date:

Proud to be a Tiger!

An Equal Opportunity Affirmative Action Employer

Sedalia School District #200 Central Office

2806 Matthew Drive

Sedalia, MO 65301



PETTIS COUNTY EARLY CHILDHOOD COOPERATIVE

2255 S. Ingram Sedalia, MO. 65301 Phone: 660-827-8955 Fax: 660-827-8957

GRACE KENDRICK
Principal

MEMBER DISTRICTS

Pettis Co. R-V
Hughesville, MO

LaMonte R-IV
LaMonte, MO

Smithton R-VI
Smithton, MO

Green Ridge R-VIII
Green Ridge, MO

Pettis Co. R-XII
(Dresden)
Sedalia, MO

Sedalia #200
Sedalia, MO

PROVIDING
SERVICES FOR

Early Childhood
Special Education
Title One Preschool

and

Parents As Teachers

Contract For Parents As Teachers Services

This agreement is made between the Green Ridge R-VIII School District and the Sedalia School District #200. The Sedalia School District will serve as the administrative fiscal agent and will provide Parents as Teachers Services in accordance with the Early Childhood Development Act (SB 658). Sedalia School District #200 will submit all appropriate applications, compliance plan, final expenditure report, and any other required documents and surveys on behalf of the contracting district. For such services, the School District will submit, upon receipt from D.E.S.E, the revenue received from D.E.S.E., for the P.A.T. services. In addition, the Green Ridge R-VIII School District, upon prior approval, agrees to reimburse Sedalia #200 for any excess cost if deemed necessary.

Sedalia #200 will provide Green Ridge R-VIII School District with Core Data information and will retain the required PAT documents. The Sedalia #200 will forward student records to Green Ridge R-VIII School upon student entry into kindergarten.

This contract will be effective from July 1, 2018 to June 30, 2019.

School District

Date:

Sedalia School District #200

Date:

Proud to be a Tiger!

An Equal Opportunity Affirmative Action Employer
Sedalia School District #200 Central Office
2806 Matthew Drive
Sedalia, MO 65301



PETTIS COUNTY EARLY CHILDHOOD COOPERATIVE

2255 S. Ingram Sedalia, MO. 65301 Phone: 660-827-8955 Fax: 660-827-8957

GRACE KENDRICK
Principal

MEMBER DISTRICTS

Pettis Co. R-V
Hughesville, MO

LaMonte R-IV
LaMonte, MO

Smithton R-VI
Smithton, MO

Green Ridge R-VIII
Green Ridge, MO

Pettis Co. R-XII
(Dresden)
Sedalia, MO

Sedalia #200
Sedalia, MO

PROVIDING
SERVICES FOR

Early Childhood
Special Education
Title One Preschool

and

Parents As Teachers

Contract For Parents As Teachers Services

This agreement is made between the Pettis County R-V School District and the Sedalia School District #200. The Sedalia School District will serve as the administrative fiscal agent and will provide Parents as Teachers Services in accordance with the Early Childhood Development Act (SB 658). Sedalia School District #200 will submit all appropriate applications, compliance plan, final expenditure report, and any other required documents and surveys on behalf of the contracting district. For such services, the School District will submit, upon receipt from D.E.S.E, the revenue received from D.E.S.E., for the P.A.T. services. In addition, the Pettis County R-V School District, upon prior approval, agrees to reimburse Sedalia #200 for any excess cost if deemed necessary.

Sedalia #200 will provide Pettis County R-V School District with Core Data information and will retain the required PAT documents. The Sedalia #200 will forward student records to the Pettis County R-V School upon student entry into kindergarten.

This contract will be effective from July 1, 2018 to June 30, 2019.

School District

Date:

Sedalia School District #200

Date:

Proud to be a Tiger!

An Equal Opportunity Affirmative Action Employer

Sedalia School District #200 Central Office

2806 Matthew Drive

Sedalia, MO 65301



PETTIS COUNTY EARLY CHILDHOOD COOPERATIVE

2255 S. Ingram Sedalia, MO. 65301 Phone: 660-827-8955 Fax: 660-827-8957

GRACE KENDRICK
Principal

MEMBER DISTRICTS

Pettis Co. R-V
Hughesville, MO

LaMonte R-IV
LaMonte, MO

Smithton R-VI
Smithton, MO

Green Ridge R-VIII
Green Ridge, MO

Pettis Co. R-XII
(Dresden)
Sedalia, MO

Sedalia #200
Sedalia, MO

PROVIDING
SERVICES FOR

Early Childhood
Special Education
Title One Preschool

and

Parents As Teachers

Contract For Parents As Teachers Services

This agreement is made between the Smithton R-VI School District and the Sedalia School District #200. The Sedalia School District will serve as the administrative fiscal agent and will provide Parents as Teachers Services in accordance with the Early Childhood Development Act (SB 658). Sedalia School District #200 will submit all appropriate applications, compliance plan, final expenditure report, and any other required documents and surveys on behalf of the contracting district. For such services, the School District will submit, upon receipt from D.E.S.E, the revenue received from D.E.S.E., for the P.A.T. services. In addition, the Smithton R-VI School District, upon prior approval, agrees to reimburse Sedalia #200 for any excess cost if deemed necessary.

Sedalia #200 will provide Smithton R-VI School District with Core Data information and will retain the required PAT documents. The Sedalia #200 will forward student records to Smithton R-VI School upon student entry into kindergarten.

This contract will be effective from July 1, 2018 to June 30, 2019.

School District

Date:

Sedalia School District #200

Date:

Proud to be a Tiger!

An Equal Opportunity Affirmative Action Employer

Sedalia School District #200 Central Office

2806 Matthew Drive

Sedalia, MO 65301



PETTIS COUNTY EARLY CHILDHOOD COOPERATIVE

2255 S. Ingram Sedalia, MO. 65301 Phone: 660-827-8955 Fax: 660-827-8957

GRACE KENDRICK
Principal

MEMBER DISTRICTS

Pettis Co. R-V
Hughesville, MO

LaMonte R-IV
LaMonte, MO

Smithton R-VI
Smithton, MO

Green Ridge R-VIII
Green Ridge, MO

Pettis Co. R-XII
(Dresden)
Sedalia, MO

Sedalia #200
Sedalia, MO

PROVIDING
SERVICES FOR

Early Childhood
Special Education
Title One Preschool

and

Parents As Teachers

Contract For Parents As Teachers Services

This agreement is made between the Pettis County R-XII School District and the Sedalia School District #200. The Sedalia School District will serve as the administrative fiscal agent and will provide Parents as Teachers Services in accordance with the Early Childhood Development Act (SB 658). Sedalia School District #200 will submit all appropriate applications, compliance plan, final expenditure report, and any other required documents and surveys on behalf of the contracting district. For such services, the School District will submit, upon receipt from D.E.S.E, the revenue received from D.E.S.E., for the P.A.T. services. In addition, the Pettis County R-XII School District, upon prior approval, agrees to reimburse Sedalia #200 for any excess cost if deemed necessary.

Sedalia #200 will provide Pettis County R-XII School District with Core Data information and will retain the required PAT documents. The Sedalia #200 will forward student records to Pettis County R-XII School upon student entry into kindergarten.

This contract will be effective from July 1, 2018 to June 30, 2019.

School District

Date:

Sedalia School District #200

Date:

Proud to be a Tiger!

An Equal Opportunity Affirmative Action Employer

Sedalia School District #200 Central Office

2806 Matthew Drive

Sedalia, MO 65301



PETTIS COUNTY EARLY CHILDHOOD COOPERATIVE

2255 S. Ingram, Sedalia, Missouri 65301 Phone: 660-827-8955 Fax: 660-827-8957

GRACE KENDRICK
Principal

MEMO

MEMBER DISTRICTS

Pettis Co. R-V
Hughesville, MO

LaMonte R-IV
LaMonte, MO

Smithton R-VI
Smithton, MO

Green Ridge R-VIII
Green Ridge, MO

Pettis Co. R-XII
(Dresden)
Sedalia, MO

Sedalia #200
Sedalia, MO

TO: Brad Pollitt
FROM: Grace Kendrick
DATE: June 25, 2018
RE: P.A.T. Agreement

Attached is the annual agreement between Sedalia School District #200 and the Center for Human Services for Parents As Teachers services.

Please contact me if you have any questions.

Thank you.

PROVIDING SERVICES FOR

Early Childhood
Special Education
Title One Preschool

and

Parents As Teachers

**Agreement between
Pettis County Early Childhood Cooperative
Parents as Teachers (PAT)
And
Children's Therapy Center, Early Head Start – Federal (EHS Fed.)**

In recognition of the commitment to serve low-income children ages birth to three years, pregnant women, and their families held by the Children's Therapy Center Early Head Start (Federal) program and the Pettis County Early Childhood Cooperative Parents as Teachers program, a letter of agreement is instituted from July 1, 2018 to June 30, 2019.

Parents as Teachers Program:

1. will retain certification records of all parent educators and submit required documentation to Department of Elementary and Secondary Education (DESE) and Parents as Teachers (PAT) National Center
2. will provide training for required record keeping and curriculum overview/organizational techniques for PAT
3. will determine once all reimbursement is received from DESE, the number of visits that EHS (Fed.) will be reimbursed (the reimbursement will be at the rate of 50% of State reimbursement)
4. will recommend Early Head Start (Fed.) as an option to eligible families in need of quality infant and toddler care and provide flyers to assist in recruitment
5. will obtain a Release of Information from families and submit the release when referring a family to Early Head Start (Fed.)
6. will maintain required confidentiality with families and program staff
7. will enroll EHS families in PAT once EHS has completed the enrollment process
8. will maintain required confidentiality with families and program staff
9. will comply with data security, HIPPA, and FERPA regulations
10. will submit required documents regarding families to PAT National Center and DESE
11. will include required PAT and EHS documents in the child's school records

Early Head Start (Federal):

1. will provide parent education services in accordance with MO guidelines for PAT as a part of the EHS (Fed.) home visiting program including, personal visits, group connections, screenings, and referral to community resources
2. will complete dual enrollment in PAT and EHS (Fed.) for all families enrolled in EHS (Fed.) program as home visiting begins
3. will obtain from families and submit the Release of Information when enrolling a family in PAT. EHS will explain to families that PAT documents will become a part of the child's school record
4. will complete all electronic documentation as required for services associated with PAT including but not limited to home visits, screenings, goal setting, etc..
5. will maintain legible and accurate records written in English in accordance to DESE/PAT regulations
6. will document monthly meetings between coordinator and home visitor
7. will submit the required documentation to the PAT administrative assistant
8. will attend required initial and renewal in-services/training and complete certification on-line for parent educators.

Early Head Start (Federal):

9. will submit proof of PAT certification to the PAT administrative assistant
10. will maintain required confidentiality with families and program staff and comply with data security, HIPPA, and FERPA regulations
11. will submit all PAT required records to the PAT secretary once a child exits the EHS (Fed.) program
12. will invite parent educators to EHS (Fed.) training
13. will share information on community based services and programs
14. will inform the Co-op's Principal of any changes in EHS (Fed.) affecting PAT services or participation.

Funding for this contract depends on payment from DESE and can be terminated at any time without prior notice.

Pettis County Early Childhood, Parents as Teachers

Date

Children's Therapy Center, Early Head Start Federal

Date



SSD

Sedalia School District #200

*District Office
2806 Matthew Drive
Sedalia, Missouri
65301-7981
(660) 829-6450
Fax (660) 827-8938
www.sedalia200.org*

Bradley R. Pollitt, Ed.S.
Superintendent

Nancy L. Scott, Ed.D.
Assistant Superintendent
Human Resources
Federal Programs

Steven G. Triplett, Ed.S.
Assistant Superintendent
Buildings & Grounds
Support Services

Chris Pyle, Ed.S.
Director of
K-12 Special Education

Carla Wheeler, M.E.D.
Director of Curriculum
Instruction & Assessment

Bob Satnan, B.A.
Communications Director

MEMO

TO: Board of Education and Mr. Pollitt

FROM: Chris Pyle

DATE: June 25, 2018

SUBJECT: Training Agreement, Great Circle

Attached please find the Training Agreement for Great Circle. Great Circle provided four (4) hour professional development sessions this past school year to select staff members at no cost. The information provided was very important and influenced our staff for the positive.

I would like for Great Circle to provide a portion of this training to our paraprofessionals at our upcoming summer conference. This training for the paraprofessionals will be extremely beneficial in working with our students.

The agreement outlines the cost for Great Circle to send trainers to us for our conference.

If you have any questions, please contact me at 660-829-6457. Thank You.

**Accredited with
"Distinction in
Performance
2011-2012
2012-2013"**

Sedalia #200 is an equal
opportunity and affirmative
action employer

Building Trauma Informed Schools

Training Agreement



This AGREEMENT is made on February 20, 2017

BETWEEN

*Great Circle and
Sedalia School District ("School")*

I. Key Terms

1.1 Services

Great Circle, Department of Trauma Informed Services shall provide the following services (the "Services") for School.

*Building Trauma Informed Schools Para Training: **Shifting the Lens... "What is Wrong?" to "What has Happened?"***

- *August 1, 2018; three training sessions (8:30-10:15, 10:30-12:15, 1:30-3:15)*

1.2 Delivery of Services; Term

- a) Start Date: Great Circle shall commence services on August 1, 2018
- b) Completion Date: Subject to Section 2.6 and assuming the cooperation of School in accordance with Section 1.3, all Services will be completed no later than August 1, 2018. This agreement will terminate upon completion of the Services and payment in full therefor by School in accordance with Section 1.5. The rights and obligations of the parties set forth in this Section 2.1, and any right or obligation of the parties in this Agreement which, by its nature, should survive termination or expiration of this Agreement, will survive any such termination or expiration of this Agreement.

1.3 Site

School will host all training and consultation sessions and be responsible for all communications, scheduling and arrangements for the venue and/or participants. School will cooperate with Great Circle in its performance of the Services and provide access to School's premises, employees and equipment as required to enable Great Circle to provide the Services

1.4 Price

The price for the provision of Services described in 1.1 is \$1000.00. This includes all travel expenses for Great Circle trainer(s) and materials needed. Handouts will be provided electronically. School shall be responsible for all sales, use and excise taxes, and any other similar taxes, duties and charges of any kind imposed by any federal, state or local governmental entity on any amounts payable by School hereunder; provided, that, in no event shall School pay or be responsible for any taxes imposed on, or with respect to, Great Circle's income, revenues, gross receipts, personnel or real or personal property or other assets.

1.5 Payment

- a) School agrees to pay the Price to Great Circle no later than July 20, 2018.
- b) Great Circle shall invoice School for the services provided
- c) Payments can be made by:
 - I. Check, mailed to 330 N Gore, St. Louis MO 63119, Attn: Finance

- d) Credit card via the Great Circle website – www.greatcircle.org – or by calling 314-968-2060
- e) Except for invoiced payments that School has successfully disputed, all late payments shall bear interest at the lesser of the rate of [PERCENTAGE]% per month or the highest rate permissible under applicable law, calculated daily and compounded monthly. School shall also reimburse Great Circle for all reasonable costs incurred in collecting any late payments, including, without limitation, attorneys' fees.

II. General Terms

2.1 Intellectual Property Rights

All intellectual property rights, including copyrights, patents, patent disclosures and inventions (whether patentable or not), trademarks service marks, trade secrets, know-how and other confidential information, trade dress, trade names, logos, corporate names and domain names, together with all of the goodwill associated therewith, derivative works and all other rights (collectively, "Intellectual Property Rights") in and to all documents, work product and other materials that are delivered to School under this Agreement or prepared by or on behalf of Great Circle in the course of performing the Services (collectively, the "Deliverables") shall be owned by Great Circle. Great Circle hereby grants School a license to use all Intellectual Property Rights in the Deliverables free of additional charge and on a non-exclusive, worldwide, non-transferable, non-sublicenseable, fully paid-up, royalty-free and perpetual basis to the extent necessary to enable School to make reasonable use of the Deliverables and the Services. School agrees not to reproduce, copy or redistribute any Deliverables without permission of Great Circle's Director of Trauma Informed Services.

2.2 Limited Warranty

Great Circle warrants that it shall perform the Services: (a) In accordance with the terms and subject to the conditions set out in this Agreement; (b) using personnel of commercially reasonable skill, experience and qualifications; and (c) in a timely, workmanlike and professional manner in accordance with generally recognized industry standards for similar services. GREAT CIRCLE MAKES NO WARRANTY AS TO RESULTS TO BE ATTAINED AS A RESULT OF THE SERVICES. GREAT CIRCLE MAKES NO OTHER WARRANTIES EXCEPT AS PROVIDED HEREIN. ALL OTHER WARRANTIES, EXPRESS AND IMPLIED, ARE EXPRESSLY DISCLAIMED.

2.3 Indemnification

School shall indemnify, hold harmless, and defend Great Circle and its officers, directors, employees, agents, affiliates, successors and permitted assigns (collectively, "Indemnified Party") against any and all losses, damages, liabilities, deficiencies, claims, actions, judgments, settlements, interest, awards, penalties, fines, costs, or expenses of whatever kind, including reasonable attorneys' fees, that are incurred by an Indemnified Party (collectively, "Losses"), arising out of any third-party claim related to Services performed in accordance with the terms and conditions of this Agreement, other than Losses arising out of an Indemnified Party's negligence or willful misconduct or failure to comply with its obligations set forth in this Agreement.

2.4 Limitation of Liability

IN NO EVENT SHALL GREAT CIRCLE BE LIABLE TO SCHOOL OR TO ANY THIRD PARTY FOR ANY LOSS OF USE, REVENUE OR PROFIT, OR FOR ANY CONSEQUENTIAL, INCIDENTAL, INDIRECT, EXEMPLARY, SPECIAL OR PUNITIVE DAMAGES WHETHER ARISING OUT OF BREACH OF CONTRACT, TORT (INCLUDING NEGLIGENCE) OR OTHERWISE, REGARDLESS OF WHETHER SUCH DAMAGE WAS FORESEEABLE AND WHETHER OR GREAT CIRCLE HAS BEEN ADVISED OF THE POSSIBILITY OF SUCH DAMAGES, AND NOTWITHSTANDING THE FAILURE OF ANY AGREED OR OTHER REMEDY OF ITS ESSENTIAL PURPOSE.

IN NO EVENT SHALL GREAT CIRCLE'S AGGREGATE LIABILITY ARISING OUT OF OR RELATED TO THIS AGREEMENT, WHETHER ARISING OUT OF OR RELATED TO BREACH OF CONTRACT, TORT (INCLUDING NEGLIGENCE) OR OTHERWISE, EXCEED THE AGGREGATE AMOUNTS PAID OR PAYABLE TO GREAT CIRCLE PURSUANT TO THIS AGREEMENT.

2.5 Insurance

During the term of this Agreement, School shall, at its own expense, maintain and carry insurance with financially sound and reputable insurers, in full force and effect that includes, but is not limited to, commercial general liability in a sum no less than \$1,000,000 per occurrence, \$3,000,000 annual with financially sound and reputable insurers. Upon Great Circle's request, School shall provide Great Circle with a certificate of insurance from School's insurer evidencing the insurance coverage specified in this Agreement, and shall name Great Circle as an additional insured.

2.6 Force Majeure

Great Circle shall not be liable or responsible to School, nor be deemed to have defaulted or breached this Agreement, for any failure or delay in fulfilling or performing any term of this Agreement when and to the extent such failure or delay is caused by or results from acts or circumstances beyond the reasonable control of Great Circle including, without limitation, acts of God, flood, fire, earthquake, explosion, governmental actions, war, invasion or hostilities (whether war is declared or not), terrorist threats or acts, riot, or other civil unrest, national emergency, revolution, insurrection, epidemic, lock-outs, strikes or other labor disputes (whether or not relating to either party's workforce), provided that, if the event in question continues for a continuous period in excess of sixty (60) days, School shall be entitled to give notice in writing to Great Circle to terminate this Agreement.

2.7 Miscellaneous

- a) This Agreement, including and together with any exhibits, schedules, attachments and appendices, constitutes the sole and entire agreement of the Parties with respect to the subject matter contained herein, and supersedes all prior and contemporaneous understandings, agreements, representations and warranties, both written and oral, regarding such subject matter. No amendment to or modification of this Agreement is effective unless it is in writing and signed by an authorized representative of each party.
- b) If any term or provision of this Agreement is found by a court of competent jurisdiction to be invalid, illegal or unenforceable in any jurisdiction, such invalidity, illegality or unenforceability shall not affect any other term or provision of this Agreement or invalidate or render unenforceable such term or provision in any other jurisdiction.
- c) No waiver by any party of any of the provisions of this Agreement shall be effective unless explicitly set forth in writing and signed by the party so waiving. Except as otherwise set forth in this Agreement, no failure to exercise, or delay in exercising, any right, remedy, power or privilege arising from this Agreement shall operate or be construed as a waiver thereof, nor shall any single or partial exercise of any right, remedy, power or privilege hereunder preclude any other or further exercise thereof or the exercise of any other right, remedy, power or privilege.
- d) School shall not assign, transfer, delegate or subcontract any of its rights or delegate any of its obligations under this Agreement without the prior written consent of Great Circle. Any purported assignment or delegation in violation of this Section shall be null and void. No assignment or delegation shall relieve School of any of its obligations under this Agreement. This Agreement is binding on and inures to the benefit of the Parties to this Agreement and their respective permitted successors and permitted assigns.

- e) This Agreement benefits solely the parties to this Agreement and their respective permitted successors and assigns and nothing in this Agreement, express or implied, confers on any other person any legal or equitable right, benefit or remedy of any nature whatsoever under or by reason of this Agreement.
- f) This Agreement is governed by, and is to be construed in accordance with, the internal laws of the State of Missouri, and the exclusive forum for any dispute arising out of this Agreement shall be in the state courts of St. Louis County, Missouri, or if jurisdiction is proper, in the United States District Court for the Eastern District of Missouri.
- g) This Agreement may be executed in counterparts, each of which is deemed an original, but all of which together are deemed to be one and the same agreement. A signed copy of this Agreement delivered by facsimile, email or other means of electronic transmission is deemed to have the same legal effect as delivery of an original signed copy of this Agreement.

By signing this document, I agree to comply with the terms outlined above.

SCHOOL:

Alton School District Representative Date
Printed Name: _____
Title: _____

GREAT CIRCLE:

Great Circle, Director of Trauma Informed Services Date
Printed Name: _____

BILL NO. 2018-54ORDINANCE NO. 10739

AN ORDINANCE APPROVING AND ACCEPTING AN AGREEMENT BY AND BETWEEN THE CITY OF SEDALIA, MISSOURI AND SEDALIA SCHOOL DISTRICT #200 FOR THE PLACEMENT OF PUBLIC SAFETY RECEIVERS ON SCHOOL DISTRICT PROPERTY.

WHEREAS, the City of Sedalia, Missouri and the Sedalia School District #200 have reached an accord to allow the placement of two City public safety receivers on the School's towers located at Parkview and Skyline Elementary Schools as specified in the proposed agreement attached hereto as Exhibit A and incorporated by reference as though the proposed agreement were set forth herein.

NOW THEREFORE, BE IT ORDAINED BY THE COUNCIL OF THE CITY OF SEDALIA, MISSOURI, as follows:


Section 1. The Council of the City of Sedalia, Missouri, hereby approves and accepts the agreement by and between the City of Sedalia, Missouri, and Sedalia School District #200 as attached hereto as Exhibit A and incorporated by reference as though the proposed agreement were set forth herein in substantially the same form and content as proposed.

Section 2. The Mayor is authorized and directed to execute and the City Clerk is hereby authorized and directed to attest and fix the seal of the City of Sedalia, Missouri, on the documents as they have been proposed.

Section 3. The City Clerk is hereby directed to file in her office a duplicate or copy of the documents after they have been executed by the parties or their duly authorized representatives.


Section 4. This ordinance shall take effect and be in full force and effect from and after its passage and approval.

Read two times by title, copies of the proposed ordinance having been made available for public inspection prior the time the bill is under consideration by the Council and passed by the Council of the City of Sedalia, Missouri this 4th day of June, 2018.



Presiding Officer of the Council

Approved by the Mayor of said City, this 4th day of June, 2018.



John Kende, Mayor

ATTEST:



Arlene Silvey, MPCC
City Clerk

INTERGOVERNMENTAL AGREEMENT

THIS AGREEMENT, made and entered into this 4th day of June, 2018 by and between the Sedalia School District #200, hereinafter called the "School", and the City of Sedalia, hereinafter called the "City".

WHEREAS, both parties have reached an accord to allow the placement of two public safety receivers on the School's towers located at Parkview and Skyline Elementary Schools.


NOW THEREFORE, the parties hereto agree as follows:

1. The City, through its Police Department, will pay for the receivers and will also pay all of the installation and maintenance costs to attach said receivers to the School's towers at Parkview and Skyline Elementary Schools.


2. The School will provide and pay for the electricity necessary to operate said receivers and in return, the City will waive the School's costs to the City associated with false alarms.

IN WITNESS WHEREOF, the parties have executed this Agreement as of the day and year indicated above in duplicate.

City of Sedalia, Missouri

By:  _____
John Kehoe, Mayor

ATTEST:

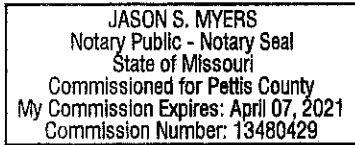

Arlene Silvey, MPCC
City Clerk

(SEAL)

STATE OF MISSOURI)
) ss.
COUNTY OF PETTIS)

On this 4th day of June, 2018, before me appeared John Kehde, to me personally known, who being by me duly sworn, did say that he is Mayor of the City of Sedalia, a Missouri municipal corporation, and that the seal affixed to the foregoing instrument is the seal of said City and that said instrument was signed and sealed in behalf of said municipal corporation by the authority of the City Council of the City of Sedalia, and said John Kehde acknowledged said instrument to be the free act and deed of said City.

IN WITNESS WHEREOF, I have hereunto set my hand and affixed my notarial seal at my office in Sedalia, Missouri, the day and year last above written.



Jason S. Myers
Notary Public within and for
said County and State.

My Commission Expires:

April 7, 2021

(SEAL)

Sedalia School District #200

By Dr. Jeffrey Sharp, President of the Board

ATTEST:

R. Scott Gardner, Secretary of the Board

STATE OF MISSOURI)
) ss.
COUNTY OF PETTIS)

On this _____ day of _____, 2018, before me appeared Dr. Jeffrey Sharp, to me personally known, who being by me duly sworn, did say that he is President of the Sedalia School District #200 Board of Directors, and that the seal affixed to the foregoing

instrument is the seal of said board and that said instrument was signed and sealed in behalf of said board by the authority of the Sedalia School District #200 Board of Directors, and said Dr. Jeffrey Sharp acknowledged said instrument to be the free act and deed of said board.

IN WITNESS WHEREOF, I have hereunto set my hand and affixed my notarial seal at my office in Sedalia, Missouri, the day and year last above written.

Notary Public

My commission expires: _____
(SEAL)

SEDALIA SCHOOL DISTRICT #200
SURPLUS ITEMS
June 25, 2018

<u>Location</u>	<u>Item</u>	<u>Quantity</u>
Heber Hunt	Laptop (Dell)	42
Heber Hunt	Computer tower	3
Heber Hunt	Computer monitor	3
Heber Hunt	Printers	1
Heber Hunt	Sony DVD player	1
Heber Hunt	Carts	4
Heber Hunt	Book shelves	6
Horace Mann	Carts	4
Horace Mann	File cabinet	5
Parkview	Scanners	3
Parkview	Monitors	3
Parkview	Keyboards	3
Parkview	HP printer	1
Parkview	Epson projector	1
Parkview	Smartboards	5
Parkview	Whiteboards	4
Parkview	Small tables	2
Parkview	Rolling book cart	1
Parkview	Stationary easel	1
Parkview	Small folding computer table	1
Parkview	File cabinets	1
Parkview	Teacher desk	1
Parkview	Textbooks	89
Skyline	Shelves	1
Skyline	4-Drawer file cabinet	1
Skyline	Desks	2
Skyline	Whiteboard easel	1
Skyline	Double sided easel	1
Skyline	Student writing center	1
Skyline	Metal utility cart	1
Skyline	Elmo LCD projector	1
Skyline	Ricoh multi-function printer	1
Skyline	HP scanner	1
Skyline	Textbooks (boxes)	5
Skyline	Smartboard	1
Skyline	Whiteboard easel	1
Skyline	Tables	2
Skyline	Schillers projector with mount	1
Skyline	Computer monitor w/keyboard & mouse	1
Washington	Video: Time, Money & Measurement	1
Washington	Video: There Goes a Firetruck	1
Washington	Video: Equal Rights for All	1

Washington	Video: Making Money	1
Washington	Video: Magic School Bus Getting Energized	1
Washington	Video: Fire Safety	1
Washington	Video: All About the Water Cycle	1
Washington	Video: 'Twas the Night Before Christmas	1
Washington	Video: Goldilocks	1
Washington	Video: The Frog Prince	1
Washington	Video: The Mayflower Voyagers	1
Washington	Video: Just About Good Manners	1
Washington	Video: The Twelve Days of Christmas Sing-a-long songs	1
Washington	Video: James Marshall's Favorite Fairy Tales	1
Washington	Video: The Golden Goose	1
Washington	Video: Mother Goose	1
Washington	Video: The Pied Piper	1
Washington	Video: Puss 'N Boots	1
Washington	Video: Magic School Bus Gets Planted	1
Washington	Video: Magic School Bus Butterflies	1
Washington	Video: Magic School Bus in a Beehive	1
Washington	Video: Magic School Bus Goes to Seed	1
Washington	Video: Mgaic School Bus Gets Ants in its Pants	1
Washington	Video: Magic School Bus Spins a Web	1
Washington	Video: Tundra	1
Washington	Video: Deciduous Forests	1
Washington	Video: Deserts	1
Washington	Video: Grasslands	1
Washington	Video: Rainforest Biomes	1
Washington	Video: Margaret Mahy Video Library	1
Washington	Video: William Steig Video Library	1
Washington	Video: Why Mosquitoes Buzz in People's Ears	1
Washington	Video: The Amazing Bone	1
Washington	Video: Magic School Bus Hops Home	2
Washington	Video: Magic School Bus Gets Eaten	1
Washington	Video: Magic School Bus in the Rainforest	1
Washington	Video: Maurice Sendak Video Library	1
Washington	Video: Tomie dePaola Video Library	1
Washington	Video: Owl Moon	1
Washington	Video: Rosemary Wells Video Library	1
Washington	Video: Magic School Bus Under Construction	1
Washington	Video: Robert McCloskey Video Library	1
Washington	Video: Magic School Bus Taking Flight	1
Washington	Video: Magic School Bus Inside Ralphie	1
Washington	Video: Magic School Bus Flexes its Muscles	1
Washington	Video: Magic School Bus the Busasaurus	1
Washington	Video: Magic School Bus Makes a Rainbow	1
Washington	Video: Magic School Bus Kicks Up a Storm	1
Washington	Video: Coniferous Forests	1
Washington	Video: Marine Ecosystems	1

Washington	Video: All About Food Chains	1
Washington	Video: All About the Earth	1
Washington	Video: All About Volcanoes	1
Washington	Video: All About Earthquakes	1
Washington	Video: Magic School Bus Blows its Top	1
Washington	Video: All About Rain, Snow, Sleet & Hail	1
Washington	Video: All About Electricity	1
Washington	Video: All About the Uses of Energy	1
Washington	Video: All About Magnets	1
Washington	Video: Magic School Bus Ready Set Dough	1
Washington	Video: Magic School Bus Inside the Haunted House	1
Washington	Video: All About Forces & Gravity	1
Washington	Video: Magic School Bus for Lunch	1
Washington	Video: All About Motion & Balance	1
Washington	Video: All About Solids, Liquids & Gases	1
Washington	Video: All About Simple Machines	1
Washington	Video: What is Energy?	1
Washington	Video: Magic School Bus Going Batty	1
Washington	Video: All About the Planets	1
Washington	Video: Magic School Bus Gets Lost in Space	1
Washington	Video: Magic School Bus Plays Ball	1
Washington	Video: All About Sound	1
Washington	Video: All About Stars	1
Washington	Video: All About Climate & Seasons	1
Washington	Video: The Twelve Dancing Princesses	1
Washington	Video: Thumbelina	1
Washington	Video: Grammar Rock	1
Washington	Video: Nouns	1
Washington	Video: Sentences	1
Washington	Video: Descriptive Words & Phrases	1
Washington	Video: Verbs	1
Washington	Video: Punctuation	1
Washington	Video: Magic School Bus Out of this World	1
Washington	Puppet Stage	1
washington	Flannel board	1
Washington	Overhead coin set	1
Washington	Overhead pouches	1
Washington	Storyboard, felt w/pockets	2
Washington	Large rolling cart w/doors & storage (door is broken)	1
Washington	Reading Logs Picnic Theme	3
Washington	Red cardboard 3-tier book display	2
Washington	Black stacking trays	4
Washington	Wooden printer stand - light tan	1
Washington	Mini green chalkboards (8 large, 2 smaller)	10
Washington	Mini whiteboard	1
Washington	Time flashcards	1
Washington	Various plastic containers (1 lot)	1

Washington	Box of speakers - work but are very quiet (1 lot)	1
Washington	Box of discarded library books	4
Washington	Computer basics DVD set - 6 DVDs	1
Washington	Magnavox TV	1
Washington	DVD recorder	1
Washington	AV cart - tall, black	1
Washington	AV cart - gray	1
Washington	ELMO projector	1
Washington	AV cart - short, gray	1
Washington	Various clip art/bulleting board books/binders	1
Washington	Set of writing/reading teacher manuals	1
Washington	White wooden 3 shelf box	1
Washington	Green testing corral	1
Washington	Various library supplies	1
Washington	Cassette recorder/players	3
Washington	Panorama of the Old Testament	1
Washington	The Civil War Wall Chart	1
Washington	Ballparks Panoramic History	1
Washington	Dry erase easel	1
Washington	Epson printer	1
Washington	Learning money resource kits	2
Washington	DVD/VHS player	2
Washington	Arianna's Nutrition Expedition 2 DVDs	1
Washington	Your health TE	1
Washington	Project screen	1
Washington	Explore activity videos 2 set/VHS	1
Washington	Mind jogger 7 set VHS	1
Washington	Pulse 360 clickers	1
Washington	5th Grade music textbooks	31
Washington	5th Grade TE	1
Washington	Lummi sticks	130
Washington	Boxes of K-4 books	2
Washington	Volleyball poles	2
Washington	Computer monitor	1
Washington	Handheld walkie talkie	9
Washington	Small TV	1
Washington	Large chairs	4
Washington	Medium chairs	2
Washington	Boxes of math manipulatives	4
Washington	Hairdresser chair (cutting hair)	1
Washington	Hairdresser chair (washing hair)	1
Washington	Tan rolling cart	1
Washington	Social Studies Textbooks Grade 3 & program	26
Washington	Social Studies Textbooks Grade 2 & program	17
Washington	Social Studies Textbooks Grade 1 TE	2
Washington	Social Studies Textbooks Grade 1 Vol 1-6	2
Washington	Social Studiees Textbooks K Big book flipchart	1

Washington	Science Textbooks Grade 4	18
Washington	Science words to know science cards	2
Washington	Science quick study book	1
Washington	Science workbook TE	1
Washington	Science Grade 3 Teacher resource pack	1
Washington	Science Grade 3 TE for science book	1
Washington	Science Grade 3 Textbooks	13
Washington	Science Grade 2 Textbooks	34
Washington	Science Grade 2 TE Volume 1 and 2	1
Washington	Science Grade 2 Assessment book	2
Washington	Science Grade 1 Science bog book	3
Washington	Science Grade 1 Flip chart	3
Washington	Science Grade 1 TE Volume 1 and 2	3
Washington	Science Grade 1 TE Resource books (includes CDs)	3
Washington	Science K TE	2
Washington	Science K Activity flip chart	1
Washington	Science K Big book flip chart	1
Washington	Science K Big books	7
Washington	Science K Box of teacher resources	1
SMS	2-Drawer file cabinet	1
SMS	Student computer tables	2
SCJH	Teacher desk (metal)	9
SCJH	Teacher desk (wood)	3
SCJH	Triple beam balances	16
SCJH	Computer desk	1
SCJH	TV	1
SCJH	TV cart	1
SCJH	Outdated reference and nonfiction books)bpx)	1
SCJH	Buckle down map prep (box)	7
SCJH	Wooden student chair	19
SCJH	8th grade teacher resources (Brown book) Set	1
SCJH	8th grade teacher editions (Brown book)	2
SCJH	8th grade student editions	5
SCJH	Old SS teacher's manuals & resource workbooks	2
SCJH	Old resource workbooks	9
SCJH	Resource booklets, sets	2
SCJH	Misc ancient civilization books	8
SCJH	6th grade leveled reader sets	3
SCJH	SpEd literature books	10
SCJH	Tall bookshelf (6 shelves)	1
SCJH	Magazine/Book Rack	1
SCJH	Small wooden desk	1
SCJH	File cabinet (4 drawers)	4
SCJH	Orange cabinet	4
SCJH	Desk	3
SCJH	Poster machine	1
SCJH	Journey's Big Books (Tubs)	5

SCJH	Journey's Standing 2 x 3 chart	3
SCJH	Journey's teacher resource books	14
SCJH	Making Meaning Student Resource book (bundles)	5
SCJH	Small personal size whiteboards	3
SCJH	Computer speakers	3
SCJH	Bundles of picture and letter flashcards	5
SCHS	Student chairs, several colors and style	66
SCHS	Student desk, mostly 17 inch	36
SCHS	3 Bulb, T8, 48 inch light fixtures	12
SCHS	36 x 80 wooden doors, no frames	4
SCHS	48 x 60 building windows	3
SCHS	Wooden slide chairs, blue upholstery	55
SCHS	Gated metal arbor	1
SCHS	Inter Tel phones	14
Whittier	Teacher desks	7
Whittier	Adult chairs	11
Whittier	Small file cabinet	1



SSD

Sedalia School District #200

*District Office
2806 Matthew Drive
Sedalia, Missouri
65301-7981
(660) 829-6450
Fax (660) 827-8938
www.sedalia200.org*

Bradley R. Pollitt, Ed.S.
Superintendent

Nancy L. Scott, Ed.D.
Assistant Superintendent
Human Resources
Federal Programs

Steven G. Triplett, Ed.S.
Assistant Superintendent
Buildings & Grounds
Support Services

Chris Pyle, Ed.S.
Director of
K-12 Special Education

Carla Wheeler, M.E.D.
Director of Curriculum
Instruction & Assessment

Bob Satnan, B.A.
Communications Director

DATE: June 18, 2018

TO: Board of Education

FROM: H. Wolfe, C.F.O.

RE: Final Budget Amendments

- Enclosed please find the final Budget Ledger for 2017-18. For the Revenues, please approve the “YTD (Year to Date) Activity” column. For the Expenditures, please approve the “YTD (Year to Date) Activity” column as the proposed final 2017-18 budget, along with a resolution to approve the total ASBR transfers listed on the Treasurer’s Report.
- The final budget includes a total transfer of:

\$2,890,596.53	from Fund (1) to Fund (4) to include:
\$ 41,440.01	Food Service Equipment Match
\$ 193,998.00	Energy Conservation Loan Capital Outlay Transfer
\$ 347,813.52	Performance Contracting Lease Purchase Transfer
\$ 2,307,345.00	7%xSATxWADA Transfer

The 7%xSATxWADA Transfer is being made for completion of 9th Grade Infill classrooms and PLTW labs, parking lot repairs at SMS, SCHS & Central Office, replacing parking lot lights at SCHS, replacing roof systems at HM dome roof & SMS, and equipping Junior High with technology support for PLTW programs, along with rebuilding the Maintenance Shop and completing the purchase of HS Campus property.

**Accredited with
“Distinction in
Performance
2011-2012
2012-2013”**

Sedalia #200 is an equal
opportunity and affirmative
action employer

Actual 2014-15

\$ 348,025,782

\$3.8712 Adj. Levy

	<u>Gen Fund (1)</u>	<u>Special Rev Fund (2)</u>	<u>Cap Proj Fund (4)</u>	<u>Total All Funds</u>
Begin Fund Balance	\$ 21,350,470.64	\$ -	\$ 9,493,336.08	\$ 30,843,806.72
Budgeted Revenues	\$ 20,050,044.23	\$ 25,079,649.38	\$ 3,225,831.27	\$ 48,355,524.88
Estimated Transfers	\$ (3,376,571.57)	\$ 704,758.79	\$ 2,671,812.78	
Budgeted Expenditures	\$ 14,836,619.98	\$ 25,784,408.17	\$ 5,782,351.87	\$ 46,403,380.02
Estimated Balances	\$ 23,187,323.32	\$ (0.00)	\$ 9,608,628.26	\$ 32,795,951.58

Balance: Operating Funds

57.08%

8/4/2015

Actual 2015-16

\$ 341,893,940

\$3.9601 Adj. Levy

	<u>Gen Fund (1)</u>	<u>Special Rev Fund (2)</u>	<u>Cap Proj Fund (4)</u>	<u>Total All Funds</u>
Begin Fund Balance	\$ 23,187,323.32	\$ -	\$ 9,608,628.26	\$ 32,795,951.58
Budgeted Revenues	\$ 20,252,007.95	\$ 25,747,643.36	\$ 3,431,885.41	\$ 49,431,536.72
Estimated Transfers	\$ (3,637,976.08)	\$ 952,200.39	\$ 2,685,775.69	
Budgeted Expenditures	\$ 15,732,722.37	\$ 26,699,843.75	\$ 6,412,013.60	\$ 48,844,579.72
Estimated Balances	\$ 24,068,632.82	\$ -	\$ 9,314,275.76	\$ 33,382,908.58

Balance: Operating Funds

56.72%

8/3/2016

Actual 2016-17

\$ 342,142,932

\$3.9582 Adj. Levy

	<u>Gen Fund (1)</u>	<u>Special Rev Fund (2)</u>	<u>Cap Proj Fund (4)</u>	<u>Total All Funds</u>
Begin Fund Balance	\$ 24,068,632.82		\$ 22,898,717.76	\$ 46,967,350.58
Budgeted Revenues	\$ 20,913,727.03	\$ 28,178,787.73	\$ 3,442,653.80	\$ 52,535,168.56
Estimated Transfers	\$ (2,770,227.44)	\$ -	\$ 2,770,227.44	
Budgeted Expenditures	\$ 15,803,956.59	\$ 28,178,787.73	\$ 20,523,972.82	\$ 64,506,717.14
Estimated Balances	\$ 26,408,175.82	\$ -	\$ 8,587,626.18	\$ 34,995,802.00

Balance: Operating Funds

60.04%

7/31/2017-ASBR

Estimated 2017-18

\$ 339,776,399

\$3.9610 Adj. Levy

	<u>Gen Fund (1)</u>	<u>Special Rev Fund (2)</u>	<u>Cap Proj Fund (4)</u>	<u>Total All Funds</u>
Begin Fund Balance	\$ 26,408,175.82		\$ 8,587,626.18	\$ 34,995,802.00
Budgeted Revenues	\$ 19,291,444.51	\$ 28,809,661.28	\$ 3,268,616.63	\$ 51,369,722.42
Estimated Transfers	\$ (2,890,596.53)	\$ -	\$ 2,890,596.53	
Budgeted Expenditures	\$ 16,647,672.79	\$ 28,809,661.28	\$ 5,328,070.12	\$ 50,785,404.19
Estimated Balances	\$ 26,161,351.01	\$ -	\$ 9,418,769.22	\$ 35,580,120.23

Balance: Operating Funds

57.55%

6/20/2018

ALL REVENUE ACCOUNTS - 2017-2018

Account Code	Account Description	Working Budget	YTD Activity
GRAND TOTAL		52,323,714.68	51,369,722.42
OBJECT 5111 TOTAL	Current Taxes	13,458,543.00	13,584,446.82
OBJECT 5112 TOTAL	Delinquent Taxes	557,608.00	255,131.10
OBJECT 5113 TOTAL	Proposition C (Sales Tax)	5,156,777.00	5,218,914.70
OBJECT 5114 TOTAL	Financial Institution Tax	37,874.00	37,874.14
OBJECT 5115 TOTAL	Surtax M and M	474,841.00	476,267.07
OBJECT 5116 TOTAL	Tax In Lieu of	9,860.00	9,861.30
OBJECT 5121 TOTAL	Non Resident Tuition	2,400.00	4,400.00
OBJECT 5141 TOTAL	Earnings on Investments	94,197.00	326,888.88
OBJECT 5151 TOTAL	Food Services Program Students	161,759.00	276,858.14
OBJECT 5161 TOTAL	Food Services Program Adult	10,000.00	36,315.61
OBJECT 5165 TOTAL	Food Services Non Program	93,273.66	42,022.08
OBJECT 5171 TOTAL	Athletic Program	107,823.00	157,586.04
OBJECT 5179 TOTAL	Athletic Activities	391,959.00	359,349.29
OBJECT 5191 TOTAL	Rentals	1,000.00	1,585.00
OBJECT 5192 TOTAL	Gifts	21,490.96	21,490.96
OBJECT 5195 TOTAL	Prior Period Adjustment	147,384.00	147,384.35
OBJECT 5196 TOTAL	Activities Complex	126,815.00	129,953.64
OBJECT 5198 TOTAL	Miscellaneous Other Local	38,358.27	32,074.42
OBJECT 5211 TOTAL	Fines and Forfeitures	119,417.09	119,417.09
OBJECT 5221 TOTAL	State Assessed RR Utility Taxes	1,045,079.00	1,052,829.36
OBJECT 5311 TOTAL	Basic Formula State Monies	19,936,638.67	19,972,261.54
OBJECT 5312 TOTAL	Transportation	282,913.00	282,913.00
OBJECT 5314 TOTAL	Early Childhood Special Education	1,358,143.16	1,358,143.16
OBJECT 5319 TOTAL	Basic Formula Classroom Trust Fund	2,065,713.00	1,926,011.05
OBJECT 5324 TOTAL	ECSE Screening Pat Program	78,000.00	81,274.49
OBJECT 5332 TOTAL	50/50 Equipment Career Ed Grant	22,165.15	22,165.15
OBJECT 5333 TOTAL	Food Service	20,000.00	22,846.10
OBJECT 5359 TOTAL	Vocational Enhancement Gt	90,580.21	90,580.21
OBJECT 5369 TOTAL	Public Placement	23,040.36	23,040.36
OBJECT 5381 TOTAL	High Need Fund Sp Ed	323,119.19	323,119.60
OBJECT 5397 TOTAL	Misc State	260.00	260.00
OBJECT 5412 TOTAL	Medicaid	165,058.00	178,582.28
OBJECT 5418 TOTAL	JROTC	97,800.00	90,343.50
OBJECT 5437 TOTAL	Collaborative Work Grant	106,725.83	106,726.21
OBJECT 5438 TOTAL	Collaborative Work Grant	4,029.14	4,029.14
OBJECT 5441 TOTAL	Individuals w Disabilities Act IDEA	1,006,706.49	763,785.26
OBJECT 5442 TOTAL	ECSE	186,565.00	189,488.00
OBJECT 5445 TOTAL	Food Service Lunch Program	1,468,587.00	1,290,695.05
OBJECT 5446 TOTAL	Food Service Breakfast Program	586,948.00	477,296.54
OBJECT 5451 TOTAL	Title I ESEA	1,379,732.00	988,928.25
OBJECT 5452 TOTAL	Title I Migrant	44,492.00	26,507.49
OBJECT 5461 TOTAL	Title IV A	815.00	815.28
OBJECT 5462 TOTAL	Title III	109,258.28	89,039.45
OBJECT 5463 TOTAL	Homeless Children Youth	84,169.00	67,746.97
OBJECT 5465 TOTAL	Title II Part A ESEA	202,225.22	135,868.08
OBJECT 5472 TOTAL	Child Dev Fund Grant	80,000.00	80,612.51
OBJECT 5492 TOTAL	Title VIB Rural Education	91,055.00	71,430.10
OBJECT 5497 TOTAL	Other Federal Revenue	5,817.00	5,817.41
OBJECT 5651 TOTAL	Property Sales	699.00	2,293.84
OBJECT 5811 TOTAL	Tuition Other Districts	242,067.00	180,471.41
OBJECT 5831 TOTAL	Contr Educ Services	203,934.00	225,981.00

ALL EXPENDITURE ACCOUNTS - 2017-2018

Account Code	Account Description	Working Budget	YTD Activity
GRAND TOTAL		53,461,723.73	50,785,404.19
FUNCTION 1111 TOTAL	Elementary School	7,404,371.34	7,304,098.37
FUNCTION 1131 TOTAL	Middle/Junior High	5,128,631.65	5,085,846.31
FUNCTION 1151 TOTAL	High School	5,217,198.73	5,092,492.04
FUNCTION 1191 TOTAL	Summer School	135,856.94	109,178.03
FUNCTION 1192 TOTAL	Juvenile Program	7,492.44	7,492.44
FUNCTION 1211 TOTAL	Gifted and Talented	78,308.54	76,376.89
FUNCTION 1221 TOTAL	Special Ed Related Services	6,386,789.67	6,137,247.90
FUNCTION 1224 TOTAL	Proportionate Share Services	15,859.89	10,062.72
FUNCTION 1251 TOTAL	Supplemental Instruction	995,532.48	912,264.27
FUNCTION 1252 TOTAL	Migrant	5,580.00	97.46
FUNCTION 1254 TOTAL	Institutions for Neglected Students	20,429.74	14,281.67
FUNCTION 1271 TOTAL	Bilingual	725,261.22	695,504.50
FUNCTION 1281 TOTAL	Early Childhood Sp Education	1,530,623.86	1,473,719.44
FUNCTION 1321 TOTAL	Business Education	316,141.18	314,715.69
FUNCTION 1331 TOTAL	Family and Consumer Sciences Educ	217,112.83	211,497.96
FUNCTION 1351 TOTAL	Marketing and Cooperative Education	90,328.86	87,396.44
FUNCTION 1371 TOTAL	Project Lead The Way	566,484.88	565,288.53
FUNCTION 1411 TOTAL	Student Activities	415,295.00	442,398.42
FUNCTION 1421 TOTAL	School-Sponsored Athletics	191,981.06	294,189.55
FUNCTION 1911 TOTAL	Tuition to Other Districts in State	116,585.36	116,297.90
FUNCTION 1921 TOTAL	Area Career Center Fees	252,053.00	252,053.00
FUNCTION 1933 TOTAL	Tuition Sp Ed Private Agencies	49,722.00	45,025.10
FUNCTION 2112 TOTAL	Attendance Services	164,400.11	158,176.20
FUNCTION 2113 TOTAL	Social Work Services	356,815.48	347,040.29
FUNCTION 2114 TOTAL	Pupil Accounting Services	276,397.14	259,022.13
FUNCTION 2119 TOTAL	Other Attendance and Soc Work Serv	10,155.98	10,154.38
FUNCTION 2121 TOTAL	Guidance System Support	949,378.90	928,606.50
FUNCTION 2123 TOTAL	Appraisal Services	124,925.79	124,925.29
FUNCTION 2131 TOTAL	Health ServiceArea Direction	439,401.04	429,594.19
FUNCTION 2132 TOTAL	Medical Services	2,250.00	2,250.00
FUNCTION 2139 TOTAL	Other Health Services	25,358.10	25,331.03
FUNCTION 2143 TOTAL	Psychological Counseling Services	71,944.00	65,235.66
FUNCTION 2211 TOTAL	Instruction Service Area Direction	327,254.00	312,621.27
FUNCTION 2212 TOTAL	Instruction & Curriculum Dev Serv	3,195.94	1,451.95
FUNCTION 2213 TOTAL	Instructional Staff Training Serv	178,146.47	145,412.18
FUNCTION 2214 TOTAL	Professional Development	213,389.12	174,585.50
FUNCTION 2221 TOTAL	Media Service Area Direction	432,767.06	428,505.31
FUNCTION 2222 TOTAL	School Library Services	55,058.39	50,528.76
FUNCTION 2223 TOTAL	Audiovisual Services	587.24	200.88
FUNCTION 2225 TOTAL	Instruction-Related Technology	344,434.24	266,986.65
FUNCTION 2311 TOTAL	Board of Educ Serv Area Direction	112,200.00	68,760.59
FUNCTION 2321 TOTAL	Office of Superintendent Services	1,374,521.92	1,193,665.18
FUNCTION 2331 TOTAL	Administrative Technology Services	846,531.80	816,577.30
FUNCTION 2411 TOTAL	Office of the Principal Services	1,770,031.93	1,722,020.21
FUNCTION 2521 TOTAL	Fiscal Service Area Direction	223,519.89	210,221.46
FUNCTION 2523 TOTAL	Receiving and Disbursing Funds Serv	4,600.00	612.35
FUNCTION 2525 TOTAL	Financial Accounting Serv	21,855.02	21,855.02
FUNCTION 2529 TOTAL	Other Fiscal Servcies	28,234.92	26,568.01
FUNCTION 2541 TOTAL	Operation & Maint Serv Area Dir	1,974,744.36	1,839,748.01
FUNCTION 2542 TOTAL	Care and Upkeep of Building Serv	3,001,410.88	2,687,644.45
FUNCTION 2543 TOTAL	Care and Upkeep of Grounds Services	205,024.56	145,234.08
FUNCTION 2544 TOTAL	Care and Upkeep of Equipment Serv	35,652.00	32,498.63
FUNCTION 2545 TOTAL	Vehicle Servicing & Maint Services	49,028.28	47,901.01
FUNCTION 2546 TOTAL	Security Services	58,105.00	57,420.36
FUNCTION 2551 TOTAL	Contracted Trans Serv for Students	1,477,948.73	1,383,616.43
FUNCTION 2552 TOTAL	Dist Operated NonDisabled Trans Ser	32,665.35	27,921.59
FUNCTION 2553 TOTAL	Contracted Trans Ser Stud wDisab	248,527.76	248,143.26
FUNCTION 2557 TOTAL	ESEA/IDEA Transportation Cost	300.00	182.66
FUNCTION 2559 TOTAL	Early Child SpEd Transporation Serv	127,002.86	104,976.32
FUNCTION 2561 TOTAL	Food Service Service Area Direction	85,155.93	68,783.15
FUNCTION 2562 TOTAL	Food Preparation & Dispensing Serv	2,517,155.93	2,208,666.71

ALL EXPENDITURE ACCOUNTS - 2017-2018

Account Code	Account Description	Working Budget	YTD Activity
FUNCTION 2563 TOTAL	Food Delivery Services	1,400.00	1,218.46
FUNCTION 2569 TOTAL	Other Food Services	3,394.79	2,456.98
FUNCTION 2572 TOTAL	Purchasing Services	2,780.00	2,780.00
FUNCTION 2573 TOTAL	Warehousing & Distributing Services	71,833.07	-1,185.35
FUNCTION 2574 TOTAL	Printing Publish & Duplicating Ser	367,360.00	327,530.44
FUNCTION 2632 TOTAL	Internal Information Services	6,300.00	3,012.12
FUNCTION 2633 TOTAL	Public Information Services	79,184.09	71,042.54
FUNCTION 2642 TOTAL	Recruitment & Placement Serv	1,655.65	1,485.95
FUNCTION 3511 TOTAL	Early Childhood Program	178,366.69	132,010.43
FUNCTION 3512 TOTAL	Early Childhood Instruction	188,306.17	184,786.64
FUNCTION 3711 TOTAL	Non Pub Sch Student Ser	15,075.78	15,075.78
FUNCTION 3812 TOTAL	Afterschool Program	85,000.00	73,043.56
FUNCTION 3911 TOTAL	Other Community Services	12,000.00	12,000.00
FUNCTION 3912 TOTAL	Parental Involment	15,218.00	4,749.94
FUNCTION 4021 TOTAL	Land Acquisition & Development Serv	450,000.00	450,000.00
FUNCTION 4031 TOTAL	Architecture Engineering &Legal Ser	61,764.00	59,363.20
FUNCTION 4051 TOTAL	Bldg Acquisition Construction&Impr	789,524.70	462,645.03
FUNCTION 5122 TOTAL	Principal - Long Term Loans	167,902.45	167,902.45
FUNCTION 5131 TOTAL	Principal - Lease Purchase Agree	2,415,000.00	2,415,000.00
FUNCTION 5222 TOTAL	Interest - Long Term Loans	26,095.55	26,095.55
FUNCTION 5231 TOTAL	Interest - Lease Purchase Agreement	475,846.00	475,544.72
FUNCTION 5331 TOTAL	Fees - Lease Purchase Agreements	10,000.00	7,676.17



SSD

Sedalia School District #200

*District Office
2806 Matthew Drive
Sedalia, Missouri
65301-7981
(660) 829-6450
Fax (660) 827-8938
www.sedalia200.org*

Bradley R. Pollitt, Ed.S.
Superintendent

Nancy L. Scott, Ed.D.
Assistant Superintendent
Human Resources
Federal Programs

Steven G. Triplett, Ed.S.
Assistant Superintendent
Buildings & Grounds
Support Services

Chris Pyle, Ed.S.
Director of
K-12 Special Education

Carla Wheeler, M.E.D.
Director of Curriculum
Instruction & Assessment

Bob Satnan, B.A.
Communications Director

MEMORANDUM

DATE: June 18, 2018

TO: Board of Education

FROM: H. Wolfe, C.F.O.

RE: Preliminary Budget for 2018-19

- Enclosed please find the preliminary Budget for 2018-19. Please approve the "Budget Proposed" revenues and expenditures as the preliminary 2018-19 budget, along with a resolution to approve transfers from Fund (1) to Funds (2) & (4) as shown below.
- The proposed budget includes a total transfer of:
 - \$132,586 from Fund (1) to Fund (2) to zero out Fund (2)
 - \$2,884,875 from Fund (1) to Fund (4) to include:
 - \$41,725 Food Services Equipment Transfer
 - \$193,998 DNR Energy Conservation Loan
 - \$349,500 Performance Savings Contract
 - \$2,299,652 7% XSATXWWADA Transfer

**Accredited with
"Distinction in
Performance
2011-2012
2012-2013"**


Sedalia #200 is an equal
opportunity and affirmative
action employer



Sedalia School District #200

BUDGET

2018-2019



WORKING BUDGET

**Fiscal Year Ending
June 30, 2019**



WORKING BUDGET

* * * * *

**FISCAL YEAR ENDING
JUNE 30, 2019**

JUNE 25, 2018

SEDALIA SCHOOL DISTRICT #200

2018-2019 BUDGET
Presented to the Board of Education – June 25, 2018

Submitted herewith is a financial budget for the 2018-2019 school year. The proposed expenditures are intended to maintain and enhance the quality program of educational excellence in the Sedalia #200 School District.

Sedalia School District #200 fund accounting follows guidelines promulgated by the Department of Elementary and Secondary Education. The district maintains four separate funds. Each is a separate self-balancing set of accounts. They are:

General (Incidental) Fund [1]
Special Revenue (Teachers') Fund [2]
Debt Service Fund [3]
Capital Projects Fund [4]

The General and Special Revenue funds combined are termed the "Operating Fund". Restricted sub-funds maintained within the General fund include the Professional Development (PDC), and scholarship funds.

CONTENTS

- I. Budget Message
- II. Four Year Financial Summary
- III. Three Year Comparison of Revenues by Source
- IV. Three Year Comparison of Expenditures by Object
- V. Fiscal Year 2018-2019 Budget Line Item Detail

WORKING
BUDGET MESSAGE

* * * * *

FISCAL YEAR ENDING
JUNE 30, 2019

JUNE 25, 2018

ENROLLMENT AND STAFF

A. The Eligible Pupil (EP) count is as follows:

2004-05	4044.67
2003-04	4047.59
2002-03	3977.13
2001-02	3923.75
2000-01	3928.33
1999-00	4011.35

The Eligible Pupil count is the number on which state payments are based for the 2005-06 year. The definition of Eligible Pupils includes the Average Daily Attendance (ADA) plus (2x) Summer School ADA.

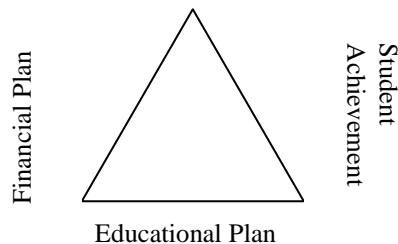
Beginning with the 2006-07 school year, state payments are based on Weighted ADA calculation (WADA). The definition of WADA includes the Average Daily Attendance (ADA), plus (1x) Summer School ADA, plus Free/Reduced January Lunch Count-weighted, plus Special Education December Count-weighted, plus Limited English Proficiency October Count-weighted (LEP).

2007-08 WADA	4725.83
2008-09 WADA	4765.14
2009-10 WADA	4835.24
2010-11 WADA	4794.81 (reflects decreased summer school)
2011-12 WADA	4902.78
2012-13 WADA	4906.90
2013-14 WADA	4978.09
2014-15 WADA	4992.58
2015-16 WADA	5153.68
2016-17 WADA	5281.54
2017-18 WADA	5253.67
2018-19 WADA (<i>estimated</i>)	5289.97

B. Employees, as reported on CORE DATA, figured into 2018-2019 budget:

	<u>2018-19</u>	<u>2017-18</u>
Certified	418	414
Classified	<u>302</u>	<u>293</u>
Total	720	707

BUDGET GOALS 2018-2019



- Balanced Budget
- Base Financial Planning on Educational Plan
- Maintain Operating Balances Reserves at 15%

REVENUE PLAN – LOCAL

A. Assessed valuation for 2018-19 is *estimated* to be \$343,174,163, at 1% increase.

Real Estate	<u>2017-2018</u>	<u>2016-2017</u>
Residential	177,957,370	174,591,600
Agricultural	1,852,140	1,808,980
Commercial	<u>79,724,820</u>	<u>79,273,812</u>
	259,534,330	255,674,392
Personal Prop.	<u>80,242,069</u>	<u>84,467,175</u>
TOTAL	<u>\$339,776,399</u>	<u>\$340,141,567</u>

B. Proposition C revenues are *estimated* at \$995 per prior school year WADA. The Proposition C rollback is based on one-half of the revenue received from the \$0.01 Sales Tax for Education. The rollback was waived by the voters in April 2003.

Total Proposition C revenues are *estimated* at \$5,227,404, based on DESE suggested amount *adjusted conservatively* multiplied by the prior year's WADA.

C. Property Tax Levy rates per \$100 assessed valuation are *estimated* as:

	<u>INCIDENTAL</u>	<u>TEACHERS'</u>	<u>DEBT SERVICE</u>	<u>CAP PROJ</u>	<u>TOTAL</u>
Unadjusted	\$3.2610	\$0	\$0	\$0.7000	\$3.9610
Adjusted	\$3.2610	\$0	\$0	\$0.7000	\$3.9610

The unadjusted levy is the tax rate ceiling as approved by the State Auditor's office. The adjusted rate is the actual rate of tax levied upon the patrons of the district. The difference between the tax rate ceiling and the adjusted levy is the Proposition C rollback. The successful April 2003 ballot issue permits the district to waive its Prop C rollback.

The successful April 2007 ballot issue permitted the tax rate ceiling to become \$3.9610 in the 2017-18 year. As the Assessed Valuation increases, the tax rate ceiling decreases, due to the Hancock Amendment requiring revenue neutrality. It is not expected that a tax ceiling rollback will be required.

D. Property Taxes:

Current - \$13,593,128 (*estimate*) Collection Rate: 98%
 Delinquent - \$543,725
 (3 yr. average)

It should be noted that tax appeals from at least one major corporation within the district boundaries could occur and may negatively affect this collection rate, if such appeals are successful.

E. Financial Institution Tax - \$37,874 – The projection is based on 2017-18 actual. Financial Institution Taxes are now receipted into Fund 4, to maximize the effects of the Foundation Formula funding.

- F. Merchants/Manufacturers tax is a surtax to replace the former levy on inventory. The \$470,890 estimate is based upon prior year receipts/growth rate. M & M Surcharge is now receipted into Fund 4, to maximize the effects of the Foundation Formula funding.
- G. Investment Earnings - \$240,244 – Could increase or decrease based upon interest rates.
- H. Food Service – Estimated to be \$316,800 – Estimate is based on prior year receipts.
- I. Student Activities - \$474,226 – Based on estimate and previous year activities.
- J. Tuition From Other Districts – Estimated to be \$173,408.
- K. Other Local Source Revenue – \$148,508 - Beginning with the 2014 year and continuing through 2027, local donors are contributing to the construction of the new Jennie Jaynes Sports Complex and Smith-Cotton Football Stadium.

REVENUE PLAN – COUNTY

- A. County revenue projections based upon prior year collections and growth rate:

Fine/Forfeitures/Escheats	-	\$119,417
State Assessed Utilities	-	\$1,045,079

REVENUE PLAN – STATE

- A. The State Foundation Program Apportionment provides funding for Missouri public school districts. Formerly, there are four components to the foundation program, including:

Basic Formula (Minimum Guarantee)
 Classroom Trust Fund
 Transportation Aid
 Early Childhood Special Education Aid

With the 2006-07 school year, a new Foundation Formula (SB 287) began the first of a seven-year phase-in. For the 2011-12 school year through the 2014-15 school year, the state did not have sufficient money to fully fund the phase-in. As in the past fiscal years, that trend has continued; however the proration factor was set by DESE at 100%, while the S.A.T. figure was adjusted downward to achieve the 100% funding, which resulted in less than fully funded for each district. For the 2018-19 school year, the legislative budget was passed to fully fund the formula. For the 2018-19 year, the S.A.T. is targeted at approximately \$6,308, pending any adjustments for Governor’s withholdings.

Basic Formula - \$22,286,630. The payment for 2018-19 is based upon 100% of the SB287 Formula projected for 2018-19, The budget for 2018-19 includes the Department of Elementary and Secondary Education (DESE) payments through June, 2019 which will be based on 100% new Formula Funding, less prior year adjustments. There is some concern about total general revenues reaching predicted amounts, which causes our formula estimate to be conservative.

The Formula is broken into two parts: Basic Formula Monies and Classroom Trust Fund Monies. The Classroom Trust Fund can be used at the discretion of the district and may be used for Capital Projects,

as well as Operating Purposes. For the 2018-19 year, the Classroom Trust is estimated to be \$410 per prior year ADA for a total of \$1,897,302 and will be deposited into Fund 2. The balance of the state aid formula is \$20,389,328.

A basic premise of the school funding formula under S.B. 287 is an adequacy funding level for each elementary and secondary student in the State of Missouri.

“Adequacy” is defined as Weighted Average Daily Attendance (WADA) X State Adequacy Target (SAT) of a \$3.43 levy X Dollar Value Modifier (DVM) minus Local Effort.

WADA is a combination of Regular Term Average Daily Attendance + Summer School Average Daily Attendance + Free/Reduced Price Lunch Eligible Students of 31.42% or greater + Special Education Students of 12.06% or greater + Limited English Proficient (LEP) Students of 2.50% or greater. For the 2018-19 school year, Sedalia School District #200 will receive a F/R add-on of 422.88(*estimated*), plus Special Ed add-on of 53.94 (*estimated*), plus LEP add-on of 185.59 (*estimated*).

The State Adequacy Target is \$6,308 for all districts. This may be adjusted by DESE to achieve the 100% pro-ration factor for all schools, according to SB 586. For the 2018-19 year, we are using the recommended \$6308.

The DVM for Sedalia School District #200 for 2018-19 is 1.0070.

- B. At-Risk funds, Exceptional Pupil Aid, Gifted, Remedial Reading, Free Textbook and Fair Share are now all included in the SB 287 Basic Formula.
- C. State Transportation Aid – Part of the Foundation Program. Projected at \$284,158. There will likely be withholdings from this amount as the year proceeds.
- D. Lunch reimbursements based upon projected participation.
- E. Parents As Teachers (PAT) – Revenues are *estimated* to be \$78,000 from the state, and \$57,700 from cooperative schools partnership.
- F. Other State Revenue – Estimated to be \$20,000 (Food Service).

REVENUE PLAN – FEDERAL

- A. Total revenues estimated at \$5,507,219. This includes carry-over funds from 2017-18.
- B. Major federal programs include Title I, National School Lunch program and Disabilities Education Act (Special Education).
- C. Non-major federal program revenues include:

- Title II.A
 - Early Childhood Special Education
- Title IC - Migrant Education
- Title III – ESOL
- Title III – Immigrant
- Title IV.A - Student Support
- Title V.B – Rural Poverty Education
- Homeless Education Grant – Subject to Receiving Grant

EXPENDITURES

1. Certified staff: Step increases and an increase of \$500 added to the base on teachers' salary schedule, along with an increase of \$1000 to the Master's base, were given. Base teachers' salary is \$35,350. The beginning step for any candidate will be Step 1, which is \$35,350 for 2018-2019. Candidates with experience will be given all their experience years on the salary steps, beginning in 2018-19.
Administrators, directors and coordinators were given indexed step increases on the administrative salary scale and a step was added to the bottom of the schedule.

Substitute pay has been maintained to reflect hourly rates to satisfy FLSA requirements. The hourly rate is \$10.25 an hour for substitute certificates and \$11 an hour for teaching certificates. Retirement contribution rate remained at 14.5%. Vacant positions are budgeted at Bachelor's level, column B, step 5 on the teachers' salary schedule.
2. Classified staff: Step increases and an increase of \$0.15/hour on the classified salary schedules were given, along with a step added to the bottom of the schedule. Substitute pay is \$10.25 an hour, except for nurses, which is \$12.97 an hour, and food service workers which is \$8.00 an hour. Retirement contribution rate for classified staff remained at 6.86%.
3. Health insurance expenditure is based upon 0.02% increase for the Blue Cross Blue Shield plan, with the district paying \$533.50 per month per employee.
4. Supply/Textbook – Supplies, Textbook and Technology Supply expenditures budgeted to buildings remains level funded with the 2017-2018 expenditures. Estimated supply building budgets = \$924,650.
5. Special education local effort maintained. This compliance is required by Federal regulations.
6. High school dual credit program is being continued in the same format, with some additional courses being offered for dual credit. It is a self-sustaining program. The Launch program for online education is being added to the secondary level. Launch will be made available for credit recovery, dual credit, advanced placement and regular credit acquisition. In some instances, Launch replaces Plato as the online resource for credit recovery. The costs for each license varies, according to which programs are being accessed, and licenses can be shared by students; as one student completes and a second starts a program. The district is able to capture the student attendance associated with the Launch program.
7. "A+" supplies have been maintained. An A+ Coordinator position has been incorporated into another.50 FTE due to relaxed DESE requirements.
8. Instructional/support departmental supply costs remained consistent with the 2017-2018 levels from last year. Exceptions are increases to instructional technology supply budgets, due to the continuation of elementary Project Lead the Way programs (STEM) to all the elementary buildings, along with grades five and six at the Middle School and Junior High.
9. Professional Development Committee (PDC) – School districts are required to spend the 1% Basic Formula Foundation money. Directors of Curriculum and Instruction have been budgeted with 100% of the 1% money to continue professional development.
10. Crossing-guards will continue to be provided by the Sedalia Police Department and the Sedalia #200 School District.

11. Effective in April 2013, and continuing for the 2018-19 school year, the cap on total accumulated sick leave is 90 days. Any days over 90 will be paid out at a rate of \$35/day for certified and \$25/day for classified staff. All persons leaving the system after five years of service will receive \$35/day for certified and \$25/day for classified for any unused sick leave. The sick leave bank was eliminated in April 2013, and one sick day for each employee was refunded to existing employees. Effective July 1, 2015, a wellness incentive was established for employees. Certified teaching staff will be paid \$50/day for each unused sick day awarded that school year. Non-certified (support) staff will be paid \$35/day for each unused sick day awarded that school year.
12. Premiums for property and liability insurance are based upon an estimated 1% increase.
13. Pupil transportation is contracted at an estimate of \$1,200,110. This is a 3% increase over the 2017-18 budget, as per the contract bid.
14. The 2016-17 school year was the last year for contracted Food Services through OPAA. The district will again operate the food service program for the 2018-19 school year. The budget for 2018-19 is an estimate of \$2,585,619. This is a 5% increase from the 2017-18 budget and includes \$1.10 for student breakfast, \$1.35 for adult breakfast, \$1.95 for student lunch and \$2.45 for adult lunch.
15. Utilities are budgeted as follows:

A. Natural Gas	\$137,500
B. Electricity	\$909,015
C. Water	\$115,000
D. Fuel (Student Transportation)	\$187,780
16. Planned Capital Expenditures:
 - A. Add Robotics/Project Lead the Way Classrooms to Lower Level @ S-C
 - B. Replace Parking Lot lights with LED @ S-C
 - C. Equip Junior High with technology support for PLTW programs
 - D. Repair Playground @ Parkview
 - E. Reseal asphalt and repair parking lots @ SMS, High School and Central Office
 - F. Replace Maintenance Truck
 - G. Replace roof sections @ SMS & HM Dome Roof
 - H. Rebuild Maintenance Shop and add Warehouse
 - I. Refinish gym floors District-Wide
 - J. Replace doors @ HM and Washington
 - K. Repair sidewalks district-wide
 - L. Complete purchase of 13 acres adjoining High School campus property

Some of these expenditures are a continuation of 2018-19 projects and can be funded by the 7% X SAT X WADA Transfer from Fund (1) to Fund (4), in the amount of \$2,299,652.

17. The district began the Jennie Jaynes Sports Complex and Smith-Cotton Football Stadium construction project on the new High School campus in the fall of 2013 and completed it the spring of 2015. Donations for the construction of the stadium and the sale of the original Jennie Jaynes Football Stadium amounted to \$2,803,525, which is being used to toward the total cost of \$7,000,000 for the complex. The expected annual donation commitment for 2018-19 is \$107,508, which will be used to offset the interest payment of the construction loan

18. The district currently has a DNR Energy Loan, and Performance Contracting Lease-Purchase obligations, which were refinanced in 2011. Those principal and interest payments are made through DESE authorized transfers from Fund (1) to Fund (4).
19. The district passed a Capital Projects and Operating Lease-Purchase levy in April 2007 to build a new high school and add classrooms to two elementary buildings. The principal and interest payments for that project are paid out of Fund (4) and are generated by placing a \$0.70 levy in the Capital Projects fund.
20. The structured debt payments for the district for 2018-2019 total \$3,108,619, minus stadium contributions, which represents 48% of the budgeted Fund (4).

FINANCIAL SUMMARIES

**Fiscal Year Ending
June 30, 2019**



Actual 2015-16

\$ 341,893,940
\$3.9601 Adj. Levy

	<u>Gen Fund (1)</u>	<u>Special Rev Fund (2)</u>	<u>Cap Proj Fund (4)</u>	<u>Total All Funds</u>
Begin Fund Balance	\$ 23,187,323.32	\$ -	\$ 9,608,628.26	\$ 32,795,951.58
Budgeted Revenues	\$ 20,252,007.95	\$ 25,747,643.36	\$ 3,431,885.41	\$ 49,431,536.72
Estimated Transfers	\$ (3,637,976.08)	\$ 952,200.39	\$ 2,685,775.69	
Budgeted Expenditures	\$ 15,732,722.37	\$ 26,699,843.75	\$ 6,412,013.60	\$ 48,844,579.72
Estimated Balances	\$ 24,068,632.82	\$ -	\$ 9,314,275.76	\$ 33,382,908.58

Balance: Operating Funds 56.72%

8/3/2016 ASBR

Actual 2016-17

\$ 342,142,932
\$3.9582 Adj. Levy

	<u>Gen Fund (1)</u>	<u>Special Rev Fund (2)</u>	<u>Cap Proj Fund (4)</u>	<u>Total All Funds</u>
Begin Fund Balance	\$ 24,068,632.82		\$ 22,898,717.76	\$ 46,967,350.58
Budgeted Revenues	\$ 20,913,727.03	\$ 28,178,787.73	\$ 3,442,653.80	\$ 52,535,168.56
Estimated Transfers	\$ (2,770,227.44)	\$ -	\$ 2,770,227.44	
Budgeted Expenditures	\$ 15,803,956.59	\$ 28,178,787.73	\$ 20,523,972.82	\$ 64,506,717.14
Estimated Balances	\$ 26,408,175.82	\$ -	\$ 8,587,626.18	\$ 34,995,802.00

Balance: Operating Funds 60.04%

7/31/2017-ASBR

Estimated 2017-18

\$ 339,776,399
\$3.9610 Adj. Levy

	<u>Gen Fund (1)</u>	<u>Special Rev Fund (2)</u>	<u>Cap Proj Fund (4)</u>	<u>Total All Funds</u>
Begin Fund Balance	\$ 26,408,175.82		\$ 8,587,626.18	\$ 34,995,802.00
Budgeted Revenues	\$ 19,260,372.72	\$ 28,809,661.28	\$ 3,268,616.63	\$ 51,338,650.63
Estimated Transfers	\$ (2,890,596.53)	\$ -	\$ 2,890,596.53	
Budgeted Expenditures	\$ 16,647,672.79	\$ 28,809,661.28	\$ 5,328,070.12	\$ 50,785,404.19
Estimated Balances	\$ 26,130,279.22	\$ -	\$ 9,418,769.22	\$ 35,549,048.44

Balance: Operating Funds 57.48%

6/20/2018

Estimated 2018-19

\$ 339,776,399
\$3.9610 Adj. Levy

	<u>Gen Fund (1)</u>	<u>Special Rev Fund (2)</u>	<u>Cap Proj Fund (4)</u>	<u>Total All Funds</u>
Begin Fund Balance	\$ 26,130,279.22		\$ 9,418,769.22	\$ 35,549,048.44
Budgeted Revenues	\$ 19,413,668.00	\$ 30,265,797.00	\$ 3,537,752.00	\$ 53,217,217.00
Estimated Transfers	\$ (3,017,461.00)	\$ 132,586.00	\$ 2,884,875.00	\$ -
Budgeted Expenditures	\$ 17,853,062.00	\$ 30,398,383.00	\$ 6,489,992.00	\$ 54,741,437.00
Estimated Balances	\$ 24,673,424.22	\$ -	\$ 9,351,404.22	\$ 34,024,828.44

Balance: Operating Funds 51.14%

6/20/2018

SEDALIA SCHOOL DISTRICT #200
REVENUES BY OBJECT
2017-18 YTD BUDGET

Local Revenue

5111 Current Taxes	
1 - General Fund	11,183,762.63
4 - Capital Projects Fund	2,400,684.19
Total for All Funds	13,584,446.82
5112 Delinquent Taxes	
1 - General Fund	210,021.41
4 - Capital Projects Fund	45,109.69
Total for All Funds	255,131.10
5113 Sch Dist Trust Fund (Prop C)	
1 - General Fund	1,798,744.11
2 - Special Revenue Fund	3,420,170.59
Total for All Funds	5,218,914.70
5114 Financial Institution Tax	
4 - Capital Projects Fund	37,874.14
Total for All Funds	37,874.14
5115 M & M Surtax	
4 - Capital Projects Fund	476,267.07
Total for All Funds	476,267.07
5116 In Lieu Of Tax	
1 - General Fund	9,861.30
Total for All Funds	9,861.30
5121 Regular Day School Tuition (K-12) received from Individuals	
2 - Special Revenue Fund	4,400.00
Total for All Funds	4,400.00
5141-5143 Earnings On Investments 5141, 5142, 5143	
1 - General Fund	255,442.66
4 - Capital Projects Fund	71,446.22
Total for All Funds	326,888.88
5151-5161 Food Service - Programs 5151, 5161	
1 - General Fund	313,173.75
Total for All Funds	313,173.75
5165 Food Service Non-Program	
1 - General Fund	42,022.08
Total for All Funds	42,022.08

SEDALIA SCHOOL DISTRICT #200

REVENUES BY OBJECT

2017-18 YTD BUDGET

5171-5179 Student Activities 5171, 5172, 5173, 5179	
1 - General Fund	509,418.53
4 - Capital Projects Fund	7,516.80
Total for All Funds	516,935.33
5191 Rentals	
1 - General Fund	1,585.00
Total for All Funds	1,585.00
5192 Gifts	
1 - General Fund	21,490.96
Total for All Funds	21,490.96
5195 Prior Year Adjustment	
1 - General Fund	147,384.35
Total for All Funds	147,384.35
5196 Net Receipts From Clearing Accounts	
4 - Capital Projects Fund	129,953.64
Total for All Funds	129,953.64
5198 Miscellaneous Local Revenue	
1 - General Fund	26,074.42
2 - Special Revenue Fund	6,000.00
Total for All Funds	32,074.42
5199 Local - Subtotal	
1 - General Fund	14,518,981.20
2 - Special Revenue Fund	3,430,570.59
4 - Capital Projects Fund	3,168,851.75
Total for All Funds	21,118,403.54
<u>County Revenue</u>	
5211 Fines, Escheats,etc	
2 - Special Revenue Fund	119,417.09
Total for All Funds	119,417.09
5221 State Assessed Utilities	
1 - General Fund	1,011,095.92
4 - Capital Projects Fund	41,733.44
Total for All Funds	1,052,829.36

SEDALIA SCHOOL DISTRICT #200
REVENUES BY OBJECT
2017-18 YTD BUDGET

5299 County - Subtotal	
1 - General Fund	1,011,095.92
2 - Special Revenue Fund	119,417.09
4 - Capital Projects Fund	41,733.44
Total for All Funds	1,172,246.45

State Revenue

5311 Basic Formula - State Monies	
1 - General Fund	242,479.67
2 - Special Revenue Fund	19,729,781.87
Total for All Funds	19,972,261.54

5312 Transportation	
1 - General Fund	282,913.00
Total for All Funds	282,913.00

5314 Early Childhood (3 & 4 Year Old) Special Education	
1 - General Fund	181,072.85
2 - Special Revenue Fund	1,177,070.31
Total for All Funds	1,358,143.16

5319 Basic Formula - Classroom Trust Fund	
1 - General Fund	190,630.74
2 - Special Revenue Fund	1,735,380.31
Total for All Funds	1,926,011.05

5324 Educational Screening Prog / Pat	
2 - Special Revenue Fund	81,274.49
Total for All Funds	81,274.49

5332 Career Education	
1 - General Fund	1,927.01
2 - Special Revenue Fund	2,850.20
4 - Capital Projects Fund	17,387.94
Total for All Funds	22,165.15

5333 Food Service - State	
1 - General Fund	22,846.10
Total for All Funds	22,846.10

5359 Career Education Enhancement Grant	
1 - General Fund	49,936.71
4 - Capital Projects Fund	40,643.50
Total for All Funds	90,580.21

SEDALIA SCHOOL DISTRICT #200

REVENUES BY OBJECT

2017-18 YTD BUDGET

5369 Residential Placement/Excess Cost	
1 - General Fund	23,040.36
Total for All Funds	23,040.36
5381 High Need Fund - Special Education	
1 - General Fund	323,119.60
Total for All Funds	323,119.60
5397 Other - State	
1 - General Fund	0.00
2 - Special Revenue Fund	260.00
Total for All Funds	260.00
5399 State - Subtotal	
1 - General Fund	1,317,966.04
2 - Special Revenue Fund	22,726,617.18
4 - Capital Projects Fund	58,031.44
Total for All Funds	24,102,614.66
<u>Federal Revenue</u>	
5412 Medicaid	
1 - General Fund	77,615.33
2 - Special Revenue Fund	100,966.95
Total for All Funds	178,582.28
5418 Reserve Officer Training Corps	
2 - Special Revenue Fund	90,343.50
Total for All Funds	90,343.50
5437 IDEA Grants	
1 - General Fund	106,726.21
Total for All Funds	106,726.21
5438 Non-IDEA Special Education Grants	
1 - General Fund	4,029.14
Total for All Funds	4,029.14
5441 IDEA Entitlement Funds, Part B IDEA	
1 - General Fund	0.00
2 - Special Revenue Fund	763,785.26
Total for All Funds	763,785.26
5442 Early Childhood Special Education - Federal	
1 - General Fund	189,488.00
Total for All Funds	189,488.00

SEDALIA SCHOOL DISTRICT #200

REVENUES BY OBJECT

2017-18 YTD BUDGET

5445 School Lunch Program	
1 - General Fund	1,290,695.05
Total for All Funds	1,290,695.05
5446 School Breakfast Program	
1 - General Fund	477,296.54
Total for All Funds	477,296.54
5451 Title I	
1 - General Fund	111,305.19
2 - Special Revenue Fund	877,623.06
Total for All Funds	988,928.25
5452 Title I.C	
1 - General Fund	10,481.90
2 - Special Revenue Fund	16,025.59
Total for All Funds	26,507.49
5461 Title IV.A Student Support and Academic Enrichment	
1 - General Fund	815.28
Total for All Funds	815.28
5462 Title III	
1 - General Fund	34,970.51
2 - Special Revenue Fund	54,068.94
Total for All Funds	89,039.45
5463 Homeless Education	
1 - General Fund	28,364.00
2 - Special Revenue Fund	39,382.97
Total for All Funds	67,746.97
5465 Title II.A	
1 - General Fund	14,421.82
2 - Special Revenue Fund	121,446.26
Total for All Funds	135,868.08
5472 Childcare Development Fund Grant	
1 - General Fund	80,612.51
Total for All Funds	80,612.51
5492 Title V.B Rural Education Achievement Program (REAP)	
1 - General Fund	6,928.37
2 - Special Revenue Fund	64,501.73
Total for All Funds	71,430.10

SEDALIA SCHOOL DISTRICT #200
REVENUES BY OBJECT
2017-18 YTD BUDGET

5497 Other - Federal	
1 - General Fund	5,817.41
Total for All Funds	5,817.41
5499 Federal - Subtotal	
1 - General Fund	2,439,567.26
2 - Special Revenue Fund	2,128,144.26
Total for All Funds	4,567,711.52

Sale of Property

5651 Sale Of Other Property	
1 - General Fund	2,293.84
Total for All Funds	2,293.84
5699 Other Revenue Subtotal	
1 - General Fund	2,293.84
Total for All Funds	2,293.84

Non Current Revenue

5811-5812 Tuition From Other Districts	
2 - Special Revenue Fund	180,471.41
Total for All Funds	180,471.41
5831 Contracted Educational Services	
1 - General Fund	1,540.25
2 - Special Revenue Fund	224,440.75
Total for All Funds	225,981.00
5898 Subtotal - Receipts Other	
1 - General Fund	1,540.25
2 - Special Revenue Fund	404,912.16
Total for All Funds	406,452.41

Final Summary

5899 Total Revenues	
1 - General Fund	19,291,444.51
2 - Special Revenue Fund	28,809,661.28
4 - Capital Projects Fund	3,268,616.63
Total for All Funds	51,369,722.42

SEDALIA SCHOOL DISTRICT #200
EXPENDITURES BY OBJECT
2017-18 YTD BUDGET

Salaries

6199 Salaries - Subtotal	
1 - General Fund	4,874,071.76
2 - Special Revenue Fund	21,835,004.92
Total for All Funds	26,709,076.68

Employee Benefits

6299 Employee Benefits - Subtotal	
1 - General Fund	2,102,314.25
2 - Special Revenue Fund	6,561,280.36
Total for All Funds	8,663,594.61

Contracted Services

6399 Purchased Services - Subtotal	
1 - General Fund	4,281,777.37
2 - Special Revenue Fund	413,376.00
Total for All Funds	4,695,153.37

Supplies

6499 Supplies - Subtotal	
1 - General Fund	5,244,509.41
Total for All Funds	5,244,509.41

Capital Projects

6599 Capital Outlay - Subtotal	
4 - Capital Projects Fund	2,235,851.23
Total for All Funds	2,235,851.23

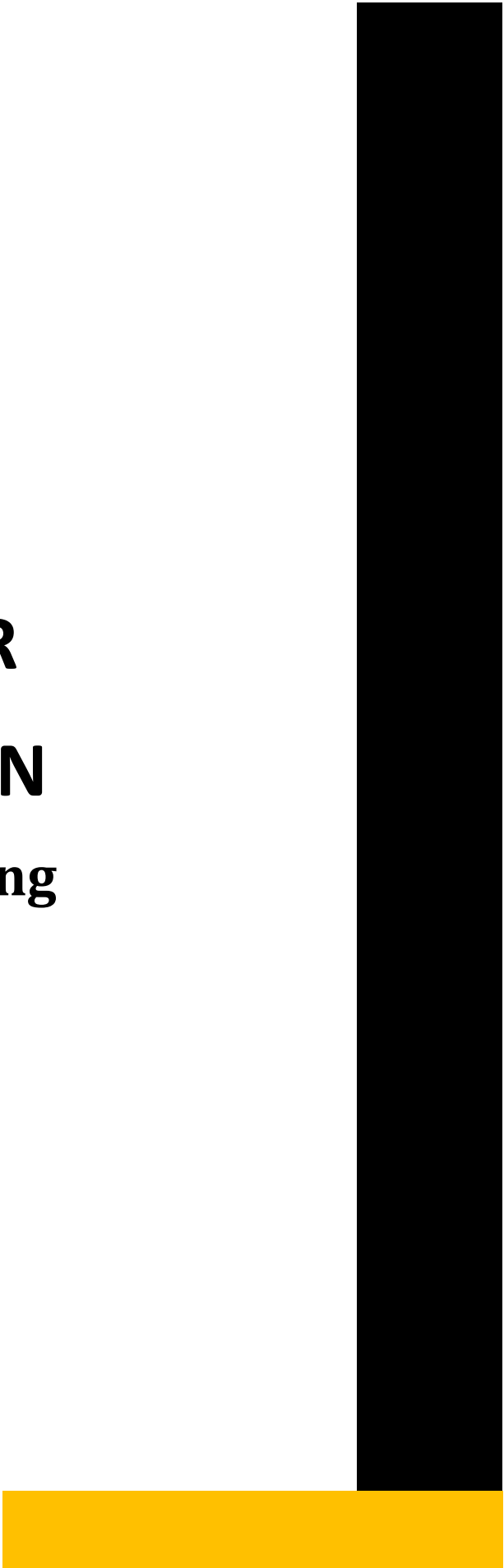
Capital Debt

6699 Other Objects - Subtotal	
4 - Capital Projects Fund	3,092,218.89
Total for All Funds	3,092,218.89

Summary

9999 Grand Total	
1 - General Fund	16,502,672.79
2 - Special Revenue Fund	28,809,661.28
4 - Capital Projects Fund	5,328,070.12
Total for All Funds	50,640,404.19

**THREE YEAR
COMPARISON**
**Fiscal Year Ending
June 30, 2019**



3 YEAR REVENUE COMPARISON 2017-18 2016-17 2015-16

Account Code	Account Description	YTD Activity	1St Prior Year Actual	2Nd Prior Year Actual
GRAND TOTAL		48,418,361.04	52,482,657.17	49,431,536.72
001-0000-5111-1000-00000-1-100	Current Taxes	11,090,105.73	10,655,583.94	10,428,842.55
004-0000-5111-1000-00000-1-100	Current Taxes	2,380,579.99	2,289,271.85	2,239,203.89
OBJECT 5111 TOTAL	Current Taxes	13,470,685.72	12,944,855.79	12,668,046.44
001-0000-5112-1000-00000-1-100	Delinquent Taxes	210,021.41	459,003.09	749,486.44
004-0000-5112-1000-00000-1-100	Delinquent Taxes	45,109.69	98,605.34	159,594.03
OBJECT 5112 TOTAL	Delinquent Taxes	255,131.10	557,608.43	909,080.47
001-0000-5113-1000-00000-1-100	Prop C	1,610,041.70	1,909,290.63	2,957,256.11
002-0000-5113-1000-00000-1-100	Prop C	3,105,666.56	3,137,299.79	1,774,353.66
OBJECT 5113 TOTAL	Proposition C (Sales Tax)	4,715,708.26	5,046,590.42	4,731,609.77
004-0000-5114-1000-00000-1-100	Financial Institutional Tax	37,874.14	46,274.33	52,267.28
OBJECT 5114 TOTAL	Financial Institution Tax	37,874.14	46,274.33	52,267.28
004-0000-5115-1000-00000-1-100	M and M Surcharge Tax	474,841.09	482,238.96	473,832.03
OBJECT 5115 TOTAL	Surtax M and M	474,841.09	482,238.96	473,832.03
001-0000-5116-1000-00000-1-100	In Lieu of	9,861.30	9,469.27	9,066.52
OBJECT 5116 TOTAL	Tax In Lieu of	9,861.30	9,469.27	9,066.52
002-0000-5121-1000-00000-1-100	Regular School Tuition K-12	4,400.00	0.00	0.00
OBJECT 5121 TOTAL	Non Resident Tuition	4,400.00	0.00	0.00
001-0000-5122-1000-00000-1-100	Summer School Tuition K 12	0.00	6,840.00	5,400.00
OBJECT 5122 TOTAL	Summer School Tuition K 12	0.00	6,840.00	5,400.00
001-0000-5141-1000-00000-1-100	Earnings on Investments	255,442.66	82,450.93	166,176.90
002-0000-5141-1000-00000-1-100	Earnings on Investments	0.00	264.45	103.41
004-0000-5141-1000-00000-1-100	Earnings on Investments	71,446.22	45,659.64	61,459.37
OBJECT 5141 TOTAL	Earnings on Investments	326,888.88	128,375.02	227,739.68
001-0000-5151-1000-00045-1-045	FS Sales to Pupils for Meals	276,858.14	179,707.01	184,526.35
OBJECT 5151 TOTAL	Food Services Program Students	276,858.14	179,707.01	184,526.35
001-0000-5161-1000-00045-1-045	FS Sales to Adults for Meals	36,315.61	0.00	0.00
OBJECT 5161 TOTAL	Food Services Program Adult	36,315.61	0.00	0.00
001-0000-5165-1000-00011-1-045	Food Service Catering Banquets	3,773.66	0.00	0.00
001-0000-5165-1000-00045-1-045	FS Non Program Extra Milk a la carte	34,685.62	55,550.76	54,452.29
OBJECT 5165 TOTAL	Food Services Non Program	38,459.28	55,550.76	54,452.29
001-0000-5166-1000-00045-1-045	Food Service Catering	0.00	195.00	0.00
OBJECT 5166 TOTAL	Food Service Catering	0.00	195.00	0.00
001-0000-5171-1050-00210-1-100	SPIZ Student Activities HS	528.00	0.00	0.00
001-0000-5171-1050-00401-1-100	Gate Receipts Cheerleading HS	11,594.38	9,684.00	8,762.32
001-0000-5171-1050-00402-1-100	Gate Receipts Wrestling HS	6,681.20	5,354.33	5,171.73
001-0000-5171-1050-00404-1-100	Gate Receipts Baseball HS	4,937.60	8,550.00	6,396.00
001-0000-5171-1050-00405-1-100	Gate Receipts Softball HS	0.00	0.00	850.00
001-0000-5171-1050-00406-1-100	Gate Receipts Golf Boys HS	1,250.00	2,100.00	3,150.00
001-0000-5171-1050-00407-1-100	Gate Receipts Golf Girls HS	2,950.00	2,750.00	1,990.00
001-0000-5171-1050-00408-1-100	Gate Receipts Swimming Boys HS	2,417.56	3,238.88	3,463.95
001-0000-5171-1050-00409-1-100	Gate Receipts Swimming Girls HS	3,788.50	3,046.01	3,121.25
001-0000-5171-1050-00410-1-100	Gate Receipts Tennis Boys HS	2,517.12	928.55	400.00
001-0000-5171-1050-00411-1-100	Gate Receipts Tennis Girls HS	700.00	1,138.00	779.00
001-0000-5171-1050-00412-1-100	Gate Receipts Track HS	8,406.25	7,633.00	7,268.48
001-0000-5171-1050-00414-1-100	Gate Receipts Basketball Boys HS	7,423.84	750.00	360.00
001-0000-5171-1050-00415-1-100	Gate Receipts Basketball Girls HS	4,354.82	1,178.48	45.00
001-0000-5171-1050-00416-1-100	Gate Receipts Football HS	1,379.50	3,000.00	4,970.00
001-0000-5171-1050-00417-1-100	Gate Receipts Volleyball HS	1,050.00	778.00	750.00
001-0000-5171-1050-00418-1-100	Gate Receipts Soccer Boys HS	2,332.60	2,276.50	1,914.00
001-0000-5171-1050-00419-1-100	Gate Receipts Soccer Girls HS	1,078.12	958.65	3,768.75
001-0000-5171-1050-00421-1-100	Gate Receipts Cross Country HS	2,308.00	2,492.00	1,330.00
001-0000-5171-1050-00422-1-100	Gate Receipts Athletic Department HS	43,638.06	31,336.60	28,350.66
001-0000-5171-1050-00802-1-100	Wrestling Receipts	808.00	1,352.00	1,922.00
001-0000-5171-1050-00804-1-100	Baseball Receipts	3,259.09	3,827.75	4,541.90
001-0000-5171-1050-00805-1-100	Softball Receipts	233.00	347.27	895.00
001-0000-5171-1050-00808-1-100	Swimming Boys Receipts	0.00	143.00	0.00
001-0000-5171-1050-00812-1-100	Track Receipts	1,198.75	2,571.00	3,879.00
001-0000-5171-1050-00814-1-100	Basketball Boys Receipts	4,843.50	5,451.73	6,054.97
001-0000-5171-1050-00815-1-100	Basketball Girls Receipts	3,126.50	4,762.57	3,795.36
001-0000-5171-1050-00816-1-100	Football Receipts	15,298.20	16,200.70	22,139.80
001-0000-5171-1050-00817-1-100	Volleyball Receipts	3,322.00	3,130.00	3,064.00

3 YEAR REVENUE COMPARISON 2017-18 2016-17 2015-16

Account Code	Account Description	YTD Activity	1St Prior Year Actual	2Nd Prior Year Actual
001-0000-5171-1050-00818-1-100	Soccer Boys Receipts	3,980.25	2,943.80	3,990.00
001-0000-5171-1050-00819-1-100	Soccer Girls Receipts	2,171.85	2,507.00	3,054.00
001-0000-5171-2000-00412-1-100	Track SCJH	1,013.00	3,757.40	3,056.00
001-0000-5171-2000-00414-1-100	Basketball Boys SCJH	0.00	0.00	30.00
001-0000-5171-2000-00415-1-100	Gate Receipts Basketball Girls SCJH	114.00	192.00	300.00
001-0000-5171-2000-00417-1-100	Gate Receipts Volleyball SCJH	432.00	614.00	433.00
001-0000-5171-2000-00812-1-100	Track	2,662.25	0.00	0.00
001-0000-5171-2000-00814-1-100	Basketball Boys Receipts	1,594.10	1,889.00	1,789.00
001-0000-5171-2000-00815-1-100	Basketball Girls Receipts	1,595.00	2,356.00	1,464.00
001-0000-5171-2000-00816-1-100	Football Receipts	1,521.00	1,110.00	801.00
001-0000-5171-2000-00817-1-100	Volleyball Receipts	1,078.00	910.10	646.00
OBJECT 5171 TOTAL	Athletic Program	157,586.04	141,258.32	144,696.17
001-0000-5179-1000-00071-1-100	Literacy Conference	139.80	0.00	2,037.50
001-0000-5179-1000-00730-1-100	General Activity CO	12,316.64	7,593.13	11,065.19
001-0000-5179-1000-00730-1-700	General Activity - Special Services	5,647.21	4,357.67	4,103.94
001-0000-5179-1000-00731-1-045	Activity Club FS General Activity	144.70	37.80	366.96
001-0000-5179-1000-00999-1-100	Hope Fund Revenue	1,238.00	1,109.00	0.00
001-0000-5179-1000-12000-1-008	Sp Ed Cooperative Escrow	13,700.00	29,901.48	35,860.00
001-0000-5179-1050-00015-1-100	Link Crew Activity Income	50.00	0.00	0.00
001-0000-5179-1050-00019-1-100	JROTC	0.00	650.00	400.00
001-0000-5179-1050-00501-1-100	DECA	9,489.00	9,323.80	10,041.67
001-0000-5179-1050-00502-1-100	Drama	5,667.62	10,017.18	3,516.30
001-0000-5179-1050-00503-1-100	FHA	9,229.77	12,780.55	5,811.07
001-0000-5179-1050-00504-1-100	Science Club	590.00	3,181.74	1,196.00
001-0000-5179-1050-00505-1-100	Spanish Club	905.00	0.00	0.00
001-0000-5179-1050-00509-1-100	NHS	7,025.51	13,472.39	10,029.76
001-0000-5179-1050-00510-1-100	HOSA Activity Club Account	1,703.00	4,245.00	0.00
001-0000-5179-1050-00511-1-100	Freshman Academy Activity Acct	8,951.00	11,785.00	10,185.00
001-0000-5179-1050-00512-1-100	FBLA	9,589.84	11,801.31	11,249.63
001-0000-5179-1050-00514-1-100	Math Club	2,650.00	2,700.50	2,644.00
001-0000-5179-1050-00515-1-100	Debate	65.00	35.50	962.00
001-0000-5179-1050-00516-1-100	Student Council	2,070.00	6,001.83	3,371.03
001-0000-5179-1050-00613-1-100	High Voltage	9,601.40	6,922.94	10,072.55
001-0000-5179-1050-00701-1-100	Yearbook	13,115.00	15,486.60	19,105.00
001-0000-5179-1050-00703-1-100	Music	950.00	2,251.45	1,670.00
001-0000-5179-1050-00705-1-100	Art Club	139.00	265.00	0.00
001-0000-5179-1050-00706-1-100	Industrial Arts	1,917.00	2,587.00	2,035.00
001-0000-5179-1050-00711-1-100	Library HS	229.25	105.24	98.26
001-0000-5179-1050-00714-1-100	FACS Activity Income HS	5,163.00	0.00	0.00
001-0000-5179-1050-00730-1-100	General Activity HS	6,665.33	1,443.94	5,244.29
001-0000-5179-1050-00730-1-108	General Activity Whittier	6,188.78	10,954.22	7,637.90
001-0000-5179-1050-00731-1-100	Vending Proceeds HS	0.00	0.00	40.71
001-0000-5179-1050-00732-1-100	Principals Activity	7,197.78	21,736.29	7,752.59
001-0000-5179-1050-00734-1-100	Textbook Activity	42.39	314.59	365.95
001-0000-5179-1050-00735-1-108	Autism Fund Supplies	800.00	0.00	0.00
001-0000-5179-1050-00737-1-100	Band HS	3,282.73	0.00	0.00
001-0000-5179-1050-00740-1-100	Class of 2015	1,311.87	3,082.21	130.00
001-0000-5179-1050-00741-1-100	Class of 2016	0.00	404.00	3,067.50
001-0000-5179-1050-00742-1-100	Class of	1,156.85	3,301.93	8,001.00
001-0000-5179-1050-00743-1-100	Class of 2014	0.00	3,301.00	0.00
001-0000-5179-1050-00745-1-100	Art Class Mudd Supplies	5,720.00	6,453.25	7,295.00
001-0000-5179-1050-00746-1-100	Art Class Shukers Supplies	3,540.00	2,650.00	2,492.50
001-0000-5179-1050-00747-1-100	Art Class Sparks	2,078.00	0.00	0.00
001-0000-5179-1050-00750-1-100	Robotics Team SC	39,034.90	21,071.24	42,826.00
001-0000-5179-2000-00508-1-100	NJHS JR High	1,100.00	3,510.00	2,791.50
001-0000-5179-2000-00516-1-100	Student Council JR High	1,450.25	1,376.17	2,156.70
001-0000-5179-2000-00701-1-100	Yearbook JR High	7,005.00	7,270.72	8,096.25
001-0000-5179-2000-00703-1-100	Music JR High	21,655.26	19,025.40	23,392.73
001-0000-5179-2000-00705-1-100	Art Club Fees and Fines JR High	2,060.00	2,326.00	1,745.00
001-0000-5179-2000-00706-1-100	Industrial Arts JR High	3,973.00	7,110.75	3,527.25
001-0000-5179-2000-00711-1-100	Library JR High	6,474.28	5,566.75	5,809.68
001-0000-5179-2000-00730-1-100	General Activity JR High	6,195.24	4,777.10	4,983.48

3 YEAR REVENUE COMPARISON 2017-18 2016-17 2015-16

Account Code	Account Description	YTD Activity	1St Prior Year Actual	2Nd Prior Year Actual
001-0000-5179-2000-00737-1-100	Band JR High	4,852.52	3,326.00	306.00
001-0000-5179-2000-00738-1-100	FACS JR High	1,636.00	2,402.00	2,186.00
001-0000-5179-2000-00739-1-100	FCCLA JR High	327.26	438.71	1,169.66
001-0000-5179-2000-00745-1-100	Art Club JR High	260.00	481.54	2,025.39
001-0000-5179-2000-00748-1-100	Speech Drama JR High	10,358.36	10,849.18	6,489.96
001-0000-5179-2000-00752-1-100	Music 6th Grade JR High	0.00	2,000.00	11,983.93
001-0000-5179-3000-00701-1-100	Yearbook SMS	0.00	480.00	90.00
001-0000-5179-3000-00711-1-100	Library SMS	6,194.86	7,469.02	6,154.50
001-0000-5179-3000-00730-1-100	General Activity SMS	4,200.07	6,144.35	6,030.02
001-0000-5179-4020-00516-1-100	Student Council HH	0.00	372.50	900.00
001-0000-5179-4020-00730-1-100	General Activity HH	14,156.12	7,028.29	6,042.58
001-0000-5179-4030-00730-1-100	General Activity PKV	7,125.40	7,134.31	20,324.85
001-0000-5179-4040-00711-1-100	Library HM	1,901.61	6,644.62	6,044.09
001-0000-5179-4040-00730-1-100	General Activity HM	12,844.16	16,867.24	11,045.90
001-0000-5179-4050-00711-1-100	Library SKY	8,905.80	11,753.38	10,223.57
001-0000-5179-4050-00730-1-100	General Activity SKY	12,695.86	7,701.61	4,431.96
001-0000-5179-5020-00730-1-100	General Activity WASH	6,650.69	15,110.33	14,557.26
001-0000-5179-7500-00730-1-100	General Activity COOP	10,480.38	11,041.02	17,308.61
004-0000-5179-5020-00730-1-100	Activity Club Revenue Washington	7,516.80	0.00	0.00
OBJECT 5179 TOTAL	Athletic Activities	359,324.29	399,531.77	410,491.17
001-0000-5191-1000-00000-1-100	Rentals	1,585.00	2,145.00	5,475.00
OBJECT 5191 TOTAL	Rentals	1,585.00	2,145.00	5,475.00
001-0000-5192-1000-00000-1-100	Gifts	12,431.15	2,000.00	2,300.00
001-0000-5192-1000-00013-1-100	200 Foundation Mini Grants	18,490.96	9,687.30	9,104.08
004-0000-5192-1000-00000-1-100	Gifts	0.00	1,699.00	18,501.99
OBJECT 5192 TOTAL	Gifts	30,922.11	13,386.30	29,906.07
001-0000-5194-1000-00000-1-100	Coca Cola Donations	0.00	0.00	1,290.00
OBJECT 5194 TOTAL	Coca Cola Donations	0.00	0.00	1,290.00
001-0000-5195-1000-00000-1-100	Prior Period Adjustment	147,384.35	206,524.26	256,065.80
OBJECT 5195 TOTAL	Prior Period Adjustment	147,384.35	206,524.26	256,065.80
004-0000-5196-1000-00105-1-100	SC Stadium JJ Multipurpose Commitments	129,953.64	131,576.02	141,548.30
OBJECT 5196 TOTAL	Activities Complex	129,953.64	131,576.02	141,548.30
001-0000-5198-1000-00000-1-100	Miscellaneous Other Local	8,056.11	33,974.76	16,352.46
001-0000-5198-1050-00034-1-100	Toyota Dealer Program	5,000.00	5,000.00	5,000.00
002-0000-5198-1050-00029-1-108	TOP Program Whittier	6,000.00	6,000.00	3,000.00
004-0000-5198-1000-00000-1-100	All Other Local/Trust	0.00	0.00	4,400.00
OBJECT 5198 TOTAL	Miscellaneous Other Local	19,056.11	44,974.76	28,752.46
002-0000-5211-1000-00000-2-100	Fines and Forfeitures	119,417.09	125,567.86	117,957.83
OBJECT 5211 TOTAL	Fines and Forfeitures	119,417.09	125,567.86	117,957.83
001-0000-5221-1000-00000-2-100	State Assessed RR Utility Taxes	1,011,095.92	1,012,722.36	980,828.80
004-0000-5221-1000-00000-2-100	State Assessed RR Utility Taxes	41,733.44	44,817.27	27,463.52
OBJECT 5221 TOTAL	State Assessed RR Utility Taxes	1,052,829.36	1,057,539.63	1,008,292.32
002-0000-5311-1000-00000-3-100	Basic Formula State Monies	18,338,515.54	20,603,922.66	17,837,572.33
OBJECT 5311 TOTAL	Basic Formula State Monies	18,338,515.54	20,603,922.66	17,837,572.33
001-0000-5312-1000-00000-3-100	Transportation	259,260.00	229,767.00	265,635.00
OBJECT 5312 TOTAL	Transportation	259,260.00	229,767.00	265,635.00
001-0000-5314-7500-12810-3-700	ECSE Current Year	181,072.85	54,751.09	0.00
002-0000-5314-1000-12810-3-700	ECSE Current Year	983,616.42	1,123,077.08	1,077,006.99
OBJECT 5314 TOTAL	Early Childhood Special Education	1,164,689.27	1,177,828.17	1,077,006.99
001-0000-5319-1000-00000-3-100	Basic Formula Classroom Trust Fund	0.00	1,185,107.67	0.00
002-0000-5319-1000-00000-3-100	Basic Formula Classroom Trust Fund	1,735,380.31	665,215.09	1,739,083.67
OBJECT 5319 TOTAL	Basic Formula Classroom Trust Fund	1,735,380.31	1,850,322.76	1,739,083.67
001-0000-5324-1000-32400-3-100	Parents as Teachers	0.00	20,679.17	0.00
002-0000-5324-1000-32400-3-100	Parents as Teachers	65,774.00	78,723.00	99,695.00
OBJECT 5324 TOTAL	ECSE Screening Pat Program	65,774.00	99,402.17	99,695.00
002-0000-5332-1000-00000-3-100	Vocational Tech Aide	2,850.20	9,617.00	10,867.00
004-0000-5332-1000-00031-1-100	Vocational Tech Aide	7,528.23	0.00	0.00
OBJECT 5332 TOTAL	50/50 Equipment Career Ed Grant	10,378.43	9,617.00	10,867.00
001-0000-5333-1000-00045-3-045	FS State Lunch Program	0.00	22,787.34	22,344.45
OBJECT 5333 TOTAL	Food Service	0.00	22,787.34	22,344.45
001-0000-5359-1050-00031-3-100	Vocational Technical Enhancement Grant	49,936.71	0.00	0.00
004-0000-5359-1050-00031-3-100	Vocational Enhancement Gt	40,643.50	0.00	0.00

3 YEAR REVENUE COMPARISON 2017-18 2016-17 2015-16

Account Code	Account Description	YTD Activity	1St Prior Year Actual	2Nd Prior Year Actual
OBJECT 5359 TOTAL	Vocational Enhancement Gt	90,580.21	0.00	0.00
001-0000-5369-1000-36900-3-100	Public Placement	23,040.36	28,339.25	31,176.98
OBJECT 5369 TOTAL	Public Placement	23,040.36	28,339.25	31,176.98
001-0000-5381-1000-38100-3-100	IDEA Sp Ed High Need Fund	323,119.60	240,632.30	394,378.54
OBJECT 5381 TOTAL	High Need Fund Sp Ed	323,119.60	240,632.30	394,378.54
001-0000-5397-1000-00084-3-100	Missouri Model Summit	4,029.14	0.00	0.00
001-0000-5397-4040-00753-3-100	State Other Rev MO Arts Council Grant	0.00	2,000.00	0.00
002-0000-5397-1000-00000-3-100	Misc State	260.00	346.24	0.00
OBJECT 5397 TOTAL	Misc State	4,289.14	2,346.24	0.00
001-0000-5412-1000-00044-4-700	Medicaid Sp Ed	46,543.54	63,077.39	52,413.04
001-0000-5412-7500-00043-4-100	SDAC Medicaid	0.00	42,887.61	0.00
002-0000-5412-7500-00043-4-100	SDAC Medicaid	100,966.95	97,058.30	110,758.49
OBJECT 5412 TOTAL	Medicaid	147,510.49	203,023.30	163,171.53
002-0000-5418-1000-00019-4-100	JROTC	90,343.50	97,806.12	99,015.78
OBJECT 5418 TOTAL	JROTC	90,343.50	97,806.12	99,015.78
001-0000-5437-1000-43703-4-700	Special Education High Need - Federal	6,874.21	17,700.83	38,673.44
001-0000-5437-1000-43706-4-100	Statewide Collaborative Work Initiative	51,000.00	51,000.00	31,946.31
OBJECT 5437 TOTAL	Collaborative Work Grant	57,874.21	68,700.83	70,619.75
001-0000-5441-1000-44100-4-700	IDEA Entitlement Funds Part B IDEA	0.00	672,148.35	603,066.44
002-0000-5441-1000-44100-4-100	IDEA Entitlement Funds Part B IDEA	763,785.26	320,792.83	515,241.56
OBJECT 5441 TOTAL	Individuals w Disabilities Act IDEA	763,785.26	992,941.18	1,118,308.00
001-0000-5442-7500-44200-4-700	IDEA - 611 ECSE Portion	147,311.00	172,511.00	145,821.00
001-0000-5442-7500-44201-4-700	IDEA - 619 Preschool Grant	42,177.00	0.00	0.00
OBJECT 5442 TOTAL	ECSE	189,488.00	172,511.00	145,821.00
001-0000-5445-1000-00045-4-045	FS Lunch Program USDA	1,290,695.05	1,534,817.94	1,471,385.94
OBJECT 5445 TOTAL	Food Service Lunch Program	1,290,695.05	1,534,817.94	1,471,385.94
001-0000-5446-1000-00046-4-045	FS Breakfast Program USDA	477,296.54	617,086.43	478,096.06
OBJECT 5446 TOTAL	Food Service Breakfast Program	477,296.54	617,086.43	478,096.06
001-0000-5451-1000-45100-4-100	Title I ESEA	505.45	439,135.82	123,826.55
002-0000-5451-1000-45100-4-100	Title I ESEA	877,623.06	915,375.26	1,228,118.64
OBJECT 5451 TOTAL	Title I ESEA	878,128.51	1,354,511.08	1,351,945.19
001-0000-5452-1000-45200-4-100	Title I, Part C Migrant	10,481.90	18,116.40	15,366.42
002-0000-5452-1000-45200-4-100	Central Missouri Migrant	12,591.11	23,740.49	14,107.67
OBJECT 5452 TOTAL	Title I Migrant	23,073.01	41,856.89	29,474.09
001-0000-5461-1000-46100-1-100	Title IV Student Support Academic Enrichment	815.28	0.00	0.00
OBJECT 5461 TOTAL	Title IV A	815.28	0.00	0.00
001-0000-5462-1000-46200-4-100	Title III	30,958.58	33,448.22	25,692.18
001-0000-5462-1000-46201-4-100	Title III Immigrant	4,011.93	2,377.06	1,072.11
002-0000-5462-1000-46200-4-100	Title III	41,446.39	43,218.59	80,885.33
002-0000-5462-1000-46201-4-100	Title III Immigrant	1,489.78	1,732.50	3,323.53
OBJECT 5462 TOTAL	Title III	77,906.68	80,776.37	110,973.15
001-0000-5463-1000-46300-4-100	Homeless Children Youth	28,364.00	103,548.72	62,602.00
002-0000-5463-1000-46300-4-100	Homeless Children Youth	33,791.73	60,467.14	84,336.77
OBJECT 5463 TOTAL	Homeless Children Youth	62,155.73	164,015.86	146,938.77
001-0000-5465-1000-46500-4-100	Title II Part A ESEA	0.00	107,014.31	33,141.00
002-0000-5465-1000-46500-4-100	Title II Part A ESEA	121,446.26	131,392.57	163,667.50
OBJECT 5465 TOTAL	Title II Part A ESEA	121,446.26	238,406.88	196,808.50
001-0000-5472-1000-47201-4-100	School Age Community Afterschool Grant	80,612.51	0.00	0.00
OBJECT 5472 TOTAL	Child Dev Fund Grant	80,612.51	0.00	0.00
001-0000-5492-1000-49201-4-100	Title VIB Rural Education	0.00	72,308.23	68,000.00
002-0000-5492-1000-49201-4-100	Title VIB Rural Education	64,501.73	74,095.24	67,614.20
OBJECT 5492 TOTAL	Title VIB Rural Education	64,501.73	146,403.47	135,614.20
001-0000-5497-1000-00000-1-100	Other Federal Revenue	317.41	7,654.49	325.00
001-0000-5497-1000-00022-4-100	MO Dept Health Senior Services Contract	5,500.00	0.00	0.00
002-0000-5497-1000-00000-4-100	Other Federal Revenue	0.00	630.56	0.00
OBJECT 5497 TOTAL	Other Federal Revenue	5,817.41	8,285.05	325.00
004-0000-5631-1000-00000-1-100	Insurance Recovery	0.00	0.00	3,615.00
OBJECT 5631 TOTAL	Insurance Recovery	0.00	0.00	3,615.00
001-0000-5651-1000-00000-1-100	Sale of Other Property	1,493.84	3,896.01	234.85
004-0000-5651-1000-00000-1-100	Property Sales	0.00	250,000.00	250,000.00
OBJECT 5651 TOTAL	Property Sales	1,493.84	253,896.01	250,234.85
002-0000-5811-1000-00000-1-100	Tuition Other Districts	180,471.41	448,476.81	438,435.28

3 YEAR REVENUE COMPARISON 2017-18 2016-17 2015-16

Account Code	Account Description	YTD Activity	1St Prior Year Actual	2Nd Prior Year Actual
OBJECT 5811 TOTAL	Tuition Other Districts	180,471.41	448,476.81	438,435.28
001-0000-5831-1000-12000-1-008	Sp Ed Cooperative	396.50	0.00	0.00
002-0000-5831-1000-12000-1-008	Sp Ed Cooperative	155,213.05	156,231.10	239,297.18
002-0000-5831-1000-32400-1-100	PAT Contracted Educational Services	69,227.70	57,737.05	43,201.54
OBJECT 5831 TOTAL	Contr Educ Services	224,837.25	213,968.15	282,498.72

3 YEAR EXPENDITURE COMPARISON 2017-18 2016-17 2015-16

Account Code	Account Description	YTD Activity	1St Prior Year Actual	2Nd Prior Year Actual
GRAND TOTAL		50,785,404.19	50,869,763.75	48,844,579.72
002-1111-6111-4020-00000-1-100	Elem Certified Salaries Full Time HH	1,138,227.51	1,126,660.11	998,521.06
002-1111-6111-4030-00000-1-100	Elem Certified Salaries Full Time PKV	1,014,356.92	1,012,771.81	955,967.86
002-1111-6111-4040-00000-1-100	Elem Certified Salaries Full Time HM	730,303.84	708,196.25	695,354.05
002-1111-6111-4050-00000-1-100	Elem Certified Salaries Full Time SKY	1,071,357.96	1,069,327.82	1,020,368.13
002-1111-6111-5020-00000-1-100	Elem Certified Salaries Full Time WASH	666,882.99	650,989.72	617,791.26
002-1111-6121-1000-00000-1-100	Elem Certified Sub Part Time Salaries	1,203.50	632.49	1,818.85
002-1111-6121-4020-00000-1-100	Elem Certified Sub Part Time Salaries HH	33,391.40	34,860.83	43,658.15
002-1111-6121-4030-00000-1-100	Elem Certified Sub Part Time Salaries PKV	83,057.17	87,626.10	77,294.72
002-1111-6121-4040-00000-1-100	Elem Certified Sub Part Time Salaries HM	9,961.25	16,007.49	16,404.09
002-1111-6121-4040-00070-1-100	Elem Certified Sub Part Time Coll Work Grant	733.19	0.00	0.00
002-1111-6121-4050-00000-1-100	Elem Certified Sub Part Time Salaries SKY	23,106.16	29,372.81	29,660.34
002-1111-6121-5020-00000-1-100	Elem Certified Sub Part Time Salaries WASH	16,840.31	12,304.94	8,292.76
002-1111-6131-4020-00000-1-100	Elem Certified Supplemental Pay HH	2,503.67	2,350.00	2,594.03
002-1111-6131-4020-00070-1-100	Elem Certified Supplemental Pay HH Coll Work	0.00	1,500.00	1,500.00
002-1111-6131-4030-00000-1-100	Elem Certified Supplemental Pay PKV	2,766.25	1,963.75	3,041.29
002-1111-6131-4030-00032-1-100	Elem Certified Supplemental Pay PKV PLTW	320.00	3,020.00	0.00
002-1111-6131-4030-00070-1-100	Elem Certified Supplemental Pay PKV Coll Work	0.00	1,500.00	1,500.00
002-1111-6131-4040-00000-1-100	Elem Certified Supplemental Pay HM	1,329.87	1,832.50	1,969.92
002-1111-6131-4040-00070-1-100	Elem Certified Supplemental Coll Work Grant	111.88	1,500.00	2,970.00
002-1111-6131-4050-00000-1-100	Elem Certified Supplemental Pay SKY	1,439.92	2,290.00	2,434.92
002-1111-6131-4050-00032-1-100	Elem Certified Supplemental Pay SKY PLTW STEM	0.00	1,935.00	0.00
002-1111-6131-4050-00070-1-100	Elem Certified Supplemental Pay SKY Coll Work	0.00	0.00	1,500.00
002-1111-6131-5020-00000-1-100	Elem Certified Supplemental Pay WASH	1,916.22	1,167.50	2,821.17
002-1111-6131-5020-00070-1-100	Elem Certified Supplemental Pay WASH Coll Wor	0.00	1,500.00	1,500.00
002-1111-6141-1000-00000-1-100	Elem Cert Unused Leave/Severance	25,025.00	24,737.50	34,007.50
002-1111-6141-4020-00000-1-100	Elem Cert Unused Leave/Severance HH	4,000.00	4,502.50	2,342.50
002-1111-6141-4030-00000-1-100	Elem Cert Unused Leave/Severance PKV	5,057.50	3,347.50	6,012.50
002-1111-6141-4040-00000-1-100	Elem Cert Unused Leave/Severance HM	2,430.00	2,542.50	1,915.00
002-1111-6141-4050-00000-1-100	Elem Cert Unused Leave/Severance SKY	7,115.00	2,570.00	1,900.00
002-1111-6141-5020-00000-1-100	Elem Cert Unused Leave/Severance WASH	3,725.00	2,850.00	1,775.00
001-1111-6151-4040-00000-1-100	Elem Classified Salaries Full Time HM	0.00	0.00	12,094.11
002-1111-6151-1000-00000-1-100	Elem Classified Salaries Full Time CO	35,177.00	34,750.00	0.00
002-1111-6151-4020-00000-1-100	Elem Classified Salaries Full Time HH	41,277.19	40,890.20	39,666.92
002-1111-6151-4030-00000-1-100	Elem Classified Salaries Full Time PKV	36,916.82	35,490.17	34,173.09
002-1111-6151-4040-00000-1-100	Elem Classified Salaries Full Time HM	35,050.45	34,276.28	41,850.11
002-1111-6151-4050-00000-1-100	Elem Classified Salaries Full Time SKY	34,436.06	34,707.43	32,705.42
002-1111-6151-5020-00000-1-100	Elem Classified Salaries Full Time WASH	33,922.64	34,360.29	40,756.47
002-1111-6151-7500-00000-1-100	Elem Classified Salaries Full Time PCEC	5,486.28	5,474.01	2,909.06
001-1111-6161-4020-00000-1-100	Elem Classified Salary Part Time HH	0.00	310.06	61.20
001-1111-6161-4030-00000-1-100	Elem Classified Salary Part Time PKV	572.55	0.00	0.00
001-1111-6161-4040-00000-1-100	Elem Classified Salary Part Time HM	0.00	82.00	0.00
001-1111-6161-4050-00000-1-100	Elem Classified Salary Part Time SKY	74.31	0.00	0.00
001-1111-6161-5020-00000-1-100	Elem Classified Salary Part Time WASH	184.50	927.48	0.00
002-1111-6161-4020-00000-1-100	Elem Classified Salary Part Time HH	2,056.76	1,243.34	1,358.52
002-1111-6161-4030-00000-1-100	Elem Classified Salary Part Time PKV	820.00	889.89	612.59
002-1111-6161-4040-00000-1-100	Elem Classified Salary Part Time HM	19,149.89	18,563.11	20,245.62
002-1111-6161-4050-00000-1-100	Elem Classified Salary Part Time SKY	1,530.49	698.94	326.07
002-1111-6161-5020-00000-1-100	Elem Classified Salary Part Time WASH	9,903.47	10,700.35	9,251.12
001-1111-6171-1000-00000-1-100	Elem Classified Unused Leave/Severance	2,572.50	385.00	1,213.80
002-1111-6171-1000-00000-1-100	Elem Classified Unused Leave/Severance	1,622.50	1,715.00	1,810.00
002-1111-6211-1000-00000-1-100	Elem PSRS Retirement	2.13	2.13	0.00
002-1111-6211-4020-00000-1-100	Elem PSRS Retirement HH	188,979.74	186,801.31	165,915.33
002-1111-6211-4020-00070-1-100	Elem PSRS Retirement HH Coll Work Grant	0.00	217.50	217.50
002-1111-6211-4030-00000-1-100	Elem PSRS Retirement PKV	177,152.75	176,031.25	164,874.76
002-1111-6211-4030-00032-1-100	Elem PSRS Retirement PKV PLTW	46.40	437.90	0.00
002-1111-6211-4030-00070-1-100	Elem PSRS Retirement PKV Coll Work Grant	0.00	217.50	217.50
002-1111-6211-4040-00000-1-100	Elem PSRS Retirement HM	122,030.07	117,445.14	114,863.86
002-1111-6211-4040-00070-1-100	Elem PSRS Retirement HM Coll Work Grant	0.00	217.50	430.65
002-1111-6211-4050-00000-1-100	Elem PSRS Retirement SKY	179,595.33	178,304.32	169,580.92
002-1111-6211-4050-00032-1-100	Elem PSRS Retirement SKY PLTW	0.00	280.59	0.00
002-1111-6211-4050-00070-1-100	Elem PSRS Retirement SKY Coll Work Grant	0.00	0.00	217.50

3 YEAR EXPENDITURE COMPARISON 2017-18 2016-17 2015-16

Account Code	Account Description	YTD Activity	1St Prior Year Actual	2Nd Prior Year Actual
002-1111-6211-5020-00000-1-100	Elem PSRS Retirement WASH	112,605.76	108,639.64	102,041.61
002-1111-6211-5020-00070-1-100	Elem PSRS Retirement WASH Coll Work Grant	0.00	217.50	217.50
001-1111-6221-1000-00000-1-100	Elem PEERS Retirement	2,851.56	2,835.26	0.00
001-1111-6221-4020-00000-1-100	Elem PEERS Retirement HH	3,712.31	3,635.29	3,523.68
001-1111-6221-4030-00000-1-100	Elem PEERS Retirement PKV	3,412.39	3,264.80	3,146.83
001-1111-6221-4040-00000-1-100	Elem PEERS Retirement HM	3,232.23	3,177.93	3,829.62
001-1111-6221-4040-00070-1-100	Non Teacher Retirement	7.67	0.00	0.00
001-1111-6221-4050-00000-1-100	Elem PEERS Retirement SKY	3,212.47	3,481.23	3,079.49
001-1111-6221-5020-00000-1-100	Elem PEERS Retirement WASH	3,222.44	3,205.01	3,754.65
001-1111-6221-7500-00000-1-100	Elem PEERS Retirement PCEC	464.01	458.17	244.25
001-1111-6231-1000-00000-1-100	Elem OASDI	159.50	23.87	75.26
001-1111-6231-4020-00000-1-100	Elem OASDI HH	0.00	19.22	3.80
001-1111-6231-4030-00000-1-100	Elem OASDI PKV	35.50	0.00	0.00
001-1111-6231-4040-00000-1-100	Elem OASDI HM	0.00	5.08	0.00
001-1111-6231-4050-00000-1-100	Elem OASDI SKY	4.61	0.00	0.00
001-1111-6231-5020-00000-1-100	Elem OASDI WASH	11.44	57.51	0.00
002-1111-6231-1000-00000-1-100	Elem OASDI	2,353.53	2,331.26	248.34
002-1111-6231-4020-00000-1-100	Elem OASDI HH	4,339.11	4,254.67	4,777.72
002-1111-6231-4030-00000-1-100	Elem OASDI PKV	5,284.29	4,480.07	4,469.38
002-1111-6231-4040-00000-1-100	Elem OASDI HM	3,938.81	4,227.75	4,827.07
002-1111-6231-4040-00070-1-100	Elem OASDI HM Coll Work Grant	52.38	0.00	0.00
002-1111-6231-4050-00000-1-100	Elem OASDI SKY	3,627.76	4,115.18	3,849.13
002-1111-6231-5020-00000-1-100	Elem OASDI WASH	3,520.35	3,332.75	3,394.08
002-1111-6231-7500-00000-1-100	Elem OASDI PCEC	276.88	277.42	150.74
001-1111-6232-1000-00000-1-100	Elem Medicare	37.30	5.58	17.60
001-1111-6232-4020-00000-1-100	Elem Medicare HH	0.00	4.51	0.88
001-1111-6232-4030-00000-1-100	Elem Medicare PKV	8.30	0.00	0.00
001-1111-6232-4040-00000-1-100	Elem Medicare HM	0.00	1.19	0.00
001-1111-6232-4050-00000-1-100	Elem Medicare SKY	1.08	0.00	0.00
001-1111-6232-5020-00000-1-100	Elem Medicare WASH	2.68	13.45	0.00
002-1111-6232-1000-00000-1-100	Elem Medicare	899.74	891.09	545.87
002-1111-6232-4020-00000-1-100	Elem Medicare HH	16,649.39	16,386.08	14,901.30
002-1111-6232-4020-00070-1-100	Elem Medicare HH Coll Work Grant	0.00	21.75	21.75
002-1111-6232-4030-00000-1-100	Elem Medicare PKV	16,413.59	16,171.35	15,187.60
002-1111-6232-4030-00032-1-100	Elem Medicare PKV PLTW	4.64	43.80	0.00
002-1111-6232-4030-00070-1-100	Elem Medicare PKV Coll Work Grant	0.00	21.75	21.75
002-1111-6232-4040-00000-1-100	Elem Medicare HM	11,084.29	10,861.93	10,939.02
002-1111-6232-4040-00070-1-100	Elem Medicare HM Coll Work Grant	12.25	21.75	43.07
002-1111-6232-4050-00000-1-100	Elem Medicare SKY	15,831.80	16,017.14	15,273.63
002-1111-6232-4050-00032-1-100	Elem Medicare SKY PLTW	0.00	28.14	0.00
002-1111-6232-4050-00070-1-100	Elem Medicare SKY Coll Work Grant	0.00	0.00	21.75
002-1111-6232-5020-00000-1-100	Elem Medicare WASH	10,293.83	9,890.81	9,503.29
002-1111-6232-5020-00070-1-100	Elem Medicare WASH Coll Work Grant	0.00	21.75	21.75
002-1111-6232-7500-00000-1-100	Elem Medicare PCEC	64.73	64.88	35.25
001-1111-6241-4040-00000-1-100	Elem Employee Insurance Non Certified HM	0.00	0.00	358,402.39
002-1111-6241-1000-00000-1-100	Elem Employee Insurance	6,408.51	6,597.87	0.00
002-1111-6241-4020-00000-1-100	Elem Employee Insurance HH	175,410.51	172,020.76	156,005.45
002-1111-6241-4030-00000-1-100	Elem Employee Insurance PKV	182,869.29	166,448.85	156,114.70
002-1111-6241-4040-00000-1-100	Elem Employee Insurance HM	122,342.95	112,287.49	-226,743.30
002-1111-6241-4050-00000-1-100	Elem Employee Insurance SKY	178,671.86	174,361.21	302,950.74
002-1111-6241-5020-00000-1-100	Elem Employee Insurance WASH	121,210.50	109,780.51	97,487.85
002-1111-6241-7500-00000-1-100	Elem Employee Insurance PCEC	1,281.57	1,208.68	654.05
002-1111-6311-1000-00000-1-100	Elem Purch Instr Tuition Fellowship Program	0.00	0.00	38,120.00
001-1111-6313-4030-00032-1-100	Elem Pupil Services Non Payroll PKV PLTW	0.00	750.00	0.00
001-1111-6313-4050-00032-1-100	Elem Pupil Services Non Payroll SKY PLTW	0.00	750.00	0.00
001-1111-6337-4030-00000-1-100	Elem Technology Related Repairs & Maint PKV	123.00	0.00	0.00
001-1111-6343-1000-00000-1-100	Elem Travel Chase Johnson	530.00	259.94	0.00
001-1111-6343-4020-00070-1-100	Elem Travel HH Coll Work Grant	0.00	0.00	194.36
001-1111-6343-4040-00032-1-100	PLTW Travel HM	0.00	299.00	2,294.29
001-1111-6343-5020-00070-1-100	Elem Travel WASH Coll Work Grant	0.00	0.00	32.20
001-1111-6411-1000-00000-1-100	Elem Supplies	13,757.90	0.00	0.00
001-1111-6411-1000-00013-1-100	Foundation Mini Grants Supplies	17,785.73	9,436.08	7,626.04

3 YEAR EXPENDITURE COMPARISON 2017-18 2016-17 2015-16

Account Code	Account Description	YTD Activity	1St Prior Year Actual	2Nd Prior Year Actual
001-1111-6411-4020-00000-1-100	Elem Supplies HH	50,629.57	50,756.33	47,631.67
001-1111-6411-4030-00000-1-100	Elem Supplies PKV	46,921.94	84,726.34	85,350.06
001-1111-6411-4040-00000-1-100	Elem Supplies HM	25,440.69	41,034.31	40,916.37
001-1111-6411-4040-00032-1-100	PLTW STEM Supplies HM	0.00	17,220.00	17,220.00
001-1111-6411-4050-00000-1-100	Elem Supplies SKY	36,612.02	40,443.95	40,638.85
001-1111-6411-5020-00000-1-100	Elem Supplies WASH	20,749.26	23,296.28	23,315.86
001-1111-6412-1000-00000-1-100	Elem Instructional Tech Supplies	26,660.00	0.00	0.00
001-1111-6412-4020-00000-1-100	Elem Instructional Tech Supplies HH	12,962.82	0.00	0.00
001-1111-6412-4030-00000-1-100	Elem Instructional Tech Supplies PKV	35,222.81	0.00	0.00
001-1111-6412-4040-00000-1-100	Elem Instructional Tech Supplies HM	14,329.47	0.00	0.00
001-1111-6412-4050-00000-1-100	Elem Instructional Tech Supplies SKY	17,275.37	0.00	0.00
001-1111-6412-5020-00000-1-100	Elem Instructional Tech Supplies WASH	12,727.17	0.00	0.00
001-1111-6431-1000-00000-1-100	Elem Textbooks	115,404.77	246,289.99	323,699.75
001-1111-6431-1000-00032-1-100	Elem Textbooks PLTW	0.00	56,719.06	0.00
001-1111-6431-4020-00000-1-100	Elem Textbooks HH	14,116.14	28,573.17	29,102.14
001-1111-6431-4030-00000-1-100	Elem Textbooks PKV	486.41	700.00	700.00
001-1111-6431-4040-00000-1-100	Elem Textbooks HM	10,996.50	10,874.00	10,874.00
001-1111-6431-4050-00000-1-100	Elem Textbooks SKY	24,699.80	29,089.57	29,175.71
001-1111-6431-5020-00000-1-100	Elem Textbooks WASH	8,832.90	18,364.13	18,117.71
004-1111-6542-4040-00000-1-100	Elem Equipment Classroom Instr Apparatus HM	0.00	8,981.94	4,420.96
004-1111-6543-4030-00000-1-100	Elem Instructional Tech Hardware PKV	3,248.95	0.00	0.00
004-1111-6543-4040-00000-1-100	Elem Instructional Tech Hardware HM	1,549.00	0.00	0.00
004-1111-6543-4050-00000-1-100	Elem Instructional Tech Hardware SKY	1,490.00	0.00	0.00
004-1111-6544-4030-00000-1-100	Elem Technology Software PKV	0.00	2,581.32	2,932.43
004-1111-6544-4040-00032-1-100	PLTW Technology Software HM	0.00	2,800.00	2,799.95
FUNCTION 1111 TOTAL	Elementary School	7,304,098.37	7,364,435.15	7,168,469.11
002-1131-6111-2000-00000-1-100	JH Certified Salaries Full Time	2,229,044.91	2,149,619.82	2,124,769.59
002-1131-6111-3000-00000-1-100	MS Certified Salaries Full Time	971,751.32	893,725.78	805,408.93
002-1131-6121-1000-00000-1-100	MS Certified Sub Part Time Salaries District	23,855.37	22,042.22	23,454.34
002-1131-6121-2000-00000-1-100	JH Certified Sub Part Time Salaries	58,085.98	51,081.68	42,595.17
002-1131-6121-2000-00019-1-100	JH Certified Sub Part Time Salaries JROTC	0.00	1,101.12	0.00
002-1131-6121-3000-00000-1-100	MS Certified Sub Part Time Salaries	28,254.41	21,897.92	35,687.69
002-1131-6131-2000-00000-1-100	JH Certified Supplemental Pay	83,131.21	78,295.11	90,145.51
002-1131-6131-2000-00029-1-100	JH Certified Supplemental Pay TOP Grant	3,674.64	0.00	0.00
002-1131-6131-2000-00070-1-100	JH Certified Supplemental Pay Coll Work Grant	0.00	1,500.00	1,500.00
002-1131-6131-3000-00000-1-100	MS Certified Supplemental Pay	7,209.02	6,868.11	12,587.50
002-1131-6131-3000-00070-1-100	MS Certified Supplemental Pay Coll Work Grant	0.00	1,500.00	1,500.00
002-1131-6141-1000-00000-1-100	MS/JH Cert Unused Leave/Severance	5,317.50	4,855.00	7,627.50
002-1131-6141-2000-00000-1-100	JH Cert Unused Leave/Severance	17,630.00	8,600.00	10,975.00
002-1131-6141-3000-00000-1-100	MS Cert Unused Leave/Severance	7,460.00	4,400.00	5,877.50
002-1131-6151-2000-00000-1-100	JH Classified Salaries Full Time	63,687.40	62,082.35	61,782.30
002-1131-6151-3000-00000-1-100	MS Classified Salaries Full Time	23,740.48	25,534.36	27,642.66
001-1131-6161-2000-00000-1-100	JH Classified Salary Part Time	555.50	3,264.85	2,969.49
001-1131-6161-3000-00000-1-100	MS Classified Salary Part Time	3,469.35	3,370.96	3,257.79
002-1131-6161-2000-00000-1-100	JH Classified Salary Part Time	155.25	0.00	1,555.48
002-1131-6161-3000-00000-1-100	MS Classified Salary Part Time	1,930.45	1,147.16	153.76
001-1131-6171-3000-00000-1-100	MS Classified Unused Leave/Severance	227.50	70.00	0.00
002-1131-6171-1000-00000-1-100	MS Classified Unused Leave/Severance	0.00	0.00	280.00
002-1131-6171-2000-00000-1-100	JH Classified Unused Leave/Severance	17.50	17.50	0.00
002-1131-6211-2000-00000-1-100	JH PSRS Retirement	386,385.98	363,267.27	359,877.93
002-1131-6211-2000-00019-1-100	JH PSRS Retirement JROTC	0.00	159.67	0.00
002-1131-6211-2000-00029-1-100	JH PSRS Retirement TOP Grant	532.82	0.00	0.00
002-1131-6211-2000-00070-1-100	JH PSRS Retirement Coll Work Grant	0.00	217.50	217.50
002-1131-6211-3000-00000-1-100	MS PSRS Retirement	162,197.77	149,135.95	134,477.82
002-1131-6211-3000-00070-1-100	MS PSRS Retirement Coll Work Grant	0.00	217.50	217.50
001-1131-6221-2000-00000-1-100	JH PEERS Retirement	2,632.23	5,011.04	4,922.48
001-1131-6221-3000-00000-1-100	MS PEERS Retirement	2,073.56	2,164.95	2,394.68
001-1131-6231-2000-00000-1-100	JH OASDI	34.44	202.43	184.11
001-1131-6231-3000-00000-1-100	MS OASDI	229.21	213.32	201.97
002-1131-6231-1000-00000-1-100	MS/JH OASDI	1,479.04	1,389.87	1,471.53
002-1131-6231-2000-00000-1-100	JH OASDI	8,098.13	10,261.80	9,174.16
002-1131-6231-3000-00000-1-100	MS OASDI	3,239.07	2,885.20	3,849.99

3 YEAR EXPENDITURE COMPARISON 2017-18 2016-17 2015-16

Account Code	Account Description	YTD Activity	1St Prior Year Actual	2Nd Prior Year Actual
001-1131-6232-2000-00000-1-100	JH Medicare	8.05	47.34	43.05
001-1131-6232-3000-00000-1-100	MS Medicare	53.61	49.90	47.26
002-1131-6232-1000-00000-1-100	MS/JH Medicare	423.02	390.06	454.76
002-1131-6232-2000-00000-1-100	JH Medicare	34,715.82	33,507.16	32,952.63
002-1131-6232-2000-00019-1-100	JH Medicare JROTC	0.00	15.96	0.00
002-1131-6232-2000-00029-1-100	JH Medicare TOP Grant	53.29	0.00	0.00
002-1131-6232-2000-00070-1-100	JH Medicare Coll Work Grant	0.00	21.75	21.75
002-1131-6232-3000-00000-1-100	MS Medicare	14,653.32	13,526.27	12,433.71
002-1131-6232-3000-00070-1-100	MS Medicare Coll Work Grant	0.00	21.75	21.75
002-1131-6241-2000-00000-1-100	JH Employee Insurance	347,377.83	341,355.96	301,909.54
002-1131-6241-3000-00000-1-100	MS Employee Insurance	145,442.33	132,607.08	115,067.47
001-1131-6319-3000-00000-1-100	MS Other Professional Services	110.00	0.00	0.00
001-1131-6332-1000-00000-1-100	MS/JH Repair & Maint Music Piano	875.00	0.00	0.00
001-1131-6343-2000-00000-1-100	JH Travel	1,632.57	697.12	1,982.27
001-1131-6343-2000-00032-1-100	PLTW Travel JH	0.00	0.00	4,531.56
001-1131-6343-2000-00070-1-100	JH Travel Coll Work Grant	0.00	0.00	142.09
001-1131-6343-2000-00703-1-100	JH Travel Instrumental Music	60.00	0.00	0.00
001-1131-6343-2000-00707-1-100	JH Travel Vocal	396.00	0.00	0.00
001-1131-6343-3000-00000-1-100	MS Travel	2,160.60	0.00	0.00
001-1131-6343-3000-00070-1-100	MS Travel Coll Work Grant	0.00	0.00	55.76
001-1131-6343-3000-00707-1-100	MS Travel Vocal	96.00	0.00	0.00
001-1131-6371-2000-00508-1-100	JH Dues & Membership NJHS	385.00	0.00	0.00
001-1131-6371-2000-00715-1-100	JH Dues & Membership Speech	95.00	0.00	0.00
001-1131-6411-1000-00000-1-100	JH Supplies	2,932.65	2,839.00	3,946.00
001-1131-6411-2000-00032-1-100	PLTW Supplies JH	0.00	1,775.00	1,719.79
001-1131-6411-2000-00508-1-100	JH Supplies NJHS	37.06	428.58	414.56
001-1131-6411-2000-00703-1-100	JH Supplies Instrumental Music	7,200.79	8,891.11	2,182.29
001-1131-6411-2000-00706-1-100	JH Supplies Industrial Art	1,371.11	1,252.93	1,363.87
001-1131-6411-2000-00707-1-100	JH Supplies Vocal	2,376.00	2,772.00	2,061.54
001-1131-6411-2000-00708-1-100	JH Supplies Social Studies	180.67	567.00	566.86
001-1131-6411-2000-00709-1-100	JH Supplies Math	1,189.99	1,190.00	1,190.00
001-1131-6411-2000-00712-1-100	JH Supplies Orchestra	1,500.00	0.00	0.00
001-1131-6411-2000-00713-1-100	JH Supplies Science	3,997.48	3,383.28	3,467.20
001-1131-6411-2000-00714-1-100	JH Supplies Home Ec	1,153.47	656.11	1,264.96
001-1131-6411-2000-00715-1-100	JH Supplies Speech	917.63	935.69	1,046.00
001-1131-6411-2000-00716-1-100	JH Supplies Health	1,905.00	1,905.00	1,905.00
001-1131-6411-2000-00718-1-100	JH Supplies PE	1,256.00	1,256.00	1,255.67
001-1131-6411-2000-00719-1-100	JH Supplies Lang Arts	1,630.79	1,631.00	1,637.00
001-1131-6411-2000-00724-1-100	JH Supplies Reading	149.22	294.00	291.52
001-1131-6411-2000-00726-1-100	JH Supplies Misc	85,758.07	90,533.64	73,407.47
001-1131-6411-2000-00727-1-100	JH Supplies Business Ed	468.99	1,700.00	1,700.00
001-1131-6411-2000-00729-1-100	JH Supplies Foreign Lang	179.21	319.00	319.00
001-1131-6411-2000-00744-1-100	JH Supplies Art	1,204.91	1,594.00	1,553.08
001-1131-6411-3000-00000-1-100	MS Supplies	0.00	0.00	63.82
001-1131-6411-3000-00703-1-100	MS Supplies Music	110.00	397.11	399.98
001-1131-6411-3000-00707-1-100	MS Supplies Vocal	81.69	150.34	289.74
001-1131-6411-3000-00708-1-100	MS Supplies Social Studies	182.54	258.57	264.69
001-1131-6411-3000-00709-1-100	MS Supplies Math	373.84	361.62	376.59
001-1131-6411-3000-00713-1-100	MS Supplies Science	1,347.79	1,366.84	1,376.72
001-1131-6411-3000-00716-1-100	MS Supplies Health	128.56	122.97	128.33
001-1131-6411-3000-00718-1-100	MS Supplies PE	545.08	536.78	555.55
001-1131-6411-3000-00726-1-100	MS Supplies Misc	31,598.87	54,803.31	50,664.81
001-1131-6411-3000-00744-1-100	MS Supplies Art	518.58	462.97	525.13
001-1131-6412-2000-00000-1-100	JH Instructional Tech Supplies	102,229.39	0.00	0.00
001-1131-6412-3000-00000-1-100	MS Instructional Tech Supplies	19,724.07	0.00	0.00
001-1131-6431-1000-00000-1-100	MS/JH Textbooks	153,508.13	0.00	0.00
001-1131-6431-2000-00000-1-100	JH Textbooks	9,224.24	69,891.00	69,891.00
001-1131-6431-3000-00000-1-100	MS Textbooks	31.01	2,153.11	2,153.11
004-1131-6541-2000-00703-1-100	JH New Equip Replace Musical Instruments	1,549.00	0.00	0.00
004-1131-6543-2000-00000-1-100	JH Instructional Tech Hardware	3,098.00	0.00	0.00
004-1131-6543-3000-00000-1-100	MS Instructional Tech Hardware	1,549.00	0.00	0.00
004-1131-6544-2000-00032-1-100	PLTW Technology Software JH	0.00	1,099.00	0.00

3 YEAR EXPENDITURE COMPARISON 2017-18 2016-17 2015-16

Account Code	Account Description	YTD Activity	1St Prior Year Actual	2Nd Prior Year Actual
001-1151-6343-1050-00600-1-100	HS Travel Athletics Misc	1,013.28	0.00	0.00
001-1151-6343-1050-00703-1-100	HS Travel Instr Music	1,644.14	0.00	0.00
001-1151-6343-1050-00707-1-100	HS Travel Vocal	3,332.00	0.00	0.00
001-1151-6343-1050-00715-1-100	HS Travel Speech	119.00	0.00	0.00
001-1151-6343-1050-01080-1-108	HS Travel WHIT	107.34	0.00	0.00
001-1151-6371-1050-00502-1-100	HS Dues & Memberships Drama	95.00	0.00	0.00
001-1151-6371-1050-00703-1-100	HS Dues & Membership Instr Music	40.00	0.00	0.00
001-1151-6411-1000-00000-1-100	HS Supplies	456.00	913.00	2,968.00
001-1151-6411-1050-00015-1-100	HS Supplies Link Crew	4,331.63	0.00	0.00
001-1151-6411-1050-00019-1-100	HS Supplies JROTC	2,125.50	2,828.00	2,828.00
001-1151-6411-1050-00020-1-100	HS Supplies Heckart Center	1,353.20	1,374.80	1,321.91
001-1151-6411-1050-00502-1-100	HS Supplies Drama	2,457.26	2,493.12	7,416.02
001-1151-6411-1050-00521-1-100	HS Supplies Upward Bound	245.86	401.00	401.00
001-1151-6411-1050-00600-1-100	HS Supplies Athletics Misc	2,216.72	3,177.19	3,230.00
001-1151-6411-1050-00703-1-100	HS Supplies Instr Music	2,095.86	6,248.77	6,245.90
001-1151-6411-1050-00706-1-100	HS Supplies Industrial Art	3,408.87	3,457.53	3,468.54
001-1151-6411-1050-00707-1-100	HS Supplies Vocal	9,424.00	12,550.00	5,950.00
001-1151-6411-1050-00708-1-100	HS Supplies Social Studies	935.42	1,499.99	711.19
001-1151-6411-1050-00709-1-100	HS Supplies Math	3,986.90	3,953.89	1,340.84
001-1151-6411-1050-00712-1-100	HS Supplies Orchestra	1,373.26	0.00	0.00
001-1151-6411-1050-00713-1-100	HS Supplies Science	10,251.76	10,319.88	6,226.57
001-1151-6411-1050-00715-1-100	HS Supplies Speech	277.91	412.18	222.82
001-1151-6411-1050-00716-1-100	HS Supplies Health	0.00	404.99	382.73
001-1151-6411-1050-00718-1-100	HS Supplies PE	1,895.84	1,911.99	1,776.22
001-1151-6411-1050-00719-1-100	HS Supplies Language Arts	2,153.21	2,499.99	652.35
001-1151-6411-1050-00721-1-100	HS Supplies Hall of Fame	6,019.27	10,000.00	8,599.36
001-1151-6411-1050-00726-1-100	HS Supplies Misc	104,355.83	136,998.33	147,890.41
001-1151-6411-1050-00727-1-100	HS Supplies Business Ed	1,543.20	1,444.12	1,700.00
001-1151-6411-1050-00729-1-100	HS Supplies Foreign Lang	952.62	920.30	955.98
001-1151-6411-1050-00744-1-100	HS Supplies Art Sparks	1,997.58	1,952.02	1,764.00
001-1151-6411-1050-00745-1-100	HS Supplies Art Heimsoth	1,999.94	1,997.66	1,982.97
001-1151-6411-1050-00746-1-100	HS Supplies Art Shukers	1,992.02	1,991.69	1,971.81
001-1151-6411-1050-01080-1-108	HS Supplies WHIT	12,747.87	11,856.55	10,047.61
001-1151-6412-1050-00000-1-100	HS Instructional Tech Supplies	62,279.07	0.00	0.00
001-1151-6412-1050-01080-1-108	HS Instructional Tech Supplies WHIT	81.97	0.00	0.00
001-1151-6431-1000-00000-1-100	HS Textbooks	142,879.28	0.00	0.00
001-1151-6431-1050-00000-1-100	HS Textbooks	18,880.02	72,110.00	71,979.38
001-1151-6431-1050-01080-1-108	HS Textbooks WHIT	0.00	808.68	931.00
004-1151-6541-1050-00000-1-100	HS-Stadium New Equipment	12,441.20	32,698.71	6,590.78
004-1151-6541-1050-00703-1-100	HS New Equipment Replace Musical Instruments	4,899.00	4,800.00	4,899.85
004-1151-6541-1050-00869-1-100	HS 9th Grade New Equipment	19,339.45	53,891.96	26,632.31
004-1151-6543-1050-00000-1-100	HS Instructional Tech Hardware	15,310.29	0.00	0.00
004-1151-6543-1050-01080-1-108	HS Instructional Tech Hardware WHIT	1,987.96	1,120.51	912.97
FUNCTION 1151 TOTAL	High School	5,092,492.04	5,076,633.92	4,850,213.41
002-1191-6121-1000-00000-1-100	SS Certified Sub Part Time Salaries	66,837.60	66,384.55	73,632.50
002-1191-6121-1050-00000-1-100	SS Certified Sub Part Time Salaries HS	22,407.30	21,585.00	14,942.50
001-1191-6161-1000-00000-1-100	SS Classified Salary Part Time	1,257.23	4,288.79	0.00
001-1191-6161-1050-00000-1-100	SS Classified Salary Part Time HS	2,008.68	0.00	0.00
001-1191-6211-1000-00000-1-100	SS PSRS Retirement	0.00	266.44	0.00
002-1191-6211-1000-00000-1-100	SS PSRS Retirement	9,661.84	9,355.14	10,676.75
002-1191-6211-1050-00000-1-100	SS PSRS Retirement HS	3,249.09	2,903.62	2,103.59
001-1191-6221-1000-00000-1-100	SS PEERS Retire Elem	100.33	296.25	0.00
001-1191-6221-1050-00000-1-100	SS PEERS Retirement HS	137.80	0.00	0.00
001-1191-6231-1000-00000-1-100	SS OASDI	77.95	151.98	0.00
001-1191-6231-1050-00000-1-100	SS OASDI HS	124.54	0.00	0.00
002-1191-6231-1000-00000-1-100	SS OASDI	12.72	115.77	0.00
002-1191-6231-1050-00000-1-100	SS OASDI HS	0.00	96.72	26.97
001-1191-6232-1000-00000-1-100	SS Medicare	18.23	62.20	0.00
001-1191-6232-1050-00000-1-100	SS Medicare HS	29.13	0.00	0.00
002-1191-6232-1000-00000-1-100	SS Medicare	969.23	962.65	1,067.72
002-1191-6232-1050-00000-1-100	SS Medicare HS	324.90	312.99	216.69
001-1191-6332-1050-00000-1-100	SS Repair & Maint HS	484.22	0.00	0.00

3 YEAR EXPENDITURE COMPARISON 2017-18 2016-17 2015-16

Account Code	Account Description	YTD Activity	1St Prior Year Actual	2Nd Prior Year Actual
001-1191-6351-1050-00000-1-100	SS Drivers Ed Property Insurance HS	111.00	0.00	0.00
001-1191-6411-1000-00000-1-100	SS Supplies Elem	783.69	350.96	210.60
001-1191-6411-1050-00000-1-100	SS Supplies HS	180.00	2,084.39	600.00
001-1191-6486-1000-00000-1-100	SS Bus Gasoline/Diesel	402.55	255.67	411.52
FUNCTION 1191 TOTAL	Summer School	109,178.03	109,473.12	103,888.84
002-1192-6121-1000-00000-1-100	Juvenile Detention Certified Sub Part Time	6,960.00	8,134.50	6,840.00
002-1192-6231-1000-00000-1-100	Juvenile Detention OASDI	431.52	504.34	424.08
002-1192-6232-1000-00000-1-100	Juvenile Detention Medicare	100.92	117.95	99.18
FUNCTION 1192 TOTAL	Juvenile Program	7,492.44	8,756.79	7,363.26
002-1211-6111-1000-00072-1-100	Gifted Certified Salaries Full Time	55,160.25	55,575.92	54,117.96
002-1211-6141-1000-00000-1-100	Gifted Cert Unused Leave/Severance	175.00	50.00	175.00
002-1211-6211-1000-00072-1-100	Gifted PSRS Retirement	8,924.92	8,940.29	8,698.23
002-1211-6232-1000-00000-1-100	Gifted Medicare	2.54	0.73	2.54
002-1211-6232-1000-00072-1-100	Gifted Medicare	796.43	802.44	783.84
002-1211-6241-1000-00072-1-100	Gifted Employee Insurance	6,402.03	6,092.31	5,885.34
001-1211-6343-1000-00000-1-100	Gifted Travel Sp Ed	150.00	0.00	0.00
001-1211-6411-1000-00000-1-100	Gifted Supplies Sp Ed	1,724.69	3,686.37	4,183.02
001-1211-6411-1000-00072-1-100	Gifted Special Supplies Instruction Sp Ed	1,365.23	0.00	0.00
001-1211-6412-1000-00072-1-100	Gifted Talented Instr Tech Supplies Sp Ed	1,675.80	0.00	0.00
FUNCTION 1211 TOTAL	Gifted and Talented	76,376.89	75,148.06	73,845.93
002-1221-6111-1000-12000-1-008	Sp Ed Cooperative Cert Salaries Full Time	44,203.93	129,298.02	134,419.38
002-1221-6111-1000-12210-1-700	Office of Supt Cert Salaries Full Time Sp Ed	94,132.00	92,440.00	90,185.00
002-1221-6111-1000-12210-3-700	Sp Ed Certified Salaries Full Time	115,129.64	188,161.46	183,683.44
002-1221-6111-1000-43704-3-100	Sp Ed Certified Salaries Full Time High Need	0.00	240,632.30	0.00
002-1221-6111-1000-43704-4-100	Sp Ed Certified Salaries Full Time High Need	0.00	17,700.83	0.00
002-1221-6111-1050-00037-4-100	Sp Ed Cert Salary Full Time HS Project Search	0.00	37,385.00	36,072.00
002-1221-6111-1050-12210-3-700	Sp Ed Certified Salaries Full Time HS	565,155.50	271,098.29	489,355.43
002-1221-6111-1050-44100-4-700	Sp Ed Certified Salaries Full Time HS	70,644.53	32,509.72	27,985.80
002-1221-6111-2000-12210-3-700	Sp Ed Certified Salaries Full Time JH	572,119.47	576,769.63	530,746.56
002-1221-6111-2000-44100-4-700	Sp Ed Certified Salaries Full Time JH	64,805.91	63,606.42	87,878.00
002-1221-6111-3000-12210-3-700	Sp Ed Certified Salaries Full Time SMS	253,668.66	233,008.48	254,205.63
002-1221-6111-4020-12210-3-700	Sp Ed Certified Salaries Full Time HH	183,891.33	163,419.15	128,304.04
002-1221-6111-4020-44100-4-700	Sp Ed Certified Salaries Full Time HH	64,160.40	59,330.16	62,347.20
002-1221-6111-4030-12210-3-700	Sp Ed Certified Salaries Full Time PKV	112,241.40	120,306.44	102,734.26
002-1221-6111-4030-44100-4-700	Sp Ed Certified Salaries Full Time PKV	35,504.95	36,359.00	35,632.00
002-1221-6111-4040-12210-3-700	Sp Ed Certified Salaries Full Time HM	172,118.20	167,403.40	167,077.18
002-1221-6111-4040-44100-4-700	Sp Ed Certified Salaries Full Time HM	25,937.76	27,048.72	0.00
002-1221-6111-4050-12210-3-700	Sp Ed Certified Salaries Full Time SKY	267,774.48	320,294.58	291,048.03
002-1221-6111-4050-44100-4-700	Sp Ed Certified Salaries Full Time SKY	38,464.05	38,116.29	36,693.00
002-1221-6111-5020-12210-3-700	Sp Ed Certified Salaries Full Time WASH	97,747.64	64,103.31	67,437.66
002-1221-6111-5020-44100-4-700	Sp Ed Certified Salaries Full Time WASH	31,292.16	30,558.69	29,583.00
002-1221-6121-1000-12210-1-700	Sp Ed Certified Sub Part Time Salaries	16,844.92	0.00	0.00
002-1221-6121-1000-12210-3-700	Sp Ed Certified Sub Part Time Salaries	25,088.27	54,814.51	52,846.62
002-1221-6121-2000-12210-3-700	Sp Ed Certified Sub Part Time Salaries JH	76.88	0.00	0.00
002-1221-6121-3000-12210-3-700	Sp Ed Certified Sub Part Time Salaries SMS	135.81	0.00	0.00
002-1221-6121-4030-12210-3-700	Sp Ed Certified Sub Part Time Salaries PKV	41,477.48	24,259.94	23,558.50
002-1221-6121-4050-12210-3-700	Sp Ed Certified Sub Part Time Salaries	7.50	0.00	0.00
002-1221-6121-5020-12210-3-700	Sp Ed Certified Sub Part Time Salaries WASH	8,295.52	24,470.06	23,558.50
002-1221-6131-1000-12000-1-008	Sp Ed Cooperative Certified Supplemental Pay	8,800.00	8,400.00	0.00
002-1221-6131-1000-12210-1-700	Sp Ed Certified Supplemental Pay Federal	0.00	0.00	815.00
002-1221-6131-1000-12210-3-700	Sp Ed Certified Supplemental Pay	1,807.50	1,140.00	3,667.90
002-1221-6141-1000-12210-3-700	Sp Ed Cert Unused Leave/Severance	14,695.00	18,005.00	14,890.00
001-1221-6151-1000-12000-1-008	Sp Ed Cooperative Classified Sal Full Time	114,810.00	170,246.69	168,408.84
001-1221-6151-1000-12210-1-700	Sp Ed Classified Salaries Full Time	28,779.00	25,086.42	0.00
001-1221-6151-1000-12210-3-700	Sp Ed Classified Salaries Full Time	297,909.31	164,029.58	156,879.04
001-1221-6151-1050-12210-1-700	Sp Ed Classified Salaries Full Time HS	12,637.93	18,639.02	18,479.28
001-1221-6151-1050-12210-3-700	Sp Ed Classified Salaries Full Time HS	64,545.41	60,654.29	36,940.49
001-1221-6151-1050-44100-4-700	Sp Ed Classified Salaries Full Time HS	10,212.92	17,515.54	22,194.00
001-1221-6151-2000-12210-3-700	Sp Ed Classified Salaries Full Time JH	77,899.52	50,693.85	104,576.46
001-1221-6151-2000-44100-4-700	Sp Ed Classified Salaries Full Time JH	35,843.95	32,526.11	0.00
001-1221-6151-3000-12210-3-700	Sp Ed Classified Salaries Full Time SMS	0.00	26,675.24	0.00
001-1221-6151-4020-12210-3-700	Sp Ed Classified Salaries Full Time HH	14,284.53	13,838.43	13,723.65

3 YEAR EXPENDITURE COMPARISON 2017-18 2016-17 2015-16

Account Code	Account Description	YTD Activity	1St Prior Year Actual	2Nd Prior Year Actual
001-1221-6151-4030-12210-3-700	Sp Ed Classified Salaries Full Time PKV	22,882.00	27,709.53	14,388.22
001-1221-6151-4050-12210-3-700	Sp Ed Classified Salaries Full Time SKY	44,338.49	40,102.33	82,778.30
001-1221-6151-4050-44100-4-700	Sp Ed Classified Salaries Full Time SKY	16,960.85	18,244.48	31,192.75
001-1221-6151-5020-12210-3-700	Sp Ed Classified Salaries Full Time WASH	26,947.17	30,491.67	18,145.12
001-1221-6151-5020-44100-4-700	Sp Ed Classified Salaries Full Time WASH	13,085.59	25,910.08	20,403.99
001-1221-6151-7500-00043-4-100	Sp Ed Classified Salaries Full Time PCEC SDAC	1,802.24	1,751.35	823.01
002-1221-6151-1050-12210-3-700	Sp Ed Classified Salaries Full Time HS	53,126.86	60,399.93	45,375.56
002-1221-6151-1050-44100-4-700	Sp Ed Classified Salaries Full Time HS	34,989.26	33,335.54	24,275.00
002-1221-6151-2000-12210-3-700	Sp Ed Classified Salaries Full Time JH	69,333.28	52,612.77	32,094.53
002-1221-6151-2000-44100-4-700	Sp Ed Classified Salaries Full Time JH	11,065.82	13,713.18	42,960.26
002-1221-6151-3000-12210-3-700	Sp Ed Classified Salaries Full Time SMS	59,481.59	55,470.26	32,110.95
002-1221-6151-3000-44100-4-700	Sp Ed Classified Salaries Full Time SMS	39,446.53	38,437.18	37,511.00
002-1221-6151-4020-12210-3-700	Sp Ed Classified Salaries Full Time HH	69,655.35	57,199.45	54,833.58
002-1221-6151-4020-44100-4-700	Sp Ed Classified Salaries FullTime HH Federal	13,132.68	13,029.73	13,279.00
002-1221-6151-4030-12210-3-700	Sp Ed Classified Salaries Full Time PKV	70,047.70	52,616.35	62,886.41
002-1221-6151-4040-12210-3-700	Sp Ed Classified Salaries Full Time HM	37,771.81	34,527.51	34,620.89
002-1221-6151-4040-44100-4-700	Sp Ed Classified Salaries Full Time HM	19,855.32	18,782.92	18,911.00
002-1221-6151-4050-12210-3-700	Sp Ed Classified Salaries Full Time SKY	86,577.78	57,522.13	38,681.61
002-1221-6151-4050-44100-4-700	Sp Ed Classified Salaries Full Time SKY	37,821.93	36,126.24	27,134.00
002-1221-6151-5020-12210-3-700	Sp Ed Classified Salaries Full Time WASH	14,545.50	0.00	12,906.21
001-1221-6161-1000-12000-1-008	Sp Ed Cooperative Classified Salary Part Time	4,600.00	4,000.00	0.00
001-1221-6161-1000-12210-1-700	Sp Ed Classified Salary Part Time	29,195.19	74.31	0.00
001-1221-6161-1000-12210-3-700	Sp Ed Classified Salary Part Time Non Supp	43,137.98	28,282.91	13,770.53
001-1221-6161-1050-12210-3-700	Sp Ed Classified Salary Part Time HS	17,906.90	17,383.41	16,825.38
002-1221-6161-1000-12210-1-700	Sp Ed Classified Salary Part Time	19,784.80	2,055.49	0.00
002-1221-6161-1000-12210-3-700	Sp Ed Classified Salary Part Time	10,539.79	35,917.44	25,826.25
002-1221-6161-4050-12210-3-700	Sp Ed Classified Salary Part Time SKY	76.88	0.00	0.00
001-1221-6171-1000-12210-3-700	Sp Ed Classified Unused Leave/Severance	7,165.70	4,685.00	3,972.50
001-1221-6171-5020-12210-3-700	Sp Ed Classified Unused Leave/Sev WASH	262.50	0.00	175.00
002-1221-6171-1000-12210-3-700	Sp Ed Classified Unused Leave/Severance	4,355.00	3,867.50	5,507.50
002-1221-6211-1000-12000-1-008	Sp Ed Cooperative PSRS Retirement	4,997.98	17,467.15	17,671.30
002-1221-6211-1000-12210-1-700	Sp Ed PSRS Retirement	14,575.50	14,275.70	13,999.34
002-1221-6211-1000-12210-3-700	Sp Ed PSRS Retirement	18,948.31	18,501.63	16,808.13
002-1221-6211-1050-00037-4-100	Sp Ed PSRS Retirement HS Project Search	0.00	6,302.66	6,081.51
002-1221-6211-1050-12210-3-700	Sp Ed PSRS Retirement HS	93,867.54	88,073.87	81,538.50
002-1221-6211-1050-44100-4-700	Sp Ed PSRS Retirement HS SS	11,756.16	4,793.63	4,645.14
002-1221-6211-2000-12210-3-700	Sp Ed PSRS Retirement JH	95,336.15	94,677.78	87,968.67
002-1221-6211-2000-44100-4-700	Sp Ed PSRS Retirement JH SS	10,622.30	10,439.87	14,535.08
002-1221-6211-3000-12210-3-700	Sp Ed PSRS Retirement SMS SS	42,156.76	38,303.72	41,039.50
002-1221-6211-4020-12210-3-700	Sp Ed PSRS Retirement HM	31,983.91	26,614.55	20,923.46
002-1221-6211-4020-44100-4-700	Sp Ed PSRS Retirement HH SS	10,869.39	10,093.17	10,478.70
002-1221-6211-4030-12210-3-700	Sp Ed PSRS Retirement PKV	20,457.34	23,166.53	20,731.77
002-1221-6211-4030-44100-4-700	Sp Ed PSRS Retirement PKV SS	6,152.11	6,076.68	6,017.76
002-1221-6211-4040-12210-3-700	Sp Ed PSRS Retirement HM	28,417.62	28,385.31	29,218.34
002-1221-6211-4040-44100-4-700	Sp Ed PSRS Retirement HM	5,171.65	5,888.74	1,451.00
002-1221-6211-4050-12210-3-700	Sp Ed PSRS Retirement SKY	42,939.67	54,086.72	47,852.77
002-1221-6211-4050-44100-4-700	Sp Ed PSRS Retirement SKY SS	6,216.72	6,135.35	6,321.29
002-1221-6211-5020-12210-3-700	Sp Ed PSRS Retirement WASH	17,594.21	14,408.66	14,805.41
002-1221-6211-5020-44100-4-700	Sp Ed PSRS Retirement WASH SS	5,176.80	5,039.51	4,876.74
001-1221-6221-1000-12000-1-008	Sp Ed Cooperative PEERS Retirement PCEC	9,068.31	13,335.31	12,988.54
001-1221-6221-1000-12210-1-700	Sp Ed PEERS Retirement	2,412.72	2,103.93	0.00
001-1221-6221-1000-12210-3-700	Sp Ed PEERS Retirement	22,590.67	17,611.10	17,424.25
001-1221-6221-1050-12210-1-700	Sp Ed PEERS Retirement HS	1,204.46	1,643.24	1,668.95
001-1221-6221-1050-12210-3-700	Sp Ed PEERS Retirement HS	10,330.54	11,143.23	6,738.13
001-1221-6221-1050-44100-4-700	Sp Ed PEERS Retirement HS	4,008.10	3,759.20	4,292.00
001-1221-6221-2000-12210-3-700	Sp Ed PEERS Retirement JH	13,779.12	9,879.34	11,387.60
001-1221-6221-2000-44100-4-700	Sp Ed PEERS Retirement JH	4,397.01	4,215.40	4,288.00
001-1221-6221-3000-12210-3-700	Sp Ed PEERS Retirement SMS	5,346.52	7,106.06	3,005.37
001-1221-6221-3000-44100-4-700	Sp Ed PEERS Retirement SMS	3,582.59	3,463.35	3,640.00
001-1221-6221-4020-12210-3-700	Sp Ed PEERS Retirement HH	6,861.01	6,799.80	6,208.08
001-1221-6221-4020-44100-4-700	Sp Ed PEERS Retirement HH Federal	1,339.18	1,307.13	1,311.00
001-1221-6221-4030-12210-3-700	Sp Ed PEERS Retirement PKV	10,726.75	7,428.65	6,742.72

3 YEAR EXPENDITURE COMPARISON 2017-18 2016-17 2015-16

Account Code	Account Description	YTD Activity	1St Prior Year Actual	2Nd Prior Year Actual
001-1221-6221-4040-12210-3-700	Sp Ed PEERS Retirement HM	2,851.56	2,969.84	2,976.12
001-1221-6221-4040-44100-4-700	Sp Ed PEERS Retirement HM	966.13	895.30	912.00
001-1221-6221-4050-12210-3-700	Sp Ed PEERS Retirement SKY	12,631.34	8,011.83	11,237.59
001-1221-6221-4050-44100-4-700	Sp Ed PEERS Retirement SKY	5,314.51	5,052.17	5,707.00
001-1221-6221-5020-12210-3-700	Sp Ed PEERS Retirement WASH	3,990.76	2,955.26	2,845.86
001-1221-6221-5020-44100-4-700	Sp Ed PEERS Retirement WASH	1,238.60	2,475.91	2,200.00
001-1221-6221-7500-00043-4-100	Sp Ed PEERS Retirement PCEC SDAC	167.47	161.48	74.23
001-1221-6231-1000-12000-1-008	Sp Ed Cooperative OASDI	7,363.52	10,762.58	10,395.68
001-1221-6231-1000-12210-1-700	Sp Ed OASDI	3,498.90	1,510.88	0.00
001-1221-6231-1000-12210-3-700	Sp Ed OASDI	21,142.99	11,645.75	9,843.35
001-1221-6231-1000-44100-4-700	Sp Ed OASDI	0.00	97.00	97.00
001-1221-6231-1050-12210-1-700	Sp Ed OASDI HS	783.55	1,138.38	1,126.30
001-1221-6231-1050-12210-3-700	Sp Ed OASDI HS	3,902.70	3,331.43	2,257.09
001-1221-6231-1050-44100-4-700	Sp Ed OASDI HS	633.21	1,412.00	1,376.00
001-1221-6231-2000-12210-3-700	Sp Ed OASDI JH	4,748.70	3,122.34	6,406.48
001-1221-6231-2000-44100-4-700	Sp Ed OASDI JH	2,138.48	1,942.68	0.00
001-1221-6231-3000-12210-3-700	Sp Ed OASDI SMS	0.00	1,593.28	0.00
001-1221-6231-4020-12210-3-700	Sp Ed OASDI HH	860.25	832.60	825.48
001-1221-6231-4030-12210-3-700	Sp Ed OASDI PKV	1,368.39	1,660.03	858.20
001-1221-6231-4050-12210-3-700	Sp Ed OASDI SKY	2,699.12	1,593.59	5,017.58
001-1221-6231-4050-44100-4-700	Sp Ed OASDI SKY	1,026.18	1,960.00	1,900.00
001-1221-6231-5020-12210-3-700	Sp Ed OASDI WASH	1,660.41	1,856.60	1,116.12
001-1221-6231-5020-44100-4-700	Sp Ed OASDI WASH	811.32	1,606.43	1,265.04
001-1221-6231-7500-00043-4-100	Sp Ed OASDI PCEC SDAC	103.09	100.24	47.32
002-1221-6231-1000-12000-1-008	Sp Ed Cooperative OASDI	1,307.69	1,822.66	1,324.37
002-1221-6231-1000-12210-1-700	Sp Ed OASDI	2,271.15	127.44	48.05
002-1221-6231-1000-12210-3-700	Sp Ed OASDI	2,423.39	10,371.51	9,260.68
002-1221-6231-1050-12210-3-700	Sp Ed OASDI HS	3,049.48	3,412.91	2,892.16
002-1221-6231-1050-44100-4-700	Sp Ed OASDI HS	1,729.21	1,655.16	1,505.00
002-1221-6231-2000-12210-3-700	Sp Ed OASDI JH	4,131.99	2,022.39	1,954.40
002-1221-6231-2000-44100-4-700	Sp Ed OASDI JH	676.84	2,006.83	2,699.00
002-1221-6231-3000-12210-3-700	Sp Ed OASDI SMS	3,635.07	3,326.76	1,975.23
002-1221-6231-3000-44100-4-700	Sp Ed OASDI SMS	2,399.80	2,392.00	2,326.00
002-1221-6231-4020-12210-3-700	Sp Ed OASDI HH	4,287.36	3,498.19	3,399.70
002-1221-6231-4020-44100-4-700	Sp Ed OASDI HH Federal	803.28	817.00	823.00
002-1221-6231-4030-12210-3-700	Sp Ed OASDI PKV	5,714.42	3,114.06	3,846.65
002-1221-6231-4040-12210-3-700	Sp Ed OASDI HM	2,205.34	2,001.05	2,099.98
002-1221-6231-4040-44100-4-700	Sp Ed OASDI HM	1,031.66	1,206.00	1,172.00
002-1221-6231-4050-12210-3-700	Sp Ed OASDI SKY	5,735.18	3,503.62	2,389.42
002-1221-6231-4050-44100-4-700	Sp Ed OASDI SKY	2,313.03	2,208.91	1,682.00
002-1221-6231-5020-12210-3-700	Sp Ed OASDI WASH	888.99	13.02	780.43
001-1221-6232-1000-12000-1-008	Sp Ed Cooperative Medicare	1,722.23	2,517.01	2,431.20
001-1221-6232-1000-12210-1-700	Sp Ed Medicare	818.28	353.39	0.00
001-1221-6232-1000-12210-3-700	Sp Ed Medicare	4,944.70	2,723.16	2,365.23
001-1221-6232-1000-44100-4-700	Sp Ed Medicare	0.00	23.00	23.00
001-1221-6232-1050-12210-1-700	Sp Ed Medicare HS	183.25	266.23	263.40
001-1221-6232-1050-12210-3-700	Sp Ed Medicare HS	912.70	779.33	527.90
001-1221-6232-1050-44100-4-700	Sp Ed Medicare HS	148.09	330.00	322.00
001-1221-6232-2000-12210-3-700	Sp Ed Medicare JH	1,110.64	730.19	1,498.27
001-1221-6232-2000-44100-4-700	Sp Ed Medicare JH	500.12	454.33	0.00
001-1221-6232-3000-12210-3-700	Sp Ed Medicare SMS	0.00	372.61	0.00
001-1221-6232-4020-12210-3-700	Sp Ed Medicare HH	201.19	194.73	193.05
001-1221-6232-4030-12210-3-700	Sp Ed Medicare PKV	320.02	388.23	200.72
001-1221-6232-4050-12210-3-700	Sp Ed Medicare SKY	631.25	373.05	1,173.46
001-1221-6232-4050-44100-4-700	Sp Ed Medicare SKY	239.98	458.00	444.00
001-1221-6232-5020-12210-3-700	Sp Ed Medicare WASH	388.32	434.19	261.04
001-1221-6232-5020-44100-4-700	Sp Ed Medicare WASH	189.75	375.71	296.00
001-1221-6232-7500-00043-4-100	Sp Ed Medicare PCEC SDAC	24.12	23.45	11.08
002-1221-6232-1000-12000-1-008	Sp Ed Cooperative Medicare	761.77	1,965.64	1,947.38
002-1221-6232-1000-12210-1-700	Sp Ed Medicare	1,895.98	1,370.21	1,318.88
002-1221-6232-1000-12210-3-700	Sp Ed Medicare	2,411.38	4,248.58	3,677.16
002-1221-6232-1050-00037-4-100	Sp Ed Medicare HS Project Search	0.00	542.04	523.08

3 YEAR EXPENDITURE COMPARISON 2017-18 2016-17 2015-16

Account Code	Account Description	YTD Activity	1St Prior Year Actual	2Nd Prior Year Actual
002-1221-6232-1050-12210-3-700	Sp Ed Medicare HS	8,634.60	8,313.15	7,557.06
002-1221-6232-1050-44100-4-700	Sp Ed Medicare HS	1,402.26	801.28	758.00
002-1221-6232-2000-12210-3-700	Sp Ed Medicare JH	8,973.00	7,999.29	7,876.19
002-1221-6232-2000-44100-4-700	Sp Ed Medicare JH	1,023.67	1,767.35	1,905.00
002-1221-6232-3000-12210-3-700	Sp Ed Medicare SMS	4,433.43	4,134.76	4,126.83
002-1221-6232-3000-44100-4-700	Sp Ed Medicare SMS	561.24	559.00	544.00
002-1221-6232-4020-12210-3-700	Sp Ed Medicare HH	3,650.36	3,039.60	2,643.23
002-1221-6232-4020-44100-4-700	Sp Ed Medicare HH	1,036.48	1,110.00	1,097.00
002-1221-6232-4030-12210-3-700	Sp Ed Medicare PKV	3,106.76	2,753.39	2,704.84
002-1221-6232-4030-44100-4-700	Sp Ed Medicare PKV	514.80	527.00	517.00
002-1221-6232-4040-12210-3-700	Sp Ed Medicare HM	2,876.15	3,004.49	3,032.23
002-1221-6232-4040-44100-4-700	Sp Ed Medicare HM	616.11	651.62	274.00
002-1221-6232-4050-12210-3-700	Sp Ed Medicare SKY	4,860.60	5,258.04	4,640.83
002-1221-6232-4050-44100-4-700	Sp Ed Medicare SKY	1,093.68	1,064.28	926.00
002-1221-6232-5020-12210-3-700	Sp Ed Medicare WASH	1,659.03	1,146.31	1,473.50
002-1221-6232-5020-44100-4-700	Sp Ed Medicare WASH	396.45	443.00	429.00
001-1221-6241-1000-12000-1-008	Sp Ed Cooperative Employee Insurance	12,815.61	20,200.15	21,014.91
001-1221-6241-1000-12210-1-700	Sp Ed Employee Insurance	6,408.51	5,598.51	0.00
001-1221-6241-1000-12210-3-700	Sp Ed Employee Insurance	34,425.77	18,226.32	9,406.13
001-1221-6241-1050-12210-1-700	Sp Ed Employee Insurance HS	4,932.78	5,331.52	5,873.44
001-1221-6241-1050-12210-3-700	Sp Ed Employee Insurance HS	12,837.90	10,776.93	6,251.34
001-1221-6241-1050-44100-4-700	Sp Ed Employee Insurance HS	12.91	12.87	5,411.00
001-1221-6241-2000-12210-3-700	Sp Ed Employee Insurance JH	27,410.29	19,309.14	37,063.60
001-1221-6241-2000-44100-4-700	Sp Ed Employee Insurance JH	12,815.56	9,753.18	0.00
001-1221-6241-3000-12210-3-700	Sp Ed Employee Insurance SMS	0.00	6,043.31	0.00
001-1221-6241-4020-12210-3-700	Sp Ed Employee Insurance Non Certified HH	6,407.78	6,043.31	5,873.44
001-1221-6241-4030-12210-3-700	Sp Ed Employee Insurance PKV	10,492.96	11,241.26	5,864.49
001-1221-6241-4050-12210-3-700	Sp Ed Employee Insurance SKY	17,261.95	15,582.58	28,018.57
001-1221-6241-4050-44100-4-700	Sp Ed Employee Insurance SKY	6,407.78	6,043.31	11,851.00
001-1221-6241-5020-12210-3-700	Sp Ed Employee Insurance WASH	11,035.17	12,625.99	6,392.63
001-1221-6241-5020-44100-4-700	Sp Ed Employee Insurance WASH	4,982.98	10,213.17	11,734.00
001-1221-6241-7500-00043-4-100	Sp Ed Employee Insurance PCEC SDAC	640.80	604.38	260.32
002-1221-6241-1000-12000-1-008	Sp Ed Cooperative Employee Insurance	2,563.44	12,196.38	9,835.08
002-1221-6241-1000-12210-1-700	Office of Supt Employee Insurance Sp Ed	6,405.69	6,030.17	5,869.38
002-1221-6241-1000-12210-3-700	Sp Ed Employee Insurance	13,748.77	16,369.76	16,207.74
002-1221-6241-1050-00037-4-100	Sp Ed Employee Insurance HS Project Search	0.00	6,098.19	5,893.74
002-1221-6241-1050-12210-3-700	Sp Ed Employee Insurance HS	100,597.76	97,662.34	61,673.43
002-1221-6241-1050-44100-4-700	Sp Ed Employee Insurance HS	23,725.41	15,796.87	14,274.83
002-1221-6241-2000-12210-3-700	Sp Ed Employee Insurance JH	105,853.47	95,961.96	85,447.25
002-1221-6241-2000-44100-4-700	Sp Ed Employee Insurance JH	12,890.64	16,125.00	31,172.00
002-1221-6241-3000-12210-3-700	Sp Ed Employee Insurance SMS	55,702.82	46,726.97	40,718.41
002-1221-6241-3000-44100-4-700	Sp Ed Employee Insurance SMS	12,828.47	12,099.49	15,641.00
002-1221-6241-4020-12210-3-700	Sp Ed Employee Insurance HH	53,110.94	42,312.36	32,238.51
002-1221-6241-4020-44100-4-700	Sp Ed Employee Insurance HH	17,238.20	16,349.27	15,756.00
002-1221-6241-4030-12210-3-700	Sp Ed Employee Insurance PKV	40,021.88	31,637.49	33,020.78
002-1221-6241-4030-44100-4-700	Sp Ed Employee Insurance PKV	6,942.20	6,003.00	5,893.74
002-1221-6241-4040-12210-3-700	Sp Ed Employee Insurance HM	29,952.99	29,823.45	32,707.22
002-1221-6241-4040-44100-4-700	Sp Ed Employee Insurance HM Certified	8,849.50	12,542.18	9,424.00
002-1221-6241-4050-12210-3-700	Sp Ed Employee Insurance SKY	64,553.12	61,583.09	53,471.94
002-1221-6241-4050-44100-4-700	Sp Ed Employee Insurance SKY	20,767.77	17,497.90	17,708.00
002-1221-6241-5020-12210-3-700	Sp Ed Employee Insurance WASH	21,031.75	11,037.77	15,243.63
002-1221-6241-5020-44100-4-700	Sp Ed Employee Insurance WASH	4,421.91	4,207.77	4,066.68
001-1221-6313-1000-12000-1-008	Sp Ed Cooperative Pupil Services Non Payroll	0.00	0.00	642.06
001-1221-6313-1000-12210-3-700	Sp Ed Pupil Services Non Payroll	50,606.10	40,904.95	44,583.48
001-1221-6313-1000-44100-4-700	Sp Ed Pupil Services Non Payroll	3,343.90	24,270.91	23,995.86
001-1221-6319-1000-44100-4-700	Sp Ed Other Professional Services	325.00	0.00	0.00
001-1221-6334-1000-12210-3-700	Sp Ed Duplicating Lease Equipment	450.00	2,327.79	4,310.70
001-1221-6334-7500-00043-4-100	Sp Ed Duplicating Copier Lease PCEC SDAC	1,264.68	0.00	0.00
001-1221-6337-1000-12210-3-700	Sp Ed Technology Related Repairs & Maint	700.00	0.00	0.00
001-1221-6343-1000-12000-1-008	Sp Ed Cooperative Travel	6,543.64	4,470.90	2,488.18
001-1221-6343-1000-12210-1-700	Health Services Travel Sp Ed	383.02	1,535.16	694.97
001-1221-6343-1000-12210-3-700	Sp Ed Travel	14,528.59	10,784.87	3,101.06

3 YEAR EXPENDITURE COMPARISON 2017-18 2016-17 2015-16

Account Code	Account Description	YTD Activity	1St Prior Year Actual	2Nd Prior Year Actual
001-1221-6343-7500-00043-4-100	Sp Ed Travel PCEC SDAC	415.33	228.25	84.80
001-1221-6361-1000-12000-1-008	Sp Ed Cooperative Telephone	180.00	0.00	0.00
001-1221-6361-1000-12210-3-700	Sp Ed Postage Telephone Cable	1,108.34	456.00	0.00
001-1221-6361-7500-00043-4-100	Sp Ed Postage Telephone Cable PCEC SDAC	240.00	0.00	0.00
001-1221-6362-1000-12210-3-700	Sp Ed Advertising	27.00	0.00	0.00
001-1221-6363-1000-12210-3-700	Sp Ed Duplicating Printing & Binding	1,624.35	0.00	0.00
001-1221-6363-7500-00043-4-100	Sp Ed Printing & Binding PCEC SDAC	4,603.56	0.00	0.00
001-1221-6371-1000-12210-1-700	Health Services Dues & Membership Sp Ed	305.00	0.00	0.00
001-1221-6371-1000-12210-3-700	Sp Ed Dues & Membership	199.00	700.00	0.00
001-1221-6411-1000-12000-1-008	Sp Ed Cooperative Supplies	5.01	479.47	437.34
001-1221-6411-1000-12210-1-700	Nursing Services Supplies Sp Ed	10,656.24	11,023.22	11,172.84
001-1221-6411-1000-12210-3-700	Sp Ed Supplies	10,256.44	17,330.73	13,866.02
001-1221-6411-1000-44100-4-700	Sp Ed Supplies	19,226.86	25,035.84	24,840.48
001-1221-6411-1050-12210-3-700	Sp Ed Supplies HS	0.00	0.00	91.00
001-1221-6411-3000-12210-1-700	Sp Ed Supplies SMS	489.98	486.94	0.00
001-1221-6411-4030-12210-1-700	Sp Ed Supplies PKV	488.59	493.09	0.00
001-1221-6411-4040-12210-1-700	Sp Ed Supplies HM	437.94	272.32	0.00
001-1221-6411-4050-12210-1-700	Sp Ed Supplies SKY	558.27	0.00	0.00
001-1221-6411-5020-12210-1-700	Sp Ed Supplies WASH	499.97	441.89	0.00
001-1221-6411-7500-00043-4-100	Sp Ed Supplies PCEC SDAC	10,794.80	20,510.78	16,399.77
001-1221-6412-1000-12210-3-700	Sp Ed Instructional Tech Supplies	6,988.57	0.00	0.00
001-1221-6412-1000-44100-4-700	Sp Ed Instructional Tech Supplies	4,383.70	0.00	0.00
001-1221-6431-1000-12210-3-700	Sp Ed Textbooks	0.00	0.00	2,957.09
004-1221-6541-1000-12210-1-700	Nursing Services Equipment Sp Ed	1,753.57	0.00	0.00
004-1221-6543-7500-00043-4-100	SpEd Instr Tech Hardware PCEC SDAC	1,094.47	0.00	0.00
004-1221-6544-1000-12210-3-700	Sp Ed Technology Software	0.00	0.00	1,297.00
004-1221-6544-7500-00043-4-100	Sp Ed Technology Software PCEC SDAC	0.00	2,169.69	0.00
FUNCTION 1221 TOTAL	Special Ed Related Services	6,137,247.90	6,000,593.12	5,612,858.44
002-1224-6111-1000-44100-4-700	Prop Share Certified Salaries Full Time Sp Ed	7,545.24	7,579.61	10,039.64
001-1224-6151-1000-44100-4-700	Prop Share Classified Salaries Full Time SpEd	1,281.60	0.00	0.00
001-1224-6241-1000-44100-4-700	Prop Share Employee Insurance Sp Ed	177.27	0.00	0.00
002-1224-6241-1000-44100-4-700	Prop Share Employee Insurance Sp Ed	1,058.61	2,256.79	2,916.76
FUNCTION 1224 TOTAL	Proportionate Share Services	10,062.72	9,836.40	12,956.40
002-1251-6111-4020-45100-4-100	Title I Certified Salaries Full Time HH	124,148.82	122,321.20	119,722.68
002-1251-6111-4030-45100-4-100	Title I Certified Salaries Full Time PKV	103,813.64	100,954.93	125,055.68
002-1251-6111-4040-45100-4-100	Title I Certified Salaries Full Time HM	86,823.24	119,356.39	116,720.40
002-1251-6111-4050-45100-4-100	Title I Certified Salaries Full Time SKY	127,838.57	126,212.01	122,692.53
002-1251-6111-5020-45100-4-100	Title I Certified Salaries Full Time WASH	81,698.00	81,109.00	80,224.92
002-1251-6111-5020-49201-4-100	Sup Instr Cert Sal Full Title VB Cult Diff	26,816.86	26,248.20	25,465.68
002-1251-6131-1000-45100-4-100	Title I Certified Supplemental Pay	13,455.00	0.00	0.00
002-1251-6131-1000-49201-4-100	Title VB Culturally Diff Cert Supplement Pay	4,660.00	21,156.20	18,177.35
002-1251-6141-1000-00000-1-100	Supp Instr Cert Unused Leave/Severance	1,135.00	3,755.00	1,025.00
002-1251-6151-4020-45100-4-100	Title I Classified Salaries Full Time HH	21,733.09	21,050.12	20,601.12
002-1251-6151-4030-45100-4-100	Title I Classified Salaries Full Time PKV	23,387.36	23,090.16	22,689.12
002-1251-6151-4040-45100-4-100	Title I Classified Salaries Full Time HM	23,322.10	23,000.96	22,698.85
002-1251-6151-4050-45100-4-100	Title I Classified Salaries Full Time SKY	23,630.10	23,113.54	22,734.00
002-1251-6151-5020-45100-4-100	Title I Classified Salaries Full Time WASH	23,398.75	23,414.22	22,944.56
002-1251-6161-1000-49201-4-100	Title VB Culturally Diff Class Sal Part Time	0.00	0.00	341.25
002-1251-6171-1000-00000-1-100	Supp Instr Classified Unused Leave/Severance	420.00	175.00	647.50
002-1251-6211-1000-45100-4-100	Title I PSRS Retirement	1,951.04	0.00	0.00
002-1251-6211-1000-49201-4-100	Title VB PSRS Retirement	675.70	3,067.72	2,641.97
002-1251-6211-4020-45100-4-100	Title I PSRS Retirement HH	20,411.06	20,029.35	19,572.69
002-1251-6211-4030-45100-4-100	Title I PSRS Retirement PKV	13,931.78	13,769.16	20,273.83
002-1251-6211-4040-45100-4-100	Title I PSRS Retirement HM	14,690.01	19,522.23	19,137.36
002-1251-6211-4050-45100-4-100	Title I PSRS Retirement SKY	20,946.03	20,593.37	20,003.28
002-1251-6211-5020-45100-4-100	Title I PSRS Retirement WASH	13,699.65	13,524.43	13,334.88
002-1251-6211-5020-49201-4-100	Title VB PSRS Retirement WASH	4,351.67	4,335.09	4,203.18
001-1251-6221-1000-49201-4-100	Title VB PEERS Retirement	0.00	0.00	19.04
001-1251-6221-4020-45100-4-100	Title I PEERS Retirement HH	1,929.17	1,857.32	1,814.49
001-1251-6221-4030-45100-4-100	Title I PEERS Retirement PKV	2,042.67	1,997.29	1,957.75
001-1251-6221-4040-45100-4-100	Title I PEERS Retirement HM	1,989.39	1,991.15	1,958.41
001-1251-6221-4050-45100-4-100	Title I PEERS Retirement SKY	2,059.33	1,998.89	1,960.83

3 YEAR EXPENDITURE COMPARISON 2017-18 2016-17 2015-16

Account Code	Account Description	YTD Activity	1St Prior Year Actual	2Nd Prior Year Actual
001-1251-6221-5020-45100-4-100	Title I PEERS Retirement WASH	2,043.44	2,019.51	1,975.27
002-1251-6231-1000-00000-1-100	Supp Instr OASDI	26.04	10.85	40.15
002-1251-6231-1000-49201-4-100	Title VB OASDI	0.00	0.00	21.16
002-1251-6231-4020-45100-4-100	Title I OASDI HH	1,327.66	1,285.33	1,275.07
002-1251-6231-4030-45100-4-100	Title I OASDI PKV	2,543.58	2,406.55	1,406.74
002-1251-6231-4040-45100-4-100	Title I OASDI HM	1,410.74	1,380.95	1,359.25
002-1251-6231-4050-45100-4-100	Title I OASDI SKY	1,416.98	1,384.95	1,361.42
002-1251-6231-5020-45100-4-100	Title I OASDI WASH	1,450.73	1,451.69	1,422.58
002-1251-6232-1000-00000-1-100	Supp Instr Medicare	22.57	56.99	24.25
002-1251-6232-1000-45100-4-100	Title I Medicare	195.09	0.00	0.00
002-1251-6232-1000-49201-4-100	Title VB Medicare	67.59	306.81	268.17
002-1251-6232-4020-45100-4-100	Title I Medicare HH	1,978.54	1,984.24	1,948.15
002-1251-6232-4030-45100-4-100	Title I Medicare PKV	1,837.13	1,791.30	1,515.18
002-1251-6232-4040-45100-4-100	Title I Medicare HM	1,571.42	2,028.60	1,984.69
002-1251-6232-4050-45100-4-100	Title I Medicare SKY	1,999.44	1,906.75	1,898.71
002-1251-6232-5020-45100-4-100	Title I Medicare WASH	1,436.05	1,432.27	1,421.85
002-1251-6232-5020-49201-4-100	Title VB Medicare WASH	347.30	331.38	322.32
002-1251-6241-4020-45100-4-100	Title I Employee Insurance HH	23,069.87	21,898.61	21,197.17
002-1251-6241-4030-45100-4-100	Title I Employee Insurance PKV	16,340.30	15,800.42	20,696.89
002-1251-6241-4040-45100-4-100	Title I Employee Insurance HM	20,219.20	21,364.92	21,197.17
002-1251-6241-4050-45100-4-100	Title I Employee Insurance SKY	23,069.87	21,898.61	21,197.17
002-1251-6241-5020-45100-4-100	Title I Employee Insurance WASH	19,224.80	18,239.69	17,660.92
002-1251-6241-5020-49201-4-100	Title VB Employee Insurance WASH	3,202.95	3,658.92	3,536.25
001-1251-6411-1000-45100-4-100	Title I Supplies	866.30	954.93	0.00
001-1251-6411-1000-49201-4-100	Title VB Supplies	1,296.25	4,032.74	0.00
001-1251-6412-1000-45100-4-100	Title I Instructional Tech Supplies	219.90	0.00	0.00
001-1251-6412-1000-49201-4-100	Title VB Tech Supplies	122.50	0.00	0.00
FUNCTION 1251 TOTAL	Supplemental Instruction	912,264.27	945,269.94	952,348.88
002-1252-6131-1000-45200-4-100	Title IC Certified Supplemental Pay Migrant	0.00	0.00	20.00
002-1252-6151-2000-45200-4-100	Title IC Classified Salaries FullTime Migrant	0.00	17,764.61	16,483.77
002-1252-6211-1000-45200-4-100	Title IC PSRS Retirement Migrant	0.00	0.00	2.90
001-1252-6221-2000-45200-4-100	Title IC PEERS Retirement JH Migrant	0.00	1,540.80	1,532.05
002-1252-6231-2000-45200-4-100	Title IC OASDI JH Migrant	0.00	1,101.39	1,009.44
002-1252-6232-1000-45200-4-100	Title IC Medicare Migrant	0.00	0.00	0.29
002-1252-6232-2000-45200-4-100	Title IC Medicare JH Migrant	0.00	257.59	236.08
002-1252-6241-2000-45200-4-100	Title IC Employee Insurance JH Migrant	0.00	4,709.23	5,873.44
001-1252-6411-1000-45200-4-100	Title IC Supplies Migrant	97.46	81.86	449.00
FUNCTION 1252 TOTAL	Migrant	97.46	25,455.48	25,606.97
002-1254-6111-1000-45100-4-100	Inst Neglected Students Cert Sal Full Title I	8,263.68	0.00	0.00
002-1254-6211-1000-45100-4-100	Inst Neglected Stud PSRS Retirement Title I	1,392.84	0.00	0.00
002-1254-6232-1000-45100-4-100	Inst Neglected Students Medicare Title I	119.61	0.00	0.00
002-1254-6241-1000-45100-4-100	Inst Neglected Stud Employee Insuranc Title I	1,345.74	0.00	0.00
001-1254-6412-1000-45100-4-100	Inst Neglected Stud Tech Supplies Title I	3,159.80	0.00	0.00
FUNCTION 1254 TOTAL	Institutions for Neglected Students	14,281.67	0.00	0.00
002-1271-6111-1050-00998-1-100	Bilingual Cert Salary Full Time HS Dist Pd	41,208.96	40,439.00	39,320.00
002-1271-6111-2000-00998-1-100	Bilingual Cert Salaries Full Time JH Dist Pd	41,208.96	40,439.00	39,320.00
002-1271-6111-4020-00998-1-100	Bilingual Cert Salaries Full Time HH Dist Pd	48,501.96	46,777.54	45,747.65
002-1271-6111-4030-00998-1-100	Bilingual Cert Salaries Full Time PKV Dist Pd	47,436.00	46,371.00	44,958.00
002-1271-6111-4040-00998-1-100	Bilingual Cert Salaries Full Time HM Dist Pd	52,245.96	51,742.00	49,821.96
002-1271-6111-4050-00998-1-100	Bilingual Cert Salaries Full Time SKY Dist Pd	47,436.00	46,121.69	22,479.00
002-1271-6111-5020-00998-1-100	Bilingual Cert Salarie Full Time WASH Dist Pd	41,208.96	40,439.00	38,232.00
001-1271-6131-1000-46200-4-100	Bilingual Certified Supplemental Federal	146.84	0.00	0.00
002-1271-6131-1000-46200-4-100	Bilingual Certified Supplemental Pay	3,659.20	2,328.40	2,573.36
002-1271-6131-1000-46201-4-100	Bilingual Certified Supplemental Pay	0.00	0.00	880.44
002-1271-6141-1000-00000-1-100	Bilingual Cert Unused Leave/Severance	1,500.00	1,700.00	1,525.00
001-1271-6151-1050-00998-1-100	Bilingual Classified Salaries Full Time HS	24,992.74	20,709.39	8,450.83
001-1271-6151-2000-00998-1-100	Bilingual Classified Salaries Full Time JH	9,109.70	9,039.93	8,450.79
001-1271-6151-3000-00998-1-100	Bilingual Classified Salaries Full Time SMS	24,458.65	35,461.57	0.00
001-1271-6151-4020-00998-1-100	Bilingual Classified Salaries Full Time HH	17,301.75	13,751.47	24,350.75
001-1271-6151-4030-00998-1-100	Bilingual Classified Salaries Full Time PKV	7,537.24	6,663.02	23,227.50
001-1271-6151-4040-00998-1-100	Bilingual Classified Salaries Full Time HM	16,074.26	15,294.66	0.00
001-1271-6151-4050-00998-1-100	Bilingual Classified Salaries Full Time SKY	8,550.25	0.00	0.00

3 YEAR EXPENDITURE COMPARISON 2017-18 2016-17 2015-16

Account Code	Account Description	YTD Activity	1St Prior Year Actual	2Nd Prior Year Actual
001-1271-6151-5020-00998-1-100	Bilingual Classified Salaries Full Time WASH	7,537.31	6,510.87	0.00
002-1271-6151-1050-00998-1-100	Bilingual Classified Salaries Full Time HS	12,371.09	0.00	0.00
002-1271-6151-1050-46200-4-100	Bilingual Classified Salaries Full Time HS	18,798.14	18,335.28	16,581.15
002-1271-6151-2000-46200-4-100	Bilingual Classified Salaries Full Time JH	19,119.57	0.00	0.00
002-1271-6151-3000-00998-1-100	Bilingual Classified Salaries Full Time SMS	0.00	0.00	8,500.10
002-1271-6151-3000-46200-4-100	Bilingual Classified Salaries Full Time SMS	13,336.29	17,571.04	17,004.52
002-1271-6151-4050-00998-1-100	Bilingual Classified Salaries Full Time SKY	0.00	0.00	8,500.15
001-1271-6161-1000-46200-4-100	Bilingual Classified Salary Part Time	0.00	6,111.50	0.00
001-1271-6171-1000-00000-1-100	Bilingual Classified Unused Leave/Severance	770.00	420.00	350.00
002-1271-6171-1000-00000-1-100	Bilingual Classified Unused Leave/Severance	70.00	0.00	350.00
002-1271-6211-1000-46200-4-100	Bilingual PSRS Retirement	530.60	337.64	139.94
002-1271-6211-1050-00998-1-100	Bilingual PSRS Retirement HS Dist Pd	6,901.98	6,745.46	6,552.50
002-1271-6211-2000-00998-1-100	Bilingual PSRS Retirement JH Local	5,975.28	5,863.67	5,701.43
002-1271-6211-4020-00998-1-100	Bilingual PSRS Retirement HH Local	7,959.51	7,664.51	7,484.52
002-1271-6211-4030-00998-1-100	Bilingual PSRS Retirement PKV Local	7,804.95	7,605.63	7,370.04
002-1271-6211-4040-00998-1-100	Bilingual PSRS Retirement HM Local	8,502.39	8,384.43	8,075.31
002-1271-6211-4050-00998-1-100	Bilingual PSRS Retirement SKY Local	7,804.95	7,569.48	3,685.08
002-1271-6211-5020-00998-1-100	Bilingual PSRS Retirement WASH Local	6,901.98	6,745.46	6,394.71
001-1271-6221-1000-46200-4-100	Bilingual PEERS Retirement	10.07	0.00	110.39
001-1271-6221-1000-46201-4-100	Bilingual PEERS Retirement	0.00	0.00	60.40
001-1271-6221-1050-00998-1-100	Bilingual PEERS Retirement HS Dist Pd	3,252.23	1,833.95	780.38
001-1271-6221-1050-46200-4-100	Bilingual PEERS Retirement HS	1,727.85	1,671.09	1,538.71
001-1271-6221-2000-00998-1-100	Bilingual PEERS Retirement JH Dist Pd	844.03	826.77	780.34
001-1271-6221-2000-46200-4-100	Title IC PEERS Retirement JH Migrant	1,600.97	0.00	0.00
001-1271-6221-3000-00998-1-100	Bilingual PEERS Retirement SMS Dist Pd	2,116.15	3,052.63	783.71
001-1271-6221-3000-46200-4-100	Bilingual PEERS Retirement SMS	1,353.16	1,618.66	1,567.79
001-1271-6221-4020-00998-1-100	Bilingual PEERS Retirement HH Dist Pd	1,623.36	1,197.13	2,071.73
001-1271-6221-4030-00998-1-100	Bilingual PEERS Retirement PKV Dist Pd	736.19	618.15	1,994.67
001-1271-6221-4040-00998-1-100	Bilingual PEERS Retirement HM Dist Pd	1,540.98	1,405.55	0.00
001-1271-6221-4050-00998-1-100	Bilingual PEERS Retirement SKY Dist Pd	805.72	0.00	783.78
001-1271-6221-5020-00998-1-100	Bilingual PEERS Retirement WASH Dist Pd	736.23	607.72	0.00
001-1271-6231-1000-00000-1-100	Bilingual OASDI	47.75	26.04	21.70
001-1271-6231-1000-46200-4-100	Bilingual OASDI	9.10	378.91	0.00
001-1271-6231-1050-00998-1-100	Bilingual OASDI HS Dist Pd	1,529.08	1,261.05	511.28
001-1271-6231-2000-00998-1-100	Bilingual OASDI JH Dist Pd	552.07	547.76	511.22
001-1271-6231-3000-00998-1-100	Bilingual OASDI SMS Dist Pd	1,516.45	2,188.42	0.00
001-1271-6231-4020-00998-1-100	Bilingual OASDI HH Dist Pd	1,061.84	845.90	1,489.27
001-1271-6231-4030-00998-1-100	Bilingual OASDI PKV Dist Pd	467.30	413.08	1,440.11
001-1271-6231-4040-00998-1-100	Bilingual OASDI HM Dist Pd	976.13	930.66	0.00
001-1271-6231-4050-00998-1-100	Bilingual OASDI SKY Dist Pd	517.45	0.00	0.00
001-1271-6231-5020-00998-1-100	Bilingual OASDI WASH Dist Pd	467.34	403.68	0.00
002-1271-6231-1000-00000-1-100	Bilingual OASDI	4.34	0.00	21.70
002-1271-6231-1000-46200-4-100	Bilingual OASDI	0.00	0.00	99.72
002-1271-6231-1000-46201-4-100	Bilingual OASDI	0.00	0.00	54.60
002-1271-6231-1050-00998-1-100	Bilingual OASDI HS Dist Pd	571.50	0.00	0.00
002-1271-6231-1050-46200-4-100	Bilingual OASDI HS	1,151.04	1,122.33	1,013.58
002-1271-6231-2000-46200-4-100	Title IC OASDI JH Migrant	1,182.91	0.00	0.00
002-1271-6231-3000-00998-1-100	Bilingual OASDI SMS Dist Pd	0.00	0.00	516.76
002-1271-6231-3000-46200-4-100	Bilingual OASDI SMS	795.47	1,057.98	1,022.89
002-1271-6231-4050-00998-1-100	Bilingual OASDI SKY Dist Pd	0.00	0.00	516.80
001-1271-6232-1000-00000-1-100	Bilingual Medicare	11.17	6.09	5.08
001-1271-6232-1000-46200-4-100	Bilingual Medicare	2.13	88.62	0.00
001-1271-6232-1050-00998-1-100	Bilingual Medicare HS Dist Pd	357.61	294.90	119.60
001-1271-6232-2000-00998-1-100	Bilingual Medicare JH Dist Pd	129.09	128.09	119.53
001-1271-6232-3000-00998-1-100	Bilingual Medicare SMS Dist Pd	354.66	511.84	0.00
001-1271-6232-4020-00998-1-100	Bilingual Medicare HH Dist Pd	248.32	197.85	348.28
001-1271-6232-4030-00998-1-100	Bilingual Medicare PKV Dist Pd	109.26	96.63	336.81
001-1271-6232-4040-00998-1-100	Bilingual Medicare HM Dist Pd	228.28	217.66	0.00
001-1271-6232-4050-00998-1-100	Bilingual Medicare SKY Dist Pd	121.03	0.00	0.00
001-1271-6232-5020-00998-1-100	Bilingual Medicare WASH Dist Pd	109.32	94.39	0.00
002-1271-6232-1000-00000-1-100	Bilingual Medicare	22.77	24.66	27.20
002-1271-6232-1000-46200-4-100	Bilingual Medicare	53.05	33.76	37.29

3 YEAR EXPENDITURE COMPARISON 2017-18 2016-17 2015-16

Account Code	Account Description	YTD Activity	1St Prior Year Actual	2Nd Prior Year Actual
002-1271-6232-1000-46201-4-100	Bilingual Medicare	0.00	0.00	12.77
002-1271-6232-1050-00998-1-100	Bilingual Medicare HS Dist Pd	726.45	581.63	565.32
002-1271-6232-1050-46200-4-100	Bilingual Medicare HS	269.18	262.48	237.04
002-1271-6232-2000-00998-1-100	Bilingual Medicare JH Dist Pd	596.22	586.32	570.12
002-1271-6232-2000-46200-4-100	Title IC Medicare JH Migrant	276.63	0.00	0.00
002-1271-6232-3000-00998-1-100	Bilingual Medicare SMS Dist Pd	0.00	0.00	120.84
002-1271-6232-3000-46200-4-100	Bilingual Medicare SMS	186.02	247.43	239.22
002-1271-6232-4020-00998-1-100	Bilingual Medicare HH Dist Pd	693.96	670.78	655.33
002-1271-6232-4030-00998-1-100	Bilingual Medicare PKV Dist Pd	603.01	530.49	512.25
002-1271-6232-4040-00998-1-100	Bilingual Medicare HM Dist Pd	751.68	744.36	716.52
002-1271-6232-4050-00998-1-100	Bilingual Medicare SKY Dist Pd	687.84	668.75	446.79
002-1271-6232-5020-00998-1-100	Bilingual Medicare WASH Dist Pd	595.59	583.80	553.74
001-1271-6241-1050-00998-1-100	Bilingual Employee Insurance HS Dist Pd	6,407.78	6,043.31	2,936.81
001-1271-6241-2000-00998-1-100	Bilingual Employee Insurance JH Dist Pd	3,203.76	3,021.56	2,936.63
001-1271-6241-3000-00998-1-100	Bilingual Employee Insurance SMS Dist Pd	6,407.78	9,065.06	0.00
001-1271-6241-4020-00998-1-100	Bilingual Employee Insurance HH Dist Pd	6,381.14	3,709.87	5,873.44
001-1271-6241-4030-00998-1-100	Bilingual Employee Insurance PKV Dist Pd	3,203.76	2,354.96	5,873.44
001-1271-6241-4040-00998-1-100	Bilingual Employee Insurance HM Dist Pd	6,407.78	5,208.91	0.00
001-1271-6241-4050-00998-1-100	Bilingual Employee Insurance SKY Dist Pd	3,204.02	0.00	0.00
001-1271-6241-5020-00998-1-100	Bilingual Employee Insurance WASH Dist Pd	3,204.02	2,354.87	0.00
002-1271-6241-1050-00998-1-100	Bilingual Employee Insurance HS Dist Pd	10,144.34	6,098.19	5,893.74
002-1271-6241-1050-46200-4-100	Bilingual Employee Insurance HS	6,407.78	6,043.31	5,873.44
002-1271-6241-2000-00998-1-100	Bilingual Employee Insurance JH Dist Pd	17.40	16.80	24.00
002-1271-6241-2000-46200-4-100	Title IC Employee Insurance JH Migrant	4,269.52	0.00	0.00
002-1271-6241-3000-00998-1-100	Bilingual Employee Insurance SMS Dist Pd	0.00	0.00	2,936.63
002-1271-6241-3000-46200-4-100	Bilingual Employee Insurance SMS	6,407.78	6,043.31	5,873.44
002-1271-6241-4020-00998-1-100	Bilingual Employee Insurance HH Dist Pd	6,408.51	6,098.19	5,893.74
002-1271-6241-4030-00998-1-100	Bilingual Employee Insurance PKV Dist Pd	6,408.51	6,098.19	5,893.74
002-1271-6241-4040-00998-1-100	Bilingual Employee Insurance HM Dist Pd	6,408.51	6,098.19	5,893.74
002-1271-6241-4050-00998-1-100	Bilingual Employee Insurance SKY Dist Pd	6,408.51	6,098.19	5,883.68
002-1271-6241-5020-00998-1-100	Bilingual Employee Insurance WASH Dist Pd	6,408.51	6,098.19	5,893.74
001-1271-6319-1000-46200-4-100	Bilingual Instruction Other Professional Serv	20.00	0.00	0.00
001-1271-6343-1000-46200-4-100	Bilingual Instruction Travel Title III Federa	105.38	0.00	0.00
001-1271-6361-1000-46200-4-100	Bilingual Instruction Postage Title III Fed	25.59	0.00	0.00
001-1271-6411-1000-46200-4-100	Bilingual Supplies	1,976.02	455.92	14,165.55
001-1271-6411-1000-46201-4-100	Bilingual Instruction Supplies	891.35	762.59	0.00
001-1271-6412-1000-46200-4-100	Bilingual Instructional Tech Supplies	2,415.30	0.00	0.00
001-1271-6412-1000-46201-4-100	Bilingual Instructional Tech Supplies	1,070.00	0.00	0.00
FUNCTION 1271 TOTAL	Bilingual	695,504.50	627,390.24	551,187.75
002-1281-6111-7500-12810-3-700	ECSE Certified Salaries Full Time	460,857.31	477,099.51	309,132.13
002-1281-6111-7500-44200-4-700	ECSE Certified Salaries Full Time	79,615.00	52,082.64	129,176.84
002-1281-6121-7500-12810-1-700	ECSE Certified Sub Part Time Salaries	0.00	0.00	1,029.43
002-1281-6121-7500-12810-3-700	ECSE Certified Sub Part Time Salaries	106,930.45	110,072.90	100,872.23
002-1281-6121-7500-44200-4-700	ECSE Certified Sub Part Time Salaries	289.56	0.00	0.00
002-1281-6131-7500-12810-3-700	ECSE Certified Supplemental Pay	165.00	90.00	0.00
002-1281-6141-1000-12810-3-700	ECSE Cert Unused Leave/Severance	3,202.50	4,167.50	4,172.50
002-1281-6141-7500-12810-3-700	ECSE Cert Unused Leave/Severance	1,275.00	650.00	125.00
001-1281-6151-7500-12810-3-700	ECSE Classified Salaries Full Time	263,957.95	263,229.00	228,548.55
002-1281-6151-7500-12810-1-700	ECSE Classified Salaries Full Time	0.00	0.00	1,136.97
002-1281-6151-7500-12810-3-700	ECSE Classified Salaries Full Time	136,922.42	133,600.90	152,871.26
001-1281-6161-7500-12810-3-700	ECSE Classified Salary Part Time	7,012.82	6,861.59	650.98
002-1281-6161-7500-12810-3-700	ECSE Classified Salary Part Time	13,864.67	6,924.30	5,828.59
001-1281-6171-1000-12810-1-700	ECSE Classified Unused Leave/Severance	385.00	1,682.50	577.50
001-1281-6171-7500-12810-3-700	ECSE Classified Unused Leave/Severance	1,535.00	1,160.00	577.50
002-1281-6171-1000-12810-3-700	ECSE Classified Unused Leave/Severance	432.50	700.00	1,032.50
002-1281-6211-7500-12810-1-700	ECSE PSRS Retirement	0.00	0.00	134.85
002-1281-6211-7500-12810-3-700	ECSE PSRS Retirement	85,593.95	87,090.59	58,490.01
002-1281-6211-7500-44200-4-700	ECSE PSRS Retirement	13,397.60	8,708.00	21,493.77
001-1281-6221-7500-12810-1-700	ECSE PEERS Retirement	0.00	0.00	79.68
001-1281-6221-7500-12810-3-700	ECSE PEERS Retirement	35,597.01	34,619.53	30,830.11
001-1281-6231-1000-12810-1-700	OASDI	23.87	0.00	0.00
001-1281-6231-1000-12810-3-700	ECSE OASDI	0.00	104.32	35.81

3 YEAR EXPENDITURE COMPARISON 2017-18 2016-17 2015-16

Account Code	Account Description	YTD Activity	1St Prior Year Actual	2Nd Prior Year Actual
001-1281-6231-7500-12810-1-700	ECSE OASDI	0.00	71.92	35.81
001-1281-6231-7500-12810-3-700	ECSE OASDI	16,709.25	16,586.81	14,065.07
002-1281-6231-1000-12810-1-700	ECSE OASDI	0.00	64.79	78.14
002-1281-6231-1000-12810-3-700	OASDI	40.93	0.00	0.00
002-1281-6231-7500-12810-1-700	ECSE OASDI	0.00	0.00	76.65
002-1281-6231-7500-12810-3-700	ECSE OASDI	12,034.81	11,883.46	13,323.78
002-1281-6231-7500-44200-4-700	ECSE OASDI	17.96	0.00	0.00
001-1281-6232-1000-12810-1-700	Medicare	5.59	0.00	0.00
001-1281-6232-1000-12810-3-700	ECSE Medicare	0.00	24.40	8.38
001-1281-6232-7500-12810-1-700	ECSE Medicare	0.00	16.83	8.37
001-1281-6232-7500-12810-3-700	ECSE Medicare	3,907.82	3,879.18	3,289.32
002-1281-6232-1000-12810-3-700	ECSE Medicare	52.73	70.58	75.49
002-1281-6232-7500-12810-1-700	ECSE Medicare	0.00	0.00	31.42
002-1281-6232-7500-12810-3-700	ECSE Medicare	9,476.77	9,471.23	7,320.96
002-1281-6232-7500-44200-4-700	ECSE Medicare	1,130.67	736.80	1,779.62
001-1281-6241-7500-12810-3-700	ECSE Employee Insurance	74,957.28	65,807.61	50,314.18
002-1281-6241-7500-12810-3-700	ECSE Employee Insurance	113,468.35	111,654.25	85,264.63
002-1281-6241-7500-44200-4-700	ECSE Employee Insurance	12,817.02	7,994.88	19,133.34
001-1281-6319-7500-44200-4-700	ECSE Professional Services	450.00	0.00	0.00
001-1281-6342-7500-44200-4-700	ECSE Pupil Transportation Non Route	917.50	2,915.11	0.00
001-1281-6343-7500-12810-3-700	ECSE Travel	0.00	289.36	0.00
001-1281-6343-7500-44200-4-700	ECSE Travel	5,815.32	1,885.30	4,218.50
001-1281-6361-7500-44200-4-700	ECSE Postage Telephone Cable	250.00	407.60	0.00
001-1281-6411-7500-12810-3-700	ECSE Supplies	0.00	281.64	0.00
001-1281-6411-7500-44200-4-700	ECSE Supplies	10,609.83	11,840.10	16,781.66
FUNCTION 1281 TOTAL	Early Childhood Sp Education	1,473,719.44	1,434,725.13	1,262,601.53
002-1321-6111-1050-00000-1-100	Business Educ Certified Salaries Full Time HS	147,110.50	143,978.81	137,528.73
002-1321-6111-2000-00000-1-100	Business Educ Certified Salaries Full Time JH	36,459.00	35,689.08	35,154.96
002-1321-6141-1000-00000-1-100	BusinessEduc Cert Unused Leave/Severance	800.00	925.00	1,025.00
002-1321-6211-1050-00000-1-100	Business Educ PSRS Retirement HS	23,956.41	23,522.44	22,494.87
002-1321-6211-2000-00000-1-100	Business Educ PSRS Retirement JH	6,213.27	6,056.76	5,948.55
002-1321-6232-1000-00000-1-100	Business Educ Medicare	11.60	13.42	14.86
002-1321-6232-1050-00000-1-100	Business Educ Medicare HS	2,054.84	2,003.26	1,913.30
002-1321-6232-2000-00000-1-100	Business Educ Medicare JH	522.72	511.52	503.76
002-1321-6241-1050-00000-1-100	Business Educ Employee Insurance HS	18,155.33	18,294.57	17,681.22
002-1321-6241-2000-00000-1-100	Business Educ Employee Insurance JH	6,408.51	6,098.19	5,893.74
001-1321-6371-1050-00000-1-100	Business Educ Dues & Membership HS	359.88	0.00	0.00
001-1321-6411-1050-00000-1-100	Business Educ Supplies HS	401.84	1,674.85	1,636.11
001-1321-6411-1050-00033-3-100	Business Educ Voc 50-50 Enhance Grt Supply HS	4,249.95	0.00	0.00
001-1321-6412-1050-00031-3-100	Business Educ Voc Enhance Grt Tech SuppliesHS	14,546.54	0.00	0.00
001-1321-6412-1050-00033-3-100	Business Voc 50-50 Enhance Grt Tech Softw HS	1,282.05	0.00	0.00
004-1321-6543-1050-00031-3-100	Business Educ Voc Enhance Grt Tech Hardw HS	8,131.91	0.00	0.00
004-1321-6544-1050-00031-3-100	Business Educ Voc Enhance Grt Tech Softw HS	44,051.34	0.00	0.00
FUNCTION 1321 TOTAL	Business Education	314,715.69	238,767.90	229,795.10
002-1331-6111-1050-00000-1-100	FACS Certified Salaries Full Time HS	85,403.96	83,171.00	82,308.96
002-1331-6111-2000-00000-1-100	FACS Certified Salaries Full Time JH	49,566.96	48,352.00	46,785.96
002-1331-6141-1000-00000-1-100	FACS Cert Unused Leave/Severance	867.50	525.00	700.00
002-1331-6211-1050-00000-1-100	FACS PSRS Retirement HS	14,159.65	13,895.59	13,564.73
002-1331-6211-2000-00000-1-100	FACS PSRS Retirement JH	8,113.95	7,892.80	7,635.03
002-1331-6232-1000-00000-1-100	FACS Medicare	12.58	7.62	10.15
002-1331-6232-1050-00000-1-100	FACS Medicare HS	1,206.88	1,174.91	1,157.65
002-1331-6232-2000-00000-1-100	FACS Medicare JH	714.12	696.48	673.80
002-1331-6241-1050-00000-1-100	FACS Employee Insurance HS	12,281.92	12,696.06	11,287.20
002-1331-6241-2000-00000-1-100	FACS Employee Insurance JH	6,408.51	6,098.19	5,893.74
001-1331-6312-1050-00031-3-100	FACS Instr Program Imp HS Vo Enhance Grt Serv	1,545.99	0.00	0.00
001-1331-6343-1050-00031-1-100	FACS Vo Enhance Grt Travel HS	1,022.00	0.00	0.00
001-1331-6343-1050-00714-1-100	FACS Travel HS	150.20	0.00	0.00
001-1331-6411-1050-00031-3-100	FACS Vo Enhance Grt Supplies HS	2,893.32	0.00	0.00
001-1331-6411-1050-00033-3-100	FACS 50/50 Voc Enhancement Gt Supplies	3,589.57	0.00	0.00
001-1331-6411-1050-00714-1-100	FACS Supplies HS	1,854.06	1,577.02	1,857.41
004-1331-6542-1050-00031-3-100	FACS Vo Enhance Grt Equipment Class Instr HS	1,296.36	0.00	0.00
004-1331-6542-1050-00033-3-100	FACS 50/50 Voc Enhance Grt Equipment	20,410.43	0.00	0.00

3 YEAR EXPENDITURE COMPARISON 2017-18 2016-17 2015-16

Account Code	Account Description	YTD Activity	1St Prior Year Actual	2Nd Prior Year Actual
FUNCTION 1331 TOTAL	Family and Consumer Sciences Educ	211,497.96	176,086.67	171,874.63
002-1351-6111-1050-0000-1-100	Marketing Certified Salaries Full Time HS	40,592.00	39,721.00	38,850.96
002-1351-6131-1050-0000-1-100	Marketing Certified Supplemental Pay HS	2,880.00	2,763.00	3,578.00
002-1351-6211-1050-0000-1-100	Marketing PSRS Retirement HS	7,230.15	7,042.00	7,003.23
002-1351-6232-1050-0000-1-100	Marketing Medicare HS	626.85	611.40	610.56
002-1351-6241-1050-0000-1-100	Marketing Employee Insurance HS	6,408.51	6,098.19	5,893.74
001-1351-6411-1050-0000-1-100	Marketing Educ Supplies HS	721.35	0.00	0.00
001-1351-6412-1050-0003-3-100	Marketing Vo Enhance Grt Tech Supplies HS	329.99	0.00	0.00
001-1351-6412-1050-0003-3-100	Marketing 50-50 Enhance Grt Tech Supplies HS	9,479.40	0.00	0.00
004-1351-6544-1050-0003-1-100	Marketing Vo Enhance Grt Tech Software HS	19,128.19	0.00	0.00
FUNCTION 1351 TOTAL	Marketing and Cooperative Education	87,396.44	56,235.59	55,936.49
002-1371-6111-1050-0003-1-100	PLTW Certified Salaries Full Time HS	124,730.60	35,517.00	73,639.92
002-1371-6111-2000-0003-1-100	PLTW Certified Salaries Full Time JH	45,608.00	44,543.00	43,272.00
002-1371-6121-1000-0003-1-100	PLTW PD Certified Sub Part Time Salaries	0.00	0.00	1,545.00
002-1371-6131-1050-0000-1-100	PLTW Certified Supplemental Pay HS	0.00	0.00	5,081.40
002-1371-6131-4020-0003-1-100	PLTW Certified Supplemental Pay HH	3,800.00	0.00	0.00
002-1371-6131-4030-0003-1-100	PLTW Certified Supplemental Pay PKV	800.00	0.00	0.00
002-1371-6131-4040-0003-1-100	PLTW Certified Supplemental Pay HM	1,200.00	0.00	0.00
002-1371-6131-5020-0003-1-100	PLTW Certified Supplemental Pay WASH	2,490.00	0.00	0.00
002-1371-6211-1000-0003-1-100	PLTW PSRS Retirement	0.00	0.00	224.05
002-1371-6211-1050-0000-1-100	PLTW PSRS Retirement HS	0.00	6,031.74	13,115.02
002-1371-6211-1050-0003-1-100	PLTW PSRS Retirement HS	20,865.91	0.00	0.00
002-1371-6211-2000-0000-1-100	PLTW PSRS Retirement JH	0.00	6,458.75	6,228.10
002-1371-6211-2000-0003-1-100	PLTWS PSRS Retirement JH	6,613.19	0.00	0.00
002-1371-6211-4020-0003-1-100	PLTW PSRS Retirement HH	551.00	0.00	0.00
002-1371-6211-4030-0003-1-100	PLTW PSRS Retirement PKV	116.00	0.00	0.00
002-1371-6211-4040-0003-1-100	PLTWS PSRS Retirement HM	174.00	0.00	0.00
002-1371-6211-5020-0003-1-100	PLTW PSRS Retirement WASH	361.06	0.00	0.00
002-1371-6232-1000-0003-1-100	PLTW Medicare	0.00	0.00	22.38
002-1371-6232-1050-0000-1-100	PLTW Medicare HS	0.00	509.04	1,092.51
002-1371-6232-1050-0003-1-100	PLTW Medicare HS	1,766.77	0.00	0.00
002-1371-6232-2000-0000-1-100	PLTW Medicare JH	0.00	645.84	627.48
002-1371-6232-2000-0003-1-100	PLTW Medicare JH	661.32	0.00	0.00
002-1371-6232-4020-0003-1-100	PLTW Medicare HH	55.10	0.00	0.00
002-1371-6232-4030-0003-1-100	PLTW Medicare PKV	11.60	0.00	0.00
002-1371-6232-4040-0003-1-100	PLTW Medicare HM	17.40	0.00	0.00
002-1371-6232-5020-0003-1-100	PLTW Medicare WASH	36.10	0.00	0.00
002-1371-6241-1050-0000-1-100	PLTW Employee Insurance HS	0.00	6,098.19	11,775.30
002-1371-6241-1050-0003-1-100	PLTW Employee Insurance HS	19,224.12	0.00	0.00
002-1371-6241-2000-0000-1-100	PLTW Employee Insurance JH	0.00	16.80	-295.60
002-1371-6241-2000-0003-1-100	PLTW Employee Insurance JH	17.40	0.00	0.00
001-1371-6312-1050-0003-1-100	PLTW Instr Program Imp Serv HS	2,400.00	0.00	0.00
001-1371-6334-1050-0003-1-100	PLTW Rental Equipment HS	55.12	0.00	0.00
001-1371-6342-1050-0003-1-100	PLTW Pupil Transportation Non Route HS	10,511.14	0.00	0.00
001-1371-6343-1000-0003-1-100	PLTW PDC Travel	5,532.73	9,598.72	0.00
001-1371-6343-1050-0003-1-100	PLTW Competition Travel HS	18,688.86	3,042.30	926.46
001-1371-6343-2000-0003-1-100	PLTW Training JH	2,606.25	0.00	0.00
001-1371-6343-4020-0003-1-100	PLTW Travel HH	610.91	0.00	0.00
001-1371-6343-5020-0003-1-100	PLTW Travel WASH	457.40	0.00	0.00
001-1371-6371-1050-0003-1-100	PLTW Dues & Membership HS	3,750.00	750.00	670.63
001-1371-6371-2000-0003-1-100	PLTW Dues & Memberships JH	1,500.00	0.00	0.00
001-1371-6371-3000-0003-1-100	PLTW Dues & Membership SMS	1,500.00	0.00	0.00
001-1371-6371-4020-0003-1-100	PLTW Dues and Memberships HH	1,500.00	0.00	0.00
001-1371-6371-4030-0003-1-100	PLTW Dues & Membership PKV	1,500.00	0.00	0.00
001-1371-6371-4040-0003-1-100	PLTW Dues & Membership HM	1,500.00	0.00	0.00
001-1371-6371-4050-0003-1-100	PLTW Dues & Membership SKY	1,500.00	0.00	0.00
001-1371-6371-5020-0003-1-100	PLTW Dues & Membership WASH	1,500.00	0.00	0.00
001-1371-6411-1050-0003-1-100	PLTW Supplies HS	25,892.87	29,574.50	14,780.40
001-1371-6411-2000-0003-1-100	PLTW Supplies JH	11,248.10	0.00	0.00
001-1371-6412-2000-0003-1-100	PLTW Instructional Tech Supplies JH	2,231.69	0.00	0.00
001-1371-6412-3000-0003-1-100	PLTW Instructional Tech Supplies SMS	41,028.28	0.00	0.00
001-1371-6412-4020-0003-1-100	PLTW Instructional Tech Supplies HH	70,757.10	0.00	0.00

3 YEAR EXPENDITURE COMPARISON 2017-18 2016-17 2015-16

Account Code	Account Description	YTD Activity	1St Prior Year Actual	2Nd Prior Year Actual
001-1371-6412-4030-00032-1-100	PLTW Instructional Tech Supplies PKV	3,716.00	0.00	0.00
001-1371-6412-4040-00032-1-100	PLTW Instructional Tech Supplies HM	15,427.00	0.00	0.00
001-1371-6412-4050-00032-1-100	PLTW Instructional Tech Supplies SKY	6,615.00	0.00	0.00
001-1371-6412-5020-00032-1-100	PLTW Instructional Tech Supplies WASH	27,433.60	0.00	0.00
004-1371-6543-1050-00031-3-100	PLTW Vo Enhance Grt Instr Tech Hardware HS	34,818.92	0.00	0.00
004-1371-6543-1050-00032-1-100	PLTW Instructional Tech Hardware HS	26,810.19	46,056.86	23,033.94
004-1371-6543-3000-00032-1-100	PLTW Instructional Tech Hardware SMS	7,548.90	0.00	0.00
004-1371-6543-4020-00032-1-100	PLTW Instructional Tech Hardware HH	4,548.95	0.00	0.00
004-1371-6543-5020-00032-1-100	PLTW Instructional Tech Hardware WASH	2,999.95	0.00	0.00
FUNCTION 1371 TOTAL	Project Lead The Way	565,288.53	188,842.74	195,738.99
002-1411-6121-2000-00703-1-100	Activity Club Cert Sub Part Time Salary JH Mu	708.66	300.04	0.00
001-1411-6221-1050-00501-1-100	Activity Club PEERS Retirement HS DECA	0.00	60.00	0.00
002-1411-6231-2000-00703-1-100	Activity Club OASDI JH Music	43.93	18.60	0.00
002-1411-6232-2000-00703-1-100	Activity Club Medicare JH Music	10.28	4.36	0.00
001-1411-6319-1050-00502-1-100	Activity Club Professional Services HS Drama	500.00	0.00	0.00
001-1411-6319-1050-00737-1-100	Activity Club Professional Services HS Band	1,150.00	0.00	0.00
001-1411-6319-1050-00750-1-100	Activity Club Prof Service HS Robotics Team	1,500.00	0.00	0.00
001-1411-6319-2000-00703-1-100	Activity Club Professional Service JH Music	895.50	0.00	0.00
001-1411-6342-1050-00501-1-100	Activity Club Pupil Trans Non Route HS DECA	163.30	0.00	0.00
001-1411-6342-1050-00502-1-100	Activity Club Pupil Trans Non Route HS Drama	198.39	0.00	0.00
001-1411-6342-1050-00503-1-100	Activity Club Pupil Trans Non Route HS FCCLA	557.25	0.00	0.00
001-1411-6342-1050-00504-1-100	Activity Club Pupil Trans NonRoute HS Science	623.34	0.00	0.00
001-1411-6342-1050-00512-1-100	Activity Club Pupil Trans Non Route HS FBLA	1,963.30	0.00	0.00
001-1411-6342-1050-00703-1-100	Activity Club Pupil Trans Non Route HS Music	104.32	0.00	0.00
001-1411-6342-1050-00750-1-100	Activity Club Pupil Trans NR HS Robotics Team	252.71	0.00	0.00
001-1411-6342-2000-00730-1-100	Activity Club Pupil Trans NonRout Gen Acct JH	163.88	0.00	0.00
001-1411-6342-3000-00730-1-100	Activity Club Pupil Trans NonRou Gen Acct SMS	1,216.66	0.00	0.00
001-1411-6342-4020-00730-1-100	Activity Club Pupil Trans NonRout Gen Acct HH	3,596.46	0.00	0.00
001-1411-6342-4030-00730-1-100	Activity Club Pupil Trans Non Rou GenAcct PKV	4,023.64	0.00	0.00
001-1411-6342-4040-00730-1-100	Activity Club Pupil Trans Non Rou Gen Acct HM	2,262.54	0.00	0.00
001-1411-6342-4050-00730-1-100	Activity Club Pupil Trans Non Rou GenAcct SKY	2,921.63	0.00	0.00
001-1411-6342-5020-00730-1-100	Activity Club Pupil Trans NonRou Gen Acct WSH	1,732.81	0.00	0.00
001-1411-6342-7500-00730-1-100	Activity Club Pupil Trans NonRou Gen AcctPCEC	429.27	0.00	0.00
001-1411-6343-1000-00071-1-100	Activity Club Travel Curriculum	183.89	3,126.00	4,083.91
001-1411-6343-1000-00999-1-100	Activity Club Travel Hope Fund	100.00	0.00	0.00
001-1411-6343-1050-00424-1-100	Activity Club National Travel HS	12,413.49	0.00	0.00
001-1411-6343-1050-00501-1-100	Activity Club Travel HS DECA	3,034.07	0.00	0.00
001-1411-6343-1050-00502-1-100	Activity Club Travel HS Drama	4,569.45	0.00	0.00
001-1411-6343-1050-00503-1-100	Activity Club Travel HS FCCLA	3,045.54	0.00	0.00
001-1411-6343-1050-00505-1-100	Activity Club Travel HS Spanish	30.00	0.00	0.00
001-1411-6343-1050-00509-1-100	Activity Club Travel HS NHS	1,110.00	0.00	0.00
001-1411-6343-1050-00510-1-100	Activity Club Travel HS HOSA Dues	2,615.00	0.00	0.00
001-1411-6343-1050-00512-1-100	Activity Club Travel HS FBLA	4,062.52	0.00	0.00
001-1411-6343-1050-00513-1-100	Activity Club Travel HS Academic Team	592.50	0.00	0.00
001-1411-6343-1050-00514-1-100	Activity Club Travel HS Math	418.00	0.00	0.00
001-1411-6343-1050-00515-1-100	Activity Club Travel HS Debate	294.00	0.00	0.00
001-1411-6343-1050-00516-1-100	Activity Club Travel HS STUCO	1,586.43	0.00	0.00
001-1411-6343-1050-00613-1-100	Activity Club Travel HS High Voltage	3,488.00	0.00	0.00
001-1411-6343-1050-00703-1-100	Activity Club Travel HS Music	1,414.86	0.00	0.00
001-1411-6343-1050-00714-1-100	Activity Club Travel HS Home Ec	537.01	0.00	0.00
001-1411-6343-1050-00732-1-100	Activity Club Travel HS Principals	759.90	0.00	0.00
001-1411-6343-1050-00737-1-100	Activity Club Travel HS Band	2,875.31	0.00	0.00
001-1411-6343-1050-00750-1-100	Activity Club Travel HS Robotics Team	25,659.50	0.00	0.00
001-1411-6343-2000-00730-1-100	Activity Club Travel General Account JH	1,263.00	0.00	0.00
001-1411-6343-2000-00748-1-100	Activity Club Travel JH Speech Drama	674.00	0.00	0.00
001-1411-6343-3000-00730-1-100	Activity Club Travel General Account SMS	412.50	0.00	0.00
001-1411-6343-4030-00730-1-100	Activity Club Travel General Account PKV	200.00	0.00	0.00
001-1411-6343-4050-00730-1-100	Activity Club Travel General Account SKY	229.94	0.00	0.00
001-1411-6343-5020-00730-1-100	Activity Club Travel General Account WASH	77.90	0.00	0.00
001-1411-6343-7500-00730-1-100	Activity Club Travel General Account PCEC	625.00	0.00	0.00
001-1411-6352-1050-00516-1-100	Activity Club Liablitiy Insurance HS STUCO	373.00	0.00	0.00
001-1411-6361-1050-00750-1-100	Activity Club Postage HS Robotics Team	244.59	0.00	0.00

3 YEAR EXPENDITURE COMPARISON 2017-18 2016-17 2015-16

Account Code	Account Description	YTD Activity	1St Prior Year Actual	2Nd Prior Year Actual
001-1411-6362-1050-00613-1-100	Activity Club Advertising HS High Voltage	25.50	0.00	0.00
001-1411-6363-1050-00750-1-100	Activity Club Printing&Binding HS RoboticTeam	1,128.48	0.00	0.00
001-1411-6371-1000-46300-4-100	Activity Club Dues & Membership Homeless	5,579.12	0.00	0.00
001-1411-6371-1050-00501-1-100	Activity Club Dues & Membership HS DECA	450.00	0.00	0.00
001-1411-6371-1050-00502-1-100	Activity Club Dues & Membership HS Drama	202.00	0.00	0.00
001-1411-6371-1050-00503-1-100	Activity Club Dues & Membership HS FCCLA	905.00	0.00	0.00
001-1411-6371-1050-00510-1-100	Activity Club Dues & Membership HS HOSA	420.00	0.00	0.00
001-1411-6371-1050-00512-1-100	Activity Club Dues & Membership HS FBLA	800.00	0.00	0.00
001-1411-6371-1050-00515-1-100	Activity Club Dues & Membership HS Debate	150.00	0.00	0.00
001-1411-6371-1050-00516-1-100	Activity Club Dues & Membership HS STUCO	125.00	0.00	0.00
001-1411-6371-1050-00703-1-100	Activity Club Dues & Membership HS Music	700.00	0.00	0.00
001-1411-6371-7500-00730-1-100	Activity Club Dues & Member General Acct PCEC	754.00	0.00	0.00
001-1411-6411-1000-00045-1-045	Activity Club Supplies FS General Activity	322.66	160.61	0.00
001-1411-6411-1000-00071-1-100	Activity Club Supplies Curriculum	8,605.96	1,323.70	745.11
001-1411-6411-1000-00730-1-100	Activity Club Supplies General Account CO	29,411.25	31,026.22	10,057.32
001-1411-6411-1000-00999-1-100	Activity Club Supplies Hope Fund	752.99	537.15	1,133.94
001-1411-6411-1000-12000-1-008	Activity Club Supplies Sp Ed Coop Escrow	1,000.00	500.00	1,849.64
001-1411-6411-1000-46300-4-100	Activity Club Supplies Homeless	0.00	2,844.00	7,402.83
001-1411-6411-1050-00019-1-100	Activity Club Supplies HS JROTC	0.00	750.00	416.39
001-1411-6411-1050-00422-1-100	Activity Club Supplies HS Athletic Dept	6,646.06	25,885.33	2,619.80
001-1411-6411-1050-00501-1-100	Activity Club Supplies HS DECA	7,971.49	10,963.22	10,188.20
001-1411-6411-1050-00502-1-100	Activity Club Supplies HS Drama	3,758.35	7,586.90	3,724.50
001-1411-6411-1050-00503-1-100	Activity Club Supplies HS FHA	3,998.17	13,764.35	7,238.55
001-1411-6411-1050-00504-1-100	Activity Club Supplies HS Science	827.60	2,745.15	2,515.45
001-1411-6411-1050-00505-1-100	Activity Club Supplies HS Spanish	834.48	57.93	86.72
001-1411-6411-1050-00509-1-100	Activity Club Supplies HS NHS	4,761.02	14,831.49	8,419.10
001-1411-6411-1050-00510-1-100	Activity Club Supplies HS HOSA	972.05	812.92	0.00
001-1411-6411-1050-00511-1-100	Activity Club Supplies HS Freshman Academy	9,888.50	11,578.05	11,683.48
001-1411-6411-1050-00512-1-100	Activity Club Supplies HS FBLA	4,613.14	12,755.36	12,285.83
001-1411-6411-1050-00513-1-100	Activity Club Supplies HS Academic Team	0.00	400.00	0.00
001-1411-6411-1050-00514-1-100	Activity Club Supplies HS Math	1,962.29	2,523.55	2,326.99
001-1411-6411-1050-00515-1-100	Activity Club Supplies HS Debate	40.98	998.92	1,030.60
001-1411-6411-1050-00516-1-100	Activity Club Supplies HS STUCO	2,344.13	3,845.94	2,619.60
001-1411-6411-1050-00517-1-100	Activity Club Supplies HS FTA	0.00	0.00	70.54
001-1411-6411-1050-00613-1-100	Activity Club Supplies HS High Voltage	5,809.07	10,573.74	11,252.92
001-1411-6411-1050-00701-1-100	Activity Club Supplies HS Yearbook	12,233.87	20,126.18	14,765.90
001-1411-6411-1050-00703-1-100	Activity Club Supplies HS Music	1,161.42	10,383.69	56,911.92
001-1411-6411-1050-00705-1-100	Activity Club Supplies HS Art	437.72	48.10	621.18
001-1411-6411-1050-00706-1-100	Activity Club Supplies HS Industrial Art	2,547.23	2,165.66	1,452.60
001-1411-6411-1050-00707-1-100	Activity Club Supplies HS Vocal	7.29	10,783.18	823.92
001-1411-6411-1050-00711-1-100	Activity Club Supplies HS Library	-47.98	-221.69	248.75
001-1411-6411-1050-00714-1-100	Activity Club Supplies HS Home Ec	3,000.41	0.00	0.00
001-1411-6411-1050-00730-1-100	Activity Club Supplies General Account HS	6,374.44	3,353.34	3,365.27
001-1411-6411-1050-00730-1-108	Activity Club Supplies General Account WHIT	8,474.27	3,834.92	3,192.44
001-1411-6411-1050-00732-1-100	Activity Club Supplies HS Principals	15,107.10	13,586.70	7,911.49
001-1411-6411-1050-00734-1-100	Activity Club Supplies HS Textbook	-13.99	-308.17	-251.37
001-1411-6411-1050-00735-1-108	Activity Club Fund Supplies WHIT Autism Fund	0.00	0.00	10,610.75
001-1411-6411-1050-00737-1-100	Activity Club Supplies HS Band	853.53	0.00	0.00
001-1411-6411-1050-00740-1-100	Activity Club Supplies HS Class of 2019	99.48	1,198.95	201.00
001-1411-6411-1050-00741-1-100	Activity Club Supplies HS Class of 2016	266.93	0.00	4,392.51
001-1411-6411-1050-00742-1-100	Activity Club Supplies HS Class of	7,623.38	4,382.57	1,655.07
001-1411-6411-1050-00743-1-100	Activity Club Supplies HS Class of 2018	1,213.88	1,384.00	0.00
001-1411-6411-1050-00744-1-100	Activity Club Supplies HS Art Wesner	0.00	-600.00	-1,210.00
001-1411-6411-1050-00745-1-100	Activity Club Supplies HS Art Mudd	2,595.48	2,116.85	1,089.84
001-1411-6411-1050-00746-1-100	Activity Club Supplies HS Art Shukers	-507.20	1,382.66	180.73
001-1411-6411-1050-00747-1-100	Activity Club Supplies HS Art Class Sparks	1,796.26	0.00	0.00
001-1411-6411-1050-00750-1-100	Activity Club Supplies HS Robotics Team	27,101.20	16,801.36	36,619.28
001-1411-6411-1050-00751-1-100	Activity Club Supplies HS Business Publishing	-84.00	0.00	73.07
001-1411-6411-2000-00508-1-100	Activity Club Supplies JH NJHS	1,191.00	3,546.91	2,732.84
001-1411-6411-2000-00516-1-100	Activity Club Supplies JH STUCO	1,071.79	1,556.67	1,429.98
001-1411-6411-2000-00701-1-100	Activity Club Supplies JH Yearbook	6,210.39	6,667.74	6,559.75
001-1411-6411-2000-00703-1-100	Activity Club Supplies JH Music	19,568.81	20,422.20	22,544.15

3 YEAR EXPENDITURE COMPARISON 2017-18 2016-17 2015-16

Account Code	Account Description	YTD Activity	1St Prior Year Actual	2Nd Prior Year Actual
001-1411-6411-2000-00705-1-100	Activity Club Supplies JH Art Fees Fines	2,218.66	2,535.75	906.26
001-1411-6411-2000-00706-1-100	Activity Club Supplies JH Industrial Art	2,981.92	8,279.54	2,498.94
001-1411-6411-2000-00711-1-100	Activity Club Supplies JH Library	9,319.57	4,112.73	5,207.87
001-1411-6411-2000-00730-1-100	Activity Club Supplies General Account JH	3,853.20	3,848.82	5,380.78
001-1411-6411-2000-00737-1-100	Activity Club Supplies JH Band	4,320.91	2,771.40	435.94
001-1411-6411-2000-00738-1-100	Activity Club Supplies JH FACS	2,169.48	1,791.61	826.62
001-1411-6411-2000-00739-1-100	Activity Club Supplies JH FCCLA	925.66	280.15	795.09
001-1411-6411-2000-00745-1-100	Activity Club Supplies JH Art Club	807.40	1,139.62	1,833.05
001-1411-6411-2000-00748-1-100	Activity Club Supplies JH Speech Drama	5,708.42	8,059.18	6,953.37
001-1411-6411-2000-00752-1-100	Activity Club Supplies JH 6th Grade Music	749.47	2,246.75	6,180.99
001-1411-6411-3000-00701-1-100	Activity Club Supplies SMS Yearbook	0.00	502.66	49.25
001-1411-6411-3000-00711-1-100	Activity Club Supplies SMS Library	4,908.33	6,640.56	6,967.20
001-1411-6411-3000-00730-1-100	Activity Club Supplies General Account SMS	12,028.93	10,325.16	7,101.04
001-1411-6411-4020-00516-1-100	Activity Club Supplies HH STUCO	438.71	504.12	962.05
001-1411-6411-4020-00730-1-100	Activity Club Supplies General Account HH	11,896.56	8,701.67	3,776.34
001-1411-6411-4030-00730-1-100	Activity Club Supplies General Account PKV	2,639.81	8,666.95	21,656.77
001-1411-6411-4040-00711-1-100	Activity Club Supplies HM Library	2,302.44	4,992.86	5,359.52
001-1411-6411-4040-00730-1-100	Activity Club Supplies General Account HM	11,526.39	15,322.00	11,825.86
001-1411-6411-4050-00711-1-100	Activity Club Supplies SKY Library	8,734.83	11,684.09	10,151.26
001-1411-6411-4050-00730-1-100	Activity Club Supplies General Account SKY	6,183.48	6,549.92	4,979.81
001-1411-6411-5020-00730-1-100	Activity Club Supplies General Account WASH	10,865.02	13,726.53	11,946.35
001-1411-6411-7500-00043-4-100	Activity Club Supplies Co-Op Medicare SDAC	117.61	1,000.00	12.00
001-1411-6411-7500-00730-1-100	Activity Club Supplies General Account PCEC	9,327.74	11,237.06	19,324.06
001-1411-6412-3000-00711-1-100	Activity Club Tech Supplies SMS Library	537.96	0.00	0.00
001-1411-6412-4030-00730-1-100	Activity Club TechSuppliesGeneral Account PKV	458.08	0.00	0.00
001-1411-6412-4040-00711-1-100	Activity Club Tech Supplies HM Library	1,198.03	0.00	0.00
001-1411-6412-7500-00730-1-100	Activity Club Tech Supplies General Acct PCEC	27.44	0.00	0.00
004-1411-6541-5020-00730-1-100	Activity Club Regular Equipment Gen Acct WASH	4,203.10	0.00	0.00
FUNCTION 1411 TOTAL	Student Activities	442,398.42	417,504.48	412,802.91
002-1421-6131-1050-00402-1-100	Activity Club Cert Supplemental Pay HS Wrestl	50.00	25.00	0.00
002-1421-6131-1050-00404-1-100	Activity Club Cert Supplemental Pay HS Baseba	0.00	250.00	875.00
002-1421-6131-1050-00405-1-100	Activity Club Cert Supplemental Pay HS Softba	0.00	50.00	0.00
002-1421-6131-1050-00408-1-100	Activity Club Cert Supplemental Pay HS Swim B	140.00	105.00	0.00
002-1421-6131-1050-00412-1-100	Activity Club Cert Supplemental Pay HS Track	145.00	150.00	440.00
002-1421-6131-1050-00414-1-100	Activity Club Cert Supplemental Pay HS BB Boy	260.00	150.00	200.00
002-1421-6131-1050-00415-1-100	Activity Club Cert Supplemental Pay HS BB Gir	25.00	0.00	0.00
002-1421-6131-1050-00416-1-100	Activity Club Cert Supplemental Pay HS Footba	1,385.00	1,855.00	860.00
002-1421-6131-1050-00417-1-100	Activity Club Cert Supplemental Pay HS VB	0.00	50.00	0.00
002-1421-6131-1050-00418-1-100	Activity Club Cert Supplemental Pay HS B Socc	310.00	150.00	737.50
002-1421-6131-1050-00419-1-100	Activity Club Cert Supplemental Pay HS G Socc	0.00	0.00	100.00
002-1421-6131-1050-00422-1-100	Activity Club Cert Supplemental Pay Athl Dept	795.00	1,280.00	200.00
002-1421-6131-2000-00416-1-100	Activity Club Cert Supplemental Pay JH FB	100.00	0.00	0.00
001-1421-6161-1050-00404-1-100	Activity Club Class Sal Part Time HS Baseball	75.00	0.00	0.00
001-1421-6161-1050-00418-1-100	Activity Club Class Salary Part Time HS Socce	75.00	0.00	0.00
002-1421-6211-1050-00402-1-100	Activity Club PSRS Retirement HS Wrestling	7.25	3.63	0.00
002-1421-6211-1050-00404-1-100	Activity Club PSRS Retirement HS Baseball	0.00	36.25	126.88
002-1421-6211-1050-00405-1-100	Activity Club PSRS Retirement HS Softball	0.00	7.25	0.00
002-1421-6211-1050-00408-1-100	Activity Club PSRS Retirement HS Swimming	20.31	15.23	0.00
002-1421-6211-1050-00412-1-100	Activity Club PSRS Retirement HS Track	21.03	21.75	63.81
002-1421-6211-1050-00414-1-100	Activity Club PSRS Retirement HS BB Boys	11.60	21.75	29.00
002-1421-6211-1050-00415-1-100	Activity Club PSRS Retirement HS BB Girls	3.63	0.00	0.00
002-1421-6211-1050-00416-1-100	Activity Club PSRS Retirement HS FB	200.84	268.98	124.71
002-1421-6211-1050-00417-1-100	Activity Club PSRS Retirement HS VB	0.00	7.25	0.00
002-1421-6211-1050-00418-1-100	Activity Club PSRS Retirement HS Soccer Bo	44.95	21.75	106.94
002-1421-6211-1050-00419-1-100	Activity Club PSRS Retirement HS Soccer Gi	0.00	0.00	14.51
002-1421-6211-1050-00422-1-100	Activity Club PSRS Retirement HS Ath Dept	102.23	170.38	29.00
002-1421-6211-2000-00416-1-100	Activity Club PSRS Retirement JH FB	14.50	0.00	0.00
001-1421-6221-1050-00404-1-100	Activity Club PEERS Retirement HS Baseball	5.15	0.00	0.00
001-1421-6221-1050-00418-1-100	Activity Club PEERS Retirement HS Soccer	5.14	0.00	0.00
001-1421-6221-1050-00422-1-100	Non Teacher Retirement	2.06	0.00	0.00
001-1421-6231-1050-00404-1-100	Activity Club OASDI HS Baseball	4.65	0.00	0.00
001-1421-6231-1050-00418-1-100	Activity Club OASDI HS Soccer Boys	4.65	0.00	0.00

3 YEAR EXPENDITURE COMPARISON 2017-18 2016-17 2015-16

Account Code	Account Description	YTD Activity	1St Prior Year Actual	2Nd Prior Year Actual
002-1421-6231-1050-00414-1-100	Activity Club OASDI HS BB Boys	11.16	0.00	0.00
002-1421-6231-1050-00422-1-100	Activity Club OASDI HS Athletic Dept	5.58	6.51	0.00
001-1421-6232-1050-00404-1-100	Activity Club Medicare HS Baseball	1.09	0.00	0.00
001-1421-6232-1050-00418-1-100	Activity Club Medicare HS Soccer Boys	1.09	0.00	0.00
002-1421-6232-1050-00402-1-100	Activity Club Medicare HS Wrestling	0.73	0.36	0.00
002-1421-6232-1050-00404-1-100	Activity Club Medicare HS Baseball	0.00	3.63	12.69
002-1421-6232-1050-00405-1-100	Activity Club Medicare HS Softball	0.00	0.73	0.00
002-1421-6232-1050-00408-1-100	Activity Club Medicare HS Swimming	2.03	1.53	0.00
002-1421-6232-1050-00412-1-100	Activity Club Medicare HS Track	2.10	2.19	6.39
002-1421-6232-1050-00414-1-100	Activity Club Medicare HS BB Boys	3.78	2.18	2.91
002-1421-6232-1050-00415-1-100	Activity Club Medicare HS BB Girls	0.36	0.00	0.00
002-1421-6232-1050-00416-1-100	Activity Club Medicare HS FB	20.17	26.93	12.47
002-1421-6232-1050-00417-1-100	Activity Club Medicare HS VB	0.00	0.72	0.00
002-1421-6232-1050-00418-1-100	Activity Club Medicare HS Soccer Boys	4.50	2.18	10.71
002-1421-6232-1050-00419-1-100	Activity Club Medicare HS Soccer Girls	0.00	0.00	1.45
002-1421-6232-1050-00422-1-100	Activity Club Medicare HS Athletic Dept	11.56	18.59	2.90
002-1421-6232-2000-00416-1-100	Activity Club Medicare JH FB	1.45	0.00	0.00
001-1421-6319-1050-00402-1-100	Activity Club Prof Services HS Wrestling	15.00	0.00	0.00
001-1421-6319-1050-00412-1-100	Activity Club Professional Service HS Track	18.95	0.00	0.00
001-1421-6319-1050-00422-1-100	Activity Club Prof Services HS Athletic Dept	19,697.75	0.00	0.00
001-1421-6319-1050-00445-1-100	Activity Club Prof Serv HS Athletic Trainer	9,000.00	0.00	0.00
001-1421-6319-1050-00802-1-100	School Sponsored Prof Services HS Wrestling	90.30	0.00	0.00
001-1421-6319-1050-00810-1-100	School Sponsored Prof Services HS Tennis Boys	45.00	0.00	0.00
001-1421-6319-1050-00819-1-100	School Sponsored Prof Service HS Soccer Girls	100.00	0.00	0.00
001-1421-6319-1050-00902-1-100	Officials Prof Serv HS Wrestling	2,010.00	2,130.00	1,800.00
001-1421-6319-1050-00904-1-100	Officials Prof Serv HS Baseball	5,050.00	4,610.00	6,550.00
001-1421-6319-1050-00905-1-100	Officials Prof Serv HS Softball	2,500.00	2,290.00	3,259.00
001-1421-6319-1050-00908-1-100	Officials Prof Serv HS Swimming Boys	700.00	700.00	660.00
001-1421-6319-1050-00909-1-100	Officials Prof Serv HS Swimming Girls	700.00	400.00	430.00
001-1421-6319-1050-00912-1-100	Officials Prof Serv HS Track	550.00	800.00	675.00
001-1421-6319-1050-00914-1-100	Officials Prof Serv HS Basketball Boys	4,105.00	4,070.00	5,880.00
001-1421-6319-1050-00915-1-100	Officials Prof Serv HS Basketball Girls	3,655.00	5,400.00	4,810.00
001-1421-6319-1050-00916-1-100	Officials Prof Serv HS Football	4,820.00	5,595.00	4,230.00
001-1421-6319-1050-00917-1-100	Officials Prof Serv HS Volleyball	3,240.00	3,240.00	3,380.00
001-1421-6319-1050-00918-1-100	Officials Prof Serv HS Soccer Boys	4,280.00	3,990.00	6,725.00
001-1421-6319-1050-00919-1-100	Officials Prof Serv HS Soccer Girls	3,440.00	4,380.00	3,900.00
001-1421-6319-2000-00912-1-100	Officials Prof Serv JH Track	550.00	550.00	550.00
001-1421-6319-2000-00914-1-100	Officials Prof Serv JH Basketball Boys	1,260.00	1,860.00	2,180.00
001-1421-6319-2000-00915-1-100	Officials Prof Serv JH Basketball Girls	1,420.00	1,590.00	770.00
001-1421-6319-2000-00916-1-100	Officials Prof Serv JH Football	1,320.00	1,360.00	1,320.00
001-1421-6319-2000-00917-1-100	Officials Prof Serv JH Volleyball	800.00	800.00	420.00
001-1421-6333-1000-00000-1-100	Activity Clubs Building Rental	2,500.00	0.00	0.00
001-1421-6342-1050-00422-1-100	Activity Club Trans NonRoute HS Athletic Dept	5,600.00	0.00	0.00
001-1421-6343-1000-00000-1-100	Supervisor School Sponsored Travel	14,706.13	27,317.95	4,295.96
001-1421-6343-1050-00401-1-100	Activity Club Travel HS Cheerleaders	11,030.00	0.00	0.00
001-1421-6343-1050-00402-1-100	Activity Club Travel HS Wrestling	3,930.32	0.00	0.00
001-1421-6343-1050-00404-1-100	Activity Club Travel HS Baseball	1,435.51	0.00	0.00
001-1421-6343-1050-00407-1-100	Activity Club Travel HS Golf Girls	150.00	0.00	0.00
001-1421-6343-1050-00408-1-100	Activity Club Travel HS Swimming Boys	389.66	0.00	0.00
001-1421-6343-1050-00409-1-100	Activity Club Travel HS Swimming Girls	175.00	0.00	0.00
001-1421-6343-1050-00410-1-100	Activity Club Travel HS Tennis Boys	315.67	0.00	0.00
001-1421-6343-1050-00412-1-100	Activity Club Travel HS Track	1,202.16	0.00	0.00
001-1421-6343-1050-00414-1-100	Activity Club Travel HS BB Boys	896.70	0.00	0.00
001-1421-6343-1050-00415-1-100	Activity Club Travel HS BB Girls	239.00	0.00	0.00
001-1421-6343-1050-00416-1-100	Activity Club Travel HS Football	75.00	0.00	0.00
001-1421-6343-1050-00417-1-100	Activity Club Travel HS Volleyball	209.00	0.00	0.00
001-1421-6343-1050-00418-1-100	Activity Club Travel HS Soccer Boys	810.19	0.00	0.00
001-1421-6343-1050-00419-1-100	Activity Club Travel HS Soccer Girls	299.00	0.00	0.00
001-1421-6343-1050-00422-1-100	Activity Club Travel HS Athletic Dept	5,665.98	0.00	0.00
001-1421-6343-1050-00801-1-100	School Sponsored Travel HS Cheerleaders	100.00	850.00	704.83
001-1421-6343-1050-00802-1-100	School Sponsored Travel HS Wrestling	724.83	1,700.00	1,700.00
001-1421-6343-1050-00804-1-100	School Sponsored Travel HS Baseball	0.00	2,719.37	2,720.00

3 YEAR EXPENDITURE COMPARISON 2017-18 2016-17 2015-16

Account Code	Account Description	YTD Activity	1St Prior Year Actual	2Nd Prior Year Actual
001-1421-6343-1050-00805-1-100	School Sponsored Travel HS Softball	500.00	1,763.00	1,763.00
001-1421-6343-1050-00806-1-100	School Sponsored Travel HS Golf Boys	842.00	850.00	850.00
001-1421-6343-1050-00807-1-100	School Sponsored Travel HS Girls Golf	500.00	850.00	826.36
001-1421-6343-1050-00808-1-100	School Sponsored Travel HS Swimming Boys	375.00	1,500.00	1,500.00
001-1421-6343-1050-00809-1-100	School Sponsored Travel HS Swimming Girls	350.00	849.81	850.00
001-1421-6343-1050-00810-1-100	School Sponsored Travel HS Tennis Boys	350.00	594.47	595.00
001-1421-6343-1050-00811-1-100	School Sponsored Travel HS Tennis Girls	225.00	800.00	800.00
001-1421-6343-1050-00812-1-100	School Sponsored Travel HS Track	1,744.06	2,531.84	2,550.00
001-1421-6343-1050-00814-1-100	School Sponsored Travel HS Basketball Boys	0.00	5,974.00	5,990.77
001-1421-6343-1050-00815-1-100	School Sponsored Travel HS Basketball Girls	0.00	3,400.00	3,391.51
001-1421-6343-1050-00816-1-100	School Sponsored Travel HS Football	0.00	10,588.00	10,133.32
001-1421-6343-1050-00817-1-100	School Sponsored Travel HS Volleyball	125.00	2,844.26	1,741.10
001-1421-6343-1050-00818-1-100	School Sponsored Travel HS Soccer Boys	2,493.63	3,982.00	1,178.85
001-1421-6343-1050-00819-1-100	School Sponsored Travel HS Soccer Girls	0.00	4,276.68	3,987.05
001-1421-6343-1050-00821-1-100	School Sponsored Travel HS Cross Country	780.00	680.00	662.50
001-1421-6343-1050-00823-1-100	School Sponsored Travel HS State Tournament	10,704.34	10,964.94	11,141.09
001-1421-6343-1050-00846-1-100	School Sponsored Travel HS Conference	3,370.64	7,990.00	7,990.00
001-1421-6343-1050-00902-1-100	Officials Travel HS Wrestling	180.00	193.00	237.00
001-1421-6343-1050-00904-1-100	Officials Travel HS Baseball	1,684.00	1,340.00	2,068.00
001-1421-6343-1050-00905-1-100	Officials Travel HS Softball	482.00	499.00	599.00
001-1421-6343-1050-00908-1-100	Officials Travel HS Swimming Boys	126.00	144.00	126.00
001-1421-6343-1050-00909-1-100	Officials Travel HS Swimming Girls	144.00	119.00	122.00
001-1421-6343-1050-00912-1-100	Officials Travel HS Track	200.00	300.00	385.00
001-1421-6343-1050-00914-1-100	Officials Travel HS Basketball Boys	799.50	1,066.50	1,434.00
001-1421-6343-1050-00915-1-100	Officials Travel HS Basketball Girls	768.50	1,256.50	1,279.00
001-1421-6343-1050-00916-1-100	Officials Travel HS Football	234.00	620.00	138.00
001-1421-6343-1050-00917-1-100	Officials Travel HS Volleyball	83.00	66.00	84.00
001-1421-6343-1050-00918-1-100	Officials Travel HS Soccer Boys	564.00	456.00	1,021.00
001-1421-6343-1050-00919-1-100	Officials Travel HS Soccer Girls	447.00	361.00	383.00
001-1421-6343-2000-00412-1-100	Activity Club Travel JH Track	15.00	0.00	0.00
001-1421-6343-2000-00812-1-100	School Sponsored Travel JH Track	680.00	595.00	630.00
001-1421-6343-2000-00814-1-100	School Sponsored Travel JH Basketball Boys	829.86	3,745.36	3,960.00
001-1421-6343-2000-00815-1-100	School Sponsored Travel JH Basketball Girls	225.00	2,081.48	2,077.00
001-1421-6343-2000-00816-1-100	School Sponsored Travel JH Football	0.00	2,339.00	2,336.97
001-1421-6343-2000-00817-1-100	School Sponsored Travel JH Volleyball	265.00	1,018.39	1,041.00
001-1421-6343-2000-00912-1-100	Officials Travel JH Track	273.00	200.00	200.00
001-1421-6343-2000-00914-1-100	Officials Travel JH Basketball Boys	362.00	359.00	586.00
001-1421-6343-2000-00915-1-100	Officials Travel JH Basketball Girls	362.00	310.00	223.00
001-1421-6343-2000-00916-1-100	Officials Travel JH Football	0.00	12.00	0.00
001-1421-6343-2000-00917-1-100	Officials Travel JH Volleyball	147.00	190.00	146.00
001-1421-6352-1000-00000-1-100	School Sponsor Stud Athletic Liability Insur	12,200.00	0.00	0.00
001-1421-6361-1050-00402-1-100	Activity Club Postage HS Wrestling	11.45	0.00	0.00
001-1421-6371-1050-00000-1-100	Sch Sponsored MSHSAA Dues & Membership HS	7,002.52	0.00	0.00
001-1421-6371-1050-00404-1-100	Activity Club Dues & Membership HS Baseball	120.00	0.00	0.00
001-1421-6371-1050-00405-1-100	Activity Club Dues & Membership HS Softball	115.00	0.00	0.00
001-1421-6371-1050-00415-1-100	Activity Club Dues & Memberships HS BB Girls	49.58	0.00	0.00
001-1421-6371-1050-00419-1-100	Activity Club Dues&Membership HS Soccer Girls	149.00	0.00	0.00
001-1421-6371-1050-00814-1-100	School Sponsor Dues & Memberships HS BB Boys	25.00	0.00	0.00
001-1421-6371-1050-00815-1-100	School Sponsor Dues & Memberships HS BB Girls	25.00	0.00	0.00
001-1421-6371-2000-00816-1-100	Activity Club Dues & Memberships JH Football	100.00	0.00	0.00
001-1421-6411-1050-00210-1-100	School Sponsored Supplies HS SPIZ	100.23	0.00	0.00
001-1421-6411-1050-00401-1-100	Activity Club Supplies HS Cheerleaders	9,739.65	8,141.87	8,560.16
001-1421-6411-1050-00402-1-100	Activity Club Supplies HS Wrestling	5,346.73	4,518.51	5,866.19
001-1421-6411-1050-00404-1-100	Activity Club Supplies HS Baseball	4,662.98	16,067.97	5,470.76
001-1421-6411-1050-00405-1-100	Activity Club Supplies HS Softball	195.00	361.95	3,077.72
001-1421-6411-1050-00406-1-100	Activity Club Supplies HS Golf Boys	1,849.66	9,180.13	4,795.86
001-1421-6411-1050-00407-1-100	Activity Club Supplies HS Golf Girls	675.00	1,156.56	1,425.50
001-1421-6411-1050-00408-1-100	Activity Club Supplies HS Swimming Boys	1,321.91	1,435.19	3,038.14
001-1421-6411-1050-00409-1-100	Activity Club Supplies HS Swimming Girls	1,224.20	4,444.87	6,188.42
001-1421-6411-1050-00410-1-100	Activity Club Supplies HS Tennis Boys	2,253.79	724.67	654.17
001-1421-6411-1050-00411-1-100	Activity Club Supplies HS Tennis Girls	952.58	662.92	1,906.74
001-1421-6411-1050-00412-1-100	Activity Club Supplies HS Track	5,073.45	3,909.15	7,885.65

3 YEAR EXPENDITURE COMPARISON 2017-18 2016-17 2015-16

Account Code	Account Description	YTD Activity	1St Prior Year Actual	2Nd Prior Year Actual
001-1421-6411-1050-00414-1-100	Activity Club Supplies HS BB Boys	11,322.38	1,034.00	0.00
001-1421-6411-1050-00415-1-100	Activity Club Supplies HS BB Girls	3,953.02	1,151.75	0.00
001-1421-6411-1050-00416-1-100	Activity Club Supplies HS Football	4,488.14	5,271.22	7,794.40
001-1421-6411-1050-00417-1-100	Activity Club Supplies HS Volleyball	125.00	2,094.30	4,815.36
001-1421-6411-1050-00418-1-100	Activity Club Supplies HS Soccer Boys	872.39	1,394.39	6,377.16
001-1421-6411-1050-00419-1-100	Activity Club Supplies HS Soccer Girls	5,496.48	898.32	5,016.13
001-1421-6411-1050-00421-1-100	Activity Club Supplies HS Cross Country	1,984.46	3,887.00	985.00
001-1421-6411-1050-00422-1-100	Activity Club Supplies HS Athletic Dept	5,651.65	6,512.67	25,657.48
001-1421-6411-1050-00446-1-100	Activity Club Supplies HS Conference	3,005.66	523.85	1,976.33
001-1421-6411-1050-00735-1-100	Activity Club Supplies HS Start Up Cash	800.00	0.00	4.00
001-1421-6411-1050-00745-1-100	Activity Club Supplies HS Art Supplies	1,058.65	5,246.45	4,054.47
001-1421-6411-1050-00801-1-100	School Sponsored Supplies HS Cheerleaders	750.00	0.00	0.00
001-1421-6411-1050-00802-1-100	School Sponsored Supplies HS Wrestling	875.24	0.00	0.00
001-1421-6411-1050-00804-1-100	School Sponsored Supplies HS Baseball	2,681.00	0.00	0.00
001-1421-6411-1050-00807-1-100	School Sponsored Supplies HS Girls Golf	331.06	0.00	0.00
001-1421-6411-1050-00808-1-100	School Sponsored Supplies HS Swimming Boys	1,123.43	0.00	0.00
001-1421-6411-1050-00809-1-100	School Sponsored Supplies HS Swimming Girls	500.00	0.00	0.00
001-1421-6411-1050-00810-1-100	School Sponsored Supplies HS Tennis Boys	147.52	0.00	0.00
001-1421-6411-1050-00811-1-100	School Sponsored Supplies HS Tennis Girls	516.14	0.00	0.00
001-1421-6411-1050-00812-1-100	School Sponsored Supplies HS Track	505.94	0.00	0.00
001-1421-6411-1050-00814-1-100	School Sponsored Supplies HS Basketball Boys	1,117.67	0.00	0.00
001-1421-6411-1050-00815-1-100	School Sponsored Supplies HS Basketball Girls	1,364.67	0.00	0.00
001-1421-6411-1050-00816-1-100	School Sponsored Supplies HS Football	10,588.00	0.00	0.00
001-1421-6411-1050-00817-1-100	School Sponsored Supplies HS Volleyball	420.90	0.00	0.00
001-1421-6411-1050-00818-1-100	School Sponsored Supplies HS Soccer Boys	1,291.17	0.00	0.00
001-1421-6411-1050-00819-1-100	School Sponsored Supplies HS Soccer Girls	3,880.91	0.00	0.00
001-1421-6411-1050-00821-1-100	School Sponsored Supplies HS Cross Country	271.00	0.00	0.00
001-1421-6411-1050-00845-1-100	School Sponsored Supplies HS Athletic Trainer	1,932.17	3,315.00	3,299.64
001-1421-6411-1050-00846-1-100	School Sponsored Supplies HS Conference	1,410.06	0.00	0.00
001-1421-6411-2000-00412-1-100	Activity Club Supplies JH Track	3,450.00	3,669.90	3,298.91
001-1421-6411-2000-00414-1-100	Activity Club Supplies JH BB Boys	3,794.14	40.00	328.00
001-1421-6411-2000-00415-1-100	Activity Club Supplies JH BB Girls	113.14	2,192.00	300.00
001-1421-6411-2000-00416-1-100	Activity Club Supplies JH Football	0.00	2.90	96.00
001-1421-6411-2000-00417-1-100	Activity Club Supplies JH Volleyball	1,465.41	745.21	433.00
001-1421-6411-2000-00423-1-100	Activity Club Supplies JH State Tournaments	0.00	850.00	714.50
001-1421-6411-2000-00814-1-100	School Sponsored Supplies JH Basketball Boys	410.00	0.00	0.00
001-1421-6411-2000-00815-1-100	School Sponsored Supplies JH Basketball Girls	1,788.86	0.00	0.00
001-1421-6411-2000-00816-1-100	School Sponsored Supplies JH Football	2,769.22	0.00	0.00
001-1421-6411-2000-00817-1-100	School Sponsored Supplies JH Volleyball	1,338.58	0.00	0.00
001-1421-6411-2000-00823-1-100	School Sponsored Supplies JH State Tournament	30.00	0.00	0.00
001-1421-6412-1050-00402-1-100	Activity Club Tech Supplies HS Wrestling	150.00	0.00	0.00
001-1421-6412-1050-00422-1-100	Activity Club Tech Supplies HS Athletic Dept	368.99	0.00	0.00
001-1421-6412-1050-00812-1-100	School Sponsored Tech Supplies HS Track	300.00	0.00	0.00
001-1421-6412-2000-00414-1-100	Activity Club Tech Supplies JH BB Boy	399.00	0.00	0.00
004-1421-6541-1050-00416-1-100	Activity Club Equip HS Football	1,229.50	0.00	0.00
FUNCTION 1421 TOTAL	School-Sponsored Athletics	294,189.55	248,200.07	249,962.87
002-1911-6311-1000-00000-1-100	Tuition Other Districts in State Purch Instr	116,297.90	103,851.30	95,482.56
FUNCTION 1911 TOTAL	Tuition to Other Districts in State	116,297.90	103,851.30	95,482.56
002-1921-6311-1000-00000-1-100	Area Career Tuition VocPurc Instr Serv	252,053.00	231,977.00	201,446.00
FUNCTION 1921 TOTAL	Area Career Center Fees	252,053.00	231,977.00	201,446.00
002-1931-6311-1000-00000-1-100	Tuition Sp Ed SevHandicap Voc Purch Instr	0.00	0.00	2,393.90
FUNCTION 1931 TOTAL	Tuition Sp Ed Dist Within State	0.00	0.00	2,393.90
001-1933-6313-1000-44100-4-700	Tuition Sp Ed Private Agenc Pupil Services NP	0.00	0.00	33,631.04
002-1933-6313-1000-12210-3-700	Tuition Sp Ed Private Agencies Pupil Serv NP	11,722.00	61,028.76	0.00
002-1933-6313-1000-44100-4-700	Tuition Sp Ed Private Agencies Pupil Serv NP	33,303.10	38,000.00	0.00
FUNCTION 1933 TOTAL	Tuition Sp Ed Private Agencies	45,025.10	99,028.76	33,631.04
001-2112-6151-1000-00000-1-100	Attendance Classified Salaries Full Time	121,644.10	108,625.33	117,773.08
001-2112-6171-1000-00000-1-100	Attendance Classified Unused Leave/Severance	245.00	1,853.20	1,105.00
001-2112-6221-1000-00000-1-100	Attendance PEERS Retirement	9,562.18	8,452.33	9,260.83
001-2112-6231-1000-00000-1-100	Attendance OASDI	6,829.61	6,378.64	6,902.08
001-2112-6232-1000-00000-1-100	Attendance Medicare	1,597.22	1,491.81	1,614.19
001-2112-6241-1000-00000-1-100	Attendance Employee Insurance	17,798.09	14,629.77	17,294.92

3 YEAR EXPENDITURE COMPARISON 2017-18 2016-17 2015-16

Account Code	Account Description	YTD Activity	1St Prior Year Actual	2Nd Prior Year Actual
001-2112-6343-1000-00000-1-100	Attendance Travel	500.00	0.00	0.00
FUNCTION 2112 TOTAL	Attendance Services	158,176.20	141,431.08	153,950.10
002-2113-6151-1050-00000-1-100	Social Work Serv Class Salaries Full Time HS	34,070.71	0.00	0.00
002-2113-6151-1050-45100-4-100	Social Worker Ser Class Salaries Full Time HS	0.00	0.00	13,519.68
002-2113-6151-1050-45100-4-108	Social Worker Serv Class Salary FullTime WHIT	17,622.72	34,875.87	22,751.88
002-2113-6151-1050-45200-4-108	Social Worker Class Sal FullTimeWHIT Title IC	17,622.84	0.00	0.00
002-2113-6151-1050-46300-4-100	Social Worker Ser Class Sal Full Time HS Home	0.00	34,261.42	33,702.09
002-2113-6151-3000-45100-4-100	Social Worker Serv Class Salary Full Time SMS	26,924.76	14,738.05	14,242.02
002-2113-6151-4020-45100-4-100	Social Worker Serv Class Salary Full Time HH	38,474.76	38,192.22	37,203.23
002-2113-6151-4030-00000-1-100	Social Work Serv Class Salaries Full Time PKV	31,103.63	0.00	0.00
002-2113-6151-4030-45100-4-100	Social Worker Class Sal FullTime PKV Title I	0.00	22,107.13	24,743.00
002-2113-6151-4040-45100-4-100	Social Worker Class Sal Full Time HM Title IA	6,731.16	0.00	11,376.00
002-2113-6151-4050-45100-4-100	Social Worker Class Sal Full Time SKY Title I	42,750.96	41,831.00	23,005.22
002-2113-6151-5020-46300-4-100	Social Worker Class Sal Full Time WASH Home	37,650.83	37,445.15	36,603.24
002-2113-6171-1000-00000-1-100	SocialWorkerClassified Unused Leave/Severance	997.50	1,602.50	910.00
001-2113-6221-1050-00000-1-100	Social Worker Serv PEERS Retirement HS	2,739.07	0.00	0.00
001-2113-6221-1050-45100-4-100	Social Worker Serv PEERS Retirement HS	0.00	0.00	1,060.86
001-2113-6221-1050-45100-4-108	Social Worker Serv PEERS Retirement WHIT	1,428.12	2,809.64	1,847.18
001-2113-6221-1050-45200-4-108	Social Worker Serv PEERS Retirement WHIT	1,428.15	0.00	0.00
001-2113-6221-1050-46300-4-100	Social Worker PEERS Retirement HS Homeless	0.00	2,767.49	2,714.63
001-2113-6221-3000-45100-4-100	Social Worker Serv PEERS Retirement SMS	2,197.77	1,177.86	1,138.05
001-2113-6221-4020-45100-4-100	Social Worker Serv PEERS Retirement HH	3,077.79	3,037.13	2,954.76
001-2113-6221-4030-00000-1-100	Social Worker PEERS Retirement PKV	2,572.11	0.00	0.00
001-2113-6221-4030-45100-4-100	Social Worker Serv PEERS Retirement PKV	0.00	1,766.88	1,972.37
001-2113-6221-4040-45100-4-100	Social Worker Serv PEERS Retirement HM	549.42	0.00	930.90
001-2113-6221-4050-45100-4-100	Social Worker Serv PEERS Retirement SKY	3,371.16	3,286.83	1,814.06
001-2113-6221-5020-46300-4-100	Social Worker PEERS Retirement WASH Homeless	3,021.27	2,985.90	2,913.60
002-2113-6231-1000-00000-1-100	Social Worker Serv OASDI	61.85	99.37	56.42
002-2113-6231-1050-00000-1-100	Social Worker Serv OASDI HS	2,089.15	0.00	0.00
002-2113-6231-1050-45100-4-100	Social Worker Serv OASDI HS	0.00	0.00	833.42
002-2113-6231-1050-45100-4-108	Social Worker Serv OASDI WHIT	1,036.80	2,050.68	1,382.70
002-2113-6231-1050-45200-4-108	Social Worker Serv OASDI WHIT	1,036.80	0.00	0.00
002-2113-6231-1050-46300-4-100	Social Worker Serv OASDI HS Homeless	0.00	2,098.80	2,064.12
002-2113-6231-3000-45100-4-100	Social Worker Serv OASDI SMS	1,669.32	913.80	883.00
002-2113-6231-4020-45100-4-100	Social Worker Serv OASDI HH	2,370.96	2,353.44	2,292.12
002-2113-6231-4030-00000-1-100	Social Worker Serv OASDI PKV	1,914.00	0.00	0.00
002-2113-6231-4030-45100-4-100	Social Worker Serv OASDI PKV	0.00	1,370.64	1,532.91
002-2113-6231-4040-45100-4-100	Social Worker Serv OASDI HM	417.36	0.00	705.36
002-2113-6231-4050-45100-4-100	Social Worker Serv OASDI SKY	2,636.16	2,579.04	1,417.86
002-2113-6231-5020-46300-4-100	Social Worker Serv OASDI WASH Homeless	1,976.73	1,969.92	1,924.77
002-2113-6232-1000-00000-1-100	Social Worker Serv Medicare	14.48	23.23	13.21
002-2113-6232-1050-00000-1-100	Social Worker Serv Medicare HS	488.55	0.00	0.00
002-2113-6232-1050-45100-4-100	Social Worker Serv Medicare HS	0.00	0.00	194.94
002-2113-6232-1050-45100-4-108	Social Worker Serv Medicare WHIT	242.40	479.63	323.38
002-2113-6232-1050-45200-4-108	Social Worker Serv Medicare WHIT	242.52	0.00	0.00
002-2113-6232-1050-46300-4-100	Social Worker Serv Medicare HS Homeless	0.00	490.80	482.76
002-2113-6232-3000-45100-4-100	Social Worker Serv Medicare SMS	390.48	213.72	206.48
002-2113-6232-4020-45100-4-100	Social Worker Serv Medicare HH	554.52	550.44	536.04
002-2113-6232-4030-00000-1-100	Social Worker Serv Medicare PKV	447.60	0.00	0.00
002-2113-6232-4030-45100-4-100	Social Worker Serv Medicare PKV	0.00	320.52	358.58
002-2113-6232-4040-45100-4-100	Social Worker Serv Medicare HM	97.56	0.00	164.96
002-2113-6232-4050-45100-4-100	Social Worker Serv Medicare SKY	616.56	603.12	331.59
002-2113-6232-5020-46300-4-100	Social Worker Serv Medicare WASH Homeless	462.30	460.71	450.18
002-2113-6241-1050-00000-1-100	Social Worker Serv Employee Insurance HS	5,873.41	0.00	0.00
002-2113-6241-1050-45100-4-100	Social Worker Serv Employee Insurance HS	0.00	0.00	1,952.40
002-2113-6241-1050-45100-4-108	Social Worker Serv Employee Insurance WHIT	3,204.18	6,098.19	4,190.98
002-2113-6241-1050-45200-4-108	Social Worker Serv Employee Insurance WHIT	3,204.33	0.00	0.00
002-2113-6241-1050-46300-4-100	Social Worker Serv Employee Insur HS Homeles	0.00	6,098.19	5,893.74
002-2113-6241-3000-45100-4-100	Social Worker Serv Employee Insurance SMS	5,126.79	2,439.27	2,357.49
002-2113-6241-4020-45100-4-100	Social Worker Serv Employee Insurance HH	6,408.51	6,098.19	5,893.74
002-2113-6241-4030-00000-1-100	Social Worker Serv Employee Insurance PKV	6,408.51	0.00	0.00
002-2113-6241-4030-45100-4-100	Social Worker Serv Employee Insurance PKV	0.00	3,658.92	4,024.35

3 YEAR EXPENDITURE COMPARISON 2017-18 2016-17 2015-16

Account Code	Account Description	YTD Activity	1St Prior Year Actual	2Nd Prior Year Actual
002-2113-6241-4040-45100-4-100	Social Worker Serv Employee Insurance HM	1,281.72	0.00	2,202.26
002-2113-6241-4050-45100-4-100	Social Worker Serv Employee Insurance SKY	6,408.51	6,098.19	3,453.24
002-2113-6241-5020-46300-4-100	Social Worker Serv Employee Insur WASH Homel	6,408.51	6,098.19	5,893.74
001-2113-6319-1000-46300-4-100	Social Worker Serv Professional Serv Homeless	70.00	0.00	0.00
001-2113-6343-1000-45100-4-100	Social Worker Serv Travel Title I Federal	126.61	0.00	0.00
001-2113-6343-1000-45200-4-100	Social Worker ServTravel Title I C Migran	701.19	0.00	0.00
001-2113-6343-1000-46201-4-100	Social Worker Serv Travel Title III Immigrant	0.00	0.00	386.39
001-2113-6343-1000-46300-4-100	Social Worker Serv Travel Homeless	2,953.24	3,000.00	3,417.53
001-2113-6343-1000-49201-4-100	Social Worker Serv Travel Title VB	25.42	0.00	0.00
001-2113-6361-1000-45100-4-100	Social Worker Serv Communication CO Title I	180.00	0.00	0.00
001-2113-6361-2000-45100-4-100	Social Worker Serv Communication JH Title I	180.00	0.00	0.00
001-2113-6361-4020-45100-4-100	Social Worker Serv Communication HH Title I	180.00	180.00	180.00
001-2113-6361-4030-45100-4-100	Social Worker Serv Communication PKVTitle I	160.00	180.00	280.31
001-2113-6361-4040-45100-4-100	Social Worker Serv Communication HM Title I	340.00	180.00	180.00
001-2113-6361-4050-45100-4-100	Social Worker Serv Comm SKY Title I	180.00	0.00	0.00
001-2113-6361-5020-45100-4-100	Social Worker Serv Comm WASH Title I	180.00	0.00	0.00
001-2113-6411-1000-45100-4-100	Social Worker Serv Supplies Title I Federal	91.20	0.00	0.00
001-2113-6411-1000-45200-4-100	Social Worker Serv Supplies Title IC	0.00	481.98	948.15
001-2113-6411-1000-46201-4-100	Social Worker Serv Supplies Title III Immigra	0.00	0.00	1,000.00
001-2113-6411-1000-46300-4-100	Social Worker Serv Supplies Homeless	4,247.33	7,959.98	10,226.39
001-2113-6411-4050-45100-4-100	Social Worker Serv Supplies SKY Title I	0.00	340.00	180.00
001-2113-6411-5020-45100-4-100	Social Worker Serv Supplies WASH Title I	0.00	20.00	0.00
FUNCTION 2113 TOTAL	Social Work Services	347,040.29	308,394.03	304,218.28
001-2114-6151-1000-12210-1-700	Pupil Accounting SerClass Sal Full Time Sp Ed	9,782.42	9,297.08	11,787.51
001-2114-6151-1050-00000-1-100	Pupil Accounting Serv Class Sal Full Time HS	69,300.27	77,748.89	79,847.26
001-2114-6151-1050-01080-1-108	Pupil Accounting Ser Class Sal Full Time WHIT	8,407.96	8,117.86	7,850.96
001-2114-6151-2000-00000-1-100	Pupil Accounting Serv Class Sal Full Time JH	22,053.91	35,813.09	33,161.22
001-2114-6151-3000-00000-1-100	Pupil Accounting Serv Class Sal Full Time SMS	21,969.36	22,813.02	21,226.08
001-2114-6151-4020-00000-1-100	Pupil Accounting Serv Class Sal Full Time HH	14,578.48	14,426.06	13,773.85
001-2114-6151-4030-00000-1-100	Pupil Accounting Serv Class Sal Full Time PKV	14,837.51	13,734.75	12,555.59
001-2114-6151-4040-00000-1-100	Pupil Accounting Serv Class Sal Full Time HM	11,418.28	11,437.14	10,839.10
001-2114-6151-4050-00000-1-100	Pupil Accounting Serv Class Sal Full Time SKY	11,236.72	11,113.48	10,371.54
001-2114-6151-5020-00000-1-100	Pupil Accounting Ser Class Sal Full Time WASH	5,526.02	12,258.23	11,973.98
001-2114-6171-1000-00000-1-100	Pupil Accounting Class Unused Leave/Severance	2,263.75	3,516.25	1,032.50
001-2114-6221-1000-12210-1-700	Pupil Accounting Serv PEERS Retirement Sp Ed	0.00	0.00	137.78
001-2114-6221-1050-00000-1-100	Pupil Accounting Serv PEERS Retirement HS	5,606.33	6,274.23	6,480.89
001-2114-6221-1050-01080-1-108	Pupil Accounting Serv PEERS Retirement WHIT	795.91	763.51	694.72
001-2114-6221-2000-00000-1-100	Pupil Accounting Serv PEERS Retirement JH	1,960.56	3,085.53	2,876.76
001-2114-6221-3000-00000-1-100	Pupil Accounting Serv PEERS Retirement SMS	1,726.26	1,771.61	1,612.27
001-2114-6221-4020-00000-1-100	Pupil Accounting Serv PEERS Retirement HH	1,219.26	1,196.25	1,145.50
001-2114-6221-4030-00000-1-100	Pupil Accounting Serv PEERS Retirement PKV	1,246.41	1,157.73	1,061.95
001-2114-6221-4040-00000-1-100	Pupil Accounting Serv PEERS Retirement HM	1,002.41	991.22	944.19
001-2114-6221-4050-00000-1-100	Pupil Accounting Serv PEERS Retirement SKY	990.01	969.04	912.15
001-2114-6221-5020-00000-1-100	Pupil Accounting Serv PEERS Retirement WASH	379.06	840.88	821.39
001-2114-6231-1000-00000-1-100	Pupil Accounting Serv OASDI	140.37	218.04	64.03
001-2114-6231-1000-12210-1-700	Pupil Accounting Serv OASDI Sp Ed	606.51	576.41	729.70
001-2114-6231-1050-00000-1-100	Pupil Accounting Serv OASDI HS	4,143.75	4,590.88	4,707.28
001-2114-6231-1050-01080-1-108	Pupil Accounting Serv OASDI WHIT	513.29	492.43	470.27
001-2114-6231-2000-00000-1-100	Pupil Accounting Serv OASDI JH	1,341.06	2,183.10	2,035.02
001-2114-6231-3000-00000-1-100	Pupil Accounting Serv OASDI SMS	1,362.09	1,414.43	1,315.99
001-2114-6231-4020-00000-1-100	Pupil Accounting Serv OASDI HH	883.93	883.56	852.88
001-2114-6231-4030-00000-1-100	Pupil Accounting Serv OASDI PKV	892.62	842.02	771.25
001-2114-6231-4040-00000-1-100	Pupil Accounting Serv OASDI HM	707.91	709.09	672.00
001-2114-6231-4050-00000-1-100	Pupil Accounting Serv OASDI SKY	681.21	676.06	630.38
001-2114-6231-5020-00000-1-100	Pupil Accounting Serv OASDI WASH	342.61	759.98	742.36
001-2114-6232-1000-00000-1-100	Pupil Accounting Serv Medicare	32.83	50.99	14.97
001-2114-6232-1000-12210-1-700	Pupil Accounting Serv Medicare Sp Ed	141.85	134.79	170.66
001-2114-6232-1050-00000-1-100	Pupil Accounting Serv Medicare HS	969.21	1,073.79	1,101.00
001-2114-6232-1050-01080-1-108	Pupil Accounting Serv Medicare WHIT	120.02	115.16	109.99
001-2114-6232-2000-00000-1-100	Pupil Accounting Serv Medicare JH	313.65	510.56	475.92
001-2114-6232-3000-00000-1-100	Pupil Accounting Serv Medicare SMS	318.56	330.82	307.75
001-2114-6232-4020-00000-1-100	Pupil Accounting Serv Medicare HH	206.74	206.61	199.45

3 YEAR EXPENDITURE COMPARISON 2017-18 2016-17 2015-16

Account Code	Account Description	YTD Activity	1St Prior Year Actual	2Nd Prior Year Actual
001-2114-6232-4030-00000-1-100	Pupil Accounting Serv Medicare PKV	208.79	196.94	180.39
001-2114-6232-4040-00000-1-100	Pupil Accounting Serv Medicare HM	165.54	165.81	157.13
001-2114-6232-4050-00000-1-100	Pupil Accounting Serv Medicare SKY	159.34	158.13	147.45
001-2114-6232-5020-00000-1-100	Pupil Accounting Serv Medicare WASH	80.11	177.72	173.59
001-2114-6241-1000-12210-1-700	Pupil Accounting Ser Employee Insurance Sp Ed	0.00	0.00	244.06
001-2114-6241-1050-00000-1-100	Pupil Accounting Serv Employee Insurance HS	12,473.02	13,759.58	14,685.05
001-2114-6241-1050-01080-1-108	Pupil Accounting Serv Employee Insurance WHIT	3,203.75	3,021.56	2,285.91
001-2114-6241-2000-00000-1-100	Pupil Accounting Serv Employee Insurance JH	6,544.54	9,193.90	8,810.16
001-2114-6241-3000-00000-1-100	Pupil Accounting Serv Employee Insurance SMS	3,212.26	3,031.02	2,297.90
001-2114-6241-4020-00000-1-100	Pupil Accounting Serv Insurance HH	3,204.02	3,021.56	2,936.63
001-2114-6241-4030-00000-1-100	Pupil Accounting Serv Employee Insurance PKV	3,340.78	3,150.78	2,936.90
001-2114-6241-4040-00000-1-100	Pupil Accounting Serv Employee Insurance HM	3,203.76	3,021.56	2,936.63
001-2114-6241-4050-00000-1-100	Pupil Accounting Serv Employee Insurance SKY	3,204.03	3,021.75	2,936.81
001-2114-6241-5020-00000-1-100	Pupil Accounting Serv Employee Insuranc WASH	3.09	9.27	11.97
FUNCTION 2114 TOTAL	Pupil Accounting Services	259,022.13	295,024.15	287,218.67
001-2119-6151-1000-45100-4-100	Other Att & Socia Class Sal Full Time Title I	8,862.00	10,480.22	8,622.85
001-2119-6221-1000-45100-4-100	Other Attendance & Soc Work PEERS Retirement	607.97	619.87	591.55
001-2119-6231-1000-45100-4-100	Other Attendance & Soc Work OASDI	549.47	560.23	534.64
001-2119-6232-1000-45100-4-100	Other Attendance & Soc WorkMedicare	128.54	131.04	125.04
001-2119-6241-1000-45100-4-100	Other Attendance & Soc Work Employee Insuranc	6.40	6.30	9.00
FUNCTION 2119 TOTAL	Other Attendance and Soc Work Serv	10,154.38	11,797.66	9,883.08
002-2121-6111-1050-00000-1-100	Guidance Certified Salaries Full Time HS	208,801.11	207,794.91	201,161.31
002-2121-6111-2000-00000-1-100	Guidance Certified Salary Full Time JH	149,087.32	146,173.75	141,607.43
002-2121-6111-3000-00000-1-100	Guidance Certified Salary Full Time SMS	39,548.46	42,603.42	41,406.12
002-2121-6111-4020-00000-1-100	Guidance Certified Salary Full Time HH	44,438.00	43,374.00	42,101.00
002-2121-6111-4030-00000-1-100	Guidance Certified Salary Full Time PKV	52,245.96	51,742.00	49,821.96
002-2121-6111-4040-00000-1-100	Guidance Certified Salary Full Time HM	53,307.00	52,804.00	50,883.96
002-2121-6111-4050-00000-1-100	Guidance Certified Salary Full Time SKY	49,566.96	48,352.00	55,887.00
002-2121-6111-5020-00000-1-100	Guidance Certified Salary Full Time WASH	46,521.00	45,458.00	44,043.00
002-2121-6141-1000-00000-1-100	Guidance Cert Unused Leave/Severance	1,595.00	1,890.00	3,105.00
001-2121-6151-1050-00000-1-100	Guidance Classified Salaries Full Time HS	33,232.97	28,119.52	27,554.11
001-2121-6151-2000-00000-1-100	Guidance Classified Salaries Full Time JH	28,952.07	0.00	0.00
001-2121-6171-1000-00000-1-100	Guidance Classified Unused Leave/Severance	575.00	0.00	140.00
002-2121-6211-1050-00000-1-100	Guidance PSRS Retirement HS	33,982.80	33,657.40	32,572.95
002-2121-6211-2000-00000-1-100	Guidance PSRS Retirement JH	24,397.72	23,840.60	23,157.03
002-2121-6211-3000-00000-1-100	Guidance PSRS Retirement SMS	6,738.45	7,059.29	6,855.03
002-2121-6211-4020-00000-1-100	Guidance PSRS Retirement HH	6,443.51	6,289.20	6,104.64
002-2121-6211-4030-00000-1-100	Guidance PSRS Retirement PKV	8,502.39	8,384.43	8,075.31
002-2121-6211-4040-00000-1-100	Guidance PSRS Retirement HM	8,656.23	8,538.40	8,229.27
002-2121-6211-4050-00000-1-100	Guidance PSRS Retirement SKY	8,113.95	7,892.80	8,882.51
002-2121-6211-5020-00000-1-100	Guidance PSRS Retirement WASH	7,672.26	7,473.26	7,237.35
001-2121-6221-1050-00000-1-100	Guidance PEERS Retirement HS	2,815.46	2,342.29	2,291.49
001-2121-6221-2000-00000-1-100	Guidance PEERS Retirement JH	2,424.39	0.00	0.00
001-2121-6231-1000-00000-1-100	Guidance OASDI	35.65	0.00	8.68
001-2121-6231-1050-00000-1-100	Guidance OASDI HS	2,047.79	1,686.23	1,651.20
001-2121-6231-2000-00000-1-100	Guidance OASDI JH	1,757.05	0.00	0.00
001-2121-6232-1000-00000-1-100	Guidance Medicare	8.34	0.00	2.03
001-2121-6232-1050-00000-1-100	Guidance Medicare HS	478.92	394.35	386.16
001-2121-6232-2000-00000-1-100	Guidance Medicare JH	410.92	0.00	0.00
002-2121-6232-1000-00000-1-100	Guidance Medicare	23.14	27.42	45.03
002-2121-6232-1050-00000-1-100	Guidance Medicare HS	2,933.34	2,928.97	2,837.37
002-2121-6232-2000-00000-1-100	Guidance Medicare JH	1,987.98	1,952.47	1,892.78
002-2121-6232-3000-00000-1-100	Guidance Medicare SMS	565.50	616.62	600.36
002-2121-6232-4020-00000-1-100	Guidance Medicare HH	644.40	628.92	610.44
002-2121-6232-4030-00000-1-100	Guidance Medicare PKV	715.15	709.20	685.02
002-2121-6232-4040-00000-1-100	Guidance Medicare HM	758.88	751.68	723.84
002-2121-6232-4050-00000-1-100	Guidance Medicare SKY	639.30	623.10	806.18
002-2121-6232-5020-00000-1-100	Guidance Medicare WASH	668.64	653.16	632.64
001-2121-6241-1050-00000-1-100	Guidance Employee Insurance HS	7,830.75	6,043.31	5,873.44
001-2121-6241-2000-00000-1-100	Guidance Employee Insurance JH	6,407.78	0.00	0.00
002-2121-6241-1050-00000-1-100	Guidance Employee Insurance HS	25,634.04	24,392.76	23,574.96
002-2121-6241-2000-00000-1-100	Guidance Employee Insurance JH	19,225.53	18,294.57	18,169.32

3 YEAR EXPENDITURE COMPARISON 2017-18 2016-17 2015-16

Account Code	Account Description	YTD Activity	1St Prior Year Actual	2Nd Prior Year Actual
002-2121-6241-3000-00000-1-100	Guidance Employee Insurance SMS	6,942.20	6,098.19	5,893.74
002-2121-6241-4020-00000-1-100	Guidance Employee Insurance HH	17.40	16.80	24.00
002-2121-6241-4030-00000-1-100	Guidance Employee Insurance PKV	6,408.51	6,098.19	5,893.74
002-2121-6241-4040-00000-1-100	Guidance Employee Insurance HM	6,408.51	6,098.19	5,893.74
002-2121-6241-4050-00000-1-100	Guidance Employee Insurance SKY	6,408.51	6,098.19	5,393.46
002-2121-6241-5020-00000-1-100	Guidance Employee Insurance WASH	6,408.51	6,098.19	5,893.74
001-2121-6343-1050-00000-1-100	Guidance Travel HS	1,146.36	0.00	0.00
001-2121-6343-2000-00000-1-100	Guidance Travel JH	494.98	0.00	0.00
001-2121-6343-3000-00000-1-100	Guidance Travel SMS	247.49	0.00	0.00
001-2121-6343-4020-00000-1-100	Guidance Travel HH	392.64	0.00	0.00
001-2121-6343-4030-00000-1-100	Guidance Travel PKV	145.00	0.00	0.00
001-2121-6343-4040-00000-1-100	Guidance Travel HM	247.49	0.00	0.00
001-2121-6343-4050-00000-1-100	Guidance Travel SKY	145.00	0.00	0.00
001-2121-6343-5020-00000-1-100	Guidance Travel WASH	247.49	0.00	0.00
001-2121-6371-1050-00000-1-100	Guidance Dues & Membership HS	200.00	0.00	0.00
001-2121-6371-2000-00000-1-100	Guidance Dues & Membership JH	100.00	0.00	0.00
001-2121-6371-3000-00000-1-100	Guidance Dues & Membership SMS	50.00	0.00	0.00
001-2121-6371-4020-00000-1-100	Guidance Dues & Membership HH	50.00	0.00	0.00
001-2121-6371-4030-00000-1-100	Guidance Dues & Membership PKV	118.55	0.00	0.00
001-2121-6371-4040-00000-1-100	Guidance Dues & Membership HM	50.00	0.00	0.00
001-2121-6371-5020-00000-1-100	Guidance Dues & Membership WASH	50.00	0.00	0.00
001-2121-6411-1050-00000-1-100	Guidance Supplies HS	1,470.00	1,539.00	1,500.53
001-2121-6411-2000-00000-1-100	Guidance Supplies JH	466.75	338.96	458.76
FUNCTION 2121 TOTAL	Guidance System Support	928,606.50	865,877.74	850,567.63
001-2123-6411-1000-00000-1-100	Appraisal Services Supplies	897.22	0.00	0.00
001-2123-6412-1000-00000-1-100	Appraisal Services Instr Tech Supplies	124,028.07	82,850.92	79,277.76
FUNCTION 2123 TOTAL	Appraisal Services	124,925.29	82,850.92	79,277.76
001-2131-6151-1000-00000-1-100	Health Service Classified Salaries Full Time	53,724.96	35,585.13	35,251.80
001-2131-6151-1000-46300-4-100	Health Services Classified Sal Full Time Dist	0.00	17,789.87	17,623.20
001-2131-6151-1050-00000-1-100	Health Services Classified Sal Full Time HS	30,967.47	31,056.60	30,420.85
001-2131-6151-2000-00000-1-100	Health Services Classified Sal Full Time JH	28,987.15	29,266.35	28,346.65
001-2131-6151-3000-00000-1-100	Health Services Classified Sal Full Time SMS	24,673.75	23,766.65	23,337.33
001-2131-6151-4020-00000-1-100	Health Services Classified Sal Full Time HH	38,651.00	38,301.00	37,800.96
001-2131-6151-4030-00000-1-100	Health Services Classified Sal Full Time PKV	35,994.96	35,239.00	34,332.96
001-2131-6151-4040-00000-1-100	Health Services Classified Sal Full Time HM	23,302.46	22,423.13	17,945.72
001-2131-6151-4050-00000-1-100	Health Services Classified Sal Full Time SKY	37,901.00	37,551.00	37,050.96
001-2131-6151-5020-00000-1-100	Health Services Classified Sal Full Time WASH	23,164.93	22,254.88	22,298.36
001-2131-6151-7500-00000-1-100	Health Services Classified Sal Full Time PCEC	8,650.79	8,474.70	6,926.16
001-2131-6151-7500-00043-4-100	Health Services Class Sal Full Time PCEC SDAC	0.00	0.00	4,968.69
001-2131-6161-1050-00000-1-100	Health Services Classified Salary PartTime HS	3,861.85	2,137.15	4,055.37
001-2131-6161-2000-00000-1-100	Health Services Classified Salary PartTime JH	1,639.53	679.08	1,313.30
001-2131-6161-3000-00000-1-100	Health Services Classified Sal PartTime SMS	1,186.14	1,745.09	667.15
001-2131-6161-4020-00000-1-100	Health Services Classified Salary PartTime HH	6,434.59	891.77	2,717.64
001-2131-6161-4030-00000-1-100	Health Services Classified Sal Part Time PKV	1,790.29	3,932.48	1,532.95
001-2131-6161-4040-00000-1-100	Health Services Classified Salary PartTime HM	1,224.73	462.17	11,989.27
001-2131-6161-4050-00000-1-100	Health Services Classified Sal Part Time SKY	1,493.96	2,993.01	1,352.49
001-2131-6161-5020-00000-1-100	Health Services Classified Sal Part Time WASH	856.04	471.51	832.34
001-2131-6171-1000-00000-1-100	Health Serv Classified Unused Leave/Severance	1,275.00	805.00	1,015.00
001-2131-6221-1000-00000-1-100	Health Services PEERS Retirement	4,087.35	2,719.29	2,686.77
001-2131-6221-1000-46300-4-100	Health Services PEERS Retirement Homeless	0.00	1,359.42	1,343.16
001-2131-6221-1050-00000-1-100	Health Services PEERS Retirement HS	2,562.64	2,543.79	2,632.69
001-2131-6221-2000-00000-1-100	Health Services PEERS Retirement JH	2,426.81	2,420.97	2,356.77
001-2131-6221-3000-00000-1-100	Health Services PEERS Retirement SMS	2,130.91	2,043.68	2,022.28
001-2131-6221-4020-00000-1-100	Health Services PEERS Retirement HH	3,089.88	3,044.67	3,108.22
001-2131-6221-4030-00000-1-100	Health Services PEERS Retirement PKV	2,907.72	2,834.56	2,775.12
001-2131-6221-4040-00000-1-100	Health Services PEERS Retirement HM	2,036.83	1,892.46	2,042.27
001-2131-6221-4050-00000-1-100	Health Services PEERS Retirement SKY	3,038.42	2,993.19	2,944.32
001-2131-6221-5020-00000-1-100	Health Services PEERS Retirement WASH	1,589.11	1,526.69	1,529.66
001-2131-6221-7500-00000-1-100	Health Services PEERS Retirement PCEC	773.15	713.44	472.67
001-2131-6221-7500-00043-4-100	Health Services PEERS Retirement PCEC SDAC	0.00	0.00	354.52
001-2131-6231-1000-00000-1-100	Health Services OASDI	3,365.92	2,224.08	2,216.46
001-2131-6231-1000-46300-4-100	Health Services OASDI Homeless	0.00	1,086.96	1,076.64

3 YEAR EXPENDITURE COMPARISON 2017-18 2016-17 2015-16

Account Code	Account Description	YTD Activity	1St Prior Year Actual	2Nd Prior Year Actual
001-2131-6231-1050-00000-1-100	Health Services OASDI HS	2,159.41	2,058.03	2,137.52
001-2131-6231-2000-00000-1-100	Health Services OASDI JH	1,873.47	1,831.21	1,813.57
001-2131-6231-3000-00000-1-100	Health Services OASDI SMS	1,603.31	1,581.74	1,488.26
001-2131-6231-4020-00000-1-100	Health Services OASDI HH	2,780.82	2,415.45	2,497.70
001-2131-6231-4030-00000-1-100	Health Services OASDI PKV	2,282.04	2,368.06	2,130.90
001-2131-6231-4040-00000-1-100	Health Services OASDI HM	1,464.89	1,368.08	1,855.97
001-2131-6231-4050-00000-1-100	Health Services OASDI SKY	2,417.14	2,488.37	2,355.56
001-2131-6231-5020-00000-1-100	Health Services OASDI WASH	1,489.29	1,409.05	1,434.10
001-2131-6231-7500-00000-1-100	Health Services OASDI PCEC	531.88	521.93	429.41
001-2131-6231-7500-00043-4-100	Health Services OASDI PCEC SDAC	0.00	0.00	296.80
001-2131-6232-1000-00000-1-100	Health Services Medicare	787.19	520.23	518.36
001-2131-6232-1000-46300-4-100	Health Services Medicare Homeless	0.00	254.16	251.76
001-2131-6232-1050-00000-1-100	Health Services Medicare HS	505.03	481.29	499.86
001-2131-6232-2000-00000-1-100	Health Services Medicare JH	438.15	428.27	424.13
001-2131-6232-3000-00000-1-100	Health Services Medicare SMS	374.98	369.93	348.07
001-2131-6232-4020-00000-1-100	Health Services Medicare HH	650.33	564.92	584.07
001-2131-6232-4030-00000-1-100	Health Services Medicare PKV	533.67	553.83	498.37
001-2131-6232-4040-00000-1-100	Health Services Medicare HM	342.60	319.96	434.00
001-2131-6232-4050-00000-1-100	Health Services Medicare SKY	565.27	581.98	551.00
001-2131-6232-5020-00000-1-100	Health Services Medicare WASH	348.31	329.53	335.41
001-2131-6232-7500-00000-1-100	Health Services Medicare PCEC	124.39	122.05	100.43
001-2131-6232-7500-00043-4-100	Health Services Medicare PCEC SDAC	0.00	0.00	69.42
001-2131-6241-1000-00000-1-100	Health Services Employee Insurance	5,873.41	4,065.60	3,929.28
001-2131-6241-1000-46300-4-100	Health Services Employee Insurance Homeless	0.00	2,032.59	1,964.46
001-2131-6241-1050-00000-1-100	Health Services Employee Insurance HS	6,407.78	6,043.31	5,873.44
001-2131-6241-2000-00000-1-100	Health Services Employee Insurance JH	6,407.78	6,043.31	5,873.44
001-2131-6241-3000-00000-1-100	Health Services Employee Insurance SMS	6,407.78	6,043.31	5,873.44
001-2131-6241-4020-00000-1-100	Health Services Employee Insurance HH	6,408.51	6,098.19	5,893.74
001-2131-6241-4030-00000-1-100	Health Services Employee Insurance PKV	6,408.51	6,098.19	5,893.74
001-2131-6241-4040-00000-1-100	Health Services Employee Insurance HM	6,407.78	5,030.81	0.00
001-2131-6241-4050-00000-1-100	Health Services Employee Insurance SKY	6,403.12	6,098.19	5,893.74
001-2131-6241-5020-00000-1-100	Health Services Employee Insurance WASH	18.69	18.63	24.03
001-2131-6241-7500-00000-1-100	Health Services Employee Insurance PCEC	2,627.16	1,930.71	4.92
001-2131-6241-7500-00043-4-100	Health Services Employee Insurance PCEC SDAC	0.00	0.00	203.40
001-2131-6343-3000-00022-4-100	Health Services Travel MO Teams Project	1,107.02	0.00	0.00
001-2131-6411-3000-00022-4-100	Health Services Supplies MO Teams Project	55.14	0.00	0.00
FUNCTION 2131 TOTAL	Health ServiceArea Direction	429,594.19	413,299.68	411,823.00
001-2132-6313-1000-00000-1-100	Medical Services Pupil Services Non Payroll	2,250.00	0.00	0.00
FUNCTION 2132 TOTAL	Medical Services	2,250.00	0.00	0.00
001-2139-6319-1000-00044-4-100	Other Health Services Prof Serv ClaimCarSp Ed	18,258.65	20,815.52	29,892.71
001-2139-6343-1000-00000-1-100	Other Health Services Travel	93.02	0.00	0.00
001-2139-6343-1000-00044-4-100	Other Health Services Travel Claim Care Sp Ed	6,979.36	5,000.00	4,764.85
FUNCTION 2139 TOTAL	Other Health Services	25,331.03	25,815.52	34,657.56
001-2143-6151-1050-00000-1-100	Psych Counseling Classified Sal Full Time HS	25,438.44	0.00	0.00
001-2143-6151-2000-00000-1-100	Psych Counseling Classified Sal Full Time JH	25,438.56	0.00	0.00
001-2143-6221-1050-00000-1-100	Psych Counseling PEERS Retirement HS	1,982.54	0.00	0.00
001-2143-6221-2000-00000-1-100	Psych Counseling PEERS Retirement JH	1,982.54	0.00	0.00
001-2143-6231-1050-00000-1-100	Psych Counseling OASDI HS	1,398.59	0.00	0.00
001-2143-6231-2000-00000-1-100	Psych Counseling OASDI JH	1,398.60	0.00	0.00
001-2143-6232-1050-00000-1-100	Psych Counseling Medicare HS	327.05	0.00	0.00
001-2143-6232-2000-00000-1-100	Psych Counseling Medicare JH	327.14	0.00	0.00
001-2143-6241-1050-00000-1-100	Psych Counseling Employee Insurance HS	3,471.02	0.00	0.00
001-2143-6241-2000-00000-1-100	Psych Counseling Employee Insurance JH	3,471.18	0.00	0.00
FUNCTION 2143 TOTAL	Psychological Counseling Services	65,235.66	0.00	0.00
002-2211-6111-1000-00998-1-100	Instr Serv Cert Salaries Full Time Dist Pd	104,282.00	102,590.00	100,335.00
002-2211-6111-4020-46500-4-100	Instr Serv Cert Salaries FullTime HH Title II	26,907.45	26,460.48	25,840.91
002-2211-6111-4030-46500-4-100	Instr Ser Cert Salaries FullTime PKV Title II	27,665.44	27,066.62	26,398.31
002-2211-6111-4040-46500-4-100	Instr Serv Cert Salaries FullTime HM Title II	26,334.83	26,146.74	25,866.83
002-2211-6111-4050-46200-4-100	Instr Serv Certified Salaries Full Time SKY	0.00	0.00	22,479.00
002-2211-6111-4050-46500-4-100	Instr ServCert Salaries FullTime SKY Title II	31,781.96	31,507.16	30,562.17
002-2211-6111-5020-46500-4-100	Instr Serv Cert Salary FullTime WASH Title II	9,029.62	8,961.94	8,863.79
002-2211-6111-5020-49201-4-100	Instr Serv Cert Sal Full Time Title VB	17,877.94	17,498.77	16,977.12

3 YEAR EXPENDITURE COMPARISON 2017-18 2016-17 2015-16

Account Code	Account Description	YTD Activity	1St Prior Year Actual	2Nd Prior Year Actual
002-2211-6141-1000-00000-1-100	Instr Serv Cert Unused Leave/Severance	1,890.00	600.00	600.00
002-2211-6211-1000-00998-1-100	Instr Serv PSRS Retirement Local Dist Pd	15,969.93	15,747.49	15,396.20
002-2211-6211-4020-46500-4-100	Instr Serv PSRS Retirement HH Title II	4,457.70	4,365.87	4,257.65
002-2211-6211-4030-46500-4-100	Instr Serv PSRS Retirement PKV Title II	4,536.62	4,453.74	4,338.50
002-2211-6211-4040-46500-4-100	Instr Serv PSRS Retirement HM Title II	4,374.66	4,320.36	4,261.37
002-2211-6211-4050-46200-4-100	Instr Serv PSRS Retirement SKY	0.00	0.00	3,684.96
002-2211-6211-4050-46500-4-100	Instr Serv PSRS Retirement SKY Title II	5,164.49	5,097.72	4,942.33
002-2211-6211-5020-46500-4-100	Instr Serv PSRS Retirement WASH Title II	1,494.38	1,475.67	1,455.15
002-2211-6211-5020-49201-4-100	Instr Serv PSRS Retirement WASH	2,901.13	2,890.02	2,802.09
002-2211-6232-1000-00000-1-100	Instr Serv Medicare	27.41	8.71	8.70
002-2211-6232-1000-00998-1-100	Instr Serv Medicare Dist Pd	1,454.71	1,388.51	1,358.98
002-2211-6232-4020-46500-4-100	Instr Serv Medicare HH Title II	364.39	380.27	374.45
002-2211-6232-4030-46500-4-100	Instr Serv Medicare PKV Title II	400.07	391.78	385.25
002-2211-6232-4040-46500-4-100	Instr Serv Medicare HM Title II	379.53	377.04	376.25
002-2211-6232-4050-46200-4-100	Instr Serv Medicare SKY	0.00	0.00	325.92
002-2211-6232-4050-46500-4-100	Instr Serv Medicare SKY Title II	457.53	453.72	444.06
002-2211-6232-5020-46500-4-100	Instr Serv Medicare WASH Title II	129.57	129.36	131.19
002-2211-6232-5020-49201-4-100	Instr Serv Medicare WASH	231.49	220.80	214.92
002-2211-6241-1000-00998-1-100	Instr Serv Employee Insurance Dist Pd	5,870.59	6,030.17	5,869.38
002-2211-6241-4020-46500-4-100	Instr Serv Employee Insurance HH Title IIA	3,845.16	3,658.95	3,536.25
002-2211-6241-4030-46500-4-100	Instr Serv Employee Insurance PKV Title IIA	3,631.12	3,658.95	3,536.25
002-2211-6241-4040-46500-4-100	Instr Serv Employee Insurance HM Title IIA	3,845.16	3,658.95	3,536.25
002-2211-6241-4050-46200-4-100	Instr Serv Employee Insurance SKY	0.00	0.00	2,946.87
002-2211-6241-4050-46500-4-100	Instr Serv Employee Insurance SKY Title IIA	3,845.16	3,658.95	3,536.25
002-2211-6241-5020-46500-4-100	Instr Serv Employee Insurance WASH Title II	1,281.63	1,219.47	1,178.70
002-2211-6241-5020-49201-4-100	Instr Serv Employee Insurance WASH	2,135.36	2,439.27	2,357.49
001-2211-6411-1000-49201-4-100	Instr Serv Supplies Title VB	54.24	504.92	2,429.20
FUNCTION 2211 TOTAL	Instruction Service Area Direction	312,621.27	307,362.40	331,607.74
001-2212-6371-1000-00071-1-100	Instruction & Curriculum Dues & Membership	69.00	0.00	0.00
001-2212-6411-1000-00071-1-100	Instruction & Curriculum Supplies	1,333.45	4,599.87	3,682.19
001-2212-6412-1000-00071-1-100	Instruction & Curriculum Tech Supplies	49.50	0.00	0.00
FUNCTION 2212 TOTAL	Instruction & Curriculum Dev Serv	1,451.95	4,599.87	3,682.19
002-2213-6131-1000-00084-3-100	PD Non 1% Certified Supplemental Pay CO MMD	3,000.00	0.00	0.00
002-2213-6131-2000-00084-3-100	PD Non 1% Certified Supplemental Pay JH MMD	1,500.00	0.00	0.00
002-2213-6131-3000-00084-3-100	PD Non 1% Certified Supplemental Pay SMS MMD	1,500.00	0.00	0.00
002-2213-6131-4020-00084-3-100	PD Non 1% Certified Supplemental Pay HH MMD	1,500.00	0.00	0.00
002-2213-6131-4030-00084-3-100	PD Non 1% Certified Supplemental Pay PKV MMD	1,500.00	0.00	0.00
002-2213-6131-4040-00084-3-100	PD Non 1% Certified Supplemental Pay HM MMD	3,000.00	0.00	0.00
002-2213-6131-4050-00084-3-100	PD Non 1% Certified Supplemental Pay SKY MMD	1,500.00	0.00	0.00
002-2213-6131-5020-00084-3-100	PD Non 1% Certified Supplemental Pay Wash MMD	1,500.00	0.00	0.00
002-2213-6211-1000-00084-3-100	PD Non 1% PSRS Retirement MMD	435.00	0.00	0.00
002-2213-6211-2000-00084-3-100	PD Non 1% PSRS Retirement JH MMD	217.50	0.00	0.00
002-2213-6211-3000-00084-3-100	PD Non 1% PSRS Retirement SMS MMD	217.50	0.00	0.00
002-2213-6211-4020-00084-3-100	PD Non 1% PSRS Retirement HH MMD	217.50	0.00	0.00
002-2213-6211-4030-00084-3-100	PD Non 1% PSRS Retirement PKV MMD	217.50	0.00	0.00
002-2213-6211-4040-00084-3-100	PD Non 1% PSRS Retirement HM MMD	435.00	0.00	0.00
002-2213-6211-4050-00084-3-100	PD Non 1% PSRS Retirement SKY MMD	217.50	0.00	0.00
002-2213-6211-5020-00084-3-100	PD Non 1% PSRS Retirement WASH MMD	217.50	0.00	0.00
002-2213-6232-1000-00084-3-100	PD Non 1% Medicare MMD	43.50	0.00	0.00
002-2213-6232-2000-00084-3-100	PD Non 1% Medicare JH MMD	21.75	0.00	0.00
002-2213-6232-3000-00084-3-100	PD Non 1% Medicare SMS MMD	21.75	0.00	0.00
002-2213-6232-4020-00084-3-100	PD Non 1% Medicare HH MMD	21.75	0.00	0.00
002-2213-6232-4030-00084-3-100	PD Non 1% Medicare PKV MMD	21.75	0.00	0.00
002-2213-6232-4040-00084-3-100	PD Non 1% Medicare HM MMD	43.50	0.00	0.00
002-2213-6232-4050-00084-3-100	PD Non 1% Medicare SKY MMD	21.75	0.00	0.00
002-2213-6232-5020-00084-3-100	PD Non 1% Medicare WASH MMD	21.75	0.00	0.00
001-2213-6312-4030-00084-3-100	PD Non 1% Instr Program Imp Serv PKV MMD	1,750.00	0.00	0.00
001-2213-6312-4050-00084-3-100	PD Non 1% Instr Program Imp Serv SKY MMD	1,750.00	0.00	0.00
001-2213-6312-5020-00084-3-100	PD Non 1% Instr Program Imp Serv WASH MMD	1,750.00	0.00	0.00
001-2213-6316-1000-00000-1-100	PD Non 1% Data Processing/Tech Services	46,072.84	0.00	0.00
001-2213-6319-1000-46500-4-100	PD Non 1% Other Prof Services Title II	211.69	0.00	0.00
001-2213-6319-1050-00000-1-100	PD Non 1% Other Professional Services HS	25.00	0.00	0.00

3 YEAR EXPENDITURE COMPARISON 2017-18 2016-17 2015-16

Account Code	Account Description	YTD Activity	1St Prior Year Actual	2Nd Prior Year Actual
001-2213-6343-1000-00000-1-100	PD Non 1% Travel CO	3,624.95	0.00	0.00
001-2213-6343-1000-00084-3-100	PD Non 1% Travel MMD	28,881.77	993.47	0.00
001-2213-6343-1000-12000-1-008	Sp Ed Cooperativ Non 1% PD Travel West Cen	416.35	0.00	0.00
001-2213-6343-1000-45100-4-100	PD Non 1% Travel Title I	1,480.32	11,500.00	0.00
001-2213-6343-1000-45200-4-100	PD Non 1% Travel Title I C Migrant	2,081.74	1,904.74	4,351.37
001-2213-6343-1000-46200-4-100	PD Non 1% Travel Title III	3,000.00	0.00	0.00
001-2213-6343-1000-46201-4-100	PD Non 1% Travel Title III Immigrant	2,752.50	1,498.36	2,733.54
001-2213-6343-1000-46300-4-100	PD Non 1% Travel Homeless	10,000.00	10,000.00	4,969.84
001-2213-6343-1000-46500-4-100	PD Non 1% Travel Title II	12,394.55	21,898.93	12,466.96
001-2213-6343-1000-49201-4-100	PD Non 1% Travel Title VB	465.80	11,970.05	10,000.00
001-2213-6343-1050-00010-1-100	PD Non 1% Travel HS Perkins	2,001.53	0.00	0.00
001-2213-6343-1050-00015-1-100	PD Non 1% Travel HS Link Crew Training	9,180.00	0.00	0.00
001-2213-6371-1000-46500-4-100	PD Non 1% Dues & Memberships Title II	89.00	0.00	0.00
001-2213-6411-1000-46200-4-100	PD Non 1% Supplies Title III	0.00	294.65	211.07
001-2213-6411-1000-46500-4-100	PD Non 1% Supplies Title II	91.64	539.00	0.00
FUNCTION 2213 TOTAL	Instructional Staff Training Serv	145,412.18	60,599.20	34,732.78
002-2214-6121-1050-00000-1-100	PDC Certified Sub Part Time Salaries HS	12,371.06	0.00	0.00
002-2214-6121-2000-00000-1-100	PDC Certified Sub Part Time Salaries JH	0.00	10,972.97	56.25
002-2214-6131-1000-00000-1-100	PDC Certified Supplemental Pay	39,970.90	33,796.00	22,602.45
002-2214-6131-1050-00000-1-100	PDC Certified Supplemental Pay HS	0.00	600.00	620.00
002-2214-6131-1050-01080-1-108	PDC Certified Supplemental Pay WHIT	0.00	250.00	249.96
002-2214-6131-2000-00000-1-100	PDC Certified Supplemental Pay JH	840.00	500.00	500.00
002-2214-6131-3000-00000-1-100	PDC Certified Supplemental Pay SMS	360.00	250.00	570.00
002-2214-6131-4020-00000-1-100	PDC Certified Supplemental Pay HH	0.00	350.00	570.00
002-2214-6131-4030-00000-1-100	PDC Certified Supplemental Pay PKV	0.00	350.00	470.00
002-2214-6131-4040-00000-1-100	PDC Certified Supplemental Pay HM	0.00	250.00	369.96
002-2214-6131-4050-00000-1-100	PDC Certified Supplemental Pay SKY	0.00	350.00	450.00
002-2214-6131-5020-00000-1-100	PDC Certified Supplemental Pay WASH	380.00	250.00	329.96
002-2214-6131-7500-00000-1-100	PDC Certified Supplemental Pay ECSE	0.00	250.00	250.00
002-2214-6131-7500-12810-1-100	Early Childhood Instruction Cert Supplement	326.25	0.00	0.00
002-2214-6211-1000-00000-1-100	PDC PSRS Retirement	5,631.97	4,881.62	3,244.04
002-2214-6211-1050-00000-1-100	PDC PSRS Retirement HS	0.00	87.00	89.88
002-2214-6211-1050-01080-1-108	PDC PSRS Retirement WHIT	0.00	36.25	36.24
002-2214-6211-2000-00000-1-100	PDC PSRS Retirement JH	121.80	72.48	80.64
002-2214-6211-3000-00000-1-100	PDC PSRS Retirement SMS	52.20	36.25	82.68
002-2214-6211-4020-00000-1-100	PDC PSRS Retirement HH	0.00	50.75	82.65
002-2214-6211-4030-00000-1-100	PDC PSRS Retirement PKV	0.00	50.75	68.15
002-2214-6211-4040-00000-1-100	PDC PSRS Retirement HM	0.00	36.25	53.64
002-2214-6211-4050-00000-1-100	PDC PSRS Retirement SKY	0.00	50.75	65.25
002-2214-6211-5020-00000-1-100	PDC PSRS Retirement WASH	55.10	36.25	47.84
002-2214-6211-7500-00000-1-100	PDC PSRS Retirement PCEC	0.00	36.24	36.24
002-2214-6211-7500-12810-1-100	Early Childhood Instruction PSRS Retirement	47.30	0.00	0.00
001-2214-6221-1000-00000-1-100	PDC PEERS Retirement	33.61	4.80	0.00
002-2214-6231-1000-00000-1-100	PDC OASDI	70.06	8.06	14.26
002-2214-6231-1050-00000-1-100	PDC OASDI HS	766.99	0.00	0.00
002-2214-6232-1000-00000-1-100	PDC Medicare	579.68	490.26	327.87
002-2214-6232-1050-00000-1-100	PDC Medicare HS	179.37	8.76	8.94
002-2214-6232-1050-01080-1-108	PDC Medicare WHIT	0.00	3.60	3.60
002-2214-6232-2000-00000-1-100	PDC Medicare JH	12.18	7.20	8.02
002-2214-6232-3000-00000-1-100	PDC Medicare SMS	5.22	3.60	8.22
002-2214-6232-4020-00000-1-100	PDC Medicare HH	0.00	5.04	8.23
002-2214-6232-4030-00000-1-100	PDC Medicare PKV	0.00	5.04	6.78
002-2214-6232-4040-00000-1-100	PDC Medicare HM	0.00	3.60	5.34
002-2214-6232-4050-00000-1-100	PDC Medicare SKY	0.00	5.04	6.49
002-2214-6232-5020-00000-1-100	PDC Medicare WASH	5.51	3.60	4.76
002-2214-6232-7500-00000-1-100	PDC Medicare PCEC	0.00	3.60	3.60
002-2214-6232-7500-12810-1-100	Early Childhood Instruction Medicare PCEC	4.73	0.00	0.00
001-2214-6312-1000-00000-1-100	PDC Instr Program Imp Serv	8,862.50	800.00	0.00
001-2214-6312-1050-00000-1-100	PD Instr Program Imp Serv HS	1,100.00	0.00	0.00
001-2214-6312-2000-00753-3-100	PD Instr Program Imp Serv JH Consultants	600.00	0.00	0.00
001-2214-6312-4040-00753-3-100	PD Instr Program Imp Serv HM Consultants	1,150.00	2,000.00	0.00
001-2214-6343-1000-00000-1-100	PDC Travel	78,653.06	85,557.48	109,085.18

3 YEAR EXPENDITURE COMPARISON 2017-18 2016-17 2015-16

Account Code	Account Description	YTD Activity	1St Prior Year Actual	2Nd Prior Year Actual
001-2214-6343-1000-12210-3-700	PDC Travel Sp Ed	5,059.71	0.00	0.00
001-2214-6343-1000-44100-4-700	PDC Travel Sp Ed	3,982.00	8,500.00	8,475.00
001-2214-6343-4020-00000-1-100	PDC Travel HH	1,034.14	425.47	757.66
001-2214-6343-4030-00000-1-100	PDC Travel PKV	2,604.03	2,490.11	2,328.29
001-2214-6343-4040-00000-1-100	PDC Travel HM	1,145.65	570.65	880.37
001-2214-6343-4050-00000-1-100	PDC Travel SKY	2,127.49	2,100.00	1,867.10
001-2214-6343-5020-00000-1-100	PDC Travel WASH	4,220.11	4,918.69	4,923.35
001-2214-6371-1000-00000-1-100	PDC Dues & Membership	2,035.00	0.00	0.00
001-2214-6411-5020-00000-1-100	PDC Supplies WASH	197.88	0.00	0.00
FUNCTION 2214 TOTAL	Professional Development	174,585.50	161,458.16	159,648.89
002-2221-6111-2000-00000-1-100	Media Service Certified Salaries Full Time JH	53,235.48	51,840.99	50,232.87
002-2221-6111-3000-00000-1-100	Media Service Certified Salary Full Time SMS	43,900.92	43,206.24	41,650.04
002-2221-6111-4020-00000-1-100	Media Service Certified Salary Full Time HH	53,651.38	53,133.86	51,162.12
002-2221-6111-4030-00000-1-100	Media Service Certified Salary Full Time PKV	58,334.04	57,817.55	55,699.06
002-2221-6111-4050-00000-1-100	Media Service Certified Salary Full Time SKY	44,694.80	43,746.97	40,442.91
002-2221-6121-4050-00000-1-100	Media Serv Certified Sub Part Time Salaries	82.50	0.00	0.00
002-2221-6141-1000-00000-1-100	Media Service Cert Unused Leave/Severance	720.00	750.00	800.00
001-2221-6151-1050-00000-1-100	Media Service Classified Sal Full Time HS	25,766.14	25,468.85	24,732.31
002-2221-6151-4040-00000-1-100	Media Service Classified Sal Full Time HM	17,848.47	17,327.72	16,862.78
002-2221-6151-5020-00000-1-100	Media Service Classified Sal Full Time WASH	22,424.29	23,552.08	21,156.06
001-2221-6161-1050-00000-1-100	Media Service Classified Salaries PartTime HS	0.00	4,770.51	4,032.11
001-2221-6171-1000-00000-1-100	Media Serv Classified Unused Leave/Severance	35.00	175.00	122.50
002-2221-6171-1000-00000-1-100	Media Serv Classified Unused Leave/Severance	0.00	280.00	350.00
002-2221-6211-2000-00000-1-100	Media Service PSRS Retirement JH	8,645.82	8,398.72	8,134.91
002-2221-6211-3000-00000-1-100	Media Service PSRS Retirement SMS	7,292.43	7,110.50	6,890.30
002-2221-6211-4020-00000-1-100	Media Service PSRS Retirement HH	8,706.15	8,586.27	8,269.59
002-2221-6211-4030-00000-1-100	Media Service PSRS Retirement PKV	9,384.94	9,260.41	8,925.66
002-2221-6211-4050-00000-1-100	Media Service PSRS Retirement SKY	7,407.50	7,225.11	6,715.28
001-2221-6221-1050-00000-1-100	Media Service PEERS Retirement HS	2,205.85	2,160.44	2,097.90
001-2221-6221-4040-00000-1-100	Media Service PEERS Retirement HM	1,718.61	1,553.29	1,558.05
001-2221-6221-5020-00000-1-100	Media Service PEERS Retirement WASH	1,976.60	2,028.96	1,852.58
001-2221-6231-1000-00000-1-100	Media Service OASDI	2.17	10.85	7.60
001-2221-6231-1050-00000-1-100	Media Service OASDI HS	1,597.50	1,874.86	1,773.66
002-2221-6231-1000-00000-1-100	Media Service OASDI	0.00	17.36	21.70
002-2221-6231-4040-00000-1-100	Media Service OASDI HM	951.59	1,064.59	1,034.56
002-2221-6231-4050-00000-1-100	Media Service OASDI SKY	5.12	0.00	0.00
002-2221-6231-5020-00000-1-100	Media Service OASDI WASH	1,326.07	1,396.01	1,247.43
001-2221-6232-1000-00000-1-100	Media Service Medicare	0.51	2.54	1.78
001-2221-6232-1050-00000-1-100	Media Service Medicare HS	373.63	438.45	414.81
002-2221-6232-1000-00000-1-100	Media Service Medicare	10.44	14.94	16.68
002-2221-6232-2000-00000-1-100	Media Service Medicare JH	771.96	751.68	728.40
002-2221-6232-3000-00000-1-100	Media Service Medicare SMS	633.96	620.28	601.43
002-2221-6232-4020-00000-1-100	Media Service Medicare HH	773.16	765.60	738.12
002-2221-6232-4030-00000-1-100	Media Service Medicare PKV	840.52	833.76	803.04
002-2221-6232-4040-00000-1-100	Media Service Medicare HM	222.55	248.98	241.96
002-2221-6232-4050-00000-1-100	Media Service Medicare SKY	572.97	567.12	522.61
002-2221-6232-5020-00000-1-100	Media Service Medicare WASH	310.15	326.47	291.74
001-2221-6241-1050-00000-1-100	Media Service Employee Insurance HS	6,407.78	6,043.31	5,873.44
002-2221-6241-2000-00000-1-100	Media Service Employee Insurance JH	6,408.51	6,098.19	5,893.74
002-2221-6241-3000-00000-1-100	Media Service Employee Insurance SMS	6,408.51	6,098.19	5,893.74
002-2221-6241-4020-00000-1-100	Media Service Employee Insurance HH	6,408.51	6,098.19	5,893.74
002-2221-6241-4030-00000-1-100	Media Service Employee Insurance PKV	6,407.10	6,064.18	5,881.56
002-2221-6241-4040-00000-1-100	Media Service Employee Insurance HM	7,225.39	5,331.52	5,873.44
002-2221-6241-4050-00000-1-100	Media Service Employee Insurance SKY	6,408.51	6,098.19	5,893.74
002-2221-6241-5020-00000-1-100	Media Service Employee Insurance WASH	6,407.78	6,043.31	5,873.44
001-2221-6411-4030-00000-1-100	Media Service Supplies PKV	0.00	145.50	0.00
FUNCTION 2221 TOTAL	Media Service Area Direction	428,505.31	425,347.54	407,209.39
001-2222-6343-4020-00000-1-100	Library Travel HH	451.54	0.00	0.00
001-2222-6343-4030-00000-1-100	Library Travel Registration PKV	576.54	0.00	0.00
001-2222-6411-1050-00000-1-100	Library Supplies HS	1,218.24	1,212.19	1,217.28
001-2222-6411-2000-00000-1-100	Library Supplies JH	1,356.73	1,300.00	1,284.02
001-2222-6411-3000-00000-1-100	Library Supplies SMS	1,353.00	1,353.00	1,353.00

3 YEAR EXPENDITURE COMPARISON 2017-18 2016-17 2015-16

Account Code	Account Description	YTD Activity	1St Prior Year Actual	2Nd Prior Year Actual
001-2222-6411-4020-00000-1-100	Library Supplies HH	535.64	1,478.66	1,460.65
001-2222-6411-4050-00000-1-100	Library Supplies SKY	778.01	1,500.00	1,500.00
001-2222-6411-5020-00000-1-100	Library Supplies WASH	668.24	999.66	919.19
001-2222-6412-2000-00000-1-100	Library Tech Supplies JH	1,016.76	0.00	0.00
001-2222-6431-1050-00000-1-100	Library Textbooks HS	8,661.54	8,665.00	8,655.70
001-2222-6431-2000-00000-1-100	Library Textbooks JH	8,616.05	8,597.51	8,603.36
001-2222-6431-3000-00000-1-100	Library Textbooks SMS	5,667.46	5,627.49	5,662.37
001-2222-6431-4020-00000-1-100	Library Textbooks HH	2,720.55	2,222.20	2,198.95
001-2222-6431-4030-00000-1-100	Library Textbooks PKV	2,528.90	0.00	0.00
001-2222-6431-4040-00000-1-100	Library Textbooks HM	1,771.00	1,718.64	1,718.64
001-2222-6431-4050-00000-1-100	Library Textbooks SKY	3,451.18	3,847.02	3,930.35
001-2222-6431-5020-00000-1-100	Library Textbooks WASH	3,001.91	3,000.00	2,913.49
001-2222-6441-1050-00000-1-100	Library Books HS	2,684.94	2,000.00	1,979.19
001-2222-6441-2000-00000-1-100	Library Books JH	1,990.81	1,986.36	1,037.10
001-2222-6441-3000-00000-1-100	Library Books SMS	1,479.72	1,474.84	1,465.49
001-2222-6441-4030-00000-1-100	Media Service Books PKV	0.00	566.68	0.00
004-2222-6544-1000-00000-1-100	Library AV Technology Software	0.00	2,449.00	0.00
FUNCTION 2222 TOTAL	School Library Services	50,528.76	49,998.25	45,898.78
001-2223-6411-1050-00000-1-100	Library Audiovisual Supplies HS	30.02	999.78	991.29
001-2223-6411-2000-00000-1-100	Library Audiovisual Supplies JH	170.86	495.05	990.19
FUNCTION 2223 TOTAL	Audiovisual Services	200.88	1,494.83	1,981.48
001-2225-6412-1000-00098-1-100	Instruction Related Tech Supplies	234,809.47	327,020.30	450,176.81
004-2225-6543-1000-00098-1-100	Instruction-Related Technology Hardware	32,177.18	37,827.55	0.00
FUNCTION 2225 TOTAL	Instruction-Related Technology	266,986.65	364,847.85	450,176.81
001-2311-6315-1000-00000-1-100	BOE Audit Services	6,500.00	6,500.00	6,500.00
001-2311-6317-1000-00000-1-100	BOE Legal Services	10,468.29	14,389.30	15,545.02
001-2311-6318-1000-00000-1-100	BOE Election Services	11,279.31	0.00	0.00
001-2311-6319-1000-00000-1-100	BOE Other Professional Service	13,071.07	0.00	0.00
001-2311-6343-1000-00000-1-100	BOE Travel	4,960.73	4,836.75	2,955.47
001-2311-6371-1000-00000-1-100	BOE Dues & Membership	16,691.50	20,424.50	17,948.00
001-2311-6411-1000-00000-1-100	BOE Supplies	5,789.69	9,884.18	16,218.81
FUNCTION 2311 TOTAL	Board of Educ Serv Area Direction	68,760.59	56,034.73	59,167.30
002-2321-6111-1000-00000-1-100	Office of Supt Certified Salary Full Time	372,445.52	360,119.28	349,605.96
002-2321-6111-7500-00000-1-100	Office of Supt Cert Salaries Full Time PCEC	29,405.39	28,920.01	28,282.19
002-2321-6141-1000-00000-1-100	Office of Supt Cert Unused Leave/Severance	27,467.60	2,070.00	2,335.00
001-2321-6151-1000-00000-1-100	Office of Supt Classified Sal Full Time	230,087.57	224,293.55	220,905.08
001-2321-6171-1000-00000-1-100	Office of Supt Class Unused Leave/Severance	1,685.00	1,980.00	1,912.50
002-2321-6211-1000-00000-1-100	Office of Supt PSRS Retirement	56,593.49	54,726.96	53,132.43
002-2321-6211-7500-00000-1-100	Office of Supt PSRS Retirement PCEC	4,541.69	4,455.04	4,355.21
001-2321-6221-1000-00000-1-100	Office of Supt PEERS Retirement	17,537.23	17,002.72	16,194.79
001-2321-6231-1000-00000-1-100	Office of Supt OASDI	14,130.04	13,842.51	13,343.39
001-2321-6232-1000-00000-1-100	Office of Supt Medicare	3,304.62	3,237.46	3,120.67
002-2321-6232-1000-00000-1-100	Office of Supt Medicare	5,604.76	5,168.15	5,026.46
001-2321-6241-1000-00000-1-100	Office of Supt Employee Insurance	25,629.61	24,127.63	22,999.25
002-2321-6241-1000-00000-1-100	Office of Supt Employee Insurance	17,901.80	17,356.05	16,893.26
002-2321-6241-7500-00000-1-100	Office of Supt Employee Insurance PCEC	1,921.75	1,809.12	1,760.71
001-2321-6261-1000-00000-1-100	Office of Supt Workers Compensation	191,855.00	204,619.88	234,548.57
001-2321-6271-1000-00000-1-100	Office of Supt Unemployment Compensation	12,450.48	10,524.40	48,125.33
001-2321-6314-1000-00000-1-100	Office of Supt Staff Recruitment	185.90	2,015.37	1,206.20
001-2321-6319-1000-00000-1-100	Office of Supt Other Professional Services	545.00	0.00	0.00
001-2321-6343-1000-00000-1-100	Office of Supt Travel	4,117.54	1,735.06	2,531.72
001-2321-6343-1000-00001-1-100	Office of Supt Travel Pyle	1,650.00	1,800.00	1,800.00
001-2321-6343-1000-00002-1-100	Office of Supt Travel Wheeler	1,910.70	2,094.07	2,112.51
001-2321-6343-1000-00003-1-100	Office of Supt Travel Scott	2,622.18	3,193.81	2,470.03
001-2321-6343-1000-00004-1-100	Office of Supt Travel Pollitt	4,780.37	4,511.09	4,618.76
001-2321-6343-1000-00005-1-100	Office of Supt Travel Triplett	2,757.75	2,964.41	2,648.36
001-2321-6352-1000-00000-1-100	Office of Supt Liability Insurance Treas Bond	17,879.00	17,682.00	15,755.00
001-2321-6353-1000-00000-1-100	Office of Supt Fidelity Bond Premium	173.00	582.00	124.25
001-2321-6361-1000-00000-1-100	Office of Supt Postage Telephone Cable	116,222.14	8,066.24	5,992.24
001-2321-6362-1000-00000-1-100	Office of Supt Advertising	7,077.72	6,497.04	5,679.97
001-2321-6371-1000-00000-1-100	Office of Supt Dues & Membership	3,500.00	0.00	0.00
001-2321-6411-1000-00000-1-100	Office of Supt Supplies	9,740.41	6,861.65	6,681.14

3 YEAR EXPENDITURE COMPARISON 2017-18 2016-17 2015-16

Account Code	Account Description	YTD Activity	1St Prior Year Actual	2Nd Prior Year Actual
001-2321-6411-1000-00006-1-100	Office of Supt Supplies Tiger Strong Fitness	7,941.92	0.00	0.00
004-2321-6544-1000-00000-1-100	Office of Supt Technology Software	0.00	0.00	1,170.00
FUNCTION 2321 TOTAL	Office of Superintendent Services	1,193,665.18	1,032,255.50	1,075,330.98
001-2331-6316-1000-00098-1-100	Admin Tech Services Data Processing/Tech Serv	3,349.95	0.00	0.00
001-2331-6337-1000-00098-1-100	Admin Technology Related Repairs & Maint	496,618.56	436,806.54	386,161.95
001-2331-6343-1000-00098-1-100	Admin Tech Services Travel	2,552.30	4,820.39	18,744.80
001-2331-6361-1000-00098-1-100	Admin Tech Services Communication	52,579.20	0.00	0.00
004-2331-6543-1000-00098-1-100	Admin Tech Services Instr Tech Hardware	235,584.45	169,923.56	182,850.72
004-2331-6544-1000-00098-1-100	Admin Tech Services Technology Software	25,892.84	0.00	0.00
FUNCTION 2331 TOTAL	Administrative Technology Services	816,577.30	611,550.49	587,757.47
002-2411-6111-1050-00000-1-100	Office Principal Certified Salary FullTime HS	332,188.00	325,840.00	317,516.00
002-2411-6111-2000-00000-1-100	Office Principal Cert Salary Full Time JH	240,992.32	241,404.00	235,214.88
002-2411-6111-3000-00000-1-100	Office Princip Certified Salary Full Time SMS	98,018.00	96,400.00	94,274.00
002-2411-6111-4020-00000-1-100	Office Principal Certified Salary FullTime HH	86,158.69	79,600.00	77,474.00
002-2411-6111-4030-00000-1-100	Office Principal Certified Salary FullTime PKV	82,618.00	81,000.00	78,873.96
002-2411-6111-4040-00000-1-100	Office Principal Certified Salary FullTime HM	97,618.00	96,000.00	93,873.96
002-2411-6111-4050-00000-1-100	Office Principa Certified Salary FullTime SKY	92,418.00	90,800.00	88,674.00
002-2411-6111-5020-00000-1-100	Office Principal Cert Salary Full Time WASH	99,418.00	97,800.00	95,673.96
002-2411-6141-1000-00000-1-100	Office Principal Cert Unused Leave/Severance	7,297.50	7,612.50	6,562.50
002-2411-6141-2000-00000-1-100	Office Principal Cert Unused Leave/Severan JH	5,125.00	4,980.00	7,102.50
001-2411-6151-1050-00000-1-100	Office Principal Classified Sal Full Time HS	69,261.16	77,748.78	79,846.92
001-2411-6151-1050-01080-1-108	Office Principal Classified Sal FullTime Whit	8,407.99	8,117.94	7,851.00
001-2411-6151-2000-00000-1-100	Office Principal Classified Sal Full Time JH	22,053.91	35,813.16	33,161.34
001-2411-6151-3000-00000-1-100	Office Principal Classified Sal Full Time SMS	21,969.34	22,813.02	21,226.05
001-2411-6151-4020-00000-1-100	Office Principal Classified Sal Full Time HH	14,578.43	14,426.11	13,773.91
001-2411-6151-4030-00000-1-100	Office Principal Classified Sal Full Time PKV	14,837.45	13,734.72	12,555.51
001-2411-6151-4040-00000-1-100	Office Principal Classified Sal Full Time HM	11,418.33	11,437.16	10,839.16
001-2411-6151-4050-00000-1-100	Office Principal Classified Sal Full Time SKY	11,236.68	11,113.41	10,371.49
001-2411-6151-5020-00000-1-100	Office Principa Classified Sal Full Time WASH	5,526.05	12,258.28	11,974.06
001-2411-6161-2000-00000-1-100	Office Principal Classified Sal Part Time JH	74.31	434.44	2,175.88
001-2411-6161-4020-00000-1-100	Office Principal Classified Sal PartTime HH	0.00	164.00	0.00
001-2411-6161-4030-00000-1-100	Office Principal Classified Sal Part Time PKV	164.00	41.00	0.00
001-2411-6161-4040-00000-1-100	Office Principal Classified Sal Part Time HM	325.44	205.00	5,988.19
001-2411-6161-4050-00000-1-100	Office Principal Classified Sal Part Time SKY	0.00	41.00	0.00
001-2411-6171-1000-00000-1-100	Office Principal Class Unused Leave/Severance	2,741.25	3,378.75	2,205.00
002-2411-6211-1050-00000-1-100	Office Principal PSRS Retirement HS	51,872.65	50,734.60	49,430.12
002-2411-6211-2000-00000-1-100	Office Principal PSRS Retirement JH	37,877.73	37,619.44	36,648.86
002-2411-6211-3000-00000-1-100	Office Principal PSRS Retirement SMS	15,139.01	14,849.90	14,517.32
002-2411-6211-4020-00000-1-100	Office Principal PSRS Retirement HH	13,573.75	12,413.90	12,081.32
002-2411-6211-4030-00000-1-100	Office Principal PSRS Retirement PKV	12,905.94	12,616.93	12,284.25
002-2411-6211-4040-00000-1-100	Office Principal PSRS Retirement HM	15,080.94	14,791.93	14,459.25
002-2411-6211-4050-00000-1-100	Office Principal PSRS Retirement SKY	14,326.98	14,037.96	13,705.29
002-2411-6211-5020-00000-1-100	Office Principal PSRS Retirement WASH	15,341.94	15,052.93	14,720.25
001-2411-6221-1050-00000-1-100	Office Principal PEERS Retirement HS	5,603.45	6,273.99	6,480.52
001-2411-6221-1050-01080-1-108	Office Principal PEERS Retirement WHIT	795.96	763.57	694.78
001-2411-6221-2000-00000-1-100	Office Principal PEERS Retirement JH	1,960.57	3,085.60	2,876.77
001-2411-6221-3000-00000-1-100	Office Principal PEERS Retirement SMS	1,726.24	1,771.62	1,612.30
001-2411-6221-4020-00000-1-100	Office Principal PEERS Retirement HH	1,219.21	1,196.30	1,145.54
001-2411-6221-4030-00000-1-100	Office Principal PEERS Retirement PKV	1,246.35	1,157.68	1,061.94
001-2411-6221-4040-00000-1-100	Office Principal PEERS Retirement HM	1,002.47	991.26	944.22
001-2411-6221-4050-00000-1-100	Office Principal PEERS Retirement SKY	989.97	969.02	912.10
001-2411-6221-5020-00000-1-100	Office Principal PEERS Retirement WASH	379.11	840.96	821.44
001-2411-6231-1000-00000-1-100	Office Principal OASDI	169.97	209.49	136.73
001-2411-6231-1050-00000-1-100	Office Principal OASDI HS	4,141.23	4,590.59	4,706.89
001-2411-6231-1050-01080-1-108	Office Principal OASDI WHIT	513.36	492.50	470.31
001-2411-6231-2000-00000-1-100	Office Principal OASDI JH	1,345.70	2,210.07	2,170.00
001-2411-6231-3000-00000-1-100	Office Principal OASDI SMS	1,362.11	1,414.41	1,316.04
001-2411-6231-4020-00000-1-100	Office Principal OASDI HH	883.90	893.77	852.94
001-2411-6231-4030-00000-1-100	Office Principal OASDI PKV	902.72	844.53	771.20
001-2411-6231-4040-00000-1-100	Office Principal OASDI HM	728.13	721.83	1,043.33
001-2411-6231-4050-00000-1-100	Office Principal OASDI SKY	681.16	678.56	630.31
001-2411-6231-5020-00000-1-100	Office Principal OASDI WASH	342.63	760.04	742.42

3 YEAR EXPENDITURE COMPARISON 2017-18 2016-17 2015-16

Account Code	Account Description	YTD Activity	1St Prior Year Actual	2Nd Prior Year Actual
001-2411-6232-1000-00000-1-100	Office Principal Medicare Non Certified	39.75	49.00	31.98
001-2411-6232-1050-00000-1-100	Office Principal Medicare HS	968.44	1,073.47	1,100.73
001-2411-6232-1050-01080-1-108	Office Principal Medicare WHIT	120.09	115.19	110.00
001-2411-6232-2000-00000-1-100	Office Principal Medicare JH	314.73	516.91	507.52
001-2411-6232-3000-00000-1-100	Office Principal Medicare SMS	318.56	330.79	307.79
001-2411-6232-4020-00000-1-100	Office Principal Medicare HH	206.72	209.05	199.50
001-2411-6232-4030-00000-1-100	Office Principal Medicare PKV	211.09	197.48	180.35
001-2411-6232-4040-00000-1-100	Office Principal Medicare HM	170.32	168.83	244.02
001-2411-6232-4050-00000-1-100	Office Principal Medicare SKY	159.29	158.68	147.39
001-2411-6232-5020-00000-1-100	Office Principal Medicare WASH	80.14	177.76	173.66
002-2411-6232-1000-00000-1-100	Office Principal Medicare	105.83	110.40	95.16
002-2411-6232-1050-00000-1-100	Office Principal Medicare HS	4,521.04	4,470.66	4,389.95
002-2411-6232-2000-00000-1-100	Office Principal Medicare JH	3,455.33	3,488.20	3,430.73
002-2411-6232-3000-00000-1-100	Office Principal Medicare SMS	1,338.23	1,318.80	1,289.87
002-2411-6232-4020-00000-1-100	Office Principal Medicare HH	1,205.70	1,154.16	1,123.32
002-2411-6232-4030-00000-1-100	Office Principal Medicare PKV	1,164.48	1,171.77	1,143.72
002-2411-6232-4040-00000-1-100	Office Principal Medicare HM	1,415.52	1,392.00	1,359.88
002-2411-6232-4050-00000-1-100	Office Principal Medicare SKY	1,274.99	1,254.90	1,225.57
002-2411-6232-5020-00000-1-100	Office Principal Medicare WASH	1,364.87	1,345.55	1,316.51
001-2411-6241-1050-00000-1-100	Office Principal Employee Insurance HS	12,472.39	13,758.86	14,684.15
001-2411-6241-1050-01080-1-108	Office Principal Employee Insurance WHIT	3,204.03	3,021.75	2,285.93
001-2411-6241-2000-00000-1-100	Office Principal Employee Insurance JH	6,544.51	9,193.93	10,619.28
001-2411-6241-3000-00000-1-100	Office Principal Employee Insurance SMS	3,212.08	3,030.92	2,297.97
001-2411-6241-4020-00000-1-100	Office Principal Employee Insurance HH	3,203.76	3,021.75	2,936.81
001-2411-6241-4030-00000-1-100	Office Principal Employee Insurance PKV	3,340.49	3,150.43	2,936.54
001-2411-6241-4040-00000-1-100	Office Principal Employee Insurance HM	3,204.02	3,021.75	2,936.81
001-2411-6241-4050-00000-1-100	Office Principal Employee Insurance SKY	3,203.75	3,021.56	2,936.63
001-2411-6241-5020-00000-1-100	Office Principal Employee Insurance WASH	3.12	9.36	12.06
002-2411-6241-1050-00000-1-100	Office Principal Employee Insurance HS	25,622.76	24,120.68	23,477.52
002-2411-6241-2000-00000-1-100	Office Principal Employee Insurance JH	20,287.27	18,090.51	21,307.18
002-2411-6241-3000-00000-1-100	Office Principal Employee Insurance SMS	6,405.69	6,030.17	5,869.38
002-2411-6241-4020-00000-1-100	Office Principal Employee Insurance HH	7,473.07	6,030.17	5,869.38
002-2411-6241-4030-00000-1-100	Office Principal Employee Insurance PKV	6,405.69	6,030.17	5,869.38
002-2411-6241-4040-00000-1-100	Office Principal Employee Insurance HM	6,405.69	6,030.17	5,869.38
002-2411-6241-4050-00000-1-100	Office Principal Employee Insurance SKY	6,405.69	6,030.17	5,869.38
002-2411-6241-5020-00000-1-100	Office Principal Employee Insurance WASH	6,405.69	6,030.17	5,869.38
001-2411-6311-1050-00028-1-100	Office Principal Purch Instr Commencement HS	2,925.98	13,184.44	13,500.00
001-2411-6319-1050-00000-1-100	Office Principal Professional Services HS	210.00	0.00	0.00
001-2411-6319-1050-00028-1-100	Office Principal Prof Serv Commencement HS	7,284.00	0.00	0.00
001-2411-6319-2000-00000-1-100	Office Principal Professional Services JH	120.00	0.00	0.00
001-2411-6331-1050-00028-1-100	Office Principa Cleaning Serv Commencement HS	155.40	0.00	0.00
001-2411-6332-4020-00000-1-100	Office Principal Repair & Maint HH	251.92	0.00	0.00
001-2411-6333-1050-00028-1-100	Office Princi Building Rental Commencement HS	2,407.89	0.00	0.00
001-2411-6343-1000-00000-1-100	Office Principal Travel	40.00	0.00	0.00
001-2411-6343-1050-00012-1-100	Office Principal Travel HS Athletic Dir	480.00	480.00	480.00
001-2411-6343-1050-00220-1-100	Office Principal Travel HS Norton	1,455.38	2,154.67	1,537.89
001-2411-6343-1050-00222-1-100	Office Principal Travel HS Doyle	132.85	1,084.88	1,135.90
001-2411-6343-1050-00223-1-100	Office Principal Travel HS Curry	114.30	1,500.00	860.50
001-2411-6343-1050-00224-1-100	Office Principal Travel HS Wyattte	9.86	850.27	1,680.36
001-2411-6343-2000-00214-1-100	Office Principal Travel JH Curry	29.32	245.52	1,488.39
001-2411-6343-2000-00216-1-100	Office Principal Travel JH Barton	300.02	0.00	707.34
001-2411-6343-2000-00218-1-100	Office Principal Travel JH Hieronymus	0.00	0.00	801.52
001-2411-6343-3000-00212-1-100	Office Principal Travel SMS Pannier	2,302.35	673.90	404.10
001-2411-6343-4020-00201-1-100	Office Principal Travel HH Eisenmenger	460.00	418.94	760.77
001-2411-6343-4030-00201-1-100	Office Principal Travel PKV Jackson	596.67	629.98	438.59
001-2411-6343-4040-00201-1-100	Office Principal Travel HM Fraley	830.96	375.92	375.92
001-2411-6343-4050-00201-1-100	Office Principal Travel SKY McFatrigh	440.67	982.28	1,000.00
001-2411-6343-5020-00201-1-100	Office Principal Travel WASH Volk	145.96	984.70	955.49
001-2411-6361-1050-00000-1-100	Office Principal Postage Cable HS	8,544.94	6,469.30	8,156.56
001-2411-6361-2000-00000-1-100	Office Principal Postage Cable JH	3,930.49	5,014.12	2,432.10
001-2411-6361-3000-00000-1-100	Office Principal Postage Cable SMS	3,499.99	3,485.53	1,769.56
001-2411-6361-4020-00000-1-100	Office Principal Postage Cable HH	441.00	440.52	441.00

3 YEAR EXPENDITURE COMPARISON 2017-18 2016-17 2015-16

Account Code	Account Description	YTD Activity	1St Prior Year Actual	2Nd Prior Year Actual
001-2411-6361-4030-00000-1-100	Office Principal Postage Cable PKV	0.00	499.61	249.90
001-2411-6361-4040-00000-1-100	Office Principal Postage Cable HM	196.00	196.00	196.00
001-2411-6361-4050-00000-1-100	Office Principal Postage Cable SKY	496.78	498.20	499.80
001-2411-6361-5020-00000-1-100	Office Principal Postage Cable WASH	500.00	500.00	500.00
001-2411-6371-1050-00000-1-100	Office Principal Dues & Membership HS	2,156.00	0.00	0.00
001-2411-6371-2000-00000-1-100	Office Principal Dues & Membership JH	2,220.00	0.00	0.00
001-2411-6371-3000-00000-1-100	Office Principal Dues & Membership SMS	743.97	0.00	0.00
001-2411-6371-4020-00000-1-100	Office Principal Dues & Membership HH	520.00	0.00	0.00
001-2411-6371-4030-00000-1-100	Office Principal Dues & Membership PKV	759.00	0.00	0.00
001-2411-6371-4040-00000-1-100	Office Principal Dues & Membership HM	644.00	0.00	0.00
001-2411-6371-4050-00000-1-100	Office Principal Dues & Membership SKY	675.00	0.00	0.00
001-2411-6371-5020-00000-1-100	Office Principal Dues & Membership WSH	718.00	0.00	0.00
001-2411-6411-1000-00000-1-100	Office Principal Supplies	0.00	784.39	1,531.27
001-2411-6411-1050-00000-1-100	Office Principal Supplies HS	1,032.18	1,052.80	1,051.32
001-2411-6411-1050-00028-1-100	Office Principal Supplies Commencement HS	4,302.21	0.00	0.00
001-2411-6411-2000-00000-1-100	Office Principal Supplies JH	828.94	490.00	20,609.86
001-2411-6411-3000-00000-1-100	Office Principal Supplies SMS	324.33	449.42	449.42
FUNCTION 2411 TOTAL	Office of the Principal Services	1,722,020.21	1,716,918.16	1,708,483.08
002-2521-6121-1000-00000-1-100	Fiscal Service Certified Sub Part Time Salari	46,003.30	44,550.99	43,589.61
001-2521-6151-1000-00000-1-100	Fiscal Service Classified Salaries Full Time	93,688.00	92,659.24	91,276.70
001-2521-6171-1000-00000-1-100	Fiscal Service Classified Unused Leave/Severa	175.00	210.00	210.00
001-2521-6221-1000-00000-1-100	Fiscal Service PEERS Retirement	7,303.51	7,181.50	7,063.52
001-2521-6231-1000-00000-1-100	Fiscal Service OASDI	5,650.04	5,756.71	5,672.16
002-2521-6231-1000-00000-1-100	Fiscal Service OASDI	2,852.19	2,762.15	2,702.55
001-2521-6232-1000-00000-1-100	Fiscal Service Medicare	1,321.43	1,346.37	1,326.57
002-2521-6232-1000-00000-1-100	Fiscal Service Medicare	667.04	645.99	632.04
001-2521-6241-1000-00000-1-100	Fiscal Service Employee Insurance	12,811.38	12,060.34	11,738.76
001-2521-6316-1000-00000-1-100	Fiscal Service Data Processing/Tech Services	39,749.57	27,012.47	31,999.20
001-2521-6411-1000-00000-1-100	Fiscal Service Supplies	0.00	1,729.01	2,761.36
004-2521-6544-1000-00000-1-100	Fiscal Service Technology Software	0.00	0.00	2,758.00
FUNCTION 2521 TOTAL	Fiscal Service Area Direction	210,221.46	195,914.77	201,730.47
001-2523-6319-1000-00000-1-100	Receiving & Disbursing Funds Professional Ser	612.35	1,517.95	705.59
FUNCTION 2523 TOTAL	Receiving and Disbursing Funds Serv	612.35	1,517.95	705.59
001-2525-6412-1000-00000-1-100	Financial Accounting Serv Tech Supplies	21,855.02	41,925.30	36,072.43
FUNCTION 2525 TOTAL	Financial Accounting Serv	21,855.02	41,925.30	36,072.43
001-2529-6319-1000-00044-4-100	Other Fiscal Serv Other Prof Serv Claim Care	19,734.92	0.00	0.00
001-2529-6319-7500-00043-4-100	Other Fiscal Serv Professional Serv PCEC SDAC	6,833.09	5,953.86	5,324.50
001-2529-6398-1000-00000-1-100	Other Fiscal Serv Other Prior Year Expenses	0.00	326.20	-1.79
FUNCTION 2529 TOTAL	Other Fiscal Services	26,568.01	6,280.06	5,322.71
001-2541-6151-1000-00000-1-100	Operation Maint Classified Salaries Full Time	411,061.91	437,521.51	415,119.09
001-2541-6161-1000-00000-1-100	Operation Maint Classified Salary Part Time	3,364.98	0.00	0.00
001-2541-6171-1000-00000-1-100	Operation Maint Classified Unused Leave/Sever	10,338.04	4,786.98	6,732.36
001-2541-6211-1000-00000-1-100	Operation Maint PSRS Retirement	260.77	0.00	0.00
001-2541-6221-1000-00000-1-100	Operation Maint PEERS Retirement	32,652.25	34,551.72	32,721.41
001-2541-6231-1000-00000-1-100	Operation Maint OASDI	26,082.32	27,038.37	25,751.96
001-2541-6232-1000-00000-1-100	Operation Maint Medicare	6,125.97	6,323.42	6,022.58
001-2541-6241-1000-00000-1-100	Operation Maint Employee Insurance	63,521.11	66,325.60	62,114.28
001-2541-6331-0900-00000-1-100	Operation & Maint Cleaning Service	0.00	41,144.49	20,000.00
001-2541-6334-0900-00000-1-100	Operation & Maint Rentals Equipment	17,451.82	0.00	0.00
001-2541-6334-2000-00000-1-100	Operation & Maint Rentals Equipment JH	615.00	0.00	0.00
001-2541-6335-1000-00000-1-100	Operation Maint Water Sewer	108,486.01	104,188.78	86,905.55
001-2541-6343-0900-00000-1-100	Operation & Maint Travel	1,845.81	959.92	1,196.12
001-2541-6351-1000-00000-1-100	Operation Maint Property Insurance	220,946.86	197,234.00	200,580.00
001-2541-6362-1000-00000-1-100	Operation Maint Advertising	0.00	187,176.80	203,952.70
001-2541-6411-0900-00000-1-100	Operation & Maint Custodial Supplies	0.00	373,082.00	366,932.17
001-2541-6412-0900-00000-1-100	Operation & Maint Tech Supplies	3,302.25	0.00	0.00
001-2541-6481-1000-00000-1-100	Operation Maint Electric	832,589.13	753,261.72	710,923.46
001-2541-6482-1000-00000-1-100	Operation Maint Natural Gas	27,249.22	33,646.80	34,673.34
001-2541-6486-0900-00000-1-100	Operation & Maint Bus Gasoline/Diesel	21,515.24	21,848.68	16,618.97
004-2541-6551-1000-00000-1-100	Operation Maint Vehicle Except School Buses	52,339.32	36,501.76	30,040.00
FUNCTION 2541 TOTAL	Operation & Maint Serv Area Dir	1,839,748.01	2,325,592.55	2,220,283.99
001-2542-6151-1050-00000-1-100	Care & Upkp Blg Classified Sal Full Time HS	255,961.09	239,115.45	201,316.91

3 YEAR EXPENDITURE COMPARISON 2017-18 2016-17 2015-16

Account Code	Account Description	YTD Activity	1St Prior Year Actual	2Nd Prior Year Actual
001-2542-6151-2000-00000-1-100	Care & Upkp Blg Classified Sal Full Time JH	261,242.89	244,334.97	233,331.59
001-2542-6151-3000-00000-1-100	Care & Upkp Blg Classified Sal Full Time SMS	152,126.03	155,561.35	150,477.02
001-2542-6151-4020-00000-1-100	Care & Upkp Blg Classified Sal Full Time HH	88,970.81	89,574.94	79,681.82
001-2542-6151-4030-00000-1-100	Care & Upkp Blg Classified Sal Full Time PKV	83,346.49	83,642.20	81,237.99
001-2542-6151-4040-00000-1-100	Care & Upkp Blg Classified Sal Full Time HM	73,796.78	70,523.80	56,446.36
001-2542-6151-4050-00000-1-100	Care & Upkp Blg Classified Sal Full Time SKY	93,780.58	90,650.49	94,056.93
001-2542-6151-5020-00000-1-100	Care & Upkp Blg Classified Sal Full Time WASH	57,344.19	55,949.79	86,101.81
001-2542-6161-1050-01080-1-108	Care & Upkp Blg Classified Sal Part Time WHIT	6,338.72	5,772.61	6,384.20
001-2542-6161-4040-00000-1-100	Care & Upkp Blg Classified Sal Part Time HM	0.00	0.00	366.26
001-2542-6161-5020-00000-1-100	Care & Upkp Blg Classified Sal Part Time WASH	6,359.53	7,117.64	6,124.40
001-2542-6171-1000-00000-1-100	Care & Upkp Blg Classified Unused Leave/Sever	15,066.60	8,654.00	10,933.32
001-2542-6221-1050-00000-1-100	Care & Upkp Blg PEERS Retirement HS	20,919.72	19,668.15	16,315.94
001-2542-6221-2000-00000-1-100	Care & Upkp Blg PEERS Retirement JH	21,171.72	19,614.80	18,746.82
001-2542-6221-3000-00000-1-100	Care & Upkp Blg PEERS Retirement SMS	12,444.52	12,631.00	12,227.45
001-2542-6221-4020-00000-1-100	Care & Upkp Blg PEERS Retirement HH	7,418.18	7,382.40	6,669.12
001-2542-6221-4030-00000-1-100	Care & Upkp Blg PEERS Retirement PKV	6,849.75	6,975.43	6,741.72
001-2542-6221-4040-00000-1-100	Care & Upkp Blg PEERS Retirement HM	6,158.12	5,869.16	4,733.10
001-2542-6221-4050-00000-1-100	Care & Upkp Blg PEERS Retirement SKY	7,748.14	7,456.15	7,621.96
001-2542-6221-5020-00000-1-100	Care & Upkp Blg PEERS Retirement WASH	4,810.39	4,663.18	6,978.17
001-2542-6231-1000-00000-1-100	Care & Upkp Blg OASDI	934.17	536.60	677.90
001-2542-6231-1050-00000-1-100	Care & Upkp Blg OASDI HS	15,376.26	14,602.94	12,301.63
001-2542-6231-1050-01080-1-108	Care & Upkp Blg OASDI WHIT	393.01	357.91	395.83
001-2542-6231-2000-00000-1-100	Care & Upkp Blg OASDI JH	16,054.32	15,014.29	14,361.58
001-2542-6231-3000-00000-1-100	Care & Upkp Blg OASDI SMS	9,030.87	9,060.52	8,461.40
001-2542-6231-4020-00000-1-100	Care & Upkp Blg OASDI HH	5,305.90	5,126.19	4,589.71
001-2542-6231-4030-00000-1-100	Care & Upkp Blg OASDI PKV	5,110.14	5,099.81	4,965.89
001-2542-6231-4040-00000-1-100	Care & Upkp Blg OASDI HM	4,494.67	4,291.78	3,494.60
001-2542-6231-4050-00000-1-100	Care & Upkp Blg OASDI SKY	5,799.95	5,605.91	5,738.24
001-2542-6231-5020-00000-1-100	Care & Upkp Blg OASDI WASH	3,929.60	3,862.09	5,586.88
001-2542-6232-1000-00000-1-100	Care & Upkp Blg Medicare	218.49	125.51	158.59
001-2542-6232-1050-00000-1-100	Care & Upkp Blg Medicare HS	3,596.07	3,415.17	2,877.00
001-2542-6232-1050-01080-1-108	Care & Upkp Blg Medicare WHIT	91.94	83.69	92.57
001-2542-6232-2000-00000-1-100	Care & Upkp Blg Medicare JH	3,754.66	3,511.41	3,358.75
001-2542-6232-3000-00000-1-100	Care & Upkp Blg Medicare SMS	2,112.08	2,119.10	1,978.95
001-2542-6232-4020-00000-1-100	Care & Upkp Blg Medicare HH	1,240.88	1,198.88	1,073.42
001-2542-6232-4030-00000-1-100	Care & Upkp Blg Medicare PKV	1,195.13	1,192.73	1,161.37
001-2542-6232-4040-00000-1-100	Care & Upkp Blg Medicare HM	1,051.18	1,003.70	817.29
001-2542-6232-4050-00000-1-100	Care & Upkp Blg Medicare SKY	1,356.44	1,311.04	1,342.03
001-2542-6232-5020-00000-1-100	Care & Upkp Blg Medicare WASH	919.03	903.25	1,306.61
001-2542-6241-1050-00000-1-100	Care & Upkp Blg Employee Insurance HS	49,661.46	47,730.28	36,674.50
001-2542-6241-2000-00000-1-100	Care & Upkp Blg Employee Insurance JH	47,509.03	41,711.51	40,109.46
001-2542-6241-3000-00000-1-100	Care & Upkp Blg Employee Insurance SMS	29,359.68	28,643.31	27,879.61
001-2542-6241-4020-00000-1-100	Care & Upkp Blg Employee Insurance HH	19,210.99	18,084.24	17,601.84
001-2542-6241-4030-00000-1-100	Care & Upkp Blg Employee Insurance PKV	16,548.62	18,090.51	17,107.86
001-2542-6241-4040-00000-1-100	Care & Upkp Blg Employee Insurance HM	16,014.17	15,075.42	12,232.95
001-2542-6241-4050-00000-1-100	Care & Upkp Blg Employee Insurance SKY	19,217.07	18,090.51	17,120.04
001-2542-6241-5020-00000-1-100	Care & Upkp Blg Employee Insurance WASH	12,811.38	12,060.34	16,619.76
001-2542-6331-1000-00000-1-100	Care & Upkp Building Serv Cleaning Service	2,631.67	0.00	0.00
001-2542-6332-0900-00990-1-100	Care & Upkp Blg Repair & Maint Pool	697.50	0.00	0.00
001-2542-6332-1000-00000-1-100	Care & Upkp Blg Repair & Maint Music Piano	0.00	2,353.00	2,330.90
001-2542-6339-0900-00000-1-100	Care & Upkp Blg Other Property Services	89,970.40	106,780.58	126,847.41
001-2542-6411-0900-00000-1-100	Care & Upkp Blg Supplies Maintenance	504,937.40	280.15	1,239.91
001-2542-6411-0900-00105-1-100	Care & Upkp Blg Stadium Construction Supplies	0.00	4,673.62	14,992.41
001-2542-6411-0900-00990-1-100	Care & Upkp Blg Supplies Pool	9,308.11	9,300.65	6,472.31
001-2542-6411-1000-00105-1-100	Tech Supplies Sports Complex & New Addition	0.00	0.00	955.46
001-2542-6411-1050-00868-1-100	Care & Upkp Bld Infill Construction Supply HS	44,493.80	825.00	12,300.29
004-2542-6521-1000-00000-1-100	Care & Upkp Blg Imp to Bldg Roofs	290,449.60	33,854.20	26,904.45
004-2542-6531-1000-00000-1-100	Parking Lot Repair Projects	254,271.03	17,000.00	301,808.03
004-2542-6541-0900-00990-1-100	Care & Upkp Blg Equipment Pool	16,733.50	0.00	0.00
FUNCTION 2542 TOTAL	Care and Upkeep of Building Serv	2,687,644.45	1,588,133.35	1,840,430.32
001-2543-6332-1000-00000-1-100	Care & Upkp Grounds Repair & Maint	55,779.47	62,159.47	46,003.30
001-2543-6332-1050-00000-1-100	Care & Upkp Grounds Repair & Maint HS	136.79	0.00	0.00

3 YEAR EXPENDITURE COMPARISON 2017-18 2016-17 2015-16

Account Code	Account Description	YTD Activity	1St Prior Year Actual	2Nd Prior Year Actual
001-2543-6332-2000-00000-1-100	Care & Upkp Grounds Repair & Maint JH	21.34	140.31	0.00
001-2543-6336-1000-00000-1-100	Care & Upkp Grounds Trash Removal	15,290.46	18,763.42	18,180.08
001-2543-6411-0900-00000-1-100	Care & Upkp Grounds Supplies Athletic Fields	3,538.58	3,630.86	11,292.86
004-2543-6531-1000-00000-1-100	Care & Upkp Groun Improvement Other Than Bldg	70,467.44	419,172.13	168,413.34
FUNCTION 2543 TOTAL	Care and Upkeep of Grounds Services	145,234.08	503,866.19	243,889.58
001-2544-6332-0900-00000-1-100	Care & Upkp Equipment Repair & Maint	28,652.67	17,187.10	16,730.06
001-2544-6332-1050-00000-1-100	Care & Upkp Equipment Repair & Maint HS	0.00	0.00	34.13
001-2544-6411-0900-00000-1-100	Care & Upkp Equipment Supplies	3,845.96	24,440.34	5,499.30
001-2544-6411-1050-00869-1-100	HS 9th Grade Addition Construction Supplies	0.00	5,746.64	16,631.69
FUNCTION 2544 TOTAL	Care and Upkeep of Equipment Serv	32,498.63	47,374.08	38,895.18
001-2545-6332-0900-00000-1-100	Vehicle Service Repair & Maint	25,777.61	18,244.79	23,815.57
001-2545-6351-1000-00000-1-100	Vehicle Service Property Insurance	16,899.00	15,916.00	13,145.00
001-2545-6411-0900-00000-1-100	Vehicle Service Supplies	5,224.40	466.25	420.75
FUNCTION 2545 TOTAL	Vehicle Servicing & Maint Services	47,901.01	34,627.04	37,381.32
001-2546-6313-1000-00000-1-100	Security Services Pupil Services Non Payroll	55,346.80	54,061.02	52,139.46
001-2546-6319-1050-00000-1-100	Security Services Other Professional Serv HS	125.00	0.00	0.00
001-2546-6343-1000-00000-1-100	Security Services Travel	172.00	0.00	0.00
001-2546-6352-1000-00000-1-100	Security Services Liability Insurance	1,133.00	0.00	0.00
001-2546-6411-1000-00000-1-100	Security Services Supplies	643.56	990.27	452.98
FUNCTION 2546 TOTAL	Security Services	57,420.36	55,051.29	52,592.44
001-2551-6341-1000-00000-1-100	Contracted Trans Pupil To From School	1,099,719.08	1,084,843.18	946,495.52
001-2551-6341-1000-45100-4-100	Contracted Trans Pupil To From School	8,820.00	28,852.82	0.00
001-2551-6341-1000-45200-4-100	Contracted Trans Pupil To From School	4,500.00	7,000.00	0.00
001-2551-6341-1000-49201-4-100	Contracted Trans Pupil To From School	18,000.00	27,000.00	0.00
001-2551-6342-1000-00000-1-100	Contracted Trans Pupil Trans NR Activity Trip	115,948.19	126,443.46	113,036.69
001-2551-6342-1050-00000-1-100	Contracted Trans Pupil Trans Activity Trip HS	9,189.25	18,595.91	11,840.65
001-2551-6342-1050-00019-1-100	Contracted Trans Pupil Trans NR HS JROTC	-214.13	0.00	0.00
001-2551-6342-2000-00000-1-100	Contracted TransPupil Trans Activity Trips JH	4,494.10	4,259.95	2,550.00
001-2551-6342-3000-00000-1-100	Contracted TransPupil Trans ActivityTrips SMS	521.60	556.94	463.00
001-2551-6343-1000-45100-4-100	Contracted Trans Stud Travel Title I Federal	0.00	0.00	425.35
001-2551-6343-1000-49201-4-100	Contracted Trans Travel	0.00	0.00	45,000.00
001-2551-6486-1000-00000-1-100	Contracted Trans Pupil Trans Bus Gasoline/Die	118,359.59	96,020.09	87,808.47
001-2551-6486-1000-45100-4-100	Contracted Trans Gasoline/Diesel Title I Fed	1,000.00	0.00	0.00
001-2551-6486-1000-45200-4-100	Contracted Trans Gas/Diesel Title I C Migrant	810.00	0.00	0.00
001-2551-6486-1000-49201-4-100	Contracted Trans Gasoline/Diesel Title VB	2,468.75	0.00	0.00
FUNCTION 2551 TOTAL	Contracted Trans Serv for Students	1,383,616.43	1,393,572.35	1,207,619.68
002-2552-6111-1000-00000-1-100	District Trans Certified Salaries Full Time	13,128.48	12,912.72	12,620.04
001-2552-6151-1000-46300-4-100	District Trans Class Sal Full Time Homeless	8,861.95	7,679.22	9,194.07
001-2552-6171-1000-00000-1-100	District Trans Classified Unused Leave/Severa	227.50	210.00	280.00
002-2552-6211-1000-00000-1-100	District Transportation PSRS Retirement	2,016.50	1,978.56	1,933.17
001-2552-6221-1000-46300-4-100	District Transportation PEERS Retirement Home	607.88	619.79	591.49
001-2552-6231-1000-00000-1-100	District Transportation OASDI	14.11	13.02	17.36
001-2552-6231-1000-46300-4-100	District Transportation OASDI Homeless	549.41	560.15	570.01
001-2552-6232-1000-00000-1-100	District Transportation Medicare	3.30	3.05	4.06
001-2552-6232-1000-46300-4-100	District Transportation Medicare Homeless	128.46	130.99	133.31
002-2552-6232-1000-00000-1-100	District Transportation Medicare	181.43	185.85	182.35
001-2552-6241-1000-46300-4-100	District Transportation Employee Insurance Ho	6.40	6.30	9.00
002-2552-6241-1000-00000-1-100	District Transportation Employee Insurance	780.17	734.46	714.88
001-2552-6319-1000-00000-1-100	District Transportation Professional Service	1,416.00	830.00	110.00
FUNCTION 2552 TOTAL	Dist Operated NonDisabled Trans Ser	27,921.59	25,864.11	26,359.74
001-2553-6341-1000-12210-3-700	Contract Trans Disabilities Pupil To From Sch	117,329.35	122,202.44	63,744.02
001-2553-6341-1000-44100-4-700	Contract Trans Disabilities Pupil To From Sch	119,000.00	130,000.00	127,411.46
001-2553-6342-1000-12210-3-700	Contracted Trans Disabilities Non Route Sp Ed	786.15	0.00	0.00
001-2553-6486-1000-44100-4-700	Contracted Trans Disabilities Gas/Diesel SpEd	11,027.76	0.00	0.00
FUNCTION 2553 TOTAL	Contracted Trans Ser Stud wDisab	248,143.26	252,202.44	191,155.48
001-2557-6341-1000-44100-4-700	ESEA/IDEA Pupil To From School PPS	182.66	0.00	131.90
FUNCTION 2557 TOTAL	ESEA/IDEA Transportation Cost	182.66	0.00	131.90
001-2559-6161-7500-12810-3-700	ECSE Transportation Classified Sal Part Time	2,219.68	1,369.61	458.42
002-2559-6161-7500-44200-3-100	ECSE Transportation Classified Sal Part Time	0.00	0.00	504.78
001-2559-6221-7500-44200-3-100	ECSE Transportation PEERS Retirement	0.00	0.00	34.63
001-2559-6231-7500-12810-3-700	ECSE Transportation OASDI	137.62	84.92	28.42
002-2559-6231-7500-44200-3-100	ECSE Transportation OASDI	0.00	0.00	31.30

3 YEAR EXPENDITURE COMPARISON 2017-18 2016-17 2015-16

Account Code	Account Description	YTD Activity	1St Prior Year Actual	2Nd Prior Year Actual
001-2559-6232-7500-12810-3-700	ECSE Transportation Medicare	32.19	19.86	6.65
002-2559-6232-7500-44200-3-100	ECSE Transportation Medicare	0.00	0.00	7.31
001-2559-6319-7500-44200-4-700	ECSE Transportation Other Professional Serv	52.00	0.00	0.00
001-2559-6341-7500-44200-3-100	ECSE Transportation Pupil To From School	0.00	23,208.29	0.00
001-2559-6341-7500-44200-4-700	ECSE Transportation Pupil To From School	95,600.33	81,316.00	81,146.53
001-2559-6411-7500-44200-4-700	ECSE Transportation Supplies	2,061.83	2,147.36	3,226.28
001-2559-6486-7500-44200-3-100	ECSE Transportation Gasoline/Diesel	0.00	2,282.78	0.00
001-2559-6486-7500-44200-4-700	ECSE Transportation Gasoline/Diesel	4,872.67	2,477.21	2,293.32
FUNCTION 2559 TOTAL	Early Child SpEd Transportation Serv	104,976.32	112,906.03	87,737.64
001-2561-6151-1050-00045-1-045	Food Service Classified Salaries Full Time HS	2,899.55	3,255.97	3,292.87
001-2561-6151-1050-00046-1-045	Food Service Classified Salaries Full Time HS	2,899.55	3,255.97	3,292.87
001-2561-6151-2000-00045-1-045	Food Service Classified Salaries Full Time JH	2,899.55	3,255.97	3,292.87
001-2561-6151-2000-00046-1-045	Food Service Classified Salaries Full Time JH	2,899.55	3,255.97	3,292.87
001-2561-6151-3000-00045-1-045	Food Service Classified Salaries FullTime SMS	2,485.33	2,790.84	2,822.46
001-2561-6151-3000-00046-1-045	Food Service Classified Salaries FullTime SMS	2,485.33	2,790.66	2,822.66
001-2561-6151-4020-00045-1-045	Food Service Classified Salaries Full Time HH	2,485.33	2,790.84	2,822.46
001-2561-6151-4020-00046-1-045	Food Service Classified Salaries Full Time HH	2,485.33	2,790.84	2,822.46
001-2561-6151-4030-00045-1-045	Food Service Classified Salaries FullTime PKV	2,485.33	2,790.84	2,822.46
001-2561-6151-4030-00046-1-045	Food Service Classified Salaries FullTime PKV	2,485.33	2,790.84	2,822.46
001-2561-6151-4040-00045-1-045	Food Service Classified Salaries Full Time HM	2,485.33	2,790.84	2,822.46
001-2561-6151-4040-00046-1-045	Food Service Classified Salaries Full Time HM	2,485.33	2,790.84	2,822.46
001-2561-6151-4050-00045-1-045	Food Service Classified Salaries FullTime SKY	2,485.33	2,790.84	2,822.46
001-2561-6151-4050-00046-1-045	Food Service Classified Salaries FullTime SKY	2,485.33	2,790.84	2,822.46
001-2561-6151-5020-00045-1-045	Food Service Classified Sal Full Time WASH	2,485.33	2,790.84	2,822.46
001-2561-6151-5020-00046-1-045	Food Service Classified Sal Full Time WASH	2,485.33	2,790.84	2,822.46
001-2561-6171-1000-00000-1-100	Food Serv Classified Unused Leave/Severance	2,535.00	175.00	0.00
001-2561-6221-1050-00045-1-045	Food Service PEERS Retirement HS Lunch	251.20	282.45	282.07
001-2561-6221-1050-00046-1-045	Food Service PEERS Retirement HS Brkft	251.20	282.45	282.07
001-2561-6221-2000-00045-1-045	Food Service PEERS Retirement JH Lunch	251.20	282.45	282.07
001-2561-6221-2000-00046-1-045	Food Service PEERS Retirement JH Brkft	251.20	282.45	282.07
001-2561-6221-3000-00045-1-045	Food Service PEERS Retirement SMS Lunch	215.32	242.11	241.77
001-2561-6221-3000-00046-1-045	Food Service PEERS Retirement SMS Brkft	215.34	242.13	241.83
001-2561-6221-4020-00045-1-045	Food Service PEERS Retirement HH Lunch	215.32	242.11	241.77
001-2561-6221-4020-00046-1-045	Food Service PEERS Retirement HH Brkft	215.32	242.11	241.77
001-2561-6221-4030-00045-1-045	Food Service PEERS Retirement PKV Lunch	215.32	242.11	241.77
001-2561-6221-4030-00046-1-045	Food Service PEERS Retirement PKV Brkft	215.32	242.11	241.77
001-2561-6221-4040-00045-1-045	Food Service PEERS Retirement HM Lunch	215.32	242.11	241.77
001-2561-6221-4040-00046-1-045	Food Service PEERS Retirement HM Brkft	215.32	242.11	241.77
001-2561-6221-4050-00045-1-045	Food Service PEERS Retirement SKY Lunch	215.32	242.11	241.77
001-2561-6221-4050-00046-1-045	Food Service PEERS Retirement SKY Brkft	215.32	242.11	241.77
001-2561-6221-5020-00045-1-045	Food Service PEERS Retirement WASH Lunch	215.32	242.11	241.77
001-2561-6221-5020-00046-1-045	Food Service PEERS Retirement WASH Brkft	215.32	242.11	241.77
001-2561-6231-1000-00000-1-100	Food Service OASDI	157.17	10.85	0.00
001-2561-6231-1050-00045-1-045	Food Service OASDI HS Lunch	169.36	190.27	193.33
001-2561-6231-1050-00046-1-045	Food Service OASDI HS Brkft	169.36	190.27	193.33
001-2561-6231-2000-00045-1-045	Food Service OASDI JH Lunch	169.36	190.27	193.33
001-2561-6231-2000-00046-1-045	Food Service OASDI JH Brkft	169.36	190.27	193.33
001-2561-6231-3000-00045-1-045	Food Service OASDI SMS Lunch	145.17	163.11	165.72
001-2561-6231-3000-00046-1-045	Food Service OASDI SMS Brkft	145.45	162.99	165.60
001-2561-6231-4020-00045-1-045	Food Service OASDI HH Lunch	145.17	163.11	165.72
001-2561-6231-4020-00046-1-045	Food Service OASDI HH Brkft	145.17	163.11	165.72
001-2561-6231-4030-00045-1-045	Food Service OASDI PKV Lunch	145.17	163.11	165.72
001-2561-6231-4030-00046-1-045	Food Service OASDI PKV Brkft	145.17	163.11	165.72
001-2561-6231-4040-00045-1-045	Food Service OASDI HM Lunch	145.17	163.11	165.72
001-2561-6231-4040-00046-1-045	Food Service OASDI HM Brkft	145.17	163.11	165.72
001-2561-6231-4050-00045-1-045	Food Service OASDI SKY Lunch	145.17	163.11	165.72
001-2561-6231-4050-00046-1-045	Food Service OASDI SKY Brkft	145.17	163.11	165.72
001-2561-6231-5020-00045-1-045	Food Service OASDI WASH Lunch	145.17	163.11	165.72
001-2561-6231-5020-00046-1-045	Food Service OASDI WASH Brkft	145.17	163.11	165.72
001-2561-6232-1000-00000-1-100	Food Service Medicare	36.76	2.54	0.00
001-2561-6232-1050-00045-1-045	Food Service Medicare HS Lunch	39.61	44.49	45.21
001-2561-6232-1050-00046-1-045	Food Service Medicare HS Brkft	39.61	44.49	45.21

3 YEAR EXPENDITURE COMPARISON 2017-18 2016-17 2015-16

Account Code	Account Description	YTD Activity	1St Prior Year Actual	2Nd Prior Year Actual
001-2561-6232-2000-00045-1-045	Food Service Medicare JH Lunch	39.61	44.49	45.21
001-2561-6232-2000-00046-1-045	Food Service Medicare JH Brkft	39.61	44.49	45.21
001-2561-6232-3000-00045-1-045	Food Service Medicare SMS Lunch	33.95	38.16	38.76
001-2561-6232-3000-00046-1-045	Food Service Medicare SMS Brkft	34.02	38.02	38.70
001-2561-6232-4020-00045-1-045	Food Service Medicare HH Lunch	33.95	38.16	38.76
001-2561-6232-4020-00046-1-045	Food Service Medicare HH Brkft	33.95	38.16	38.76
001-2561-6232-4030-00045-1-045	Food Service Medicare PKV Lunch	33.95	38.16	38.76
001-2561-6232-4030-00046-1-045	Food Service Medicare PKV Brkft	33.95	38.16	38.76
001-2561-6232-4040-00045-1-045	Food Service Medicare HM Lunch	33.95	38.16	38.76
001-2561-6232-4040-00046-1-045	Food Service Medicare HM Brkft	33.95	38.16	38.76
001-2561-6232-4050-00045-1-045	Food Service Medicare SKY Lunch	33.95	38.16	38.76
001-2561-6232-4050-00046-1-045	Food Service Medicare SKY Brkft	33.95	38.16	38.76
001-2561-6232-5020-00045-1-045	Food Service Medicare WASH Lunch	33.95	38.16	38.76
001-2561-6232-5020-00046-1-045	Food Service Medicare WASH Brkft	33.95	38.16	38.76
001-2561-6241-1050-00045-1-045	Food Service Employee Insurance HS	764.61	864.27	822.36
001-2561-6241-1050-00046-1-045	Food Service Employee Insurance HS	764.61	864.27	822.36
001-2561-6241-2000-00045-1-045	Food Service Employee Insurance JH	764.61	864.27	822.36
001-2561-6241-2000-00046-1-045	Food Service Employee Insurance JH	764.61	864.27	822.36
001-2561-6241-3000-00045-1-045	Food Service Employee Insurance SMS	655.23	740.75	704.94
001-2561-6241-3000-00046-1-045	Food Service Employee Insurance SMS	655.59	739.19	703.10
001-2561-6241-4020-00045-1-045	Food Service Employee Insurance HH	655.23	740.75	704.94
001-2561-6241-4020-00046-1-045	Food Service Employee Insurance HH	655.23	740.75	704.94
001-2561-6241-4030-00045-1-045	Food Service Employee Insurance PKV	655.23	740.75	704.94
001-2561-6241-4030-00046-1-045	Food Service Employee Insurance PKV	655.23	740.75	704.94
001-2561-6241-4040-00045-1-045	Food Service Employee Insurance HM	655.23	740.75	704.94
001-2561-6241-4040-00046-1-045	Food Service Employee Insurance HM	655.23	740.75	704.94
001-2561-6241-4050-00045-1-045	Food Service Employee Insurance SKY	655.23	740.75	704.94
001-2561-6241-4050-00046-1-045	Food Service Employee Insurance SKY	655.23	740.75	704.94
001-2561-6241-5020-00045-1-045	Food Service Employee Insurance WASH	655.23	740.75	704.94
001-2561-6241-5020-00046-1-045	Food Service Employee Insurance WASH	655.23	740.75	704.94
001-2561-6332-1000-00045-1-045	Food Service Repair & Maint	2,700.41	6,167.72	4,245.90
001-2561-6336-1000-00045-1-045	Food Service Trash Removal	4,050.00	0.00	0.00
001-2561-6343-1000-00045-1-045	Food Service Travel	385.76	389.45	670.78
FUNCTION 2561 TOTAL	Food Service Service Area Direction	68,783.15	72,993.02	71,142.08
001-2562-6151-1050-00045-1-045	Food Prep Classified Salaries Full Time HS	55,707.15	41,553.06	40,905.80
001-2562-6151-1050-00046-1-045	Food Prep Classified Salaries Full Time HS	55,707.03	41,552.91	40,905.68
001-2562-6151-2000-00045-1-045	Food Prep Classified Salaries Full Time JH	88,557.41	65,093.13	71,901.94
001-2562-6151-2000-00046-1-045	Food Prep Classified Salaries Full Time JH	59,460.76	30,382.95	36,130.81
001-2562-6151-3000-00045-1-045	Food Prep Classified Salaries FullTime SMS	26,521.20	15,535.08	15,215.64
001-2562-6151-3000-00046-1-045	Food Prep Classified Salaries FullTime SMS	26,521.04	15,535.06	15,215.69
001-2562-6151-4020-00045-1-045	Food Prep Classified Salaries Full Time HH	29,866.96	26,483.93	25,949.82
001-2562-6151-4020-00046-1-045	Food Prep Classified Salaries Full Time HH	29,866.93	26,483.87	25,949.79
001-2562-6151-4030-00045-1-045	Food Prep Classified Salaries FullTime PKV	26,900.22	22,740.95	22,585.25
001-2562-6151-4030-00046-1-045	Food Prep Classified Salaries FullTime PKV	26,900.19	22,740.90	22,585.20
001-2562-6151-4040-00045-1-045	Food Prep Classified Salaries Full Time HM	24,372.22	20,787.40	21,007.44
001-2562-6151-4040-00046-1-045	Food Prep Classified Salaries Full Time HM	24,372.08	20,787.21	21,007.34
001-2562-6151-4050-00045-1-045	Food Prep Classified Salaries FullTime SKY	23,496.18	14,587.65	14,708.64
001-2562-6151-4050-00046-1-045	Food Prep Classified Salaries FullTime SKY	23,496.19	14,587.67	14,708.61
001-2562-6151-5020-00045-1-045	Food Prep Classified Sal Full Time WASH	25,425.99	21,480.78	20,796.77
001-2562-6151-5020-00046-1-045	Food Prep Classified Sal Full Time WASH	25,426.07	21,480.87	20,796.82
001-2562-6161-1050-00045-1-045	Food Prep Classified Salary Part Time HS	10,675.22	0.00	0.00
001-2562-6161-1050-00046-1-045	Food Prep Classified Salary Part Time HS	6,589.05	0.00	0.00
001-2562-6161-2000-00045-1-045	Food Prep Classified Salary Part Time JH	3,264.00	0.00	2,581.00
001-2562-6161-2000-00046-1-045	Food Prep Classified Salary Part Time JH	260.00	0.00	2,581.02
001-2562-6161-3000-00045-1-045	Food Prep Classified Salary Part Time SMS	17,793.25	8,859.61	8,386.35
001-2562-6161-3000-00046-1-045	Food Prep Classified Salary Part Time SMS	16,355.20	8,859.56	8,386.29
001-2562-6161-4020-00045-1-045	Food Prep Classified Salary Part Time HH	10,507.90	0.00	0.00
001-2562-6161-4020-00046-1-045	Food Prep Classified Salary Part Time HH	8,513.79	0.00	0.00
001-2562-6161-4030-00045-1-045	Food Prep Classified Salary Part Time PKV	13,225.72	0.00	0.00
001-2562-6161-4030-00046-1-045	Food Prep Classified Salary Part Time PKV	5,908.97	0.00	0.00
001-2562-6161-4040-00045-1-045	Food Prep Classified Salary Part Time HM	6,928.22	3,334.87	3,146.36
001-2562-6161-4040-00046-1-045	Food Prep Classified Salary Part Time HM	3,728.30	3,334.81	3,146.36

3 YEAR EXPENDITURE COMPARISON 2017-18 2016-17 2015-16

Account Code	Account Description	YTD Activity	1St Prior Year Actual	2Nd Prior Year Actual
001-2562-6161-4050-00045-1-045	Food Prep Classified Salary Part Time SKY	9,427.71	0.00	0.00
001-2562-6161-4050-00046-1-045	Food Prep Classified Salary Part Time SKY	7,915.58	0.00	0.00
001-2562-6161-5020-00045-1-045	Food Prep Classified Sal Part Time WASH	4,524.47	0.00	0.00
001-2562-6161-5020-00046-1-045	Food Prep Classified Sal Part Time WASH	1,942.47	0.00	0.00
001-2562-6171-1000-00000-1-100	Food Prep Classified Unused Leave/Severanc	10,792.50	6,492.50	8,265.00
001-2562-6221-1050-00045-1-045	Food Prep PEERS Retirement HS Lunch	5,522.88	4,090.49	4,010.02
001-2562-6221-1050-00046-1-045	Food Prep PEERS Retirement HS Brkft	5,522.39	4,090.35	4,009.90
001-2562-6221-2000-00045-1-045	Food Prep PEERS Retirement JH Lunch	8,117.10	5,670.25	6,336.59
001-2562-6221-2000-00046-1-045	Food Prep PEERS Retirement JH Brkft	5,682.66	2,910.89	3,481.76
001-2562-6221-3000-00045-1-045	Food Prep PEERS Retirement SMS Lunch	2,943.89	2,293.46	2,221.04
001-2562-6221-3000-00046-1-045	Food Prep PEERS Retirement SMS Brkft	2,944.40	2,293.37	2,220.97
001-2562-6221-4020-00045-1-045	Food Prep PEERS Retirement HH Lunch	2,928.90	2,436.75	2,382.09
001-2562-6221-4020-00046-1-045	Food Prep PEERS Retirement HH Brkft	2,928.83	2,436.75	2,382.03
001-2562-6221-4030-00045-1-045	Food Prep PEERS Retirement PKV Lunch	2,531.25	2,179.98	2,151.28
001-2562-6221-4030-00046-1-045	Food Prep PEERS Retirement PKV Brkft	2,531.21	2,179.94	2,151.23
001-2562-6221-4040-00045-1-045	Food Prep PEERS Retirement HM Lunch	2,613.61	2,246.34	2,236.18
001-2562-6221-4040-00046-1-045	Food Prep PEERS Retirement HM Brkft	2,613.53	2,246.12	2,235.96
001-2562-6221-4050-00045-1-045	Food Prep PEERS Retirement SKY Lunch	2,249.05	1,379.84	1,410.28
001-2562-6221-4050-00046-1-045	Food Prep PEERS Retirement SKY Brkft	2,249.01	1,379.81	1,410.28
001-2562-6221-5020-00045-1-045	Food Prep PEERS Retirement WASH Lunch	2,563.38	2,093.50	2,028.55
001-2562-6221-5020-00046-1-045	Food Prep PEERS Retirement WASH Brkft	2,563.36	2,093.53	2,028.58
001-2562-6231-1000-00000-1-100	Food Prep OASDI	669.16	402.57	512.47
001-2562-6231-1050-00045-1-045	Food Prep OASDI HS Lunch	3,862.49	2,333.48	2,350.12
001-2562-6231-1050-00046-1-045	Food Prep OASDI HS Brkft	3,608.75	2,333.32	2,349.93
001-2562-6231-2000-00045-1-045	Food Prep OASDI JH Lunch	5,610.38	3,993.84	4,593.23
001-2562-6231-2000-00046-1-045	Food Prep OASDI JH Brkft	3,668.05	1,871.94	2,389.94
001-2562-6231-3000-00045-1-045	Food Prep OASDI SMS Lunch	2,743.66	1,512.48	1,463.36
001-2562-6231-3000-00046-1-045	Food Prep OASDI SMS Brkft	2,654.38	1,512.45	1,463.30
001-2562-6231-4020-00045-1-045	Food Prep OASDI HH Lunch	2,466.23	1,608.87	1,575.74
001-2562-6231-4020-00046-1-045	Food Prep OASDI HH Brkft	2,342.38	1,608.83	1,575.70
001-2562-6231-4030-00045-1-045	Food Prep OASDI PKV Lunch	2,440.73	1,343.15	1,331.42
001-2562-6231-4030-00046-1-045	Food Prep OASDI PKV Brkft	1,986.93	1,343.12	1,331.42
001-2562-6231-4040-00045-1-045	Food Prep OASDI HM Lunch	1,936.73	1,495.68	1,488.56
001-2562-6231-4040-00046-1-045	Food Prep OASDI HM Brkft	1,738.23	1,495.44	1,488.32
001-2562-6231-4050-00045-1-045	Food Prep OASDI SKY Lunch	1,868.49	873.13	893.76
001-2562-6231-4050-00046-1-045	Food Prep OASDI SKY Brkft	1,774.52	873.15	893.78
001-2562-6231-5020-00045-1-045	Food Prep OASDI WASH Lunch	1,822.72	1,301.61	1,259.17
001-2562-6231-5020-00046-1-045	Food Prep OASDI WASH Brkft	1,662.72	1,301.61	1,259.21
001-2562-6232-1000-00000-1-100	Food Prep Medicare	156.55	94.16	119.89
001-2562-6232-1050-00045-1-045	Food Prep Medicare HS Lunch	903.45	545.84	549.72
001-2562-6232-1050-00046-1-045	Food Prep Medicare HS Brkft	843.82	545.62	549.49
001-2562-6232-2000-00045-1-045	Food Prep Medicare JH Lunch	1,312.19	933.99	1,074.19
001-2562-6232-2000-00046-1-045	Food Prep Medicare JH Brkft	857.84	437.83	559.00
001-2562-6232-3000-00045-1-045	Food Prep Medicare SMS Lunch	641.69	353.75	342.27
001-2562-6232-3000-00046-1-045	Food Prep Medicare SMS Brkft	620.63	353.70	342.20
001-2562-6232-4020-00045-1-045	Food Prep Medicare HH Lunch	576.90	376.29	368.55
001-2562-6232-4020-00046-1-045	Food Prep Medicare HH Brkft	547.71	376.25	368.50
001-2562-6232-4030-00045-1-045	Food Prep Medicare PKV Lunch	570.88	314.13	311.41
001-2562-6232-4030-00046-1-045	Food Prep Medicare PKV Brkft	464.65	314.09	311.36
001-2562-6232-4040-00045-1-045	Food Prep Medicare HM Lunch	452.99	349.88	348.23
001-2562-6232-4040-00046-1-045	Food Prep Medicare HM Brkft	406.49	349.66	347.99
001-2562-6232-4050-00045-1-045	Food Prep Medicare SKY Lunch	437.11	204.19	209.00
001-2562-6232-4050-00046-1-045	Food Prep Medicare SKY Brkft	414.95	204.19	209.04
001-2562-6232-5020-00045-1-045	Food Prep Medicare WASH Lunch	426.29	304.38	294.45
001-2562-6232-5020-00046-1-045	Food Prep Medicare WASH Brkft	388.88	304.43	294.51
001-2562-6241-1050-00045-1-045	Food Prep Employee Insurance HS	24,877.16	18,123.86	17,618.86
001-2562-6241-1050-00046-1-045	Food Prep Employee Insurance HS	24,875.95	18,123.10	17,618.16
001-2562-6241-2000-00045-1-045	Food Prep Employee Insurance JH	29,853.65	17,613.05	20,544.52
001-2562-6241-2000-00046-1-045	Food Prep Employee Insurance JH	23,447.96	12,082.94	14,675.32
001-2562-6241-3000-00045-1-045	Food Prep Employee Insurance SMS	10,034.92	9,065.06	8,810.25
001-2562-6241-3000-00046-1-045	Food Prep Employee Insurance SMS	10,034.96	9,064.87	8,810.07
001-2562-6241-4020-00045-1-045	Food Prep Employee Insurance HH	10,024.25	9,062.48	8,810.25

3 YEAR EXPENDITURE COMPARISON 2017-18 2016-17 2015-16

Account Code	Account Description	YTD Activity	1St Prior Year Actual	2Nd Prior Year Actual
001-2562-6241-4020-00046-1-045	Food Prep Employee Insurance HH	10,023.99	9,062.29	8,810.07
001-2562-6241-4030-00045-1-045	Food Prep Employee Insurance PKV	10,028.15	9,065.06	8,810.25
001-2562-6241-4030-00046-1-045	Food Prep Employee Insurance PKV	10,027.89	9,064.87	8,810.07
001-2562-6241-4040-00045-1-045	Food Prep Employee Insurance HM	10,028.41	8,647.97	8,476.90
001-2562-6241-4040-00046-1-045	Food Prep Employee Insurance HM	10,027.63	8,647.56	8,476.38
001-2562-6241-4050-00045-1-045	Food Prep Employee Insurance SKY	9,315.67	5,542.48	5,873.44
001-2562-6241-4050-00046-1-045	Food Prep Employee Insurance SKY	9,315.57	5,542.38	5,873.44
001-2562-6241-5020-00045-1-045	Food Prep Employee Insurance WASH	10,027.89	9,064.87	8,810.07
001-2562-6241-5020-00046-1-045	Food Prep Employee Insurance WASH	10,028.15	9,065.06	8,810.25
001-2562-6339-1000-00045-1-045	Food Prep Linen Services	4,748.99	0.00	0.00
001-2562-6411-1000-00045-1-045	Food Prep Non Food Supplies	77,446.35	9,452.74	9,628.67
001-2562-6471-1000-00045-1-045	Food Prep Food Supplies	1,042,724.17	357.50	0.00
004-2562-6541-1000-00045-1-045	Food Prep Equipment Replacement	41,440.01	36,224.36	11,548.69
FUNCTION 2562 TOTAL	Food Preparation & Dispensing Serv	2,208,666.71	741,155.69	735,195.25
001-2563-6391-1000-00045-1-045	Food Service Delivery Purchased Services	0.00	1,711,215.05	1,659,794.75
001-2563-6486-1000-00045-1-045	Food Service Delivery Gasoline/Diesel	1,218.46	0.00	0.00
FUNCTION 2563 TOTAL	Food Delivery Services	1,218.46	1,711,215.05	1,659,794.75
001-2569-6319-1000-00045-1-045	Other Food Service Professional Services	345.00	0.00	0.00
001-2569-6371-1000-00045-1-045	Other Food Service Dues & Membership	142.00	0.00	0.00
001-2569-6411-1000-00011-1-045	Other Food Service Supplies Catering	697.05	0.00	0.00
001-2569-6411-1000-00045-1-045	Other Food Service Supplies	913.24	0.00	0.00
001-2569-6412-1000-00045-1-045	Other Food Service Tech Supplies	359.69	0.00	0.00
FUNCTION 2569 TOTAL	Other Food Services	2,456.98	0.00	0.00
001-2572-6411-1050-00000-1-100	Purchasing Services Supplies HS	2,780.00	0.00	0.00
FUNCTION 2572 TOTAL	Purchasing Services	2,780.00	0.00	0.00
001-2573-6319-1000-00000-1-100	Warehousing Transport Prof Service	6,833.07	0.00	0.00
001-2573-6411-1000-00000-1-100	Warehousing Supplies	-8,018.42	0.00	2,540.79
FUNCTION 2573 TOTAL	Warehousing & Distributing Services	-1,185.35	0.00	2,540.79
001-2574-6334-1000-00000-1-100	Printing & Duplicating Copier Lease	30,226.80	57,840.13	37,101.90
001-2574-6334-1050-00000-1-100	Printing & Duplicating Copier Lease HS	7,823.28	29,891.01	42,785.09
001-2574-6334-1050-01080-1-108	Printing & Duplicating Copier Lease WHIT	2,275.80	5,432.07	7,672.13
001-2574-6334-2000-00000-1-100	Printing & Duplicating Copier Lease JH	7,067.04	28,571.38	39,407.33
001-2574-6334-3000-00000-1-100	Printing & Duplicating Copier Lease SMS	4,927.92	26,285.35	36,911.45
001-2574-6334-4020-00000-1-100	Printing & Duplicating Copier Lease HH	2,010.60	19,744.19	25,320.05
001-2574-6334-4030-00000-1-100	Printing & Duplicating Copier Lease PKV	2,010.60	12,982.86	18,791.69
001-2574-6334-4040-00000-1-100	Printing & Duplicating Copier Lease HM	1,270.08	11,865.85	18,419.69
001-2574-6334-4050-00000-1-100	Printing & Duplicating Copier Lease SKY	2,010.60	17,441.19	25,267.85
001-2574-6334-5020-00000-1-100	Printing & Duplicating Copier Lease WASH	1,264.68	10,201.56	16,006.61
001-2574-6363-1000-00000-1-100	Printing & Duplicating Printing & Binding	3,019.70	3,710.45	1,805.16
001-2574-6363-1000-00062-1-100	Printing & Duplicating Printing & Binding DO	40,357.60	0.00	0.00
001-2574-6363-1050-00000-1-100	Printing & Duplicating Printing & Binding HS	5,198.10	4,499.13	2,701.32
001-2574-6363-1050-00062-1-100	Printing & Duplicating Printing & Binding HS	25,355.33	0.00	0.00
001-2574-6363-1050-00062-1-108	Printing & Duplicating Printing & Bindin WHIT	3,394.95	0.00	0.00
001-2574-6363-2000-00000-1-100	Printing & Duplicating Printing & Binding JH	0.00	2,706.00	0.00
001-2574-6363-2000-00062-1-100	Printing & Duplicating Printing & Binding JH	25,355.33	0.00	0.00
001-2574-6363-3000-00062-1-100	Printing & Duplicating Printing & Binding SMS	25,355.33	0.00	0.00
001-2574-6363-4020-00062-1-100	Printing & Duplicating Printing & Binding HH	18,096.91	0.00	0.00
001-2574-6363-4030-00062-1-100	Printing & Duplicating Printing & Binding PKV	12,554.88	0.00	0.00
001-2574-6363-4040-00062-1-100	Printing & Duplicating Printing & Binding HM	11,104.21	0.00	0.00
001-2574-6363-4050-00062-1-100	Printing & Duplicating Printing & Binding SKY	18,052.58	0.00	0.00
001-2574-6363-5020-00062-1-100	Printing & Duplicating Printing & Binding WASH	9,055.93	0.00	0.00
001-2574-6411-1000-00000-1-100	Printing & Duplicating Supplies DO	3,108.39	3,580.55	2,042.84
001-2574-6411-1000-00045-1-045	Printing & Duplicating Supplies Food Service	43.00	0.00	0.00
001-2574-6411-1050-00000-1-100	Printing & Duplicating Supplies HS	14,782.83	16,228.74	16,355.30
001-2574-6411-1050-01080-1-108	Printing & Duplicating Supplies WHIT	531.51	461.70	173.40
001-2574-6411-2000-00000-1-100	Printing & Duplicating Supplies JH	11,547.32	8,167.09	11,541.49
001-2574-6411-3000-00000-1-100	Printing & Duplicating Supplies SMS	5,414.63	4,755.80	4,664.35
001-2574-6411-4020-00000-1-100	Printing & Duplicating Supplies HH	8,947.98	9,687.36	8,252.84
001-2574-6411-4030-00000-1-100	Printing & Duplicating Supplies PKV	7,920.69	8,241.16	7,254.89
001-2574-6411-4040-00000-1-100	Printing & Duplicating Supplies HM	4,889.83	4,056.57	3,739.52
001-2574-6411-4050-00000-1-100	Printing & Duplicating Supplies SKY	7,850.83	8,099.75	4,298.25
001-2574-6411-5020-00000-1-100	Printing & Duplicating Supplies WASH	4,705.18	4,733.98	3,985.41

3 YEAR EXPENDITURE COMPARISON 2017-18 2016-17 2015-16

Account Code	Account Description	YTD Activity	1St Prior Year Actual	2Nd Prior Year Actual
FUNCTION 2574 TOTAL	Printing Publish & Duplicating Ser	327,530.44	299,183.87	334,498.56
001-2632-6343-1000-00000-1-100	Internal Information Serv Travel	1,598.90	1,284.75	1,490.31
001-2632-6371-1000-00000-1-100	Internal Information Ser Dues & Membership	528.98	375.00	707.98
001-2632-6411-1000-00000-1-100	Internal Information Serv Supplies	884.24	85.03	104.94
FUNCTION 2632 TOTAL	Internal Information Services	3,012.12	1,744.78	2,303.23
002-2633-6111-1000-00000-1-100	Public Information Serv Cert Salary Full Time	55,013.18	54,083.03	53,051.63
002-2633-6211-1000-00000-1-100	Public Information Serv PSRS Retirement	8,903.22	8,713.93	8,540.12
002-2633-6232-1000-00000-1-100	Public Information Serv Medicare	720.45	705.23	692.15
002-2633-6241-1000-00000-1-100	Public Information Serv Employee Insurance	6,405.69	6,030.17	5,869.38
FUNCTION 2633 TOTAL	Public Information Services	71,042.54	69,532.36	68,153.28
001-2642-6319-1000-00000-1-100	Recruitment & Placement Other Prof Services	960.95	0.00	0.00
001-2642-6362-1000-00000-1-100	Recruitment & Placement Advertising	525.00	0.00	0.00
FUNCTION 2642 TOTAL	Recruitment & Placement Serv	1,485.95	0.00	0.00
002-3511-6111-7500-32400-3-100	Early Childhood Cert Salaries Full Time PAT	14,702.75	1,927.99	14,141.15
002-3511-6121-7500-32400-1-100	Early Childhood Cert Sub Part Time Salary PAT	0.00	33.52	6,396.96
001-3511-6151-7500-32400-3-100	Early Childhood Class Salaries Full Time PAT	4,325.39	4,203.29	5,050.14
002-3511-6151-7500-32400-3-100	Early Childhood Class Salaries Full Time PAT	37,378.64	43,204.72	35,747.56
001-3511-6161-7500-32400-3-100	Early Childhood Class Salary Part Time PAT	1,926.59	0.00	0.00
002-3511-6161-7500-32400-3-100	Early Childhood Class Salary Part Time PAT	36,908.06	44,321.88	31,277.67
002-3511-6171-1000-00000-1-100	Early Childhood Class Unused Leave/Severance	140.00	87.50	105.00
002-3511-6211-7500-32400-3-100	Early Childhood PSRS Retirement PAT	3,765.51	1,837.49	2,177.55
001-3511-6221-7500-32400-3-100	Early Childhood PEERS Retirement PAT	4,804.32	4,656.79	3,551.40
001-3511-6231-7500-32400-3-100	Early Childhood OASDI PAT	366.85	240.57	288.43
002-3511-6231-1000-00000-1-100	Early Childhood OASDI	8.68	5.43	6.51
002-3511-6231-7500-32400-1-100	Early Childhood OASDI PAT	0.00	2.08	396.62
002-3511-6231-7500-32400-3-100	Early Childhood OASDI PAT	4,147.77	4,888.28	3,958.06
001-3511-6232-7500-32400-3-100	Early Childhood Medicare PAT	85.79	56.26	67.44
002-3511-6232-1000-00000-1-100	Early Childhood Medicare	2.03	1.27	1.52
002-3511-6232-7500-32400-1-100	Early Childhood Medicare PAT	0.00	0.49	92.75
002-3511-6232-7500-32400-3-100	Early Childhood Medicare PAT	970.07	1,143.24	925.65
001-3511-6241-7500-32400-3-100	Early Childhood Employee Insurance PAT	1,537.87	1,450.43	1,736.64
002-3511-6241-7500-32400-3-100	Early Childhood Employee Insurance PAT	11,085.12	10,995.47	10,160.55
001-3511-6312-7500-32400-1-100	Early Childhood Instr Program Imp Serv PAT	80.00	5,146.31	5,552.86
001-3511-6313-7500-32400-1-100	Early Childhood Pupil Services PAT	0.00	40,936.00	41,195.00
001-3511-6343-7500-32400-1-100	Early Childhood Travel PAT	7,755.10	6,189.31	4,164.88
001-3511-6371-7500-32400-1-100	Early Childhood Dues & Membership PAT	815.01	0.00	0.00
001-3511-6411-7500-32400-1-100	Early Childhood Supplies PAT	1,204.88	750.00	424.00
FUNCTION 3511 TOTAL	Early Childhood Program	132,010.43	172,078.32	167,418.34
002-3512-6111-7500-45100-4-100	Early Childhd Instr Cert Sal FT PCEC Title I	145,002.00	141,774.52	162,795.25
002-3512-6121-7500-45100-4-100	Early Child Instr Cert Sub Part Time Salaries	74.31	0.00	0.00
002-3512-6141-1000-00000-1-100	Early Child Instr Cert Unused Leave/Severance	1,145.00	1,562.50	725.00
002-3512-6151-7500-45200-4-100	Early Child Instr Class Sal FullTime PCEC Migr	0.00	0.00	1,226.82
002-3512-6151-7500-46200-4-100	Early Child Instr Classified Sal FullTime PCEC	0.00	0.00	1,226.85
002-3512-6171-1000-00000-1-100	Early Child Instr Class Unused Leave/Severanc	122.50	87.50	87.50
002-3512-6211-7500-45100-4-100	Early Childhood Instr PSRS Retirement Title I	22,955.79	22,243.72	27,080.17
001-3512-6221-7500-45200-4-100	Early Childhood Instruction PEERS Retirement	0.00	0.00	101.95
001-3512-6221-7500-46200-4-100	Early Child Instr PEERS Retire PCEC Title III	0.00	0.00	101.93
002-3512-6231-1000-00000-1-100	Early Childhood Instruction OASDI	7.60	5.43	5.43
002-3512-6231-7500-45100-4-100	Early Childhood Instruction OASDI PCEC	4.61	0.00	0.00
002-3512-6231-7500-45200-4-100	Early Childhood Instruction OASDI PCEC	0.00	0.00	64.03
002-3512-6231-7500-46200-4-100	Early Childhood Instruction OASDI Title III	0.00	0.00	64.03
002-3512-6232-1000-00000-1-100	Early Childhood Instruction Medicare	18.39	23.93	11.78
002-3512-6232-7500-45100-4-100	Early Childhood Instruc Medicare PCEC Title I	2,069.53	2,034.36	2,324.37
002-3512-6232-7500-45200-4-100	Early Childhood Instruction Medicare PCEC	0.00	0.00	14.97
002-3512-6232-7500-46200-4-100	Early Childhood Instr Medicare PCEC Title III	0.00	0.00	14.98
002-3512-6241-7500-45100-4-100	Early Childhood Instr Employee Insurance PCEC	13,386.91	11,696.29	24,073.10
002-3512-6241-7500-45200-4-100	Early Childhood Instruction Employee Insuranc	0.00	0.00	260.32
002-3512-6241-7500-46200-4-100	Early Child InsEmployee Insura PCEC Title III	0.00	0.00	260.28
001-3512-6411-1000-49201-4-100	Early Childhood Instruction Supplies	0.00	0.00	7,480.00
FUNCTION 3512 TOTAL	Early Childhood Instruction	184,786.64	179,428.25	227,918.76
001-3711-6319-1000-46200-4-100	Non Public School Student Serv Prof Services	2,340.00	0.00	0.00
001-3711-6343-1000-46100-4-100	Non Public School Student Serv Travel	815.28	0.00	0.00

3 YEAR EXPENDITURE COMPARISON 2017-18 2016-17 2015-16

Account Code	Account Description	YTD Activity	1St Prior Year Actual	2Nd Prior Year Actual
001-3711-6343-1000-46200-4-100	Non Pub School Serv Travel Title III Federal	3.28	2,390.36	6,431.00
001-3711-6343-1000-46500-4-100	Non Pub Sch Student Ser Travel Title IIA	11,917.22	12,254.22	7,917.45
FUNCTION 3711 TOTAL	Non Pub Sch Student Ser	15,075.78	14,644.58	14,348.45
001-3812-6319-1000-47201-4-100	Afterschool Program Prof Serv School Age Comm	73,043.56	0.00	0.00
FUNCTION 3812 TOTAL	Afterschool Program	73,043.56	0.00	0.00
001-3911-6398-1050-00034-1-100	Other Community Ser Toyota Dealer Scholarship	10,000.00	10,000.00	10,000.00
001-3911-6398-1050-00035-1-100	Other Community Ser Chris Edgorf Scholarship	2,000.00	0.00	0.00
FUNCTION 3911 TOTAL	Other Community Services	12,000.00	10,000.00	10,000.00
002-3912-6131-1000-46200-4-100	Parental Inv Title III Certified Supplemental	1,500.00	2,014.71	0.00
001-3912-6151-1000-45100-4-100	Parental Inv Classified Sal Full Time Title I	0.00	0.00	1,683.92
001-3912-6221-1000-45100-4-100	Parental Involvement PEERS Retirement Title I	0.00	0.00	132.19
001-3912-6221-1000-46200-4-100	Parental Involvement PEERS Retirement	102.96	138.27	0.00
001-3912-6231-1000-45100-4-100	Parental Involvement OASDI Title I	0.00	0.00	98.91
002-3912-6231-1000-46200-4-100	Parental Involvement OASDI	93.00	124.92	0.00
001-3912-6232-1000-45100-4-100	Parental Involvement Medicare Title I	0.00	0.00	23.13
002-3912-6232-1000-46200-4-100	Parental Involvement Medicare	21.72	29.19	0.00
001-3912-6241-1000-45100-4-100	Parental Involvement Employee Insuran Title I	0.00	0.00	244.05
001-3912-6411-1000-45100-4-100	Parental Involvement Supplies Title I	1,383.07	2,132.20	1,884.62
001-3912-6411-1000-45200-4-100	Parental Involvement Supplies Migrant	769.96	1,500.67	808.02
001-3912-6411-1000-46201-4-100	Parental Involvement Supplies	879.23	116.11	1,000.00
FUNCTION 3912 TOTAL	Parental Involement	4,749.94	6,056.07	5,874.84
004-4021-6531-1000-00000-1-100	Land Acquisition & Develop Other Than Bldg	450,000.00	0.00	0.00
FUNCTION 4021 TOTAL	Land Acquisition & Development Serv	450,000.00	0.00	0.00
004-4031-6521-1000-00000-1-100	Architecture Engineering & Legal Buildings	41,654.00	16,030.00	0.00
004-4031-6521-1050-00869-1-100	Architect CM Engineering Serv 9th Grade Bldg	17,709.20	122,000.00	377,036.95
FUNCTION 4031 TOTAL	Architecture Engineering & Legal Ser	59,363.20	138,030.00	377,036.95
004-4051-6521-1000-00000-1-100	Building Construction & Improve Maint forBldg	80,594.77	0.00	0.00
004-4051-6521-1000-00105-1-100	Construction Building Area C Infill S-C	0.00	483,478.27	35,950.96
004-4051-6521-1050-00868-1-100	Infill & Media Center Construction Project Bld	187,827.72	27,424.07	54,683.53
004-4051-6521-1050-00869-1-100	9th Grade Addition Project Building	4,000.00	2,109,584.13	1,931,990.71
004-4051-6521-2000-00200-1-100	JR High Construction Cafe Remodel Bldg	171,882.54	395,199.39	0.00
004-4051-6543-2000-00200-1-100	JR High Construction Tech Hardwa Cafe Remodel	18,340.00	0.00	0.00
FUNCTION 4051 TOTAL	Bldg Acquisition Construction&Impr	462,645.03	3,015,685.86	2,022,625.20
004-5122-6614-1000-00000-1-100	Principal DNR Energy Grant *007	167,902.45	164,701.72	155,878.63
FUNCTION 5122 TOTAL	Principal - Long Term Loans	167,902.45	164,701.72	155,878.63
004-5131-6613-1000-00000-1-100	Principal L P Series 2010 Geo Perf *018	335,000.00	325,000.00	315,000.00
004-5131-6613-1000-00105-1-100	Principal Lease HS Series 2015B 2016 2016A	2,080,000.00	1,283,598.88	1,719,992.00
FUNCTION 5131 TOTAL	Principal - Lease Purchase Agree	2,415,000.00	1,608,598.88	2,034,992.00
004-5222-6624-1000-00000-1-100	Interest DNR Energy Gt *007	26,095.55	29,296.28	38,119.37
FUNCTION 5222 TOTAL	Interest - Long Term Loans	26,095.55	29,296.28	38,119.37
004-5231-6623-1000-00000-1-100	Interest L P Series Geo Perf 2015A *	12,813.52	15,772.30	17,381.78
004-5231-6623-1000-00105-1-100	Interest Lease HS Series 2007 2016 2015B	375,252.06	905,147.31	799,337.91
004-5231-6623-1000-00867-1-100	Interest Lease Purchase Stadium 2016A	87,479.14	88,845.78	156,417.50
FUNCTION 5231 TOTAL	Interest - Lease Purchase Agreement	475,544.72	1,009,765.39	973,137.19
004-5331-6633-1000-00000-1-100	Fees-Lease Purchase Agreements Bond Issue	7,676.17	10,639.75	8,188.50
FUNCTION 5331 TOTAL	Fees - Lease Purchase Agreements	7,676.17	10,639.75	8,188.50

Fiscal Year 2018-2019

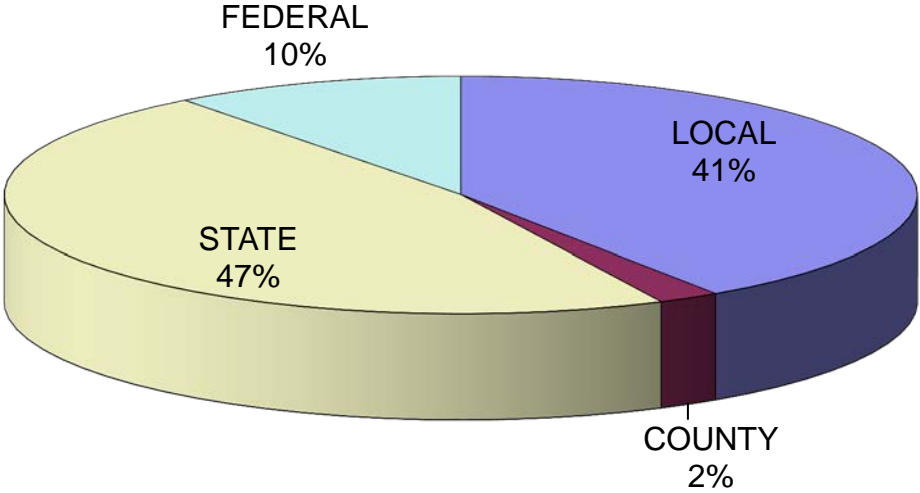
Budget Line Detail

REVENUE

Fiscal Year Ending June 30, 2019



SEDALIA SCHOOL DISTRICT #200
REVENUE SOURCES
2018-2019



2018-2019 ALL REVENUE ACCOUNTS

Account Code	Account Description	Budget Proposed
GRAND TOTAL		53,217,217.00
001-0000-5111-1000-00000-1-100	Current Taxes	11,146,364.00
004-0000-5111-1000-00000-1-100	Current Taxes	2,446,764.00
OBJECT 5111 TOTAL	Current Taxes	13,593,128.00
001-0000-5112-1000-00000-1-100	Delinquent Taxes	445,854.00
004-0000-5112-1000-00000-1-100	Delinquent Taxes	97,871.00
OBJECT 5112 TOTAL	Delinquent Taxes	543,725.00
001-0000-5113-1000-00000-1-100	Prop C	1,986,413.00
002-0000-5113-1000-00000-1-100	Prop C	3,240,990.00
OBJECT 5113 TOTAL	Proposition C (Sales Tax)	5,227,403.00
004-0000-5114-1000-00000-1-100	Financial Institutional Tax	37,874.00
OBJECT 5114 TOTAL	Financial Institution Tax	37,874.00
004-0000-5115-1000-00000-1-100	M and M Surcharge Tax	470,890.00
OBJECT 5115 TOTAL	Surtax M and M	470,890.00
002-0000-5121-1000-00000-1-100	Regular School Tuition K-12	2,400.00
OBJECT 5121 TOTAL	Non Resident Tuition	2,400.00
001-0000-5141-1000-00000-1-100	Earnings on Investments	190,244.00
004-0000-5141-1000-00000-1-100	Earnings on Investments	50,000.00
OBJECT 5141 TOTAL	Earnings on Investments	240,244.00
001-0000-5151-1000-00045-1-045	FS Sales to Pupils for Meals	252,600.00
OBJECT 5151 TOTAL	Food Services Program Students	252,600.00
001-0000-5161-1000-00045-1-045	FS Sales to Adults for Meals	28,800.00
OBJECT 5161 TOTAL	Food Services Program Adult	28,800.00
001-0000-5165-1000-00011-1-045	Food Service Catering Banquets	3,400.00
001-0000-5165-1000-00045-1-045	FS Non Program Extra Milk a la carte	32,000.00
OBJECT 5165 TOTAL	Food Services Non Program	35,400.00
001-0000-5171-1050-00416-1-100	Gate Receipts Football HS	144,500.00
OBJECT 5171 TOTAL	Athletic Program	144,500.00
001-0000-5179-1050-00730-1-100	General Activity HS	329,726.00
OBJECT 5179 TOTAL	Athletic Activities	329,726.00
001-0000-5191-1000-00000-1-100	Rentals	1,000.00
OBJECT 5191 TOTAL	Rentals	1,000.00
001-0000-5192-1000-00013-1-100	200 Foundation Mini Grants	18,490.00
OBJECT 5192 TOTAL	Gifts	18,490.00
001-0000-5195-1000-00000-1-100	Prior Period Adjustment	150,000.00
OBJECT 5195 TOTAL	Prior Period Adjustment	150,000.00
004-0000-5196-1000-00105-1-100	SC Stadium JJ Multipurpose Commitments	107,508.00
OBJECT 5196 TOTAL	Activities Complex	107,508.00
001-0000-5198-1000-00000-1-100	Miscellaneous Other Local	20,000.00
001-0000-5198-1000-00006-1-100	BCBS Tiger Strong Fitness Challenge	10,000.00
001-0000-5198-1050-00034-1-100	Toyota Dealer Program	5,000.00
002-0000-5198-1050-00029-1-108	TOP Program Whittier	6,000.00
OBJECT 5198 TOTAL	Miscellaneous Other Local	41,000.00
002-0000-5211-1000-00000-2-100	Fines and Forfeitures	119,417.00
OBJECT 5211 TOTAL	Fines and Forfeitures	119,417.00
001-0000-5221-1000-00000-2-100	State Assessed RR Utility Taxes	861,859.00
004-0000-5221-1000-00000-2-100	State Assessed RR Utility Taxes	183,220.00
OBJECT 5221 TOTAL	State Assessed RR Utility Taxes	1,045,079.00
002-0000-5311-1000-00000-3-100	Basic Formula State Monies	20,389,328.00
OBJECT 5311 TOTAL	Basic Formula State Monies	20,389,328.00
001-0000-5312-1000-00000-3-100	Transportation	284,158.00
OBJECT 5312 TOTAL	Transportation	284,158.00
002-0000-5314-1000-12810-3-700	ECSE Current Year	1,602,539.00
OBJECT 5314 TOTAL	Early Childhood Special Education	1,602,539.00
002-0000-5319-1000-00000-3-100	Basic Formula Classroom Trust Fund	1,897,302.00
OBJECT 5319 TOTAL	Basic Formula Classroom Trust Fund	1,897,302.00
002-0000-5324-1000-32400-3-100	Parents as Teachers	78,000.00
OBJECT 5324 TOTAL	ECSE Screening Pat Program	78,000.00
002-0000-5332-1000-00000-3-100	Vocational Tech Aide	1,425.00
OBJECT 5332 TOTAL	50/50 Equipment Career Ed Grant	1,425.00
001-0000-5333-1000-00045-3-045	FS State Lunch Program	20,000.00
OBJECT 5333 TOTAL	Food Service	20,000.00

2018-2019 ALL REVENUE ACCOUNTS

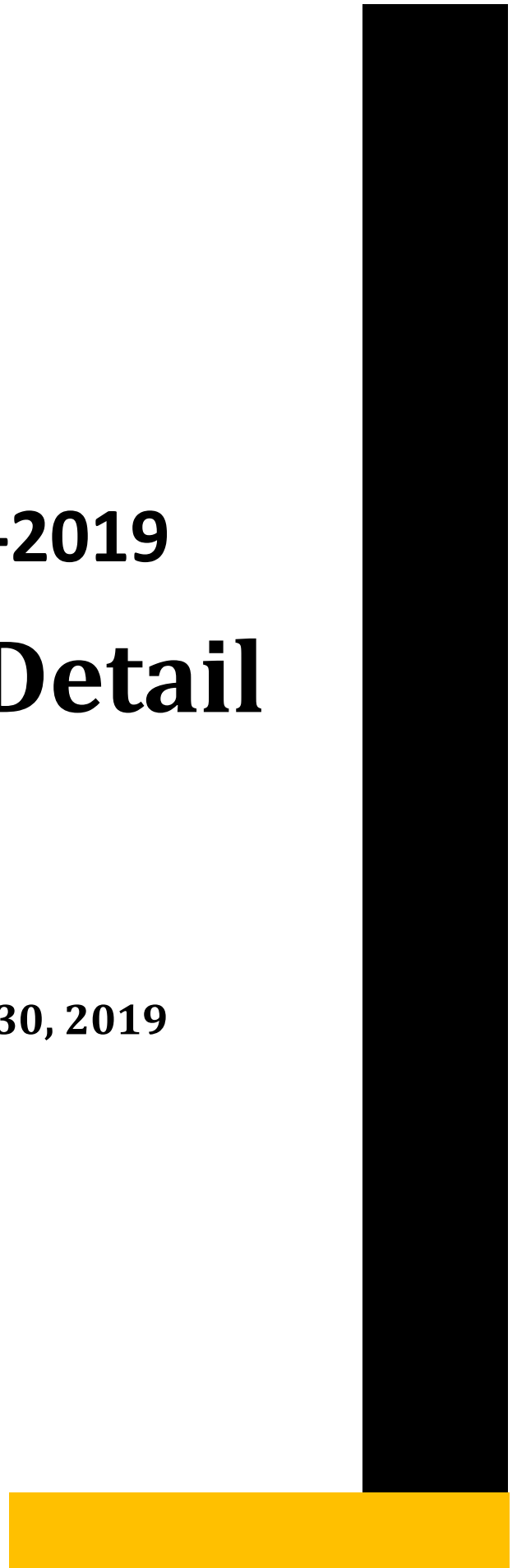
Account Code	Account Description	Budget Proposed
001-0000-5359-1050-00031-3-100	Vocational Technical Enhancement Grant	5,000.00
001-0000-5359-1050-00132-3-100	Vocational Enhance Grt-Bio Medical	26,000.00
004-0000-5359-1050-00031-3-100	Vocational Enhancement Gt	112,500.00
004-0000-5359-1050-00132-3-100	Vocational Enhance Grt-Bio Medical	28,125.00
OBJECT 5359 TOTAL	Vocational Enhancement Gt	171,625.00
001-0000-5369-1000-36900-3-100	Public Placement	28,240.00
OBJECT 5369 TOTAL	Public Placement	28,240.00
001-0000-5381-1000-38100-3-100	IDEA Sp Ed High Need Fund	406,725.00
OBJECT 5381 TOTAL	High Need Fund Sp Ed	406,725.00
001-0000-5397-1000-00084-3-100	Missouri Model Summit	64,029.00
OBJECT 5397 TOTAL	Misc State	64,029.00
001-0000-5412-1000-00044-4-700	Medicaid Sp Ed	40,000.00
002-0000-5412-7500-00043-4-100	SDAC Medicaid	94,058.00
004-0000-5412-7500-00043-4-100	SDAC Medicaid	3,000.00
OBJECT 5412 TOTAL	Medicaid	137,058.00
002-0000-5418-1000-00019-4-100	JROTC	97,800.00
OBJECT 5418 TOTAL	JROTC	97,800.00
001-0000-5437-1000-43703-4-700	Special Education High Need - Federal	17,700.00
001-0000-5437-1000-43706-4-100	Statewide Collaborative Work Initiative	51,000.00
OBJECT 5437 TOTAL	Collaborative Work Grant	68,700.00
001-0000-5441-1000-44100-4-700	IDEA Entitlement Funds Part B IDEA	279,130.00
002-0000-5441-1000-44100-4-100	IDEA Entitlement Funds Part B IDEA	727,577.00
OBJECT 5441 TOTAL	Individuals w Disabilities Act IDEA	1,006,707.00
001-0000-5442-7500-44200-4-700	IDEA - 611 ECSE Portion	144,388.00
OBJECT 5442 TOTAL	ECSE	144,388.00
001-0000-5445-1000-00045-4-045	FS Lunch Program USDA	1,468,587.00
OBJECT 5445 TOTAL	Food Service Lunch Program	1,468,587.00
001-0000-5446-1000-00046-4-045	FS Breakfast Program USDA	586,948.00
OBJECT 5446 TOTAL	Food Service Breakfast Program	586,948.00
001-0000-5451-1000-45100-4-100	Title I ESEA	126,632.00
002-0000-5451-1000-45100-4-100	Title I ESEA	1,253,100.00
OBJECT 5451 TOTAL	Title I ESEA	1,379,732.00
001-0000-5452-1000-45200-4-100	Title I, Part C Migrant	17,738.00
002-0000-5452-1000-45200-4-100	Central Missouri Migrant	26,754.00
OBJECT 5452 TOTAL	Title I Migrant	44,492.00
001-0000-5462-1000-46200-4-100	Title III	46,027.00
001-0000-5462-1000-46201-4-100	Title III Immigrant	5,267.00
002-0000-5462-1000-46200-4-100	Title III	56,232.00
002-0000-5462-1000-46201-4-100	Title III Immigrant	1,733.00
OBJECT 5462 TOTAL	Title III	109,259.00
001-0000-5463-1000-46300-4-100	Homeless Children Youth	36,547.00
002-0000-5463-1000-46300-4-100	Homeless Children Youth	47,622.00
OBJECT 5463 TOTAL	Homeless Children Youth	84,169.00
001-0000-5465-1000-46500-4-100	Title II Part A ESEA	45,112.00
002-0000-5465-1000-46500-4-100	Title II Part A ESEA	157,114.00
OBJECT 5465 TOTAL	Title II Part A ESEA	202,226.00
001-0000-5472-1000-47201-4-100	School Age Community Afterschool Grant	80,000.00
OBJECT 5472 TOTAL	Child Dev Fund Grant	80,000.00
001-0000-5492-1000-49201-4-100	Title VIB Rural Education	1,622.00
002-0000-5492-1000-49201-4-100	Title VIB Rural Education	89,433.00
OBJECT 5492 TOTAL	Title VIB Rural Education	91,055.00
001-0000-5497-1000-00022-4-100	MO Dept. Health Senior Services Contract	5,500.00
OBJECT 5497 TOTAL	Other Federal Revenue	5,500.00
001-0000-5651-1000-00000-1-100	Sale of Other Property	699.00
OBJECT 5651 TOTAL	Property Sales	699.00
002-0000-5811-1000-00000-1-100	Tuition Other Districts	173,408.00
OBJECT 5811 TOTAL	Tuition Other Districts	173,408.00
001-0000-5831-1000-12000-1-008	Sp Ed Cooperative	369.00
002-0000-5831-1000-12000-1-008	Sp Ed Cooperative	145,828.00
002-0000-5831-1000-32400-1-100	PAT Contracted Educational Services	57,737.00
OBJECT 5831 TOTAL	Contr Educ Services	203,934.00

Fiscal Year 2018-2019

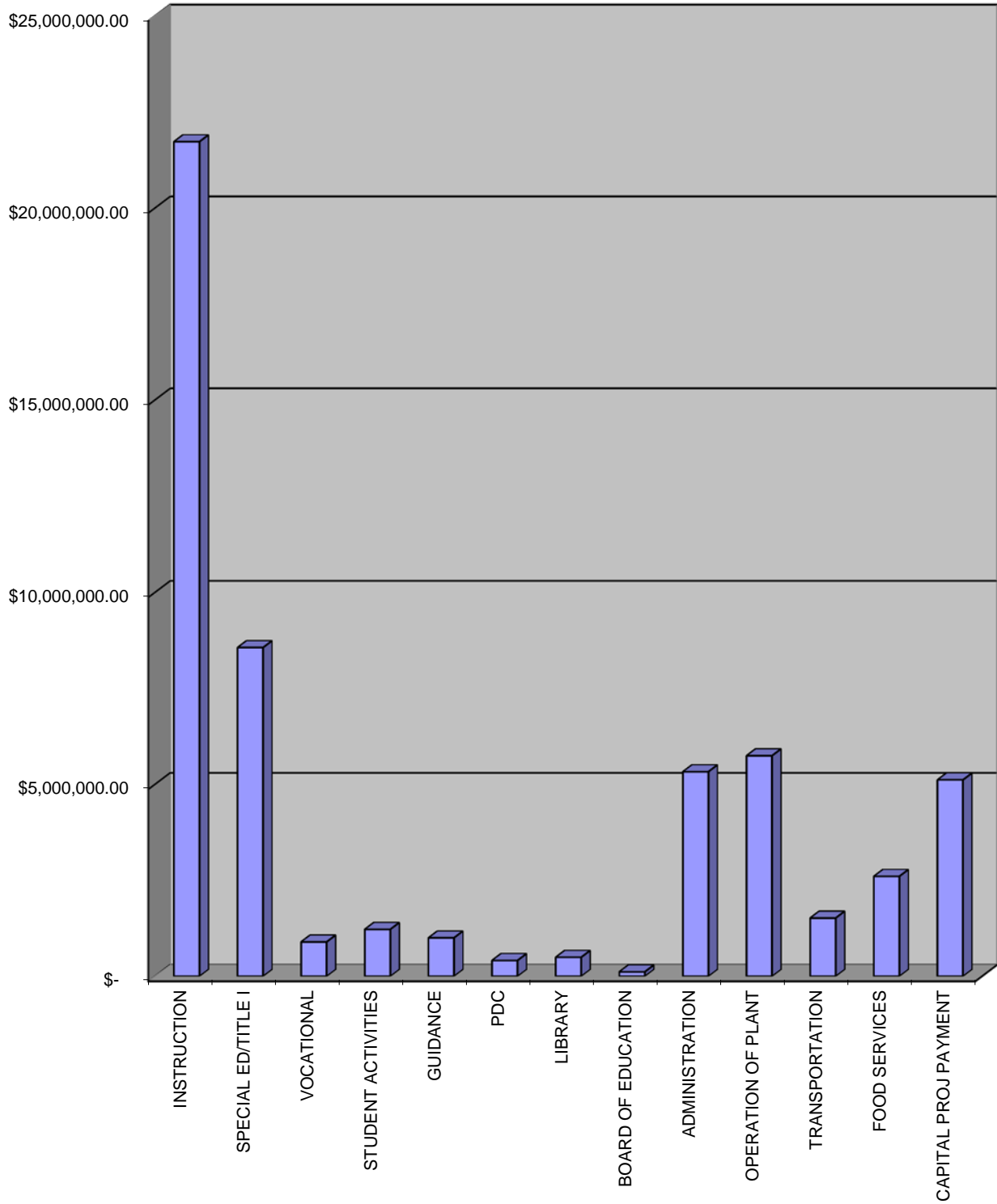
Budget Line Detail

EXPENSE

Fiscal Year Ending June 30, 2019



SEDALIA SCHOOL DISTRICT #200
Proposed Expenditures
2018-2019



2018-2019 ALL EXPENDITURE ACCOUNTS

Account Code	Account Description	Budget Proposed
GRAND TOTAL		54,741,437.00
002-1111-6111-4020-00000-1-100	Elem Certified Salaries Full Time HH	1,155,682.00
002-1111-6111-4030-00000-1-100	Elem Certified Salaries Full Time PKV	1,053,179.00
002-1111-6111-4040-00000-1-100	Elem Certified Salaries Full Time HM	707,461.00
002-1111-6111-4050-00000-1-100	Elem Certified Salaries Full Time SKY	1,077,084.00
002-1111-6111-5020-00000-1-100	Elem Certified Salaries Full Time WASH	640,102.00
002-1111-6121-1000-00000-1-100	Elem Certified Sub Part Time Salaries	11,096.00
002-1111-6121-4020-00000-1-100	Elem Certified Sub Part Time Salaries HH	122,108.00
002-1111-6121-4030-00000-1-100	Elem Certified Sub Part Time Salaries PKV	58,670.00
002-1111-6121-4040-00000-1-100	Elem Certified Sub Part Time Salaries HM	16,728.00
002-1111-6121-4050-00000-1-100	Elem Certified Sub Part Time Salaries SKY	23,092.00
002-1111-6121-5020-00000-1-100	Elem Certified Sub Part Time Salaries WASH	18,192.00
002-1111-6151-4020-00000-1-100	Elem Classified Salaries Full Time HH	43,520.00
002-1111-6151-4030-00000-1-100	Elem Classified Salaries Full Time PKV	37,660.00
002-1111-6151-4040-00000-1-100	Elem Classified Salaries Full Time HM	16,870.00
002-1111-6151-4050-00000-1-100	Elem Classified Salaries Full Time SKY	35,165.00
002-1111-6151-5020-00000-1-100	Elem Classified Salaries Full Time WASH	34,446.00
002-1111-6151-7500-00000-1-100	Elem Classified Salaries Full Time PCEC	6,041.00
002-1111-6161-4040-00000-1-100	Elem Classified Salary Part Time HM	21,879.00
002-1111-6161-5020-00000-1-100	Elem Classified Salary Part Time WASH	9,326.00
001-1111-6171-1000-00000-1-100	Elem Classified Unused Leave/Severance	130.00
002-1111-6211-4020-00000-1-100	Elem PSRS Retirement HH	191,710.00
002-1111-6211-4030-00000-1-100	Elem PSRS Retirement PKV	183,203.00
002-1111-6211-4040-00000-1-100	Elem PSRS Retirement HM	117,435.00
002-1111-6211-4050-00000-1-100	Elem PSRS Retirement SKY	180,313.00
002-1111-6211-5020-00000-1-100	Elem PSRS Retirement WASH	107,667.00
001-1111-6221-4020-00000-1-100	Elem PEERS Retirement HH	4,083.00
001-1111-6221-4030-00000-1-100	Elem PEERS Retirement PKV	3,681.00
001-1111-6221-4040-00000-1-100	Elem PEERS Retirement HM	1,157.00
001-1111-6221-4050-00000-1-100	Elem PEERS Retirement SKY	3,419.00
001-1111-6221-5020-00000-1-100	Elem PEERS Retirement WASH	3,480.00
001-1111-6221-7500-00000-1-100	Elem PEERS Retirement PCEC	524.00
001-1111-6231-1000-00000-1-100	Elem OASDI	8.00
002-1111-6231-1000-00000-1-100	Elem OASDI	688.00
002-1111-6231-4020-00000-1-100	Elem OASDI HH	10,269.00
002-1111-6231-4030-00000-1-100	Elem OASDI PKV	3,651.00
002-1111-6231-4040-00000-1-100	Elem OASDI HM	3,440.00
002-1111-6231-4050-00000-1-100	Elem OASDI SKY	3,612.00
002-1111-6231-5020-00000-1-100	Elem OASDI WASH	3,842.00
002-1111-6231-7500-00000-1-100	Elem OASDI PCEC	375.00
001-1111-6232-1000-00000-1-100	Elem Medicare	2.00
002-1111-6232-1000-00000-1-100	Elem Medicare	161.00
002-1111-6232-4020-00000-1-100	Elem Medicare HH	19,159.00
002-1111-6232-4030-00000-1-100	Elem Medicare PKV	16,668.00
002-1111-6232-4040-00000-1-100	Elem Medicare HM	11,063.00
002-1111-6232-4050-00000-1-100	Elem Medicare SKY	16,462.00
002-1111-6232-5020-00000-1-100	Elem Medicare WASH	10,180.00
002-1111-6232-7500-00000-1-100	Elem Medicare PCEC	88.00
002-1111-6241-4020-00000-1-100	Elem Employee Insurance HH	183,235.00
002-1111-6241-4030-00000-1-100	Elem Employee Insurance PKV	189,663.00
002-1111-6241-4040-00000-1-100	Elem Employee Insurance HM	102,907.00
002-1111-6241-4050-00000-1-100	Elem Employee Insurance SKY	181,876.00
002-1111-6241-5020-00000-1-100	Elem Employee Insurance WASH	119,225.00
002-1111-6241-7500-00000-1-100	Elem Employee Insurance PCEC	1,607.00
001-1111-6343-1000-00000-1-100	Elem Travel Chase Johnson	550.00
001-1111-6343-5020-00000-1-100	Elem Travel WASH	58.00
001-1111-6411-1000-00000-1-100	Elem Supplies	13,925.00
001-1111-6411-1000-00013-1-100	Foundation Mini Grants Supplies	18,490.00
001-1111-6411-4020-00000-1-100	Elem Supplies HH	53,782.00
001-1111-6411-4030-00000-1-100	Elem Supplies PKV	46,398.00
001-1111-6411-4040-00000-1-100	Elem Supplies HM	25,782.00
001-1111-6411-4050-00000-1-100	Elem Supplies SKY	33,509.00

2018-2019 ALL EXPENDITURE ACCOUNTS

Account Code	Account Description	Budget Proposed
001-1111-6411-5020-00000-1-100	Elem Supplies WASH	20,137.00
001-1111-6412-1000-00000-1-100	Elem Instructional Tech Supplies	39,950.00
001-1111-6412-4020-00000-1-100	Elem Instructional Tech Supplies HH	10,640.00
001-1111-6412-4030-00000-1-100	Elem Instructional Tech Supplies PKV	33,815.00
001-1111-6412-4040-00000-1-100	Elem Instructional Tech Supplies HM	10,141.00
001-1111-6412-4050-00000-1-100	Elem Instructional Tech Supplies SKY	17,275.00
001-1111-6412-5020-00000-1-100	Elem Instructional Tech Supplies WASH	11,573.00
001-1111-6431-1000-00000-1-100	Elem Textbooks	27,230.00
001-1111-6431-4020-00000-1-100	Elem Textbooks HH	12,417.00
001-1111-6431-4030-00000-1-100	Elem Textbooks PKV	4,447.00
001-1111-6431-4040-00000-1-100	Elem Textbooks HM	10,996.00
001-1111-6431-4050-00000-1-100	Elem Textbooks SKY	34,896.00
001-1111-6431-5020-00000-1-100	Elem Textbooks WASH	11,469.00
004-1111-6542-4040-00000-1-100	Elem Equipment Classroom Instr Apparatus HM	1,600.00
004-1111-6543-4030-00000-1-100	Elem Instructional Tech Hardware PKV	1,549.00
004-1111-6543-4040-00000-1-100	Elem Instructional Tech Hardware HM	1,549.00
004-1111-6543-4050-00000-1-100	Elem Instructional Tech Hardware SKY	1,549.00
FUNCTION 1111 TOTAL	Elementary School	7,207,011.00
002-1131-6111-2000-00000-1-100	JH Certified Salaries Full Time	2,194,789.00
002-1131-6111-3000-00000-1-100	MS Certified Salaries Full Time	872,795.00
002-1131-6121-3000-00000-1-100	MS Certified Sub Part Time Salaries	61,499.00
002-1131-6131-2000-00000-1-100	JH Certified Supplemental Pay	14,638.00
002-1131-6131-3000-00000-1-100	MS Certified Supplemental Pay	5,533.00
002-1131-6151-3000-00000-1-100	MS Classified Salaries Full Time	23,522.00
002-1131-6211-2000-00000-1-100	JH PSRS Retirement	367,821.00
002-1131-6211-3000-00000-1-100	MS PSRS Retirement	146,490.00
001-1131-6221-3000-00000-1-100	MS PEERS Retirement	2,163.00
002-1131-6231-3000-00000-1-100	MS OASDI	5,271.00
002-1131-6232-2000-00000-1-100	JH Medicare	32,037.00
002-1131-6232-3000-00000-1-100	MS Medicare	13,969.00
002-1131-6241-2000-00000-1-100	JH Employee Insurance	328,636.00
002-1131-6241-3000-00000-1-100	MS Employee Insurance	140,524.00
001-1131-6319-3000-00000-1-100	MS Other Professional Services	110.00
001-1131-6332-1000-00000-1-100	MS/JH Repair & Maint Music Piano	700.00
001-1131-6343-2000-00000-1-100	JH Travel	2,588.00
001-1131-6343-2000-00703-1-100	JH Travel Instrumental Music	120.00
001-1131-6343-2000-00707-1-100	JH Travel Vocal	396.00
001-1131-6343-3000-00000-1-100	MS Travel	210.00
001-1131-6343-3000-00707-1-100	MS Travel Vocal	96.00
001-1131-6371-2000-00508-1-100	JH Dues & Membership NJHS	385.00
001-1131-6371-2000-00715-1-100	JH Dues & Membership Speech	95.00
001-1131-6411-1000-00000-1-100	JH Supplies	8,050.00
001-1131-6411-2000-00508-1-100	JH Supplies NJHS	45.00
001-1131-6411-2000-00703-1-100	JH Supplies Instrumental Music	7,288.00
001-1131-6411-2000-00706-1-100	JH Supplies Industrial Art	1,386.00
001-1131-6411-2000-00707-1-100	JH Supplies Vocal	2,376.00
001-1131-6411-2000-00708-1-100	JH Supplies Social Studies	190.00
001-1131-6411-2000-00709-1-100	JH Supplies Math	1,190.00
001-1131-6411-2000-00712-1-100	JH Supplies Orchestra	1,500.00
001-1131-6411-2000-00713-1-100	JH Supplies Science	4,071.00
001-1131-6411-2000-00714-1-100	JH Supplies Home Ec	1,873.00
001-1131-6411-2000-00715-1-100	JH Supplies Speech	951.00
001-1131-6411-2000-00716-1-100	JH Supplies Health	1,905.00
001-1131-6411-2000-00718-1-100	JH Supplies PE	1,256.00
001-1131-6411-2000-00719-1-100	JH Supplies Lang Arts	1,637.00
001-1131-6411-2000-00724-1-100	JH Supplies Reading	177.00
001-1131-6411-2000-00726-1-100	JH Supplies Misc	115,674.00
001-1131-6411-2000-00727-1-100	JH Supplies Business Ed	1,700.00
001-1131-6411-2000-00729-1-100	JH Supplies Foreign Lang	319.00
001-1131-6411-2000-00744-1-100	JH Supplies Art	1,594.00
001-1131-6411-3000-00703-1-100	MS Supplies Music	400.00
001-1131-6411-3000-00707-1-100	MS Supplies Vocal	194.00

2018-2019 ALL EXPENDITURE ACCOUNTS

Account Code	Account Description	Budget Proposed
001-1131-6411-3000-00708-1-100	MS Supplies Social Studies	265.00
001-1131-6411-3000-00709-1-100	MS Supplies Math	377.00
001-1131-6411-3000-00713-1-100	MS Supplies Science	1,377.00
001-1131-6411-3000-00716-1-100	MS Supplies Health	129.00
001-1131-6411-3000-00718-1-100	MS Supplies PE	556.00
001-1131-6411-3000-00726-1-100	MS Supplies Misc	39,239.00
001-1131-6411-3000-00744-1-100	MS Supplies Art	525.00
001-1131-6412-2000-00000-1-100	JH Instructional Tech Supplies	35,889.00
001-1131-6412-3000-00000-1-100	MS Instructional Tech Supplies	14,366.00
001-1131-6431-1000-00000-1-100	MS/JH Textbooks	12,000.00
001-1131-6431-2000-00000-1-100	JH Textbooks	41,300.00
001-1131-6431-3000-00000-1-100	MS Textbooks	10,912.00
004-1131-6541-2000-00703-1-100	JH New Equip Replace Musical Instruments	1,550.00
004-1131-6543-2000-00000-1-100	JH Instructional Tech Hardware	3,100.00
004-1131-6543-3000-00000-1-100	MS Instructional Tech Hardware	1,549.00
FUNCTION 1131 TOTAL	Middle/Junior High	4,531,297.00
002-1151-6111-1050-00000-1-100	HS Certified Salaries Full Time	2,361,221.00
002-1151-6111-1050-00019-4-100	HS Certified Salaries Full Time JROTC	226,305.00
002-1151-6111-1050-01080-1-108	HS Certified Salaries Full Time WHIT	256,983.00
002-1151-6121-1050-00000-1-100	HS Certified Sub Part Time Salaries	150,553.00
002-1151-6121-1050-01080-1-108	HS Certified Sub Part Time Salaries WHIT	5,069.00
002-1151-6131-1050-00000-1-100	HS Certified Supplemental Pay	8,346.00
002-1151-6131-1050-01080-1-108	HS Certified Supplemental Pay WHIT	16,192.00
002-1151-6151-1050-00000-1-100	HS Classified Salaries Full Time	19,342.00
002-1151-6211-1050-00000-1-100	HS PSRS Retirement	383,702.00
002-1151-6211-1050-00019-4-100	HS PSRS Retirement JROTC	32,814.00
002-1151-6211-1050-01080-1-108	HS PSRS Retirement WHIT	41,904.00
001-1151-6221-1050-00000-1-100	HS PEERS Retirement	4,583.00
001-1151-6221-1050-01080-1-108	HS PEERS Retirement WHIT	1,550.00
002-1151-6231-1050-00000-1-100	HS OASDI	13,334.00
002-1151-6231-1050-01080-1-108	HS OASDI WHIT	1,318.00
002-1151-6232-1050-00000-1-100	HS Medicare	36,822.00
002-1151-6232-1050-00019-4-100	HS Medicare JROTC	3,281.00
002-1151-6232-1050-01080-1-108	HS Medicare WHIT	4,035.00
002-1151-6241-1050-00000-1-100	HS Employee Insurance	329,638.00
002-1151-6241-1050-00019-4-100	HS Employee Insurance JROTC	79.00
002-1151-6241-1050-01080-1-108	HS Employee Insurance WHIT	38,570.00
001-1151-6332-1000-00000-1-100	HS Repair & Maint Music Piano	2,100.00
001-1151-6337-1050-00000-1-100	HS Technology Related Repairs & Maint	2,090.00
001-1151-6342-1050-00015-1-100	HS Pupil Transportation Non Route Link Crew	1,100.00
001-1151-6342-1050-00019-1-100	HS Pupil Transportation Non Route JROTC	23,876.00
001-1151-6342-1050-00708-1-100	HS Pupil Transportation Non Route Social Studies	244.00
001-1151-6343-1050-00000-1-100	HS Travel	4,125.00
001-1151-6343-1050-00015-1-100	HS Travel Link Crew	3,000.00
001-1151-6343-1050-00019-1-100	HS Travel JROTC	550.00
001-1151-6343-1050-00600-1-100	HS Travel Athletics Misc	1,013.00
001-1151-6343-1050-00703-1-100	HS Travel Instr Music	1,644.00
001-1151-6343-1050-00707-1-100	HS Travel Vocal	3,676.00
001-1151-6343-1050-00715-1-100	HS Travel Speech	195.00
001-1151-6343-1050-01080-1-108	HS Travel WHIT	29.00
001-1151-6371-1050-00502-1-100	HS Dues & Memberships Drama	95.00
001-1151-6371-1050-00703-1-100	HS Dues & Membership Instr Music	40.00
001-1151-6411-1000-00000-1-100	HS Supplies	6,129.00
001-1151-6411-1050-00015-1-100	HS Supplies Link Crew	6,500.00
001-1151-6411-1050-00019-1-100	HS Supplies JROTC	2,125.00
001-1151-6411-1050-00020-1-100	HS Supplies Heckart Center	1,375.00
001-1151-6411-1050-00502-1-100	HS Supplies Drama	2,441.00
001-1151-6411-1050-00521-1-100	HS Supplies Upward Bound	245.00
001-1151-6411-1050-00600-1-100	HS Supplies Athletics Misc	2,216.00
001-1151-6411-1050-00703-1-100	HS Supplies Instr Music	2,096.00
001-1151-6411-1050-00706-1-100	HS Supplies Industrial Art	3,470.00
001-1151-6411-1050-00707-1-100	HS Supplies Vocal	9,424.00

2018-2019 ALL EXPENDITURE ACCOUNTS

Account Code	Account Description	Budget Proposed
001-1151-6411-1050-00708-1-100	HS Supplies Social Studies	935.00
001-1151-6411-1050-00709-1-100	HS Supplies Math	4,000.00
001-1151-6411-1050-00712-1-100	HS Supplies Orchestra	1,500.00
001-1151-6411-1050-00713-1-100	HS Supplies Science	10,401.00
001-1151-6411-1050-00715-1-100	HS Supplies Speech	313.00
001-1151-6411-1050-00718-1-100	HS Supplies PE	1,895.00
001-1151-6411-1050-00719-1-100	HS Supplies Language Arts	2,153.00
001-1151-6411-1050-00721-1-100	HS Supplies Hall of Fame	6,631.00
001-1151-6411-1050-00726-1-100	HS Supplies Misc	105,831.00
001-1151-6411-1050-00727-1-100	HS Supplies Business Ed	1,543.00
001-1151-6411-1050-00729-1-100	HS Supplies Foreign Lang	956.00
001-1151-6411-1050-00744-1-100	HS Supplies Art Sparks	2,000.00
001-1151-6411-1050-00745-1-100	HS Supplies Art Heimsoth	2,000.00
001-1151-6411-1050-00746-1-100	HS Supplies Art Shukers	2,000.00
001-1151-6411-1050-01080-1-108	HS Supplies WHIT	14,089.00
001-1151-6412-1050-00000-1-100	HS Instructional Tech Supplies	63,128.00
001-1151-6431-1000-00000-1-100	HS Textbooks	147,954.00
001-1151-6431-1050-00000-1-100	HS Textbooks	47,458.00
004-1151-6541-1050-00000-1-100	HS-Stadium New Equipment	12,000.00
004-1151-6541-1050-00703-1-100	HS New Equipment Replace Musical Instruments	4,900.00
004-1151-6541-1050-00869-1-100	HS 9th Grade New Equipment	19,485.00
004-1151-6543-1050-00000-1-100	HS Instructional Tech Hardware	15,311.00
004-1151-6543-1050-01080-1-108	HS Instructional Tech Hardware WHIT	2,000.00
FUNCTION 1151 TOTAL	High School	4,483,922.00
002-1191-6121-1050-00000-1-100	SS Certified Sub Part Time Salaries HS	27,000.00
002-1191-6121-3000-00000-1-100	SS Certified Sub Part Time Salaries MS	9,180.00
002-1191-6121-4020-00000-1-100	SS Certified Sub Part Time Salaries HH	16,200.00
002-1191-6121-4040-00000-1-100	SS Certified Sub Part Time Salaries HM	3,000.00
002-1191-6121-4050-00000-1-100	SS Certified Sub Part Time Salaries Sky	55,485.00
001-1191-6161-1050-00000-1-100	SS Classified Salary Part Time HS	5,400.00
001-1191-6161-4020-00000-1-100	SS Classified Sub Part Time HH	2,785.00
001-1191-6211-1050-00000-1-100	SS PSRS Retirement HS	783.00
001-1191-6211-4020-00000-1-100	Teacher Retirement	404.00
002-1191-6211-1050-00000-1-100	SS PSRS Retirement HS	3,915.00
002-1191-6211-3000-00000-1-100	Teacher Retirement	1,331.00
002-1191-6211-4020-00000-1-100	Teacher Retirement	2,349.00
002-1191-6211-4040-00000-1-100	Teacher Retirement	218.00
002-1191-6211-4050-00000-1-100	Teacher Retirement	8,045.00
001-1191-6221-4040-00000-1-100	Non Teacher Retirement	103.00
002-1191-6231-4040-00000-1-100	OASDI	93.00
001-1191-6232-1050-00000-1-100	SS Medicare HS	78.00
001-1191-6232-4020-00000-1-100	Medicare	40.00
002-1191-6232-1050-00000-1-100	SS Medicare HS	392.00
002-1191-6232-3000-00000-1-100	Medicare	133.00
002-1191-6232-4020-00000-1-100	Medicare	235.00
002-1191-6232-4040-00000-1-100	Medicare	44.00
002-1191-6232-4050-00000-1-100	Medicare	804.00
001-1191-6332-1050-00000-1-100	SS Repair & Maint HS	485.00
001-1191-6351-1050-00000-1-100	SS Drivers Ed Property Insurance HS	111.00
001-1191-6411-1000-00000-1-100	SS Supplies Elem	4,132.00
001-1191-6411-1050-00000-1-100	SS Supplies HS	1,935.00
001-1191-6486-1000-00000-1-100	SS Bus Gasoline/Diesel	2,215.00
FUNCTION 1191 TOTAL	Summer School	146,895.00
002-1192-6121-1000-00000-1-100	Juvenile Detention Certified Sub Part Time	5,407.00
002-1192-6231-1000-00000-1-100	Juvenile Detention OASDI	335.00
002-1192-6232-1000-00000-1-100	Juvenile Detention Medicare	78.00
FUNCTION 1192 TOTAL	Juvenile Program	5,820.00
002-1211-6111-1000-00072-1-100	Gifted Certified Salaries Full Time	58,038.00
002-1211-6211-1000-00072-1-100	Gifted PSRS Retirement	9,344.00
002-1211-6232-1000-00072-1-100	Gifted Medicare	842.00
002-1211-6241-1000-00072-1-100	Gifted Employee Insurance	6,413.00
001-1211-6343-1000-00000-1-100	Gifted Travel Sp Ed	180.00

2018-2019 ALL EXPENDITURE ACCOUNTS

Account Code	Account Description	Budget Proposed
001-1211-6411-1000-00000-1-100	Gifted Supplies Sp Ed	2,386.20
001-1211-6411-1000-00072-1-000	Gifted Special Supplies Instruction Sp Ed	1,440.00
001-1211-6412-1000-00072-1-000	Gifted Talented Instr Tech Supplies Sp Ed	1,675.80
FUNCTION 1211 TOTAL	Gifted and Talented	80,319.00
002-1221-6111-1050-12210-3-700	Sp Ed Certified Salaries Full Time HS	557,678.00
002-1221-6111-1050-44100-4-700	Sp Ed Certified Salaries Full Time HS	66,390.00
002-1221-6111-2000-12210-3-700	Sp Ed Certified Salaries Full Time JH	560,153.00
002-1221-6111-2000-44100-4-700	Sp Ed Certified Salaries Full Time JH	60,936.00
002-1221-6111-3000-12210-3-700	Sp Ed Certified Salaries Full Time SMS	186,511.00
002-1221-6111-4020-12210-3-700	Sp Ed Certified Salaries Full Time HH	85,696.00
002-1221-6111-4020-44100-4-700	Sp Ed Certified Salaries Full Time HH	65,616.00
002-1221-6111-4030-12210-3-700	Sp Ed Certified Salaries Full Time PKV	72,272.00
002-1221-6111-4030-44100-4-700	Sp Ed Certified Salaries Full Time PKV	36,482.00
002-1221-6111-4040-12210-3-700	Sp Ed Certified Salaries Full Time HM	94,177.00
002-1221-6111-4040-44100-4-700	Sp Ed Certified Salaries Full Time HM	26,853.00
002-1221-6111-4050-12210-3-700	Sp Ed Certified Salaries Full Time SKY	193,195.00
002-1221-6111-4050-44100-4-700	Sp Ed Certified Salaries Full Time SKY	39,398.00
002-1221-6111-5020-12210-3-700	Sp Ed Certified Salaries Full Time WASH	50,329.00
002-1221-6111-5020-44100-4-700	Sp Ed Certified Salaries Full Time WASH	32,613.00
002-1221-6121-1000-12210-1-700	Sp Ed Certified Sub Part Time Salaries	89,159.00
002-1221-6121-1050-00000-1-100	Sp Ed Certified Sub Part Time Salaries HS	2,250.00
002-1221-6121-1050-12210-3-700	Substitute/Part-Time Tchr Salaries	720.00
002-1221-6121-2000-12210-3-700	Sp Ed Certified Sub Part Time Salaries JH	720.00
002-1221-6121-3000-12210-3-700	Sp Ed Certified Sub Part Time Salaries SMS	300.00
002-1221-6121-4050-00000-1-100	SS ESY Certified Sub Part Time Salaries	2,700.00
002-1221-6121-4050-12210-3-700	Sp Ed Certified Sub Part Time Salaries	6,360.00
002-1221-6131-1000-12210-1-700	Sp Ed Certified Supplemental Pay Federal	11,039.00
002-1221-6131-7500-00043-4-000	Sp Ed Certified Supplemental Pay PCEC SDAC	726.00
001-1221-6151-1000-12210-3-700	Sp Ed Classified Salaries Full Time	30,435.00
001-1221-6151-1050-12210-1-700	Sp Ed Classified Salaries Full Time HS	14,377.00
001-1221-6151-1050-12210-3-700	Sp Ed Classified Salaries Full Time HS	37,617.00
001-1221-6151-1050-44100-4-700	Sp Ed Classified Salaries Full Time HS	21,819.00
001-1221-6151-2000-12210-3-700	Sp Ed Classified Salaries Full Time JH	52,715.00
001-1221-6151-2000-44100-4-700	Sp Ed Classified Salaries Full Time JH	13,691.00
001-1221-6151-4020-12210-3-700	Sp Ed Classified Salaries Full Time HH	14,236.00
001-1221-6151-4030-12210-3-700	Sp Ed Classified Salaries Full Time PKV	27,766.00
001-1221-6151-4050-12210-3-700	Sp Ed Classified Salaries Full Time SKY	45,533.00
001-1221-6151-5020-12210-3-700	Sp Ed Classified Salaries Full Time WASH	27,654.00
001-1221-6151-5020-44100-4-700	Sp Ed Classified Salaries Full Time WASH	14,075.00
002-1221-6151-1050-12210-3-700	Sp Ed Classified Salaries Full Time HS	57,027.00
002-1221-6151-1050-44100-4-700	Sp Ed Classified Salaries Full Time HS	25,849.00
002-1221-6151-2000-12210-3-700	Sp Ed Classified Salaries Full Time JH	88,917.00
002-1221-6151-2000-44100-4-700	Sp Ed Classified Salaries Full Time JH	11,405.00
002-1221-6151-3000-12210-3-700	Sp Ed Classified Salaries Full Time SMS	62,610.00
002-1221-6151-3000-44100-4-700	Sp Ed Classified Salaries Full Time SMS	40,710.00
002-1221-6151-4020-12210-3-700	Sp Ed Classified Salaries Full Time HH	72,743.00
002-1221-6151-4020-44100-4-700	Sp Ed Classified Salaries FullTime HH Federal	13,964.00
002-1221-6151-4030-12210-3-700	Sp Ed Classified Salaries Full Time PKV	70,152.00
002-1221-6151-4040-12210-3-700	Sp Ed Classified Salaries Full Time HM	54,574.00
002-1221-6151-4040-44100-4-700	Sp Ed Classified Salaries Full Time HM	20,552.00
002-1221-6151-4050-12210-3-700	Sp Ed Classified Salaries Full Time SKY	102,316.00
002-1221-6151-4050-44100-4-700	Sp Ed Classified Salaries Full Time SKY	38,323.00
002-1221-6151-5020-12210-3-700	Sp Ed Classified Salaries Full Time WASH	5,383.00
002-1221-6151-5020-44100-4-100	Sp Ed Classified Salaries Full Time WASH	8,420.00
001-1221-6161-1000-44100-4-700	Sp Ed Classified Salary Part Time	1,633.00
001-1221-6161-1050-12210-3-700	Sp Ed Classified Salary Part Time HS	48,282.00
001-1221-6161-4050-12210-3-700	Sp Ed Classified Salary Part Time SKY	591.00
002-1221-6161-1000-12210-1-700	Sp Ed Classified Salary Part Time	4,055.00
002-1221-6161-2000-12210-3-700	Sp Ed Classified Salary Part Time JH	385.00
002-1221-6161-3000-12210-3-700	Sp Ed Classified Salary Part Time SMS	120.00
002-1221-6161-4050-12210-3-700	Sp Ed Classified Salary Part Time SKY	185.00
001-1221-6211-1050-12210-3-700	Sp Ed Classified Retirement Part Time HS	38.00

2018-2019 ALL EXPENDITURE ACCOUNTS

Account Code	Account Description	Budget Proposed
001-1221-6211-4050-12210-3-700	Sp Ed Classified Retirement Part Time Sky	86.00
002-1221-6211-1050-00000-1-100	Sp Ed PSRS Retirement HS	326.00
002-1221-6211-1050-12210-3-700	Sp Ed PSRS Retirement HS	93,200.00
002-1221-6211-1050-44100-4-700	Sp Ed PSRS Retirement HS SS	11,355.00
002-1221-6211-2000-12210-3-700	Sp Ed PSRS Retirement JH	92,993.00
002-1221-6211-2000-44100-4-700	Sp Ed PSRS Retirement JH SS	10,117.00
002-1221-6211-3000-12210-3-700	Sp Ed PSRS Retirement SMS SS	30,818.00
002-1221-6211-4020-12210-3-700	Sp Ed PSRS Retirement HH	14,570.00
002-1221-6211-4020-44100-4-700	Sp Ed PSRS Retirement HH SS	11,083.00
002-1221-6211-4030-12210-3-700	Sp Ed PSRS Retirement PKV	11,408.00
002-1221-6211-4030-44100-4-700	Sp Ed PSRS Retirement PKV SS	6,218.00
002-1221-6211-4040-12210-3-700	Sp Ed PSRS Retirement HM	16,207.00
002-1221-6211-4040-44100-4-700	Sp Ed PSRS Retirement HM	5,440.00
002-1221-6211-4050-12210-3-700	Sp Ed PSRS Retirement SKY	32,963.00
002-1221-6211-4050-44100-4-700	Sp Ed PSRS Retirement SKY SS	6,353.00
002-1221-6211-5020-12210-3-700	Sp Ed PSRS Retirement WASH	8,514.00
002-1221-6211-5020-44100-4-700	Sp Ed PSRS Retirement WASH SS	5,369.00
001-1221-6221-1000-12210-3-700	Sp Ed PEERS Retirement	2,527.00
001-1221-6221-1050-12210-1-700	Sp Ed PEERS Retirement HS	1,425.00
001-1221-6221-1050-12210-3-700	Sp Ed PEERS Retirement HS	8,540.00
001-1221-6221-1050-44100-4-700	Sp Ed PEERS Retirement HS	4,406.00
001-1221-6221-2000-12210-3-700	Sp Ed PEERS Retirement JH	13,888.00
001-1221-6221-2000-44100-4-700	Sp Ed PEERS Retirement JH	2,649.00
001-1221-6221-3000-12210-3-700	Sp Ed PEERS Retirement SMS	6,271.00
001-1221-6221-3000-44100-4-700	Sp Ed PEERS Retirement SMS	3,891.00
001-1221-6221-4020-12210-3-700	Sp Ed PEERS Retirement HH	9,041.00
001-1221-6221-4020-44100-4-700	Sp Ed PEERS Retirement HH Federal	1,507.00
001-1221-6221-4030-12210-3-700	Sp Ed PEERS Retirement PKV	9,133.00
001-1221-6221-4040-12210-3-700	Sp Ed PEERS Retirement HM	5,129.00
001-1221-6221-4040-44100-4-700	Sp Ed PEERS Retirement HM	1,071.00
001-1221-6221-4050-00000-1-100	Sp Ed PEERS Retirement Sky	185.00
001-1221-6221-4050-12210-3-700	Sp Ed PEERS Retirement SKY	14,704.00
001-1221-6221-4050-44100-4-700	Sp Ed PEERS Retirement SKY	3,996.00
001-1221-6221-5020-12210-3-700	Sp Ed PEERS Retirement WASH	3,426.00
001-1221-6221-5020-44100-4-100	Sp Ed PEERS Retirement Wash	845.00
001-1221-6221-5020-44100-4-700	Sp Ed PEERS Retirement WASH	1,405.00
001-1221-6231-1000-12210-3-700	Sp Ed OASDI	1,887.00
001-1221-6231-1000-44100-4-700	Sp Ed OASDI	101.00
001-1221-6231-1050-12210-1-700	Sp Ed OASDI HS	891.00
001-1221-6231-1050-12210-3-700	Sp Ed OASDI HS	2,332.00
001-1221-6231-1050-44100-4-700	Sp Ed OASDI HS	1,353.00
001-1221-6231-2000-12210-3-700	Sp Ed OASDI JH	3,268.00
001-1221-6231-2000-44100-4-700	Sp Ed OASDI JH	849.00
001-1221-6231-4020-12210-3-700	Sp Ed OASDI HH	883.00
001-1221-6231-4030-12210-3-700	Sp Ed OASDI PKV	1,721.00
001-1221-6231-4050-12210-3-700	Sp Ed OASDI SKY	2,823.00
001-1221-6231-5020-12210-3-700	Sp Ed OASDI WASH	1,715.00
001-1221-6231-5020-44100-4-700	Sp Ed OASDI WASH	873.00
002-1221-6231-1000-12210-1-700	Sp Ed OASDI	6,464.00
002-1221-6231-1050-12210-3-700	Sp Ed OASDI HS	3,536.00
002-1221-6231-1050-44100-4-700	Sp Ed OASDI HS	1,603.00
002-1221-6231-2000-12210-3-700	Sp Ed OASDI JH	5,558.00
002-1221-6231-2000-44100-4-700	Sp Ed OASDI JH	707.00
002-1221-6231-3000-12210-3-700	Sp Ed OASDI SMS	3,882.00
002-1221-6231-3000-44100-4-700	Sp Ed OASDI SMS	2,524.00
002-1221-6231-4020-12210-3-700	Sp Ed OASDI HH	4,510.00
002-1221-6231-4020-44100-4-700	Sp Ed OASDI HH Federal	866.00
002-1221-6231-4030-12210-3-700	Sp Ed OASDI PKV	4,349.00
002-1221-6231-4040-12210-3-700	Sp Ed OASDI HM	3,384.00
002-1221-6231-4040-44100-4-700	Sp Ed OASDI HM	1,274.00
002-1221-6231-4050-00000-1-100	Sp Ed OASDI Sky	167.00
002-1221-6231-4050-12210-3-700	Sp Ed OASDI SKY	6,344.00

2018-2019 ALL EXPENDITURE ACCOUNTS

Account Code	Account Description	Budget Proposed
002-1221-6231-4050-44100-4-700	Sp Ed OASDI SKY	2,376.00
002-1221-6231-5020-12210-3-700	Sp Ed OASDI WASH	334.00
002-1221-6231-5020-44100-4-100	Sp Ed OASDI Wash	522.00
002-1221-6231-7500-00043-4-000	Sp Ed OASDI PCEC SDAC	45.00
001-1221-6232-1000-12210-3-700	Sp Ed Medicare	441.00
001-1221-6232-1000-44100-4-700	Sp Ed Medicare	24.00
001-1221-6232-1050-12210-1-700	Sp Ed Medicare HS	208.00
001-1221-6232-1050-12210-3-700	Sp Ed Medicare HS	549.00
001-1221-6232-1050-44100-4-700	Sp Ed Medicare HS	316.00
001-1221-6232-2000-12210-3-700	Sp Ed Medicare JH	764.00
001-1221-6232-2000-44100-4-700	Sp Ed Medicare JH	199.00
001-1221-6232-4020-12210-3-700	Sp Ed Medicare HH	206.00
001-1221-6232-4030-12210-3-700	Sp Ed Medicare PKV	403.00
001-1221-6232-4050-12210-3-700	Sp Ed Medicare SKY	669.00
001-1221-6232-5020-12210-3-700	Sp Ed Medicare WASH	401.00
001-1221-6232-5020-44100-4-700	Sp Ed Medicare WASH	204.00
002-1221-6232-1000-12210-1-700	Sp Ed Medicare	1,512.00
002-1221-6232-1050-00000-1-100	Sp Ed Medicare HS	33.00
002-1221-6232-1050-12210-3-700	Sp Ed Medicare HS	8,924.00
002-1221-6232-1050-44100-4-700	Sp Ed Medicare HS	1,337.00
002-1221-6232-2000-12210-3-700	Sp Ed Medicare JH	9,428.00
002-1221-6232-2000-44100-4-700	Sp Ed Medicare JH	1,049.00
002-1221-6232-3000-12210-3-700	Sp Ed Medicare SMS	3,618.00
002-1221-6232-3000-44100-4-700	Sp Ed Medicare SMS	590.00
002-1221-6232-4020-12210-3-700	Sp Ed Medicare HH	2,297.00
002-1221-6232-4020-44100-4-700	Sp Ed Medicare HH	1,154.00
002-1221-6232-4030-12210-3-700	Sp Ed Medicare PKV	2,065.00
002-1221-6232-4030-44100-4-700	Sp Ed Medicare PKV	529.00
002-1221-6232-4040-12210-3-700	Sp Ed Medicare HM	2,157.00
002-1221-6232-4040-44100-4-700	Sp Ed Medicare HM	687.00
002-1221-6232-4050-00000-1-100	Sp Ed Medicare SKY	39.00
002-1221-6232-4050-12210-3-700	Sp Ed Medicare SKY	4,380.00
002-1221-6232-4050-44100-4-700	Sp Ed Medicare SKY	1,127.00
002-1221-6232-5020-12210-3-700	Sp Ed Medicare WASH	808.00
002-1221-6232-5020-44100-4-100	Sp Ed Medicare WASH	122.00
002-1221-6232-5020-44100-4-700	Sp Ed Medicare WASH	473.00
002-1221-6232-7500-00043-4-000	Sp Ed Medicare PCEC SDAC	11.00
001-1221-6241-1000-12210-3-700	Sp Ed Employee Insurance	6,428.00
001-1221-6241-1050-12210-1-700	Sp Ed Employee Insurance HS	6,428.00
001-1221-6241-1050-12210-3-700	Sp Ed Employee Insurance HS	10,536.00
001-1221-6241-1050-44100-4-700	Sp Ed Employee Insurance HS	5,566.00
001-1221-6241-2000-12210-3-700	Sp Ed Employee Insurance JH	24,105.00
001-1221-6241-2000-44100-4-700	Sp Ed Employee Insurance JH	8,035.00
001-1221-6241-4020-12210-3-700	Sp Ed Employee Insurance Non Certified HH	8,035.00
001-1221-6241-4030-12210-3-700	Sp Ed Employee Insurance PKV	8,035.00
001-1221-6241-4050-12210-3-700	Sp Ed Employee Insurance SKY	22,485.00
001-1221-6241-5020-12210-3-700	Sp Ed Employee Insurance WASH	14,463.00
001-1221-6241-5020-44100-4-700	Sp Ed Employee Insurance WASH	6,428.00
002-1221-6241-1050-12210-3-700	Sp Ed Employee Insurance HS	104,155.00
002-1221-6241-1050-44100-4-700	Sp Ed Employee Insurance HS	23,061.00
002-1221-6241-2000-12210-3-700	Sp Ed Employee Insurance JH	117,386.00
002-1221-6241-2000-44100-4-700	Sp Ed Employee Insurance JH	14,402.00
002-1221-6241-3000-12210-3-700	Sp Ed Employee Insurance SMS	54,650.00
002-1221-6241-3000-44100-4-700	Sp Ed Employee Insurance SMS	16,092.00
002-1221-6241-4020-12210-3-700	Sp Ed Employee Insurance HH	51,811.00
002-1221-6241-4020-44100-4-700	Sp Ed Employee Insurance HH	18,899.00
002-1221-6241-4030-12210-3-700	Sp Ed Employee Insurance PKV	33,807.00
002-1221-6241-4030-44100-4-700	Sp Ed Employee Insurance PKV	6,428.00
002-1221-6241-4040-12210-3-700	Sp Ed Employee Insurance HM	40,339.00
002-1221-6241-4040-44100-4-700	Sp Ed Employee Insurance HM Certified	11,093.00
002-1221-6241-4050-12210-3-700	Sp Ed Employee Insurance SKY	72,007.00
002-1221-6241-4050-44100-4-700	Sp Ed Employee Insurance SKY	24,443.00

2018-2019 ALL EXPENDITURE ACCOUNTS

Account Code	Account Description	Budget Proposed
002-1221-6241-5020-12210-3-700	Sp Ed Employee Insurance WASH	10,928.00
002-1221-6241-5020-44100-4-100	Sp Ed Employee Insurance WASH	3,921.00
002-1221-6241-5020-44100-4-700	Sp Ed Employee Insurance WASH	4,436.00
001-1221-6313-1000-12000-1-008	Sp Ed Cooperative Pupil Services Non Payroll	1,000.00
001-1221-6313-1000-12210-3-700	Sp Ed Pupil Services Non Payroll	62,428.00
001-1221-6313-1000-44100-4-700	Sp Ed Pupil Services Non Payroll	3,343.00
001-1221-6319-1000-44100-4-700	Sp Ed Other Professional Services	700.00
001-1221-6334-1000-12210-3-700	Sp Ed Duplicating Lease Equipment	1,750.00
001-1221-6334-7500-00043-4-000	Sp Ed Duplicating Copier Lease PCEC SDAC	2,600.00
001-1221-6337-1000-12210-3-700	Sp Ed Technology Related Repairs & Maint	700.00
001-1221-6343-1000-12000-1-008	Sp Ed Cooperative Travel	4,575.00
001-1221-6343-1000-12210-1-700	Sp Ed Health Services Travel	1,580.00
001-1221-6343-1000-12210-3-700	Sp Ed Travel	14,210.00
001-1221-6343-7500-00043-4-000	Sp Ed Travel PCEC SDAC	500.00
001-1221-6361-1000-12000-1-008	Sp Ed Cooperative Telephone	180.00
001-1221-6361-1000-12210-3-700	Sp Ed Postage Telephone Cable	2,165.00
001-1221-6361-7500-00043-4-000	Sp Ed Postage Telephone Cable PCEC SDAC	180.00
001-1221-6362-1000-12210-3-700	Sp Ed Advertising	27.00
001-1221-6363-1000-12210-3-700	Sp Ed Duplicating Printing & Binding	1,500.00
001-1221-6363-7500-00043-4-000	Sp Ed Printing & Binding PCEC SDAC	4,000.00
001-1221-6371-1000-12210-1-700	Sp Ed Health Services Dues & Membership	350.00
001-1221-6371-1000-12210-3-700	Sp Ed Dues & Membership	700.00
001-1221-6411-1000-12000-1-008	Sp Ed Cooperative Supplies	820.00
001-1221-6411-1000-12210-1-700	Sp Ed Nursing Services Supplies	11,300.00
001-1221-6411-1000-12210-3-700	Sp Ed Supplies	8,275.00
001-1221-6411-1000-44100-4-700	Sp Ed Supplies	19,412.00
001-1221-6411-1050-12210-3-700	Sp Ed Supplies HS	1,000.00
001-1221-6411-2000-12210-1-700	Sp Ed Supplies JH	1,000.00
001-1221-6411-3000-12210-1-700	Sp Ed Supplies SMS	1,000.00
001-1221-6411-4020-12210-1-700	Sp Ed Supplies HH	500.00
001-1221-6411-4030-12210-1-700	Sp Ed Supplies PKV	1,000.00
001-1221-6411-4040-12210-1-700	Sp Ed Supplies HM	500.00
001-1221-6411-4050-12210-1-700	Sp Ed Supplies SKY	1,000.00
001-1221-6411-5020-12210-1-700	Sp Ed Supplies WASH	500.00
001-1221-6411-7500-00043-4-000	Sp Ed Supplies PCEC SDAC	14,441.00
001-1221-6412-1000-12210-3-700	Sp Ed Instructional Tech Supplies	6,191.00
001-1221-6412-1000-44100-4-700	Sp Ed Instructional Tech Supplies	4,383.00
001-1221-6431-1000-12210-3-700	Sp Ed Textbooks	2,992.00
004-1221-6541-1000-12210-1-700	Sp Ed Nursing Services Equipment	1,755.00
004-1221-6543-7500-00043-4-000	SpEd Instr Tech Hardware PCEC SDAC	3,000.00
FUNCTION 1221 TOTAL	Special Ed Related Services	4,745,308.00
002-1251-6111-4020-45100-4-100	Title I Certified Salaries Full Time HH	127,182.00
002-1251-6111-4030-45100-4-100	Title I Certified Salaries Full Time PKV	141,597.00
002-1251-6111-4040-45100-4-100	Title I Certified Salaries Full Time HM	104,885.00
002-1251-6111-4050-45100-4-100	Title I Certified Salaries Full Time SKY	131,239.00
002-1251-6111-5020-45100-4-100	Title I Certified Salaries Full Time WASH	83,084.00
002-1251-6111-5020-49201-4-100	Title VB Sup Instr Cert Sal Full Cult Diff	29,107.00
002-1251-6151-4020-45100-4-100	Title I Classified Salaries Full Time HH	22,356.00
002-1251-6151-4030-45100-4-100	Title I Classified Salaries Full Time PKV	24,057.00
002-1251-6151-4050-45100-4-100	Title I Classified Salaries Full Time SKY	24,057.00
002-1251-6151-5020-45100-4-100	Title I Classified Salaries Full Time WASH	24,057.00
002-1251-6211-4020-45100-4-100	Title I PSRS Retirement HH	20,855.00
002-1251-6211-4030-45100-4-100	Title I PSRS Retirement PKV	20,324.00
002-1251-6211-4040-45100-4-100	Title I PSRS Retirement HM	17,622.00
002-1251-6211-4050-45100-4-100	Title I PSRS Retirement SKY	21,443.00
002-1251-6211-5020-45100-4-100	Title I PSRS Retirement WASH	13,904.00
002-1251-6211-5020-49201-4-100	Title VB PSRS Retirement WASH	4,778.00
001-1251-6221-4020-45100-4-100	Title I PEERS Retirement HH	2,083.00
001-1251-6221-4030-45100-4-100	Title I PEERS Retirement PKV	2,199.00
001-1251-6221-4050-45100-4-100	Title I PEERS Retirement SKY	2,199.00
001-1251-6221-5020-45100-4-100	Title I PEERS Retirement WASH	2,199.00
002-1251-6231-4020-45100-4-100	Title I OASDI HH	1,386.00

2018-2019 ALL EXPENDITURE ACCOUNTS

Account Code	Account Description	Budget Proposed
002-1251-6231-4030-45100-4-100	Title I OASDI PKV	2,612.00
002-1251-6231-4050-45100-4-100	Title I OASDI SKY	1,492.00
002-1251-6231-5020-45100-4-100	Title I OASDI WASH	1,492.00
002-1251-6232-4020-45100-4-100	Title I Medicare HH	2,168.00
002-1251-6232-4030-45100-4-100	Title I Medicare PKV	2,402.00
002-1251-6232-4040-45100-4-100	Title I Medicare HM	1,521.00
002-1251-6232-4050-45100-4-100	Title I Medicare SKY	2,252.00
002-1251-6232-5020-45100-4-100	Title I Medicare WASH	1,554.00
002-1251-6232-5020-49201-4-100	Title VB Medicare WASH	422.00
002-1251-6241-4020-45100-4-100	Title I Employee Insurance HH	24,749.00
002-1251-6241-4030-45100-4-100	Title I Employee Insurance PKV	24,749.00
002-1251-6241-4040-45100-4-100	Title I Employee Insurance HM	16,714.00
002-1251-6241-4050-45100-4-100	Title I Employee Insurance SKY	24,749.00
002-1251-6241-5020-45100-4-100	Title I Employee Insurance WASH	20,892.00
002-1251-6241-5020-49201-4-100	Title VB Employee Insurance WASH	3,857.00
001-1251-6343-1000-45100-4-100	Title I Travel Federal	1,000.00
001-1251-6343-1000-49201-4-100	Title VB Travel Fed	500.00
001-1251-6411-1000-45100-4-100	Title I Supplies	2,280.10
001-1251-6411-1000-49201-4-100	Title VB Supplies	4,000.00
001-1251-6412-1000-45100-4-100	Title I Instructional Tech Supplies	219.90
FUNCTION 1251 TOTAL	Supplemental Instruction	960,238.00
002-1252-6131-1000-45200-4-100	Title IC Certified Supplemental Pay Migrant	4,254.00
002-1252-6231-1000-45200-4-100	Title IC OASDI Migrant	264.00
002-1252-6232-1000-45200-4-100	Title IC Medicare Migrant	62.00
001-1252-6411-1000-45200-4-100	Title IC Supplies Migrant	1,000.00
FUNCTION 1252 TOTAL	Migrant	5,580.00
002-1254-6111-1000-45100-4-100	Inst Neglected Students Cert Sal Full Title I	8,604.00
002-1254-6211-1000-45100-4-100	Inst Neglected Stud PSRS Retirement Title I	1,442.00
002-1254-6232-1000-45100-4-100	Inst Neglected Students Medicare Title I	125.00
002-1254-6241-1000-45100-4-100	Inst Neglected Stud Employee Insuranc Title I	1,350.00
001-1254-6343-1000-45100-4-100	Inst Neglected Students Travel Title	5,000.00
001-1254-6411-1000-45100-4-100	Inst Neglected Stud Supplies Title I	1,147.00
001-1254-6412-1000-45100-4-100	Inst Neglected Stud Tech Supplies Title I	3,160.00
FUNCTION 1254 TOTAL	Institutions for Neglected Students	20,828.00
002-1271-6111-1050-00998-1-100	Bilingual Cert Salary Full Time HS Dist. Pd	61,681.00
002-1271-6111-2000-00998-1-100	Bilingual Cert Salaries Full Time JH Dist. Pd	42,981.00
002-1271-6111-3000-00998-1-100	Bilingual Cert Salary Full Time MS Dist. Pd	36,005.00
002-1271-6111-4020-00998-1-100	Bilingual Cert Salaries Full Time HH Dist. Pd	87,966.00
002-1271-6111-4030-00998-1-100	Bilingual Cert Salaries Full Time PKV Dist Pd	49,502.00
002-1271-6111-4040-00998-1-100	Bilingual Cert Salaries Full Time HM Dist. Pd	53,600.00
002-1271-6111-4050-00998-1-100	Bilingual Cert Salaries Full Time SKY Dist Pd	49,502.00
002-1271-6111-5020-00998-1-100	Bilingual Cert Salarie Full Time WASH Dist Pd	42,981.00
001-1271-6151-1050-00998-1-100	Bilingual Classified Salaries Full Time HS	24,517.00
001-1271-6151-2000-00998-1-100	Bilingual Classified Salaries Full Time JH	8,932.00
001-1271-6151-3000-00998-1-100	Bilingual Classified Salaries Full Time SMS	23,408.00
001-1271-6151-4020-00998-1-100	Bilingual Classified Salaries Full Time HH	15,646.00
001-1271-6151-4030-00998-1-100	Bilingual Classified Salaries Full Time PKV	7,823.00
001-1271-6151-4040-00998-1-100	Bilingual Classified Salaries Full Time HM	15,646.00
001-1271-6151-4050-00998-1-100	Bilingual Classified Salaries Full Time SKY	8,932.00
001-1271-6151-5020-00998-1-100	Bilingual Classified Salaries Full Time WASH	7,823.00
002-1271-6151-1050-00998-1-100	Bilingual Classified Salaries Full Time HS	17,253.00
002-1271-6151-1050-46200-4-100	Bilingual Classified Salaries Full Time HS	19,440.00
002-1271-6151-2000-46200-4-100	Bilingual Classified Salaries Full Time JH	17,253.00
002-1271-6151-3000-46200-4-100	Bilingual Classified Salaries Full Time SMS	19,076.00
002-1271-6211-1050-00998-1-100	Bilingual PSRS Retirement HS Dist Pd	10,800.00
002-1271-6211-2000-00998-1-100	Bilingual PSRS Retirement JH Local	6,232.00
002-1271-6211-3000-00998-1-100	Bilingual PSRS Retirement SMS Local	6,149.00
002-1271-6211-4020-00998-1-100	Bilingual PSRS Retirement HH Local	14,612.00
002-1271-6211-4030-00998-1-100	Bilingual PSRS Retirement PKV Local	8,106.00
002-1271-6211-4040-00998-1-100	Bilingual PSRS Retirement HM Local	8,700.00
002-1271-6211-4050-00998-1-100	Bilingual PSRS Retirement SKY Local	8,106.00
002-1271-6211-5020-00998-1-100	Bilingual PSRS Retirement WASH Local	7,161.00

2018-2019 ALL EXPENDITURE ACCOUNTS

Account Code	Account Description	Budget Proposed
001-1271-6221-1050-00998-1-100	Bilingual PEERS Retirement HS Dist Pd	3,854.00
001-1271-6221-1050-46200-4-100	Bilingual PEERS Retirement HS	1,883.00
001-1271-6221-2000-00998-1-100	Bilingual PEERS Retirement JH Dist Pd	887.00
001-1271-6221-2000-46200-4-100	Title IC PEERS Retirement JH Migrant	1,623.00
001-1271-6221-3000-00998-1-100	Bilingual PEERS Retirement SMS Dist Pd	2,155.00
001-1271-6221-3000-46200-4-100	Bilingual PEERS Retirement SMS	1,858.00
001-1271-6221-4020-00998-1-100	Bilingual PEERS Retirement HH Dist Pd	1,622.00
001-1271-6221-4030-00998-1-100	Bilingual PEERS Retirement PKV Dist Pd	811.00
001-1271-6221-4040-00998-1-100	Bilingual PEERS Retirement HM Dist Pd	1,622.00
001-1271-6221-4050-00998-1-100	Bilingual PEERS Retirement SKY Dist Pd	887.00
001-1271-6221-5020-00998-1-100	Bilingual PEERS Retirement WASH Dist Pd	811.00
001-1271-6231-1050-00998-1-100	Bilingual OASDI HS Dist Pd	1,520.00
001-1271-6231-2000-00998-1-100	Bilingual OASDI JH Dist Pd	554.00
001-1271-6231-3000-00998-1-100	Bilingual OASDI SMS Dist Pd	1,451.00
001-1271-6231-4020-00998-1-100	Bilingual OASDI HH Dist Pd	970.00
001-1271-6231-4030-00998-1-100	Bilingual OASDI PKV Dist Pd	485.00
001-1271-6231-4040-00998-1-100	Bilingual OASDI HM Dist Pd	970.00
001-1271-6231-4050-00998-1-100	Bilingual OASDI SKY Dist Pd	554.00
001-1271-6231-5020-00998-1-100	Bilingual OASDI WASH Dist Pd	485.00
002-1271-6231-1050-00998-1-100	Bilingual OASDI HS Dist Pd	1,070.00
002-1271-6231-1050-46200-4-100	Bilingual OASDI HS	1,205.00
002-1271-6231-2000-46200-4-100	Title IC OASDI JH Migrant	1,070.00
002-1271-6231-3000-46200-4-100	Bilingual OASDI SMS	1,183.00
001-1271-6232-1050-00998-1-100	Bilingual Medicare HS Dist Pd	355.00
001-1271-6232-2000-00998-1-100	Bilingual Medicare JH Dist Pd	130.00
001-1271-6232-3000-00998-1-100	Bilingual Medicare SMS Dist Pd	339.00
001-1271-6232-4020-00998-1-100	Bilingual Medicare HH Dist Pd	227.00
001-1271-6232-4030-00998-1-100	Bilingual Medicare PKV Dist Pd	113.00
001-1271-6232-4040-00998-1-100	Bilingual Medicare HM Dist Pd	227.00
001-1271-6232-4050-00998-1-100	Bilingual Medicare SKY Dist Pd	130.00
001-1271-6232-5020-00998-1-100	Bilingual Medicare WASH Dist Pd	113.00
002-1271-6232-1050-00998-1-100	Bilingual Medicare HS Dist Pd	1,145.00
002-1271-6232-1050-46200-4-100	Bilingual Medicare HS	282.00
002-1271-6232-2000-00998-1-100	Bilingual Medicare JH Dist Pd	623.00
002-1271-6232-2000-46200-4-100	Title IC Medicare JH Migrant	250.00
002-1271-6232-3000-00998-1-100	Bilingual Medicare SMS Dist Pd	522.00
002-1271-6232-3000-46200-4-100	Bilingual Medicare SMS	277.00
002-1271-6232-4020-00998-1-100	Bilingual Medicare HH Dist Pd	1,276.00
002-1271-6232-4030-00998-1-100	Bilingual Medicare PKV Dist Pd	718.00
002-1271-6232-4040-00998-1-100	Bilingual Medicare HM Dist Pd	777.00
002-1271-6232-4050-00998-1-100	Bilingual Medicare SKY Dist Pd	718.00
002-1271-6232-5020-00998-1-100	Bilingual Medicare WASH Dist Pd	623.00
001-1271-6241-1050-00998-1-100	Bilingual Employee Insurance HS Dist Pd	8,035.00
001-1271-6241-2000-00998-1-100	Bilingual Employee Insurance JH Dist Pd	4,017.00
001-1271-6241-3000-00998-1-100	Bilingual Employee Insurance SMS Dist Pd	8,035.00
001-1271-6241-4020-00998-1-100	Bilingual Employee Insurance HH Dist Pd	8,035.00
001-1271-6241-4030-00998-1-100	Bilingual Employee Insurance PKV Dist Pd	4,017.00
001-1271-6241-4040-00998-1-100	Bilingual Employee Insurance HM Dist Pd	8,035.00
001-1271-6241-4050-00998-1-100	Bilingual Employee Insurance SKY Dist Pd	4,017.00
001-1271-6241-5020-00998-1-100	Bilingual Employee Insurance WASH Dist Pd	4,017.00
002-1271-6241-1050-00998-1-100	Bilingual Employee Insurance HS Dist Pd	19,285.00
002-1271-6241-1050-46200-4-100	Bilingual Employee Insurance HS	8,035.00
002-1271-6241-2000-00998-1-100	Bilingual Employee Insurance JH Dist Pd	26.00
002-1271-6241-2000-46200-4-100	Title IC Employee Insurance JH Migrant	6,428.00
002-1271-6241-3000-00998-1-100	Bilingual Employee Insurance SMS Dist Pd	6,428.00
002-1271-6241-3000-46200-4-100	Bilingual Employee Insurance SMS	8,035.00
002-1271-6241-4020-00998-1-100	Bilingual Employee Insurance HH Dist Pd	12,857.00
002-1271-6241-4030-00998-1-100	Bilingual Employee Insurance PKV Dist Pd	6,428.00
002-1271-6241-4040-00998-1-100	Bilingual Employee Insurance HM Dist Pd	6,428.00
002-1271-6241-4050-00998-1-100	Bilingual Employee Insurance SKY Dist Pd	6,428.00
002-1271-6241-5020-00998-1-100	Bilingual Employee Insurance WASH Dist Pd	6,428.00
001-1271-6319-1000-46200-4-100	Bilingual Instruction Other Professional Serv	100.00

2018-2019 ALL EXPENDITURE ACCOUNTS

Account Code	Account Description	Budget Proposed
001-1271-6343-1000-46200-4-100	Bilingual Instruction Travel Title III Federa	400.00
001-1271-6411-1000-46200-4-100	Bilingual Supplies	4,083.70
001-1271-6411-1000-46201-4-100	Bilingual Instruction Supplies	930.00
001-1271-6412-1000-46200-4-100	Bilingual Instructional Tech Supplies	1,916.30
001-1271-6412-1000-46201-4-100	Bilingual Instructional Tech Supplies	1,070.00
FUNCTION 1271 TOTAL	Bilingual	861,722.00
002-1281-6111-7500-12810-3-700	ECSE Certified Salaries Full Time	497,868.00
002-1281-6111-7500-44200-4-700	ECSE Certified Salaries Full Time	82,356.00
002-1281-6121-7500-12810-1-700	ECSE Certified Sub Part Time Salaries	1,014.00
002-1281-6121-7500-12810-3-700	ECSE Certified Sub Part Time Salaries	126,730.00
002-1281-6131-7500-12810-3-700	ECSE Certified Supplemental Pay	1,646.00
001-1281-6151-7500-12810-3-700	ECSE Classified Salaries Full Time	307,712.00
002-1281-6151-7500-12810-3-700	ECSE Classified Salaries Full Time	138,779.00
001-1281-6161-7500-12810-3-700	ECSE Classified Salary Part Time	6,466.00
002-1281-6161-7500-12810-3-700	ECSE Classified Salary Part Time	6,088.00
002-1281-6211-7500-12810-3-700	ECSE PSRS Retirement	93,825.00
002-1281-6211-7500-44200-4-700	ECSE PSRS Retirement	13,798.00
001-1281-6221-7500-12810-3-700	ECSE PEERS Retirement	40,650.00
001-1281-6231-7500-12810-3-700	ECSE OASDI	19,479.00
002-1281-6231-7500-12810-1-700	ECSE OASDI	63.00
002-1281-6231-7500-12810-3-700	ECSE OASDI	12,374.00
001-1281-6232-7500-12810-3-700	ECSE Medicare	4,556.00
002-1281-6232-7500-12810-1-700	ECSE Medicare	15.00
002-1281-6232-7500-12810-3-700	ECSE Medicare	10,377.00
002-1281-6232-7500-44200-4-700	ECSE Medicare	1,194.00
001-1281-6241-7500-12810-3-700	ECSE Employee Insurance	99,507.00
002-1281-6241-7500-12810-3-700	ECSE Employee Insurance	116,032.00
002-1281-6241-7500-44200-4-700	ECSE Employee Insurance	12,857.00
001-1281-6342-7500-44200-4-700	ECSE Pupil Transportation Non Route	10,334.00
001-1281-6343-7500-44200-4-700	ECSE Travel	5,089.00
001-1281-6361-7500-44200-4-700	ECSE Postage Telephone Cable	600.00
001-1281-6363-7500-44200-4-700	ECSE Printing & Binding	500.00
001-1281-6411-7500-44200-4-700	ECSE Supplies	11,698.00
FUNCTION 1281 TOTAL	Early Childhood Sp Education	1,621,607.00
002-1321-6111-1050-00000-1-100	Business Edu Certified Salaries Full Time HS	124,062.00
002-1321-6111-2000-00000-1-100	Business Edu Certified Salaries Full Time JH	131,935.00
002-1321-6131-1050-00000-1-100	Business Educ Cert Suppl Salaries HS	1,684.00
002-1321-6211-1050-00000-1-100	Business Educ PSRS Retirement HS	21,018.00
002-1321-6211-2000-00000-1-100	Business Educ PSRS Retirement JH	21,915.00
002-1321-6232-1050-00000-1-100	Business Educ Medicare HS	1,823.00
002-1321-6232-2000-00000-1-100	Business Educ Medicare JH	1,913.00
002-1321-6241-1050-00000-1-100	Business Educ Employee Insurance HS	19,285.00
002-1321-6241-2000-00000-1-100	Business Educ Employee Insurance JH	19,285.00
001-1321-6343-1050-00000-1-100	Business Educ Travel HS	425.00
001-1321-6371-1050-00000-1-100	Business Educ Dues & Membership HS	360.00
001-1321-6411-1050-00000-1-100	Business Educ Supplies HS	294.00
FUNCTION 1321 TOTAL	Business Education	343,999.00
002-1331-6111-1050-00000-1-100	FACS Certified Salaries Full Time HS	83,693.00
002-1331-6111-2000-00000-1-100	FACS Certified Salaries Full Time JH	51,633.00
002-1331-6131-1050-00000-1-100	FACS Supplemental Salary Cert HS	2,192.00
002-1331-6211-1050-00000-1-100	FACS PSRS Retirement HS	14,310.00
002-1331-6211-2000-00000-1-100	FACS PSRS Retirement JH	8,415.00
002-1331-6232-1050-00000-1-100	FACS Medicare HS	1,245.00
002-1331-6232-2000-00000-1-100	FACS Medicare JH	749.00
002-1331-6241-1050-00000-1-100	FACS Employee Insurance HS	12,857.00
002-1331-6241-2000-00000-1-100	FACS Employee Insurance JH	6,428.00
001-1331-6343-1050-00714-1-100	FACS Travel HS	150.00
001-1331-6411-1050-00714-1-100	FACS Supplies HS	1,889.00
FUNCTION 1331 TOTAL	Family and Consumer Sciences Educ	183,561.00
002-1341-6131-1050-00000-1-100	Health Sciences Educ Cert Supplemental Pay HS	1,238.00
002-1341-6211-1050-00000-1-100	Health Sciences PSRS Retirement HS	179.00
002-1341-6232-1050-00000-1-100	Health Sciences Medicare HS	18.00

2018-2019 ALL EXPENDITURE ACCOUNTS

Account Code	Account Description	Budget Proposed
FUNCTION 1341 TOTAL	Health Sciences Education	1,435.00
002-1351-6111-1050-00000-1-100	Marketing Certified Salaries Full Time HS	43,751.00
002-1351-6131-1050-00000-1-100	Marketing Certified Supplemental Pay HS	3,135.00
002-1351-6211-1050-00000-1-100	Marketing PSRS Retirement HS	7,727.00
002-1351-6232-1050-00000-1-100	Marketing Medicare HS	680.00
002-1351-6241-1050-00000-1-100	Marketing Employee Insurance HS	6,428.00
001-1351-6411-1050-00000-1-100	Marketing Educ Supplies HS	794.00
FUNCTION 1351 TOTAL	Marketing and Cooperative Education	62,515.00
002-1371-6111-1050-00032-1-100	PLTW Certified Salaries Full Time HS	134,372.00
002-1371-6111-2000-00032-1-100	PLTW Certified Salaries Full Time JH	88,991.00
002-1371-6131-1050-00032-1-100	PLTW Certified Supplemental Pay HS	11,649.00
002-1371-6211-1050-00032-1-100	PLTW PSRS Retirement HS	24,886.00
002-1371-6211-2000-00032-1-100	PLTWS PSRS Retirement JH	12,904.00
002-1371-6232-1050-00032-1-100	PLTW Medicare HS	2,117.00
002-1371-6232-2000-00032-1-100	PLTW Medicare JH	1,290.00
002-1371-6241-1050-00032-1-100	PLTW Employee Insurance HS	25,714.00
002-1371-6241-2000-00032-1-100	PLTW Employee Insurance JH	53.00
001-1371-6312-1050-00032-1-100	PLTW Instr Program Imp Serv HS	5,000.00
001-1371-6334-1050-00032-1-100	PLTW Rental Equipment HS	100.00
001-1371-6342-1050-00032-1-100	PLTW Pupil Transportation Non Route HS	10,375.00
001-1371-6343-1000-00032-1-100	PLTW PDC Travel	1,000.00
001-1371-6343-1050-00032-1-100	PLTW Competition Travel HS	18,825.00
001-1371-6343-2000-00032-1-100	PLTW Training JH	2,096.00
001-1371-6371-1050-00032-1-100	PLTW Dues & Membership HS	5,750.00
001-1371-6371-2000-00032-1-100	PLTW Dues & Memberships JH	750.00
001-1371-6371-3000-00032-1-100	PLTW Dues & Membership SMS	750.00
001-1371-6371-4020-00032-1-100	PLTW Dues and Memberships HH	750.00
001-1371-6371-4030-00032-1-100	PLTW Dues & Membership PKV	750.00
001-1371-6371-4040-00032-1-100	PLTW Dues & Membership HM	750.00
001-1371-6371-4050-00032-1-100	PLTW Dues & Membership SKY	750.00
001-1371-6371-5020-00032-1-100	PLTW Dues & Membership WASH	750.00
001-1371-6411-1050-00031-3-100	PLTW Vo Enhancement Grt Supplies HS	10,000.00
001-1371-6411-1050-00032-1-100	PLTW Supplies HS	26,000.00
001-1371-6411-1050-00132-1-100	PLTW BioMedical Supplies HS	10,000.00
001-1371-6411-1050-00132-3-100	PLTW BioMed Vo Enhancement Grt Supplies HS	52,000.00
001-1371-6411-2000-00032-1-100	PLTW Supplies JH	500.00
001-1371-6412-2000-00032-1-100	PLTW Instructional Tech Supplies JH	2,500.00
001-1371-6412-3000-00032-1-100	PLTW Instructional Tech Supplies SMS	3,800.00
001-1371-6412-4020-00032-1-100	PLTW Instructional Tech Supplies HH	3,800.00
001-1371-6412-4030-00032-1-100	PLTW Instructional Tech Supplies PKV	3,800.00
001-1371-6412-4040-00032-1-100	PLTW Instructional Tech Supplies HM	3,800.00
001-1371-6412-4050-00032-1-100	PLTW Instructional Tech Supplies SKY	3,800.00
001-1371-6412-5020-00032-1-100	PLTW Instructional Tech Supplies WASH	3,800.00
004-1371-6542-1050-00031-3-100	PLTW Vo Enhancement Grt Instruc Equip	150,000.00
004-1371-6542-1050-00132-3-100	PLTW BioMed Vo Enhancement Grt Equip HS	37,500.00
004-1371-6543-1050-00032-1-100	PLTW Instructional Tech Hardware HS	27,000.00
FUNCTION 1371 TOTAL	Project Lead The Way	688,672.00
002-1411-6111-1050-00000-1-100	Activities Certified Salaries Full Time HS	23,816.00
002-1411-6111-2000-00000-1-100	Activities Certified Salaries Full Time JH	18,713.00
002-1411-6131-1050-00000-1-100	Activities Cert Supplemental Pay HS	62,384.00
002-1411-6131-2000-00000-1-100	Activities Cert Supplemental Pay JH	13,246.00
002-1411-6131-3000-00000-1-100	Activities Cert Supplemental Pay SMS	1,317.00
002-1411-6211-1050-00000-1-100	Teacher Retirement	12,643.00
002-1411-6211-2000-00000-1-100	Teacher Retirement	4,838.00
002-1411-6211-3000-00000-1-100	Teacher Retirement	191.00
002-1411-6231-1050-00000-1-100	OASDI	49.00
002-1411-6232-1050-00000-1-100	Medicare	1,250.00
002-1411-6232-2000-00000-1-100	Medicare	463.00
002-1411-6232-3000-00000-1-100	Medicare	19.00
002-1411-6241-1050-00000-1-100	Employee Insurance	1,800.00
002-1411-6241-2000-00000-1-100	Employee Insurance	1,414.00
001-1411-6343-1000-00071-1-100	Activity Club Travel Curriculum	316.00

2018-2019 ALL EXPENDITURE ACCOUNTS

Account Code	Account Description	Budget Proposed
001-1411-6371-1000-46300-4-100	Activity Club Dues & Membership Homeless	5,717.00
001-1411-6371-1050-00000-1-100	Activity Club MSHSAA Dues & Membership HS	630.00
001-1411-6411-1000-00730-1-100	Activity Club Supplies General Account CO	403,000.00
001-1411-6411-1000-45200-4-100	Activity Club Supplies Migrant	1,000.00
001-1411-6411-1050-00501-1-100	Activity Club Supplies HS DECA	100.00
001-1411-6411-1050-00503-1-100	Activity Club Supplies HS FHA	600.00
001-1411-6411-1050-00512-1-100	Activity Club Supplies HS FBLA	600.00
001-1411-6411-1050-00514-1-100	Activity Club Supplies HS Math	600.00
001-1411-6411-1050-00516-1-100	Activity Club Supplies HS STUCO	353.00
001-1411-6411-1050-00613-1-100	Activity Club Supplies HS High Voltage	1,715.00
001-1411-6411-1050-00707-1-100	Activity Club Supplies HS Vocal	664.00
FUNCTION 1411 TOTAL	Student Activities	557,438.00
002-1421-6111-1050-00000-1-100	Athletics Certified Salaries Full Time HS	23,816.00
002-1421-6111-2000-00000-1-100	Athletics Certified Salaries Full Time JH	18,713.00
002-1421-6131-1050-00000-1-100	Athletics Cert Supplemental Pay HS	266,380.00
002-1421-6131-1050-00019-1-100	HS Certified Supplemental Pay JROTC	27,046.00
002-1421-6131-2000-00000-1-100	Athletics Cert Supplemental Pay JH	54,165.00
002-1421-6211-1050-00000-1-100	Teacher Retirement	38,638.00
002-1421-6211-1050-00019-1-100	Teacher Retirement	3,922.00
002-1421-6211-2000-00000-1-100	Teacher Retirement	10,146.00
002-1421-6231-1050-00000-1-100	OASDI	1,583.00
002-1421-6231-2000-00000-1-100	OASDI	267.00
002-1421-6232-1050-00000-1-100	Medicare	4,208.00
002-1421-6232-1050-00019-1-100	Medicare	392.00
002-1421-6232-2000-00000-1-100	Medicare	1,057.00
002-1421-6241-1050-00000-1-100	Employee Insurance	1,800.00
002-1421-6241-2000-00000-1-100	Employee Insurance	1,414.00
001-1421-6319-1050-00445-1-100	Activity Club Prof Serv HS Athletic Trainer	9,000.00
001-1421-6319-1050-00802-1-100	School Sponsored Prof Services HS Wrestling	90.30
001-1421-6319-1050-00810-1-100	School Sponsored Prof Services HS Tennis Boys	45.00
001-1421-6319-1050-00902-1-100	Officials Prof Serv HS Wrestling	2,780.00
001-1421-6319-1050-00904-1-100	Officials Prof Serv HS Baseball	5,500.00
001-1421-6319-1050-00905-1-100	Officials Prof Serv HS Softball	3,260.00
001-1421-6319-1050-00908-1-100	Officials Prof Serv HS Swimming Boys	790.00
001-1421-6319-1050-00909-1-100	Officials Prof Serv HS Swimming Girls	920.00
001-1421-6319-1050-00912-1-100	Officials Prof Serv HS Track	400.00
001-1421-6319-1050-00914-1-100	Officials Prof Serv HS Basketball Boys	5,600.00
001-1421-6319-1050-00915-1-100	Officials Prof Serv HS Basketball Girls	5,400.00
001-1421-6319-1050-00916-1-100	Officials Prof Serv HS Football	5,595.00
001-1421-6319-1050-00917-1-100	Officials Prof Serv HS Volleyball	3,380.00
001-1421-6319-1050-00918-1-100	Officials Prof Serv HS Soccer Boys	5,965.00
001-1421-6319-1050-00919-1-100	Officials Prof Serv HS Soccer Girls	3,200.00
001-1421-6319-2000-00912-1-100	Officials Prof Serv JH Track	500.00
001-1421-6319-2000-00914-1-100	Officials Prof Serv JH Basketball Boys	2,000.00
001-1421-6319-2000-00915-1-100	Officials Prof Serv JH Basketball Girls	1,590.00
001-1421-6319-2000-00916-1-100	Officials Prof Serv JH Football	1,370.00
001-1421-6319-2000-00917-1-100	Officials Prof Serv JH Volleyball	950.00
001-1421-6333-1000-00000-1-100	Activity Clubs Building Rental	3,000.00
001-1421-6343-1000-00000-1-100	Supervisor School Sponsored Travel	18,250.00
001-1421-6343-1050-00801-1-100	School Sponsored Travel HS Cheerleaders	322.00
001-1421-6343-1050-00802-1-100	School Sponsored Travel HS Wrestling	724.83
001-1421-6343-1050-00804-1-100	School Sponsored Travel HS Baseball	39.00
001-1421-6343-1050-00805-1-100	School Sponsored Travel HS Softball	1,763.00
001-1421-6343-1050-00806-1-100	School Sponsored Travel HS Golf Boys	850.00
001-1421-6343-1050-00807-1-100	School Sponsored Travel HS Girls Golf	500.00
001-1421-6343-1050-00808-1-100	School Sponsored Travel HS Swimming Boys	375.00
001-1421-6343-1050-00809-1-100	School Sponsored Travel HS Swimming Girls	350.00
001-1421-6343-1050-00810-1-100	School Sponsored Travel HS Tennis Boys	402.47
001-1421-6343-1050-00811-1-100	School Sponsored Travel HS Tennis Girls	225.00
001-1421-6343-1050-00812-1-100	School Sponsored Travel HS Track	1,550.00
001-1421-6343-1050-00814-1-100	School Sponsored Travel HS Basketball Boys	5,085.33
001-1421-6343-1050-00815-1-100	School Sponsored Travel HS Basketball Girls	1,830.33

2018-2019 ALL EXPENDITURE ACCOUNTS

Account Code	Account Description	Budget Proposed
001-1421-6343-1050-00817-1-100	School Sponsored Travel HS Volleyball	2,397.04
001-1421-6343-1050-00818-1-100	School Sponsored Travel HS Soccer Boys	2,548.83
001-1421-6343-1050-00819-1-100	School Sponsored Travel HS Soccer Girls	1,251.55
001-1421-6343-1050-00821-1-100	School Sponsored Travel HS Cross Country	909.00
001-1421-6343-1050-00823-1-100	School Sponsored Travel HS State Tournament	10,965.00
001-1421-6343-1050-00846-1-100	School Sponsored Travel HS Conference	7,597.00
001-1421-6343-1050-00902-1-100	Officials Travel HS Wrestling	500.00
001-1421-6343-1050-00904-1-100	Officials Travel HS Baseball	1,840.00
001-1421-6343-1050-00905-1-100	Officials Travel HS Softball	600.00
001-1421-6343-1050-00908-1-100	Officials Travel HS Swimming Boys	500.00
001-1421-6343-1050-00909-1-100	Officials Travel HS Swimming Girls	150.00
001-1421-6343-1050-00912-1-100	Officials Travel HS Track	500.00
001-1421-6343-1050-00914-1-100	Officials Travel HS Basketball Boys	1,700.00
001-1421-6343-1050-00915-1-100	Officials Travel HS Basketball Girls	1,350.00
001-1421-6343-1050-00916-1-100	Officials Travel HS Football	620.00
001-1421-6343-1050-00917-1-100	Officials Travel HS Volleyball	470.00
001-1421-6343-1050-00918-1-100	Officials Travel HS Soccer Boys	1,022.00
001-1421-6343-1050-00919-1-100	Officials Travel HS Soccer Girls	300.00
001-1421-6343-2000-00812-1-100	School Sponsored Travel JH Track	680.00
001-1421-6343-2000-00814-1-100	School Sponsored Travel JH Basketball Boys	1,252.42
001-1421-6343-2000-00815-1-100	School Sponsored Travel JH Basketball Girls	300.00
001-1421-6343-2000-00817-1-100	School Sponsored Travel JH Volleyball	265.00
001-1421-6343-2000-00823-1-100	School Sponsored Travel JH State Tournament	820.00
001-1421-6343-2000-00912-1-100	Officials Travel JH Track	300.00
001-1421-6343-2000-00914-1-100	Officials Travel JH Basketball Boys	590.00
001-1421-6343-2000-00915-1-100	Officials Travel JH Basketball Girls	525.00
001-1421-6343-2000-00916-1-100	Officials Travel JH Football	180.00
001-1421-6343-2000-00917-1-100	Officials Travel JH Volleyball	403.00
001-1421-6352-1000-00000-1-100	School Sponsor Stud Athletic Liability Insur	12,200.00
001-1421-6371-1050-00000-1-100	Sch Sponsored MSHSAA Dues & Membership HS	7,320.00
001-1421-6371-1050-00814-1-100	School Sponsor Dues & Memberships HS BB Boys	25.00
001-1421-6371-1050-00815-1-100	School Sponsor Dues & Memberships HS BB Girls	25.00
001-1421-6371-2000-00816-1-100	Activity Club Dues & Memberships JH Football	100.00
001-1421-6411-1050-00401-1-100	Activity Club Supplies HS Cheerleaders	4,500.00
001-1421-6411-1050-00402-1-100	Activity Club Supplies HS Wrestling	1,800.00
001-1421-6411-1050-00404-1-100	Activity Club Supplies HS Baseball	2,720.00
001-1421-6411-1050-00406-1-100	Activity Club Supplies HS Golf Boys	850.00
001-1421-6411-1050-00410-1-100	Activity Club Supplies HS Tennis Boys	800.00
001-1421-6411-1050-00415-1-100	Activity Club Supplies HS BB Girls	6,000.00
001-1421-6411-1050-00422-1-100	Activity Club Supplies HS Athletic Dept	1,600.00
001-1421-6411-1050-00801-1-100	School Sponsored Supplies HS Cheerleaders	528.00
001-1421-6411-1050-00802-1-100	School Sponsored Supplies HS Wrestling	884.87
001-1421-6411-1050-00804-1-100	School Sponsored Supplies HS Baseball	2,681.00
001-1421-6411-1050-00807-1-100	School Sponsored Supplies HS Girls Golf	350.00
001-1421-6411-1050-00808-1-100	School Sponsored Supplies HS Swimming Boys	1,125.00
001-1421-6411-1050-00809-1-100	School Sponsored Supplies HS Swimming Girls	500.00
001-1421-6411-1050-00810-1-100	School Sponsored Supplies HS Tennis Boys	147.53
001-1421-6411-1050-00811-1-100	School Sponsored Supplies HS Tennis Girls	575.00
001-1421-6411-1050-00812-1-100	School Sponsored Supplies HS Track	700.00
001-1421-6411-1050-00814-1-100	School Sponsored Supplies HS Basketball Boys	889.67
001-1421-6411-1050-00815-1-100	School Sponsored Supplies HS Basketball Girls	1,544.67
001-1421-6411-1050-00816-1-100	School Sponsored Supplies HS Football	10,588.00
001-1421-6411-1050-00817-1-100	School Sponsored Supplies HS Volleyball	452.96
001-1421-6411-1050-00818-1-100	School Sponsored Supplies HS Soccer Boys	1,433.17
001-1421-6411-1050-00819-1-100	School Sponsored Supplies HS Soccer Girls	3,248.45
001-1421-6411-1050-00821-1-100	School Sponsored Supplies HS Cross Country	271.00
001-1421-6411-1050-00845-1-100	School Sponsored Supplies HS Athletic Trainer	3,315.00
001-1421-6411-1050-00846-1-100	School Sponsored Supplies HS Conference	393.00
001-1421-6411-2000-00415-1-100	Activity Club Supplies JH BB Girls	2,000.00
001-1421-6411-2000-00814-1-100	School Sponsored Supplies JH Basketball Boys	707.58
001-1421-6411-2000-00815-1-100	School Sponsored Supplies JH Basketball Girls	1,791.00
001-1421-6411-2000-00816-1-100	School Sponsored Supplies JH Football	6,000.00

2018-2019 ALL EXPENDITURE ACCOUNTS

Account Code	Account Description	Budget Proposed
001-1421-6411-2000-00817-1-100	School Sponsored Supplies JH Volleyball	1,338.00
001-1421-6411-2000-00823-1-100	School Sponsored Supplies JH State Tournament	30.00
001-1421-6412-1050-00812-1-100	School Sponsored Tech Supplies HS Track	300.00
FUNCTION 1421 TOTAL	School-Sponsored Athletics	667,419.00
002-1911-6311-1000-00000-1-100	Tuition Other Districts in State Purch Instr	78,000.00
FUNCTION 1911 TOTAL	Tuition to Other Districts in State	78,000.00
002-1921-6311-1000-00000-1-100	Area Career Tuition Voc Purc Instr Serv	303,737.00
FUNCTION 1921 TOTAL	Area Career Center Fees	303,737.00
002-1933-6313-1000-12210-3-700	Tuition Sp Ed Private Agencies Pupil Serv NP	35,650.00
002-1933-6313-1000-44100-4-700	Tuition Sp Ed Private Agencies Pupil Serv NP	38,000.00
FUNCTION 1933 TOTAL	Tuition Sp Ed Private Agencies	73,650.00
001-2112-6343-1000-00000-1-100	Attendance Travel	500.00
FUNCTION 2112 TOTAL	Attendance Services	500.00
002-2113-6151-1050-00000-1-100	Social Work Serv Class Salaries Full Time HS	34,208.00
002-2113-6151-1050-45100-4-108	Social Worker Serv Class Salary FullTime WHIT	18,096.00
002-2113-6151-1050-45200-4-108	Social Worker Class Sal FullTimeWHIT Title IC	18,096.00
002-2113-6151-2000-00000-1-100	Social Work Serv Class Salaries Full Time JH	40,880.00
002-2113-6151-3000-45100-4-100	Social Worker Serv Class Salary Full Time SMS	29,876.00
002-2113-6151-4020-45100-4-100	Social Worker Serv Class Salary Full Time HH	39,147.00
002-2113-6151-4030-00000-1-100	Social Work Serv Class Salaries Full Time PKV	34,525.00
002-2113-6151-4040-45100-4-100	Social Worker Class Sal Full Time HM Title IA	7,469.00
002-2113-6151-4050-45100-4-100	Social Worker Class Sal Full Time SKY Title I	44,524.00
002-2113-6151-5020-46300-4-100	Social Worker Class Sal Full Time WASH Home	38,959.00
002-2113-6211-2000-00000-1-100	Social Worker Serv PSRS Retirement JH	4,572.00
001-2113-6221-1050-00000-1-100	Social Worker Serv PEERS Retirement HS	2,786.00
001-2113-6221-1050-45100-4-108	Social Worker Serv PEERS Retirement WHIT	1,461.00
001-2113-6221-1050-45200-4-108	Social Worker Serv PEERS Retirement WHIT	1,461.00
001-2113-6221-3000-45100-4-100	Social Worker Serv PEERS Retirement SMS	2,401.00
001-2113-6221-4020-45100-4-100	Social Worker Serv PEERS Retirement HH	3,125.00
001-2113-6221-4030-00000-1-100	Social Worker PEERS Retirement PKV	2,808.00
001-2113-6221-4040-45100-4-100	Social Worker Serv PEERS Retirement HM	600.00
001-2113-6221-4050-45100-4-100	Social Worker Serv PEERS Retirement SKY	3,494.00
001-2113-6221-5020-46300-4-100	Social Worker PEERS Retirement WASH Homeless	3,112.00
002-2113-6231-1050-00000-1-100	Social Worker Serv OASDI HS	2,121.00
002-2113-6231-1050-45100-4-108	Social Worker Serv OASDI WHIT	1,122.00
002-2113-6231-1050-45200-4-108	Social Worker Serv OASDI WHIT	1,122.00
002-2113-6231-2000-00000-1-100	Social Worker Serv OASDI JH	2,535.00
002-2113-6231-3000-45100-4-100	Social Worker Serv OASDI SMS	1,852.00
002-2113-6231-4020-45100-4-100	Social Worker Serv OASDI HH	2,427.00
002-2113-6231-4030-00000-1-100	Social Worker Serv OASDI PKV	2,141.00
002-2113-6231-4040-45100-4-100	Social Worker Serv OASDI HM	463.00
002-2113-6231-4050-45100-4-100	Social Worker Serv OASDI SKY	2,760.00
002-2113-6231-5020-46300-4-100	Social Worker Serv OASDI WASH Homeless	2,415.00
002-2113-6232-1050-00000-1-100	Social Worker Serv Medicare HS	496.00
002-2113-6232-1050-45100-4-108	Social Worker Serv Medicare WHIT	262.00
002-2113-6232-1050-45200-4-108	Social Worker Serv Medicare WHIT	262.00
002-2113-6232-2000-00000-1-100	Social Worker Serv Medicare JH	593.00
002-2113-6232-3000-45100-4-100	Social Worker Serv Medicare SMS	433.00
002-2113-6232-4020-45100-4-100	Social Worker Serv Medicare HH	568.00
002-2113-6232-4030-00000-1-100	Social Worker Serv Medicare PKV	501.00
002-2113-6232-4040-45100-4-100	Social Worker Serv Medicare HM	108.00
002-2113-6232-4050-45100-4-100	Social Worker Serv Medicare SKY	646.00
002-2113-6232-5020-46300-4-100	Social Worker Serv Medicare WASH Homeless	565.00
002-2113-6241-1050-00000-1-100	Social Worker Serv Employee Insurance HS	6,428.00
002-2113-6241-1050-45100-4-108	Social Worker Serv Employee Insurance WHIT	3,214.00
002-2113-6241-1050-45200-4-108	Social Worker Serv Employee Insurance WHIT	3,214.00
002-2113-6241-2000-00000-1-100	Social Worker Serv Employee Insurance JH	6,428.00
002-2113-6241-3000-45100-4-100	Social Worker Serv Employee Insurance SMS	5,143.00
002-2113-6241-4020-45100-4-100	Social Worker Serv Employee Insurance HH	6,428.00
002-2113-6241-4030-00000-1-100	Social Worker Serv Employee Insurance PKV	6,428.00
002-2113-6241-4040-45100-4-100	Social Worker Serv Employee Insurance HM	1,286.00
002-2113-6241-4050-45100-4-100	Social Worker Serv Employee Insurance SKY	6,428.00

2018-2019 ALL EXPENDITURE ACCOUNTS

Account Code	Account Description	Budget Proposed
002-2113-6241-5020-46300-4-100	Social Worker Serv Employee Insur WASH Homel	6,428.00
001-2113-6319-1000-46300-4-100	Social Worker Serv Professional Serv Homeless	70.00
001-2113-6343-1000-45100-4-100	Social Worker Serv Travel Title I Federal	2,000.00
001-2113-6343-1000-45200-4-100	Social Worker Serv Travel Title I C Migrant	1,000.00
001-2113-6343-1000-46300-4-100	Social Worker Serv Travel Homeless	2,930.00
001-2113-6343-1000-49201-4-100	Social Worker Serv Travel Title VB	500.00
001-2113-6361-1000-45100-4-100	Social Worker Serv Communication CO Title I	180.00
001-2113-6361-2000-45100-4-100	Social Worker Serv Communication JH Title I	180.00
001-2113-6361-4020-45100-4-100	Social Worker Serv Communication HH Title I	180.00
001-2113-6361-4030-45100-4-100	Social Worker Serv Communication PKV Title I	180.00
001-2113-6361-4040-45100-4-100	Social Worker Serv Communication HM Title I	400.00
001-2113-6361-4050-45100-4-100	Social Worker Serv Comm SKY Title I	180.00
001-2113-6361-5020-45100-4-100	Social Worker Serv Comm WASH Title I	180.00
001-2113-6411-1000-45100-4-100	Social Worker Serv Supplies Title I Federal	2,500.00
001-2113-6411-1000-45200-4-100	Social Worker Serv Supplies Title IC	1,000.00
001-2113-6411-1000-46300-4-100	Social Worker Serv Supplies Homeless	5,843.00
FUNCTION 2113 TOTAL	Social Work Services	423,740.00
001-2114-6151-1050-00000-1-100	Pupil Accounting Serv Class Sal Full Time HS	72,669.00
001-2114-6151-1050-01080-1-108	Pupil Accounting Ser Class Sal Full Time WHIT	8,580.00
001-2114-6151-2000-00000-1-100	Pupil Accounting Serv Class Sal Full Time JH	22,581.00
001-2114-6151-3000-00000-1-100	Pupil Accounting Serv Class Sal Full Time SMS	20,068.00
001-2114-6151-4020-00000-1-100	Pupil Accounting Serv Class Sal Full Time HH	14,151.00
001-2114-6151-4030-00000-1-100	Pupil Accounting Serv Class Sal Full Time PKV	10,044.00
001-2114-6151-4040-00000-1-100	Pupil Accounting Serv Class Sal Full Time HM	11,773.00
001-2114-6151-4050-00000-1-100	Pupil Accounting Serv Class Sal Full Time SKY	10,908.00
001-2114-6151-5020-00000-1-100	Pupil Accounting Ser Class Sal Full Time WASH	10,260.00
001-2114-6221-1050-00000-1-100	Pupil Accounting Serv PEERS Retirement HS	6,028.00
001-2114-6221-1050-01080-1-108	Pupil Accounting Serv PEERS Retirement WHIT	863.00
001-2114-6221-2000-00000-1-100	Pupil Accounting Serv PEERS Retirement JH	2,107.00
001-2114-6221-3000-00000-1-100	Pupil Accounting Serv PEERS Retirement SMS	1,871.00
001-2114-6221-4020-00000-1-100	Pupil Accounting Serv PEERS Retirement HH	1,245.00
001-2114-6221-4030-00000-1-100	Pupil Accounting Serv PEERS Retirement PKV	909.00
001-2114-6221-4040-00000-1-100	Pupil Accounting Serv PEERS Retirement HM	1,082.00
001-2114-6221-4050-00000-1-100	Pupil Accounting Serv PEERS Retirement SKY	1,023.00
001-2114-6221-5020-00000-1-100	Pupil Accounting Serv PEERS Retirement WASH	978.00
001-2114-6231-1050-00000-1-100	Pupil Accounting Serv OASDI HS	4,505.00
001-2114-6231-1050-01080-1-108	Pupil Accounting Serv OASDI WHIT	532.00
001-2114-6231-2000-00000-1-100	Pupil Accounting Serv OASDI JH	1,400.00
001-2114-6231-3000-00000-1-100	Pupil Accounting Serv OASDI SMS	1,244.00
001-2114-6231-4020-00000-1-100	Pupil Accounting Serv OASDI HH	877.00
001-2114-6231-4030-00000-1-100	Pupil Accounting Serv OASDI PKV	623.00
001-2114-6231-4040-00000-1-100	Pupil Accounting Serv OASDI HM	730.00
001-2114-6231-4050-00000-1-100	Pupil Accounting Serv OASDI SKY	676.00
001-2114-6231-5020-00000-1-100	Pupil Accounting Serv OASDI WASH	636.00
001-2114-6232-1050-00000-1-100	Pupil Accounting Serv Medicare HS	1,054.00
001-2114-6232-1050-01080-1-108	Pupil Accounting Serv Medicare WHIT	124.00
001-2114-6232-2000-00000-1-100	Pupil Accounting Serv Medicare JH	327.00
001-2114-6232-3000-00000-1-100	Pupil Accounting Serv Medicare SMS	291.00
001-2114-6232-4020-00000-1-100	Pupil Accounting Serv Medicare HH	205.00
001-2114-6232-4030-00000-1-100	Pupil Accounting Serv Medicare PKV	146.00
001-2114-6232-4040-00000-1-100	Pupil Accounting Serv Medicare HM	171.00
001-2114-6232-4050-00000-1-100	Pupil Accounting Serv Medicare SKY	158.00
001-2114-6232-5020-00000-1-100	Pupil Accounting Serv Medicare WASH	149.00
001-2114-6241-1050-00000-1-100	Pupil Accounting Serv Employee Insurance HS	15,283.00
001-2114-6241-1050-01080-1-108	Pupil Accounting Serv Employee Insurance WHIT	4,017.00
001-2114-6241-2000-00000-1-100	Pupil Accounting Serv Employee Insurance JH	8,172.00
001-2114-6241-3000-00000-1-100	Pupil Accounting Serv Employee Insurance SMS	7,232.00
001-2114-6241-4020-00000-1-100	Pupil Accounting Serv Insurance HH	4,017.00
001-2114-6241-4030-00000-1-100	Pupil Accounting Serv Employee Insurance PKV	3,214.00
001-2114-6241-4040-00000-1-100	Pupil Accounting Serv Employee Insurance HM	4,017.00
001-2114-6241-4050-00000-1-100	Pupil Accounting Serv Employee Insurance SKY	4,017.00
001-2114-6241-5020-00000-1-100	Pupil Accounting Serv Employee Insuranc WASH	4,017.00

2018-2019 ALL EXPENDITURE ACCOUNTS

Account Code	Account Description	Budget Proposed
FUNCTION 2114 TOTAL	Pupil Accounting Services	264,974.00
001-2119-6151-1000-45100-4-100	Other Att & Socia Class Sal Full Time Title I	8,043.00
001-2119-6221-1000-45100-4-100	Other Attendance & Soc Work PEERS Retirement	552.00
001-2119-6231-1000-45100-4-100	Other Attendance & Soc Work OASDI	499.00
001-2119-6232-1000-45100-4-100	Other Attendance & Soc Work Medicare	117.00
001-2119-6241-1000-45100-4-100	Other Attendance & Soc Work Employee Insuranc	13.00
FUNCTION 2119 TOTAL	Other Attendance and Soc Work Serv	9,224.00
001-2121-6151-1050-00000-1-100	Guidance Classified Salaries Full Time HS	20,520.00
001-2121-6151-2000-00000-1-100	Guidance Classified Salaries Full Time JH	29,197.00
001-2121-6221-1050-00000-1-100	Guidance PEERS Retirement HS	1,847.00
001-2121-6221-2000-00000-1-100	Guidance PEERS Retirement JH	2,552.00
001-2121-6231-1050-00000-1-100	Guidance OASDI HS	1,272.00
001-2121-6231-2000-00000-1-100	Guidance OASDI JH	1,810.00
001-2121-6232-1050-00000-1-100	Guidance Medicare HS	298.00
001-2121-6232-2000-00000-1-100	Guidance Medicare JH	423.00
001-2121-6241-1050-00000-1-100	Guidance Employee Insurance HS	6,428.00
001-2121-6241-2000-00000-1-100	Guidance Employee Insurance JH	8,035.00
001-2121-6343-1050-00000-1-100	Guidance Travel HS	1,290.00
001-2121-6343-2000-00000-1-100	Guidance Travel JH	567.00
001-2121-6343-3000-00000-1-100	Guidance Travel SMS	284.00
001-2121-6343-4020-00000-1-100	Guidance Travel HH	428.00
001-2121-6343-4030-00000-1-100	Guidance Travel PKV	145.00
001-2121-6343-4040-00000-1-100	Guidance Travel HM	284.00
001-2121-6343-4050-00000-1-100	Guidance Travel SKY	145.00
001-2121-6343-5020-00000-1-100	Guidance Travel WASH	284.00
001-2121-6371-1050-00000-1-100	Guidance Dues & Membership HS	200.00
001-2121-6371-2000-00000-1-100	Guidance Dues & Membership JH	100.00
001-2121-6371-3000-00000-1-100	Guidance Dues & Membership SMS	50.00
001-2121-6371-4020-00000-1-100	Guidance Dues & Membership HH	50.00
001-2121-6371-4030-00000-1-100	Guidance Dues & Membership PKV	570.00
001-2121-6371-4040-00000-1-100	Guidance Dues & Membership HM	50.00
001-2121-6371-4050-00000-1-100	Guidance Dues & Membership SKY	50.00
001-2121-6371-5020-00000-1-100	Guidance Dues & Membership WASH	50.00
001-2121-6411-1050-00000-1-100	Guidance Supplies HS	1,539.00
001-2121-6411-2000-00000-1-100	Guidance Supplies JH	731.00
FUNCTION 2121 TOTAL	Guidance System Support	79,199.00
002-2122-6111-1050-00000-1-100	Counsel Serv Cert Salaries Full Time HS	239,047.00
002-2122-6111-2000-00000-1-100	Counsel Serv Cert Salaries Full Time JH	176,750.00
002-2122-6111-3000-00000-1-100	Counsel Serv Cert Salaries Full Time MS	41,090.00
002-2122-6111-4020-00000-1-100	Counsel Serv Cert Salaries Full Time HH	46,351.00
002-2122-6111-4030-00000-1-100	Counsel Serv Cert Salaries Full Time PV	53,600.00
002-2122-6111-4040-00000-1-100	Counsel Serv Cert Salaries Full Time HM	54,661.00
002-2122-6111-4050-00000-1-100	Counsel Serv Cert Salaries Full Time SK	51,633.00
002-2122-6111-5020-00000-1-100	Counsel Serv Cert Salaries Full Time WA	48,436.00
002-2122-6211-1050-00000-1-100	Teacher Retirement	38,839.00
002-2122-6211-2000-00000-1-100	Teacher Retirement	28,878.00
002-2122-6211-3000-00000-1-100	Teacher Retirement	6,886.00
002-2122-6211-4020-00000-1-100	Teacher Retirement	6,721.00
002-2122-6211-4030-00000-1-100	Teacher Retirement	8,700.00
002-2122-6211-4040-00000-1-100	Teacher Retirement	8,854.00
002-2122-6211-4050-00000-1-100	Teacher Retirement	8,415.00
002-2122-6211-5020-00000-1-100	Teacher Retirement	7,952.00
002-2122-6232-1050-00000-1-100	Medicare	3,466.00
002-2122-6232-2000-00000-1-100	Medicare	2,563.00
002-2122-6232-3000-00000-1-100	Medicare	596.00
002-2122-6232-4020-00000-1-100	Medicare	672.00
002-2122-6232-4030-00000-1-100	Medicare	777.00
002-2122-6232-4040-00000-1-100	Medicare	793.00
002-2122-6232-4050-00000-1-100	Medicare	749.00
002-2122-6232-5020-00000-1-100	Medicare	702.00
002-2122-6241-1050-00000-1-100	Employee Insurance	28,928.00
002-2122-6241-2000-00000-1-100	Employee Insurance	22,499.00

2018-2019 ALL EXPENDITURE ACCOUNTS

Account Code	Account Description	Budget Proposed
002-2122-6241-3000-00000-1-100	Employee Insurance	6,428.00
002-2122-6241-4020-00000-1-100	Employee Insurance	26.00
002-2122-6241-4030-00000-1-100	Employee Insurance	6,428.00
002-2122-6241-4040-00000-1-100	Employee Insurance	6,428.00
002-2122-6241-4050-00000-1-100	Employee Insurance	6,428.00
002-2122-6241-5020-00000-1-100	Employee Insurance	6,428.00
FUNCTION 2122 TOTAL	Counseling Services	920,724.00
001-2123-6411-1000-00000-1-100	Appraisal Services Supplies	586.00
001-2123-6412-1000-00000-1-100	Appraisal Services Instr Tech Supplies	116,330.00
FUNCTION 2123 TOTAL	Appraisal Services	116,916.00
001-2125-6151-1000-00000-1-100	Record Maint Serv Classified Sal Full Time	30,043.00
001-2125-6221-1000-00000-1-100	Non Teacher Retirement	2,281.00
001-2125-6231-1000-00000-1-100	OASDI	1,863.00
001-2125-6232-1000-00000-1-100	Medicare	436.00
001-2125-6241-1000-00000-1-100	Employee Insurance	3,214.00
FUNCTION 2125 TOTAL	Record Maintenance Serv	37,837.00
001-2131-6151-1000-00000-1-100	Health Service Classified Salaries Full Time	44,375.00
001-2131-6151-7500-00000-1-100	Health Services Classified Sal Full Time PCEC	8,421.00
001-2131-6161-1050-00000-1-100	Health Services Classified Salary PartTime HS	451.00
001-2131-6161-4030-00000-1-100	Health Services Classified Sal Part Time PKV	732.00
001-2131-6221-1000-00000-1-100	Health Services PEERS Retirement	3,483.00
001-2131-6221-7500-00000-1-100	Health Services PEERS Retirement PCEC	803.00
001-2131-6231-1000-00000-1-100	Health Services OASDI	2,751.00
001-2131-6231-1050-00000-1-100	Health Services OASDI HS	28.00
001-2131-6231-4030-00000-1-100	Health Services OASDI PKV	45.00
001-2131-6231-7500-00000-1-100	Health Services OASDI PCEC	522.00
001-2131-6232-1000-00000-1-100	Health Services Medicare	643.00
001-2131-6232-1050-00000-1-100	Health Services Medicare HS	7.00
001-2131-6232-4030-00000-1-100	Health Services Medicare PKV	11.00
001-2131-6232-7500-00000-1-100	Health Services Medicare PCEC	122.00
001-2131-6241-1000-00000-1-100	Health Services Employee Insurance	6,428.00
001-2131-6241-7500-00000-1-100	Health Services Employee Insurance PCEC	3,294.00
001-2131-6343-3000-00022-4-100	Health Services Travel MO Teams Project	2,945.00
001-2131-6411-3000-00022-4-100	Health Services Supplies MO Teams Project	55.00
FUNCTION 2131 TOTAL	Health ServiceArea Direction	75,116.00
001-2132-6313-1000-00000-1-100	Medical Services Pupil Services Non Payroll	2,250.00
FUNCTION 2132 TOTAL	Medical Services	2,250.00
001-2134-6151-1050-00000-1-100	Health Services Classified Sal Full Time HS	31,011.00
001-2134-6151-2000-00000-1-100	Health Services Classified Sal Full Time JH	29,428.00
001-2134-6151-3000-00000-1-100	Health Services Classified Sal Full Time MS	24,993.00
001-2134-6151-4020-00000-1-100	Health Services Classified Sal Full Time HH	39,901.00
001-2134-6151-4030-00000-1-100	Health Services Classified Sal Full Time PARK	30,435.00
001-2134-6151-4040-00000-1-100	Health Services Classified Sal Full Time HM	23,308.00
001-2134-6151-4050-00000-1-100	Health Services Classified Sal Full Time SKY	39,151.00
001-2134-6151-5020-00000-1-100	Health Services Classified Sal Full Time WASH	23,308.00
001-2134-6221-1050-00000-1-100	Non Teacher Retirement	2,676.00
001-2134-6221-2000-00000-1-100	Non Teacher Retirement	2,568.00
001-2134-6221-3000-00000-1-100	Non Teacher Retirement	2,264.00
001-2134-6221-4020-00000-1-100	Non Teacher Retirement	3,176.00
001-2134-6221-4030-00000-1-100	Non Teacher Retirement	2,527.00
001-2134-6221-4040-00000-1-100	Non Teacher Retirement	2,148.00
001-2134-6221-4050-00000-1-100	Non Teacher Retirement	3,125.00
001-2134-6221-5020-00000-1-100	Non Teacher Retirement	1,599.00
001-2134-6231-1050-00000-1-100	OASDI	1,923.00
001-2134-6231-2000-00000-1-100	OASDI	1,825.00
001-2134-6231-3000-00000-1-100	OASDI	1,550.00
001-2134-6231-4020-00000-1-100	OASDI	2,474.00
001-2134-6231-4030-00000-1-100	OASDI	1,887.00
001-2134-6231-4040-00000-1-100	OASDI	1,445.00
001-2134-6231-4050-00000-1-100	OASDI	2,427.00
001-2134-6231-5020-00000-1-100	OASDI	1,445.00
001-2134-6232-1050-00000-1-100	Medicare	450.00

2018-2019 ALL EXPENDITURE ACCOUNTS

Account Code	Account Description	Budget Proposed
001-2134-6232-2000-00000-1-100	Medicare	427.00
001-2134-6232-3000-00000-1-100	Medicare	362.00
001-2134-6232-4020-00000-1-100	Medicare	579.00
001-2134-6232-4030-00000-1-100	Medicare	441.00
001-2134-6232-4040-00000-1-100	Medicare	338.00
001-2134-6232-4050-00000-1-100	Medicare	568.00
001-2134-6232-5020-00000-1-100	Medicare	338.00
001-2134-6241-1050-00000-1-100	Employee Insurance	8,035.00
001-2134-6241-2000-00000-1-100	Employee Insurance	8,035.00
001-2134-6241-3000-00000-1-100	Employee Insurance	8,035.00
001-2134-6241-4020-00000-1-100	Employee Insurance	6,428.00
001-2134-6241-4030-00000-1-100	Employee Insurance	6,428.00
001-2134-6241-4040-00000-1-100	Employee Insurance	8,035.00
001-2134-6241-4050-00000-1-100	Employee Insurance	6,423.00
001-2134-6241-5020-00000-1-100	Employee Insurance	32.00
FUNCTION 2134 TOTAL	Nursing Services	331,548.00
001-2139-6319-1000-00044-4-000	Other Health Services Prof Serv ClaimCarSp Ed	17,990.00
001-2139-6343-1000-00000-1-100	Other Health Services Travel	93.00
001-2139-6343-1000-00044-4-000	Other Health Services Travel Claim Care Sp Ed	7,010.00
FUNCTION 2139 TOTAL	Other Health Services	25,093.00
002-2142-6111-1050-12210-3-700	Psych Counseling Certified Sal Full Time HS	10,405.00
002-2142-6111-2000-12210-3-700	Psych Counseling Certified Sal Full Time JH	11,122.00
002-2142-6111-4020-12210-3-700	Psych Counseling Certified Sal Full Time HH	3,229.00
002-2142-6111-4030-12210-3-700	Psych Counseling Certified Sal Full Time PKV	3,588.00
002-2142-6111-4040-12210-3-700	Psych Counseling Certified Sal Full Time HM	2,153.00
002-2142-6111-4050-12210-3-700	Psych Counseling Certified Sal Full Time SKY	3,588.00
002-2142-6111-5020-12210-3-700	Psych Counseling Certified Sal Full Time WSH	1,794.00
001-2142-6151-1050-00000-1-100	Psych Counseling Classified Sal Full Time HS	15,415.00
001-2142-6151-1050-12210-3-700	Psych Counseling Classified Sal Full Time HS	22,086.00
001-2142-6151-2000-00000-1-100	Psych Counseling Classified Sal Full Time JH	12,226.00
001-2142-6151-2000-12210-3-700	Psych Counseling Classified Sal Full Time JH	17,517.00
001-2142-6151-3000-00000-1-100	Psych Counseling Classified Sal Full Time MS	4,252.00
001-2142-6151-3000-12210-3-700	Psych Counseling Classified Sal Full Time MS	6,093.00
001-2142-6151-4020-00000-1-100	Psych Counseling Classified Sal Full Time HH	4,784.00
001-2142-6151-4020-12210-3-700	Psych Counseling Classified Sal Full Time HH	6,854.00
001-2142-6151-4030-00000-1-100	Psych Counseling Classified Sal Full Time PKV	5,316.00
001-2142-6151-4030-12210-3-700	Psych Counseling Classified Sal Full Time PKV	7,616.00
001-2142-6151-4040-00000-1-100	Psych Counseling Classified Sal Full Time HM	3,189.00
001-2142-6151-4040-12210-3-700	Psych Counseling Classified Sal Full Time HM	4,570.00
001-2142-6151-4050-00000-1-100	Psych Counseling Classified Sal Full Time SKY	5,316.00
001-2142-6151-4050-12210-3-700	Psych Counseling Classified Sal Full Time SKY	7,616.00
001-2142-6151-5020-00000-1-100	Psych Counseling Classified Sal Full Time WSH	2,658.00
001-2142-6151-5020-12210-3-700	Psych Counseling Classified Sal Full Time WSH	3,808.00
002-2142-6211-1050-12210-3-700	Teacher Retirement	1,711.00
002-2142-6211-2000-12210-3-700	Teacher Retirement	1,829.00
002-2142-6211-4020-12210-3-700	Teacher Retirement	531.00
002-2142-6211-4030-12210-3-700	Teacher Retirement	590.00
002-2142-6211-4040-12210-3-700	Teacher Retirement	354.00
002-2142-6211-4050-12210-3-700	Teacher Retirement	590.00
002-2142-6211-5020-12210-3-700	Teacher Retirement	295.00
001-2142-6221-1050-00000-1-100	Non Teacher Retirement	1,185.00
001-2142-6221-1050-12210-3-700	Non Teacher Retirement	1,642.00
001-2142-6221-2000-00000-1-100	Non Teacher Retirement	940.00
001-2142-6221-2000-12210-3-700	Non Teacher Retirement	1,303.00
001-2142-6221-3000-00000-1-100	Non Teacher Retirement	327.00
001-2142-6221-3000-12210-3-700	Non Teacher Retirement	453.00
001-2142-6221-4020-00000-1-100	Non Teacher Retirement	368.00
001-2142-6221-4020-12210-3-700	Non Teacher Retirement	510.00
001-2142-6221-4030-00000-1-100	Non Teacher Retirement	409.00
001-2142-6221-4030-12210-3-700	Non Teacher Retirement	566.00
001-2142-6221-4040-00000-1-100	Non Teacher Retirement	245.00
001-2142-6221-4040-12210-3-700	Non Teacher Retirement	340.00

2018-2019 ALL EXPENDITURE ACCOUNTS

Account Code	Account Description	Budget Proposed
001-2142-6221-4050-00000-1-100	Non Teacher Retirement	409.00
001-2142-6221-4050-12210-3-700	Non Teacher Retirement	566.00
001-2142-6221-5020-00000-1-100	Non Teacher Retirement	204.00
001-2142-6221-5020-12210-3-700	Non Teacher Retirement	283.00
001-2142-6231-1050-00000-1-100	OASDI	956.00
001-2142-6231-1050-12210-3-700	OASDI	1,369.00
001-2142-6231-2000-00000-1-100	OASDI	758.00
001-2142-6231-2000-12210-3-700	OASDI	1,086.00
001-2142-6231-3000-00000-1-100	OASDI	264.00
001-2142-6231-3000-12210-3-700	OASDI	378.00
001-2142-6231-4020-00000-1-100	OASDI	297.00
001-2142-6231-4020-12210-3-700	OASDI	425.00
001-2142-6231-4030-00000-1-100	OASDI	330.00
001-2142-6231-4030-12210-3-700	OASDI	472.00
001-2142-6231-4040-00000-1-100	OASDI	198.00
001-2142-6231-4040-12210-3-700	OASDI	283.00
001-2142-6231-4050-00000-1-100	OASDI	330.00
001-2142-6231-4050-12210-3-700	OASDI	472.00
001-2142-6231-5020-00000-1-100	OASDI	165.00
001-2142-6231-5020-12210-3-700	OASDI	236.00
001-2142-6232-1050-00000-1-100	Medicare	224.00
001-2142-6232-1050-12210-3-700	Medicare	320.00
001-2142-6232-2000-00000-1-100	Medicare	177.00
001-2142-6232-2000-12210-3-700	Medicare	254.00
001-2142-6232-3000-00000-1-100	Medicare	62.00
001-2142-6232-3000-12210-3-700	Medicare	88.00
001-2142-6232-4020-00000-1-100	Medicare	69.00
001-2142-6232-4020-12210-3-700	Medicare	99.00
001-2142-6232-4030-00000-1-100	Medicare	77.00
001-2142-6232-4030-12210-3-700	Medicare	110.00
001-2142-6232-4040-00000-1-100	Medicare	46.00
001-2142-6232-4040-12210-3-700	Medicare	66.00
001-2142-6232-4050-00000-1-100	Medicare	77.00
001-2142-6232-4050-12210-3-700	Medicare	110.00
001-2142-6232-5020-00000-1-100	Medicare	39.00
001-2142-6232-5020-12210-3-700	Medicare	55.00
002-2142-6232-1050-12210-3-700	Medicare	151.00
002-2142-6232-2000-12210-3-700	Medicare	161.00
002-2142-6232-4020-12210-3-700	Medicare	47.00
002-2142-6232-4030-12210-3-700	Medicare	52.00
002-2142-6232-4040-12210-3-700	Medicare	31.00
002-2142-6232-4050-12210-3-700	Medicare	52.00
002-2142-6232-5020-12210-3-700	Medicare	26.00
001-2142-6241-1050-00000-1-100	Employee Insurance	1,864.00
001-2142-6241-1050-12210-3-700	Employee Insurance	1,864.00
001-2142-6241-2000-00000-1-100	Employee Insurance	1,479.00
001-2142-6241-2000-12210-3-700	Employee Insurance	1,479.00
001-2142-6241-3000-00000-1-100	Employee Insurance	514.00
001-2142-6241-3000-12210-3-700	Employee Insurance	514.00
001-2142-6241-4020-00000-1-100	Employee Insurance	579.00
001-2142-6241-4020-12210-3-700	Employee Insurance	579.00
001-2142-6241-4030-00000-1-100	Employee Insurance	643.00
001-2142-6241-4030-12210-3-700	Employee Insurance	643.00
001-2142-6241-4040-00000-1-100	Employee Insurance	386.00
001-2142-6241-4040-12210-3-700	Employee Insurance	386.00
001-2142-6241-4050-00000-1-100	Employee Insurance	643.00
001-2142-6241-4050-12210-3-700	Employee Insurance	643.00
001-2142-6241-5020-00000-1-100	Employee Insurance	321.00
001-2142-6241-5020-12210-3-700	Employee Insurance	321.00
002-2142-6241-1050-12210-3-700	Employee Insurance	1,398.00
002-2142-6241-2000-12210-3-700	Employee Insurance	1,495.00
002-2142-6241-4020-12210-3-700	Employee Insurance	434.00

2018-2019 ALL EXPENDITURE ACCOUNTS

Account Code	Account Description	Budget Proposed
002-2142-6241-4030-12210-3-700	Employee Insurance	482.00
002-2142-6241-4040-12210-3-700	Employee Insurance	289.00
002-2142-6241-4050-12210-3-700	Employee Insurance	482.00
002-2142-6241-5020-12210-3-700	Employee Insurance	241.00
FUNCTION 2142 TOTAL	Psychological Testing Services	208,936.00
002-2152-6111-1000-12000-1-008	Spch Path Audio Serv Certified Salary	94,872.00
002-2152-6111-1050-12210-3-700	Spch Path Audio Serv Certified Salary HS	28,702.00
002-2152-6111-2000-12210-3-700	Spch Path Audio Serv Certified Salary JH	51,837.00
002-2152-6111-3000-12210-3-700	Spch Path Audio Serv Certified Salary MS	31,849.00
002-2152-6111-4020-12210-3-700	Spch Path Audio Serv Certified Salary HH	67,825.00
002-2152-6111-4030-12210-3-700	Spch Path Audio Serv Certified Salary PARK	47,837.00
002-2152-6111-4040-12210-3-700	Spch Path Audio Serv Certified Salary HM	52,837.00
002-2152-6111-4050-12210-3-700	Spch Path Audio Serv Certified Salary SKY	45,837.00
002-2152-6111-5020-12210-3-700	Spch Path Audio Serv Certified Salary WASH	46,837.00
001-2152-6151-1050-12210-3-700	Spch Path Audio Serv Classified Salary HS	27,474.00
001-2152-6151-2000-12210-3-700	Spch Path Audio Serv Classified Salary JH	27,474.00
001-2152-6151-2000-44100-4-700	Spch Path Audio Serv Classified Salary JH	23,475.00
001-2152-6151-4050-44100-4-700	Spch Path Audio Serv Classified Salary Sky	18,316.00
002-2152-6211-1000-12000-1-008	Teacher Retirement	15,056.00
002-2152-6211-1050-12210-3-700	Teacher Retirement	4,719.00
002-2152-6211-2000-12210-3-700	Teacher Retirement	8,445.00
002-2152-6211-3000-12210-3-700	Teacher Retirement	5,249.00
002-2152-6211-4020-12210-3-700	Teacher Retirement	11,060.00
002-2152-6211-4030-12210-3-700	Teacher Retirement	7,865.00
002-2152-6211-4040-12210-3-700	Teacher Retirement	8,590.00
002-2152-6211-4050-12210-3-700	Teacher Retirement	7,575.00
002-2152-6211-5020-12210-3-700	Teacher Retirement	7,720.00
001-2152-6221-1050-12210-3-700	Non Teacher Retirement	2,434.00
001-2152-6221-2000-12210-3-700	Non Teacher Retirement	2,434.00
001-2152-6221-2000-44100-4-700	Non Teacher Retirement	2,159.00
001-2152-6221-4050-44100-4-700	Non Teacher Retirement	1,805.00
001-2152-6231-1050-12210-3-700	OASDI	1,703.00
001-2152-6231-2000-12210-3-700	OASDI	1,703.00
001-2152-6231-2000-44100-4-700	OASDI	1,455.00
001-2152-6231-4050-44100-4-700	OASDI	1,136.00
001-2152-6232-1050-12210-3-700	Medicare	398.00
001-2152-6232-2000-12210-3-700	Medicare	398.00
001-2152-6232-2000-44100-4-700	Medicare	340.00
001-2152-6232-4050-44100-4-700	Medicare	266.00
002-2152-6232-1000-12000-1-008	Medicare	1,376.00
002-2152-6232-1050-12210-3-700	Medicare	416.00
002-2152-6232-2000-12210-3-700	Medicare	752.00
002-2152-6232-3000-12210-3-700	Medicare	462.00
002-2152-6232-4020-12210-3-700	Medicare	983.00
002-2152-6232-4030-12210-3-700	Medicare	694.00
002-2152-6232-4040-12210-3-700	Medicare	766.00
002-2152-6232-4050-12210-3-700	Medicare	665.00
002-2152-6232-5020-12210-3-700	Medicare	679.00
001-2152-6241-1050-12210-3-700	Employee Insurance	8,035.00
001-2152-6241-2000-12210-3-700	Employee Insurance	8,035.00
001-2152-6241-2000-44100-4-700	Employee Insurance	8,035.00
001-2152-6241-4050-44100-4-700	Employee Insurance	8,035.00
002-2152-6241-1000-12000-1-008	Employee Insurance	9,000.00
002-2152-6241-1050-12210-3-700	Employee Insurance	3,857.00
002-2152-6241-2000-12210-3-700	Employee Insurance	6,428.00
002-2152-6241-3000-12210-3-700	Employee Insurance	4,371.00
002-2152-6241-4020-12210-3-700	Employee Insurance	8,485.00
002-2152-6241-4030-12210-3-700	Employee Insurance	6,428.00
002-2152-6241-4040-12210-3-700	Employee Insurance	6,428.00
002-2152-6241-4050-12210-3-700	Employee Insurance	6,428.00
002-2152-6241-5020-12210-3-700	Employee Insurance	6,428.00
FUNCTION 2152 TOTAL	Speech Pathology Services	754,468.00

2018-2019 ALL EXPENDITURE ACCOUNTS

Account Code	Account Description	Budget Proposed
001-2162-6151-1000-12000-1-008	Sp Ed Cooperative Classified Sal Full Time	58,096.00
001-2162-6151-1050-12210-3-700	OT Related Serv Classified Salary FullTime HS	45,511.00
001-2162-6151-2000-12210-3-700	OT Related Serv Classified Salary FullTime JH	36,095.00
001-2162-6151-3000-12210-3-700	OT Related Serv Classified Salary FullTime MS	12,555.00
001-2162-6151-4020-12210-3-700	OT Related Serv Classified Salary FullTime HH	14,124.00
001-2162-6151-4030-12210-3-700	OT Related Serv Classified Salary FullTime PV	15,693.00
001-2162-6151-4040-12210-3-700	OT Related Serv Classified Salary FullTime HM	9,416.00
001-2162-6151-4050-12210-3-700	OT Related Serv Classified Salary FullTime SK	15,693.00
001-2162-6151-5020-12210-3-700	OT Related Serv Classified Salary FullTime WA	7,847.00
001-2162-6221-1000-12000-1-008	Non Teacher Retirement	4,425.00
001-2162-6221-1050-12210-3-700	Non Teacher Retirement	3,504.00
001-2162-6221-2000-12210-3-700	Non Teacher Retirement	2,779.00
001-2162-6221-3000-12210-3-700	Non Teacher Retirement	967.00
001-2162-6221-4020-12210-3-700	Non Teacher Retirement	1,087.00
001-2162-6221-4030-12210-3-700	Non Teacher Retirement	1,208.00
001-2162-6221-4040-12210-3-700	Non Teacher Retirement	725.00
001-2162-6221-4050-12210-3-700	Non Teacher Retirement	1,208.00
001-2162-6221-5020-12210-3-700	Non Teacher Retirement	604.00
001-2162-6231-1000-12000-1-008	OASDI	3,602.00
001-2162-6231-1050-12210-3-700	OASDI	2,822.00
001-2162-6231-2000-12210-3-700	OASDI	2,238.00
001-2162-6231-3000-12210-3-700	OASDI	778.00
001-2162-6231-4020-12210-3-700	OASDI	876.00
001-2162-6231-4030-12210-3-700	OASDI	973.00
001-2162-6231-4040-12210-3-700	OASDI	584.00
001-2162-6231-4050-12210-3-700	OASDI	973.00
001-2162-6231-5020-12210-3-700	OASDI	487.00
001-2162-6232-1000-12000-1-008	Medicare	842.00
001-2162-6232-1050-12210-3-700	Medicare	660.00
001-2162-6232-2000-12210-3-700	Medicare	523.00
001-2162-6232-3000-12210-3-700	Medicare	182.00
001-2162-6232-4020-12210-3-700	Medicare	205.00
001-2162-6232-4030-12210-3-700	Medicare	228.00
001-2162-6232-4040-12210-3-700	Medicare	137.00
001-2162-6232-4050-12210-3-700	Medicare	228.00
001-2162-6232-5020-12210-3-700	Medicare	114.00
001-2162-6241-1000-12000-1-008	Employee Insurance	6,428.00
001-2162-6241-1050-12210-3-700	Employee Insurance	5,593.00
001-2162-6241-2000-12210-3-700	Employee Insurance	4,436.00
001-2162-6241-3000-12210-3-700	Employee Insurance	1,543.00
001-2162-6241-4020-12210-3-700	Employee Insurance	1,736.00
001-2162-6241-4030-12210-3-700	Employee Insurance	1,929.00
001-2162-6241-4040-12210-3-700	Employee Insurance	1,157.00
001-2162-6241-4050-12210-3-700	Employee Insurance	1,929.00
001-2162-6241-5020-12210-3-700	Employee Insurance	964.00
FUNCTION 2162 TOTAL	Occupational Serv Direction	273,704.00
001-2172-6151-1000-12000-1-008	PT Related Serv Classified Salary FullTime	59,023.00
001-2172-6151-1050-12210-3-700	PT Related Serv Classified Salary FullTime HS	7,564.00
001-2172-6151-2000-12210-3-700	PT Related Serv Classified Salary FullTime JH	5,999.00
001-2172-6151-3000-12210-3-700	PT Related Serv Classified Salary FullTime MS	2,087.00
001-2172-6151-4020-12210-3-700	PT Related Serv Classified Salary FullTime HH	2,347.00
001-2172-6151-4030-12210-3-700	PT Related Serv Classified Salary FullTime PV	2,608.00
001-2172-6151-4040-12210-3-700	PT Related Serv Classified Salary FullTime HM	1,565.00
001-2172-6151-4050-12210-3-700	PT Related Serv Classified Salary FullTime SK	2,608.00
001-2172-6151-5020-12210-3-700	PT Related Serv Classified Salary FullTime WA	1,304.00
001-2172-6221-1000-12000-1-008	Non Teacher Retirement	4,488.00
001-2172-6221-1050-12210-3-700	Non Teacher Retirement	570.00
001-2172-6221-2000-12210-3-700	Non Teacher Retirement	452.00
001-2172-6221-3000-12210-3-700	Non Teacher Retirement	157.00
001-2172-6221-4020-12210-3-700	Non Teacher Retirement	177.00
001-2172-6221-4030-12210-3-700	Non Teacher Retirement	196.00
001-2172-6221-4040-12210-3-700	Non Teacher Retirement	118.00

2018-2019 ALL EXPENDITURE ACCOUNTS

Account Code	Account Description	Budget Proposed
001-2172-6221-4050-12210-3-700	Non Teacher Retirement	196.00
001-2172-6221-5020-12210-3-700	Non Teacher Retirement	98.00
001-2172-6231-1000-12000-1-008	OASDI	3,659.00
001-2172-6231-1050-12210-3-700	OASDI	469.00
001-2172-6231-2000-12210-3-700	OASDI	372.00
001-2172-6231-3000-12210-3-700	OASDI	129.00
001-2172-6231-4020-12210-3-700	OASDI	146.00
001-2172-6231-4030-12210-3-700	OASDI	162.00
001-2172-6231-4040-12210-3-700	OASDI	97.00
001-2172-6231-4050-12210-3-700	OASDI	162.00
001-2172-6231-5020-12210-3-700	OASDI	81.00
001-2172-6232-1000-12000-1-008	Medicare	856.00
001-2172-6232-1050-12210-3-700	Medicare	110.00
001-2172-6232-2000-12210-3-700	Medicare	87.00
001-2172-6232-3000-12210-3-700	Medicare	30.00
001-2172-6232-4020-12210-3-700	Medicare	34.00
001-2172-6232-4030-12210-3-700	Medicare	38.00
001-2172-6232-4040-12210-3-700	Medicare	23.00
001-2172-6232-4050-12210-3-700	Medicare	38.00
001-2172-6232-5020-12210-3-700	Medicare	19.00
001-2172-6241-1000-12000-1-008	Employee Insurance	6,428.00
001-2172-6241-1050-12210-3-700	Employee Insurance	746.00
001-2172-6241-2000-12210-3-700	Employee Insurance	591.00
001-2172-6241-3000-12210-3-700	Employee Insurance	206.00
001-2172-6241-4020-12210-3-700	Employee Insurance	231.00
001-2172-6241-4030-12210-3-700	Employee Insurance	257.00
001-2172-6241-4040-12210-3-700	Employee Insurance	154.00
001-2172-6241-4050-12210-3-700	Employee Insurance	257.00
001-2172-6241-5020-12210-3-700	Employee Insurance	129.00
FUNCTION 2172 TOTAL	Physical Therp Serv	107,068.00
002-2191-6131-1050-00000-1-100	Other Support Serv Students Cert Suppl Pay HS	1,414.00
002-2191-6131-2000-00000-1-100	Other Support Serv Students Cert Suppl Pay JH	3,304.00
002-2191-6131-3000-00000-1-100	Other Support Serv Students Cert Suppl Pay MS	500.00
002-2191-6131-4020-00000-1-100	Other Support Serv Students Cert Suppl Pay HH	500.00
002-2191-6131-4030-00000-1-100	Other Support Serv Students Cert Suppl Pay PV	500.00
002-2191-6131-4040-00000-1-100	Other Support Serv Students Cert Suppl Pay HM	500.00
002-2191-6131-4050-00000-1-100	Other Support Serv Students Cert Suppl Pay SK	500.00
002-2191-6131-5020-00000-1-100	Other Support Serv Students Cert Suppl Pay WA	500.00
002-2191-6151-1000-00000-1-100	Support Serv Classified Salaries	36,005.00
002-2191-6211-1050-00000-1-100	Teacher Retirement	205.00
002-2191-6211-3000-00000-1-100	Teacher Retirement	73.00
002-2191-6211-4020-00000-1-100	Teacher Retirement	73.00
002-2191-6211-4030-00000-1-100	Teacher Retirement	73.00
002-2191-6211-4040-00000-1-100	Teacher Retirement	73.00
002-2191-6211-4050-00000-1-100	Teacher Retirement	73.00
002-2191-6211-5020-00000-1-100	Teacher Retirement	73.00
001-2191-6221-1000-00000-1-100	Non Teacher Retirement	2,909.00
002-2191-6231-1000-00000-1-100	OASDI	2,232.00
002-2191-6231-2000-00000-1-100	OASDI	205.00
002-2191-6232-1000-00000-1-100	Medicare	522.00
002-2191-6232-1050-00000-1-100	Medicare	21.00
002-2191-6232-2000-00000-1-100	Medicare	48.00
002-2191-6232-3000-00000-1-100	Medicare	7.00
002-2191-6232-4020-00000-1-100	Medicare	7.00
002-2191-6232-4030-00000-1-100	Medicare	7.00
002-2191-6232-4040-00000-1-100	Medicare	7.00
002-2191-6232-4050-00000-1-100	Medicare	7.00
002-2191-6232-5020-00000-1-100	Medicare	7.00
002-2191-6241-1000-00000-1-100	Employee Insurance	6,428.00
FUNCTION 2191 TOTAL	Other Support Serv - Students	56,773.00
002-2211-6111-1000-00000-1-100	Instr Serve Certified Salaries Full Time	35,855.00
002-2211-6111-1000-00998-1-100	Instr Serv Cert Salaries Full Time Dist Pd	127,398.00

2018-2019 ALL EXPENDITURE ACCOUNTS

Account Code	Account Description	Budget Proposed
002-2211-6111-4020-46500-4-100	Instr Serv Cert Salaries FullTime HH Title II	8,939.00
002-2211-6111-4030-46500-4-100	Instr Ser Cert Salaries FullTime PKV Title II	8,939.00
002-2211-6111-4050-46500-4-100	Instr ServCert Salaries FullTime SKY Title II	8,939.00
002-2211-6111-5020-46500-4-100	Instr Serv Cert Salary FullTime WASH Title II	8,939.00
002-2211-6211-1000-00000-1-100	Instr Serv PSRS Retirement	6,127.00
002-2211-6211-1000-00998-1-100	Instr Serv PSRS Retirement Local Dist Pd	20,329.00
002-2211-6211-4020-46500-4-100	Instr Serv PSRS Retirement HH Title II	1,482.00
002-2211-6211-4030-46500-4-100	Instr Serv PSRS Retirement PKV Title II	1,482.00
002-2211-6211-4050-46500-4-100	Instr Serv PSRS Retirement SKY Title II	1,482.00
002-2211-6211-5020-46500-4-100	Instr Serv PSRS Retirement WASH Title II	1,482.00
002-2211-6232-1000-00000-1-100	Instr Serv Medicare	520.00
002-2211-6232-1000-00998-1-100	Instr Serv Medicare Dist Pd	1,847.00
002-2211-6232-4020-46500-4-100	Instr Serv Medicare HH Title II	130.00
002-2211-6232-4030-46500-4-100	Instr Serv Medicare PKV Title II	130.00
002-2211-6232-4050-46500-4-100	Instr Serv Medicare SKY Title II	130.00
002-2211-6232-5020-46500-4-100	Instr Serv Medicare WASH Title II	130.00
002-2211-6241-1000-00000-1-100	Instr Serv Employee Insurance	6,428.00
002-2211-6241-1000-00998-1-100	Instr Serv Employee Insurance Dist Pd	12,857.00
002-2211-6241-4020-46500-4-100	Instr Serv Employee Insurance HH Title IIA	1,286.00
002-2211-6241-4030-46500-4-100	Instr Serv Employee Insurance PKV Title IIA	1,286.00
002-2211-6241-4050-46500-4-100	Instr Serv Employee Insurance SKY Title IIA	1,286.00
002-2211-6241-5020-46500-4-100	Instr Serv Employee Insurance WASH Title II	1,286.00
001-2211-6411-1000-49201-4-100	Instr Serv Supplies Title VB	100.00
FUNCTION 2211 TOTAL	Instruction Service Area Direction	258,809.00
002-2212-6111-1050-00000-1-100	Instr & Curr Dev Serv Certified Salary HS	96,216.00
002-2212-6111-2000-00000-1-100	Instr & Curr Dev Serv Certified Salary JH	49,294.00
002-2212-6111-3000-00000-1-100	Instr & Curr Dev Serv Certified Salary MS	54,262.00
002-2212-6111-4020-46500-4-100	Instr & Curr Dev Serv Certified Salary HH	18,905.00
002-2212-6111-4030-46500-4-100	Instr & Curr Dev Serv Certified Salary PKV	17,324.00
002-2212-6111-4040-46500-4-100	Instr & Curr Dev Serv Certified Salary HM	26,769.00
002-2212-6111-4050-46500-4-100	Instr & Curr Dev Serv Certified Salary SKY	23,549.00
002-2212-6111-5020-46500-4-100	Instr & Curr Dev Serv Certified Salary WASH	240.00
002-2212-6111-5020-49201-4-100	Instr & Curr Dev Serv Cert Sal FT Title VB	19,405.00
002-2212-6131-1000-00000-1-100	Instruct & Curr Certified Supplemental Pay	9.00
002-2212-6211-1050-00000-1-100	Teacher Retirement	15,808.00
002-2212-6211-2000-00000-1-100	Teacher Retirement	8,076.00
002-2212-6211-3000-00000-1-100	Teacher Retirement	8,796.00
002-2212-6211-4020-46500-4-100	Teacher Retirement	3,112.00
002-2212-6211-4030-46500-4-100	Teacher Retirement	2,883.00
002-2212-6211-4040-46500-4-100	Teacher Retirement	4,439.00
002-2212-6211-4050-46500-4-100	Teacher Retirement	3,786.00
002-2212-6211-5020-46500-4-100	Teacher Retirement	35.00
002-2212-6211-5020-49201-4-100	Teacher Retirement	3,185.00
002-2212-6231-1000-00000-1-100	OASDI	1.00
002-2212-6232-1050-00000-1-100	Medicare	1,395.00
002-2212-6232-2000-00000-1-100	Medicare	715.00
002-2212-6232-3000-00000-1-100	Medicare	787.00
002-2212-6232-4020-46500-4-100	Medicare	274.00
002-2212-6232-4030-46500-4-100	Medicare	251.00
002-2212-6232-4040-46500-4-100	Medicare	388.00
002-2212-6232-4050-46500-4-100	Medicare	341.00
002-2212-6232-5020-46500-4-100	Medicare	3.00
002-2212-6232-5020-49201-4-100	Medicare	281.00
002-2212-6241-1050-00000-1-100	Employee Insurance	12,857.00
002-2212-6241-2000-00000-1-100	Employee Insurance	6,428.00
002-2212-6241-3000-00000-1-100	Employee Insurance	6,428.00
002-2212-6241-4020-46500-4-100	Employee Insurance	2,571.00
002-2212-6241-4030-46500-4-100	Employee Insurance	2,571.00
002-2212-6241-4040-46500-4-100	Employee Insurance	3,857.00
002-2212-6241-4050-46500-4-100	Employee Insurance	2,571.00
002-2212-6241-5020-49201-4-100	Employee Insurance	2,571.00
001-2212-6371-1000-00071-1-100	Instruction & Curriculum Dues & Membership	69.00

2018-2019 ALL EXPENDITURE ACCOUNTS

Account Code	Account Description	Budget Proposed
001-2212-6411-1000-00071-1-100	Instruction & Curriculum Supplies	3,431.00
FUNCTION 2212 TOTAL	Instruction & Curriculum Dev Serv	403,883.00
002-2213-6111-4020-00000-1-100	Instr Staff Training Serv Certified Salary HH	9,139.00
002-2213-6111-4030-00000-1-100	Instr Staff Training Serv Certified Salary PV	9,139.00
002-2213-6111-4040-00000-1-100	Instr Staff Training Serv Certified Salary HM	9,139.00
002-2213-6111-4050-00000-1-100	Instr Staff Training Serv Certified Salary SK	9,139.00
002-2213-6111-5020-00000-1-100	Instr Staff Training Serv Certified Salary WA	9,139.00
002-2213-6121-1050-00000-1-100	Instr Staff Training Serv Cert Salary PT HS	6,325.00
002-2213-6121-2000-00000-1-100	Instr Staff Training Serv Cert Salary PT JH	6,139.00
002-2213-6121-3000-00000-1-100	Instr Staff Training Serv Cert Salary PT MS	6,139.00
002-2213-6121-4020-00000-1-100	Instr Staff Training Serv Cert Salary PT HH	5,353.00
002-2213-6121-4030-00000-1-100	Instr Staff Training Serv Cert Salary PT PKV	5,353.00
002-2213-6121-4040-00000-1-100	Instr Staff Training Serv Cert Salary PT HM	5,353.00
002-2213-6121-4050-00000-1-100	Instr Staff Training Serv Cert Salary PT SKY	5,353.00
002-2213-6121-5020-00000-1-100	Instr Staff Training Serv Cert Salary PT WASH	5,353.00
002-2213-6131-1000-00084-3-100	PD Non 1% Certified Supplemental Pay CO MMD	4,500.00
002-2213-6131-1050-00084-3-100	PD Non 1% Certified Supplemental Pay HS MMD	4,500.00
002-2213-6131-2000-00084-3-100	PD Non 1% Certified Supplemental Pay JH MMD	3,000.00
002-2213-6131-3000-00084-3-100	PD Non 1% Certified Supplemental Pay SMS MMD	3,000.00
002-2213-6131-4020-00084-3-100	PD Non 1% Certified Supplemental Pay HH MMD	3,000.00
002-2213-6131-4030-00084-3-100	PD Non 1% Certified Supplemental Pay PKV MMD	3,000.00
002-2213-6131-4040-00084-3-100	PD Non 1% Certified Supplemental Pay HM MMD	3,000.00
002-2213-6131-4050-00084-3-100	PD Non 1% Certified Supplemental Pay SKY MMD	3,000.00
002-2213-6131-5020-00084-3-100	PD Non 1% Certified Supplemental Pay Wash MMD	3,000.00
002-2213-6211-4020-00000-1-100	Teacher Retirement	1,511.00
002-2213-6211-4030-00000-1-100	Teacher Retirement	1,511.00
002-2213-6211-4040-00000-1-100	Teacher Retirement	1,511.00
002-2213-6211-4050-00000-1-100	Teacher Retirement	1,511.00
002-2213-6211-5020-00000-1-100	Teacher Retirement	1,511.00
002-2213-6231-1050-00000-1-100	OASDI	392.00
002-2213-6231-2000-00000-1-100	OASDI	381.00
002-2213-6231-3000-00000-1-100	OASDI	381.00
002-2213-6231-4020-00000-1-100	OASDI	332.00
002-2213-6231-4030-00000-1-100	OASDI	332.00
002-2213-6231-4040-00000-1-100	OASDI	332.00
002-2213-6231-4050-00000-1-100	OASDI	332.00
002-2213-6231-5020-00000-1-100	OASDI	332.00
002-2213-6232-1050-00000-1-100	Medicare	92.00
002-2213-6232-2000-00000-1-100	Medicare	89.00
002-2213-6232-3000-00000-1-100	Medicare	89.00
002-2213-6232-4020-00000-1-100	Medicare	210.00
002-2213-6232-4030-00000-1-100	Medicare	210.00
002-2213-6232-4040-00000-1-100	Medicare	210.00
002-2213-6232-4050-00000-1-100	Medicare	210.00
002-2213-6232-5020-00000-1-100	Medicare	210.00
002-2213-6241-4020-00000-1-100	Employee Insurance	1,286.00
002-2213-6241-4030-00000-1-100	Employee Insurance	1,286.00
002-2213-6241-4040-00000-1-100	Employee Insurance	1,286.00
002-2213-6241-4050-00000-1-100	Employee Insurance	1,286.00
002-2213-6241-5020-00000-1-100	Employee Insurance	1,286.00
001-2213-6316-1000-00000-1-100	PD Non 1% Data Processing/Tech Services	22,400.00
001-2213-6319-1000-46500-4-100	PD Non 1% Other Prof Services Title II	211.00
001-2213-6319-1050-00000-1-100	PD Non 1% Other Professional Services HS	25.00
001-2213-6343-1000-00000-1-100	PD Non 1% Travel CO	2,120.00
001-2213-6343-1000-00084-3-100	PD Non 1% Travel MMD	18,000.00
001-2213-6343-1000-12000-1-008	Sp Ed Cooperativ Non 1% PD Travel West Cen	600.00
001-2213-6343-1000-45100-4-100	PD Non 1% Travel Title I	11,000.00
001-2213-6343-1000-45200-4-100	PD Non 1% Travel Title I C Migrant	5,000.00
001-2213-6343-1000-46200-4-100	PD Non 1% Travel Title III	3,000.00
001-2213-6343-1000-46201-4-100	PD Non 1% Travel Title III Immigrant	4,000.00
001-2213-6343-1000-46300-4-100	PD Non 1% Travel Homeless	10,000.00
001-2213-6343-1000-46500-4-100	PD Non 1% Travel Title II	24,788.00

2018-2019 ALL EXPENDITURE ACCOUNTS

Account Code	Account Description	Budget Proposed
001-2213-6343-1000-49201-4-100	PD Non 1% Travel Title VB	500.00
001-2213-6343-1050-00010-1-100	PD Non 1% Travel HS Perkins	675.00
001-2213-6411-1000-46200-4-100	PD Non 1% Supplies Title III	500.00
001-2213-6411-1000-46500-4-100	PD Non 1% Supplies Title II	5,000.00
FUNCTION 2213 TOTAL	Instructional Staff Training Serv	247,001.00
002-2214-6121-1050-00000-1-100	PDC Certified Sub Part Time Salaries HS	24,219.00
002-2214-6121-3000-00000-1-100	PDC Certified Sub Part Time Salaries SMS	55,027.00
002-2214-6121-4020-00000-1-100	PDC Certified Sub Part Time Salaries HH	507.00
002-2214-6121-4030-00000-1-100	PDC Certified Sub Part Time Salaries PKV	1,633.00
002-2214-6121-4040-00000-1-100	PDC Certified Sub Part Time Salaries HM	2,084.00
002-2214-6121-4050-00000-1-100	PDC Certified Sub Part Time Salaries SKY	1,802.00
002-2214-6121-5020-00000-1-100	PDC Certified Sub Part Time Salaries WASH	2,929.00
002-2214-6131-3000-00000-1-100	PDC Certified Supplemental Pay SMS	558.00
002-2214-6131-4020-00000-1-100	PDC Certified Supplemental Pay HH	377.00
002-2214-6131-5020-00000-1-100	PDC Certified Supplemental Pay WASH	5,514.00
002-2214-6231-1050-00000-1-100	PDC OASDI HS	1,502.00
002-2214-6231-3000-00000-1-100	PDC OASDI SMS	3,446.00
002-2214-6231-4020-00000-1-100	PDC OASDI HH	55.00
002-2214-6231-4030-00000-1-100	PDC OASDI PKV	101.00
002-2214-6231-4040-00000-1-100	PDC OASDI HM	129.00
002-2214-6231-4050-00000-1-100	PDC OASDI SKY	112.00
002-2214-6231-5020-00000-1-100	PDC OASDI WASH	523.00
002-2214-6232-1050-00000-1-100	PDC Medicare HS	351.00
002-2214-6232-3000-00000-1-100	PDC Medicare SMS	806.00
002-2214-6232-4020-00000-1-100	PDC Medicare HH	13.00
002-2214-6232-4030-00000-1-100	PDC Medicare PKV	24.00
002-2214-6232-4040-00000-1-100	PDC Medicare HM	30.00
002-2214-6232-4050-00000-1-100	PDC Medicare SKY	26.00
002-2214-6232-5020-00000-1-100	PDC Medicare WASH	122.00
001-2214-6312-1000-00000-1-100	PDC Instr Program Imp Serv	6,700.00
001-2214-6312-1050-00000-1-100	PD Instr Program Imp Serv HS	1,100.00
001-2214-6312-2000-00753-3-100	PD Instr Program Imp Serv JH Consultants	600.00
001-2214-6312-4040-00753-3-100	PD Instr Program Imp Serv HM Consultants	1,150.00
001-2214-6343-1000-00000-1-100	PDC Travel	67,134.00
001-2214-6343-1000-12210-3-700	PDC Travel Sp Ed	16,000.00
001-2214-6343-1000-44100-4-700	PDC Travel Sp Ed	3,982.00
001-2214-6343-4020-00000-1-100	PDC Travel HH	837.00
001-2214-6343-4030-00000-1-100	PDC Travel PKV	1,921.00
001-2214-6343-4040-00000-1-100	PDC Travel HM	1,141.00
001-2214-6343-4050-00000-1-100	PDC Travel SKY	2,405.00
001-2214-6343-5020-00000-1-100	PDC Travel WASH	4,115.00
001-2214-6371-1000-00000-1-100	PDC Dues & Membership	12,891.00
001-2214-6411-1000-00000-1-100	PDC Supplies	500.00
001-2214-6411-5020-00000-1-100	PDC Supplies WASH	500.00
FUNCTION 2214 TOTAL	Professional Development	222,866.00
001-2221-6411-4030-00000-1-100	Media Service Supplies PKV	146.00
FUNCTION 2221 TOTAL	Media Service Area Direction	146.00
002-2222-6111-2000-00000-1-100	Media Service Certified Salaries FullTime JH	55,504.00
002-2222-6111-3000-00000-1-100	Media Service Certified Salaries FullTime MS	45,722.00
002-2222-6111-4020-00000-1-100	Media Service Certified Salaries FullTime HH	55,042.00
002-2222-6111-4030-00000-1-100	Media Service Certified Salaries FullTime PKV	59,725.00
002-2222-6111-4050-00000-1-100	Media Service Certified Salaries FullTime SKY	46,660.00
001-2222-6151-1050-00000-1-100	Media Services Classified Sal Full Time HS	25,847.00
002-2222-6151-4040-00000-1-100	Media Services Classified Sal Full Time HM	16,640.00
002-2222-6151-5020-00000-1-100	Media Services Classified Sal Full Time WASH	21,913.00
002-2222-6211-2000-00000-1-100	Teacher Retirement	8,976.00
002-2222-6211-3000-00000-1-100	Teacher Retirement	7,558.00
002-2222-6211-4020-00000-1-100	Teacher Retirement	8,909.00
002-2222-6211-4030-00000-1-100	Teacher Retirement	9,588.00
002-2222-6211-4050-00000-1-100	Teacher Retirement	7,694.00
001-2222-6221-1050-00000-1-100	Non Teacher Retirement	2,322.00
001-2222-6221-4040-00000-1-100	Non Teacher Retirement	1,581.00

2018-2019 ALL EXPENDITURE ACCOUNTS

Account Code	Account Description	Budget Proposed
001-2222-6221-5020-00000-1-100	Non Teacher Retirement	2,052.00
001-2222-6231-1050-00000-1-100	OASDI	1,602.00
002-2222-6231-4040-00000-1-100	OASDI	1,032.00
002-2222-6231-5020-00000-1-100	OASDI	1,359.00
001-2222-6232-1050-00000-1-100	Medicare	375.00
002-2222-6232-2000-00000-1-100	Medicare	805.00
002-2222-6232-3000-00000-1-100	Medicare	663.00
002-2222-6232-4020-00000-1-100	Medicare	798.00
002-2222-6232-4030-00000-1-100	Medicare	866.00
002-2222-6232-4040-00000-1-100	Medicare	241.00
002-2222-6232-4050-00000-1-100	Medicare	677.00
002-2222-6232-5020-00000-1-100	Medicare	318.00
001-2222-6241-1050-00000-1-100	Employee Insurance	8,035.00
002-2222-6241-2000-00000-1-100	Employee Insurance	6,428.00
002-2222-6241-3000-00000-1-100	Employee Insurance	6,428.00
002-2222-6241-4020-00000-1-100	Employee Insurance	6,428.00
002-2222-6241-4030-00000-1-100	Employee Insurance	6,428.00
002-2222-6241-4040-00000-1-100	Employee Insurance	6,428.00
002-2222-6241-4050-00000-1-100	Employee Insurance	6,428.00
002-2222-6241-5020-00000-1-100	Employee Insurance	8,035.00
001-2222-6343-4020-00000-1-100	Library Travel HH	451.00
001-2222-6343-4030-00000-1-100	Library Travel Registration PKV	610.00
001-2222-6411-1050-00000-1-100	Library Supplies HS	1,219.00
001-2222-6411-2000-00000-1-100	Library Supplies JH	1,430.00
001-2222-6411-3000-00000-1-100	Library Supplies SMS	1,353.00
001-2222-6411-4020-00000-1-100	Library Supplies HH	535.00
001-2222-6411-4050-00000-1-100	Library Supplies SKY	1,500.00
001-2222-6411-5020-00000-1-100	Library Supplies WASH	688.00
001-2222-6412-2000-00000-1-100	Library Tech Supplies JH	1,017.00
001-2222-6431-1050-00000-1-100	Library Textbooks HS	8,665.00
001-2222-6431-2000-00000-1-100	Library Textbooks JH	8,665.00
001-2222-6431-3000-00000-1-100	Library Textbooks SMS	5,682.00
001-2222-6431-4020-00000-1-100	Library Textbooks HH	2,749.00
001-2222-6431-4030-00000-1-100	Library Textbooks PKV	2,544.00
001-2222-6431-4040-00000-1-100	Library Textbooks HM	1,771.00
001-2222-6431-4050-00000-1-100	Library Textbooks SKY	4,000.00
001-2222-6431-5020-00000-1-100	Library Textbooks WASH	3,002.00
001-2222-6441-1050-00000-1-100	Library Books HS	2,695.00
001-2222-6441-2000-00000-1-100	Library Books JH	2,000.00
001-2222-6441-3000-00000-1-100	Library Books SMS	1,480.00
001-2222-6441-4030-00000-1-100	Media Service Books PKV	122.00
004-2222-6544-1000-00000-1-100	Library AV Technology Software	3,050.00
FUNCTION 2222 TOTAL	School Library Services	494,335.00
002-2223-6151-1050-00000-1-100	Audiovisual Services Classified Salaries HS	35,160.00
001-2223-6221-1050-00000-1-100	Non Teacher Retirement	2,412.00
002-2223-6231-1050-00000-1-100	OASDI	2,180.00
002-2223-6232-1050-00000-1-100	Medicare	510.00
002-2223-6241-1050-00000-1-100	Employee Insurance	26.00
001-2223-6411-1050-00000-1-100	Library Audiovisual Supplies HS	305.00
001-2223-6411-2000-00000-1-100	Library Audiovisual Supplies JH	282.00
FUNCTION 2223 TOTAL	Audiovisual Services	40,875.00
002-2225-6131-1050-00000-1-100	Instruction Related Tech Cert Suppl Pay HS	1,000.00
002-2225-6131-2000-00000-1-100	Instruction Related Tech Cert Suppl Pay JH	1,000.00
002-2225-6131-3000-00000-1-100	Instruction Related Tech Cert Suppl Pay MS	1,000.00
002-2225-6211-1050-00000-1-100	Teacher Retirement	145.00
002-2225-6211-2000-00000-1-100	Teacher Retirement	145.00
002-2225-6211-3000-00000-1-100	Teacher Retirement	145.00
002-2225-6232-1050-00000-1-100	Medicare	15.00
002-2225-6232-2000-00000-1-100	Medicare	15.00
002-2225-6232-3000-00000-1-100	Medicare	15.00
001-2225-6412-1000-00098-1-100	Instruction Related Tech Supplies	260,315.00
004-2225-6543-1000-00098-1-100	Instruction-Related Technology Hardware	84,197.00

2018-2019 ALL EXPENDITURE ACCOUNTS

Account Code	Account Description	Budget Proposed
FUNCTION 2225 TOTAL	Instruction-Related Technology	347,992.00
002-2291-6151-1050-00000-1-100	Othr Support Serv Instr Classified Salary HS	32,155.00
002-2291-6151-2000-00000-1-100	Othr Support Serv Instr Classified Salary JH	21,585.00
001-2291-6221-1050-00000-1-100	Non Teacher Retirement	3,194.00
001-2291-6221-2000-00000-1-100	Non Teacher Retirement	2,030.00
002-2291-6231-1050-00000-1-100	OASDI	1,994.00
002-2291-6231-2000-00000-1-100	OASDI	1,338.00
002-2291-6232-1050-00000-1-100	Medicare	466.00
002-2291-6232-2000-00000-1-100	Medicare	313.00
002-2291-6241-1050-00000-1-100	Employee Insurance	14,463.00
002-2291-6241-2000-00000-1-100	Employee Insurance	8,035.00
FUNCTION 2291 TOTAL	Other Support Serv - Staff	85,573.00
001-2311-6131-1000-00000-1-100	Board of Educ Serv Classified Suppl Salary	2,695.00
001-2311-6221-1000-00000-1-100	Non Teacher Retirement	185.00
001-2311-6231-1000-00000-1-100	OASDI	167.00
001-2311-6232-1000-00000-1-100	Medicare	39.00
001-2311-6315-1000-00000-1-100	BOE Audit Services	7,835.00
001-2311-6317-1000-00000-1-100	BOE Legal Services	51,320.00
001-2311-6318-1000-00000-1-100	BOE Election Services	15,000.00
001-2311-6319-1000-00000-1-100	BOE Other Professional Service	4,680.00
001-2311-6343-1000-00000-1-100	BOE Travel	5,790.00
001-2311-6371-1000-00000-1-100	BOE Dues & Membership	17,675.00
001-2311-6411-1000-00000-1-100	BOE Supplies	9,900.00
FUNCTION 2311 TOTAL	Board of Educ Serv Area Direction	115,286.00
002-2321-6111-1000-00000-1-100	Office of Supt Certified Salary Full Time	145,000.00
001-2321-6151-1000-00000-1-100	Office of Supt Classified Sal Full Time	256,165.00
002-2321-6211-1000-00000-1-100	Office of Supt PSRS Retirement	21,953.00
001-2321-6221-1000-00000-1-100	Office of Supt PEERS Retirement	18,853.00
001-2321-6231-1000-00000-1-100	Office of Supt OASDI	15,882.00
001-2321-6232-1000-00000-1-100	Office of Supt Medicare	3,714.00
002-2321-6232-1000-00000-1-100	Office of Supt Medicare	2,103.00
001-2321-6241-1000-00000-1-100	Office of Supt Employee Insurance	28,935.00
002-2321-6241-1000-00000-1-100	Office of Supt Employee Insurance	6,428.00
001-2321-6261-1000-00000-1-100	Office of Supt Workers Compensation	396,235.00
001-2321-6271-1000-00000-1-100	Office of Supt Unemployment Compensation	72,675.00
001-2321-6314-1000-00000-1-100	Office of Supt Staff Recruitment	4,085.00
001-2321-6319-1000-00000-1-100	Office of Supt Other Professional Services	15,800.00
001-2321-6343-1000-00000-1-100	Office of Supt Travel	9,825.00
001-2321-6343-1000-00001-1-100	Office of Supt Travel Pyle	3,000.00
001-2321-6343-1000-00002-1-100	Office of Supt Travel Brownfield	1,500.00
001-2321-6343-1000-00003-1-100	Office of Supt Travel Scott	3,000.00
001-2321-6343-1000-00004-1-100	Office of Supt Travel Triplett	5,000.00
001-2321-6343-1000-00005-1-100	Office of Supt Travel Fraley	3,000.00
001-2321-6343-1000-00006-1-100	Office of Supt Travel Gilmore	1,500.00
001-2321-6352-1000-00000-1-100	Office of Supt Liability Insurance Treas Bond	18,730.00
001-2321-6353-1000-00000-1-100	Office of Supt Fidelity Bond Premium	924.00
001-2321-6361-1000-00000-1-100	Office of Supt Postage Telephone Cable	212,714.00
001-2321-6362-1000-00000-1-100	Office of Supt Advertising	8,045.00
001-2321-6371-1000-00000-1-100	Office of Supt Dues & Membership	3,500.00
001-2321-6411-1000-00000-1-100	Office of Supt Supplies	8,755.00
001-2321-6411-1000-00006-1-100	Office of Supt Supplies Tiger Strong Fitness	10,000.00
004-2321-6544-1000-00000-1-100	Office of Supt Technology Software	1,500.00
FUNCTION 2321 TOTAL	Office of Superintendent Services	1,278,821.00
002-2323-6111-1000-00000-1-100	Office of Supt Cert Salary FT Staff Relations	94,570.00
002-2323-6211-1000-00000-1-100	Teacher Retirement	14,409.00
002-2323-6232-1000-00000-1-100	Medicare	1,371.00
002-2323-6241-1000-00000-1-100	Employee Insurance	4,821.00
FUNCTION 2323 TOTAL	Staff Relations & Negotiations Serv	115,171.00
002-2324-6111-1000-00000-1-100	Office of Supt Cert Salary FT State Fed Serv	31,523.00
002-2324-6211-1000-00000-1-100	Teacher Retirement	4,803.00
002-2324-6232-1000-00000-1-100	Medicare	457.00
002-2324-6241-1000-00000-1-100	Employee Insurance	1,607.00

2018-2019 ALL EXPENDITURE ACCOUNTS

Account Code	Account Description	Budget Proposed
FUNCTION 2324 TOTAL	State & Fed Relations Services	38,390.00
002-2329-6111-1000-12210-4-700	Office of Supt Cert Salary Full Time Sp Ed	75,665.00
002-2329-6111-1050-12210-3-700	Sp Ed Exec Serv Cert Salaries Full Time HS	89,621.00
002-2329-6111-2000-12210-3-700	Sp Ed Exec Serv Cert Salaries Full Time JH	70,805.00
002-2329-6111-2000-44100-4-700	Sp Ed Exec Serv Cert Salaries Full Time JH	6,146.00
002-2329-6111-3000-12210-3-700	Sp Ed Exec Serv Cert Salaries Full Time MS	59,976.00
002-2329-6111-4020-12210-3-700	Sp Ed Exec Serv Cert Salaries Full Time HH	75,937.00
002-2329-6111-4030-12210-3-700	Sp Ed Exec Serv Cert Salaries Full Time PKV	63,774.00
002-2329-6111-4040-12210-3-700	Sp Ed Exec Serv Cert Salaries Full Time HM	38,261.00
002-2329-6111-4050-12210-3-700	Sp Ed Exec Serv Cert Salaries Full Time SKY	72,722.00
002-2329-6111-5020-12210-3-700	Sp Ed Exec Serv Cert Salaries Full Time Wash	32,524.00
001-2329-6151-1000-12210-3-700	Sp Ed Exec Admn Classified Salaries Full Time	39,620.00
002-2329-6211-1000-12210-4-700	Teacher Retirement	11,621.00
002-2329-6211-1050-12210-3-700	Teacher Retirement	14,193.00
002-2329-6211-2000-12210-3-700	Teacher Retirement	11,409.00
002-2329-6211-2000-44100-4-700	Teacher Retirement	891.00
002-2329-6211-3000-12210-3-700	Teacher Retirement	9,699.00
002-2329-6211-4020-12210-3-700	Teacher Retirement	12,023.00
002-2329-6211-4030-12210-3-700	Teacher Retirement	10,268.00
002-2329-6211-4040-12210-3-700	Teacher Retirement	6,105.00
002-2329-6211-4050-12210-3-700	Teacher Retirement	11,566.00
002-2329-6211-5020-12210-3-700	Teacher Retirement	5,189.00
001-2329-6221-1000-12210-3-700	Non Teacher Retirement	3,157.00
001-2329-6231-1000-12210-3-700	OASDI	2,456.00
001-2329-6232-1000-12210-3-700	Medicare	575.00
002-2329-6232-1000-12210-4-700	Medicare	1,097.00
002-2329-6232-1050-12210-3-700	Medicare	1,300.00
002-2329-6232-2000-12210-3-700	Medicare	1,027.00
002-2329-6232-2000-44100-4-700	Medicare	89.00
002-2329-6232-3000-12210-3-700	Medicare	870.00
002-2329-6232-4020-12210-3-700	Medicare	1,101.00
002-2329-6232-4030-12210-3-700	Medicare	925.00
002-2329-6232-4040-12210-3-700	Medicare	555.00
002-2329-6232-4050-12210-3-700	Medicare	1,054.00
002-2329-6232-5020-12210-3-700	Medicare	472.00
001-2329-6241-1000-12210-3-700	Employee Insurance	6,428.00
002-2329-6241-1000-12210-4-700	Employee Insurance	4,500.00
002-2329-6241-1050-12210-3-700	Employee Insurance	8,293.00
002-2329-6241-2000-12210-3-700	Employee Insurance	7,907.00
002-2329-6241-3000-12210-3-700	Employee Insurance	6,943.00
002-2329-6241-4020-12210-3-700	Employee Insurance	7,007.00
002-2329-6241-4030-12210-3-700	Employee Insurance	7,071.00
002-2329-6241-4040-12210-3-700	Employee Insurance	3,857.00
002-2329-6241-4050-12210-3-700	Employee Insurance	7,071.00
002-2329-6241-5020-12210-3-700	Employee Insurance	3,278.00
FUNCTION 2329 TOTAL	Other Exec Admini Serv	795,048.00
002-2331-6111-1000-00000-1-100	Office of Supt Cert FT Admin Tech Serv	37,772.00
002-2331-6131-1050-00000-1-100	Admin Tech Serv Supplemental Pay HS	500.00
002-2331-6131-2000-00000-1-100	Admin Tech Serv Supplemental Pay JH	500.00
002-2331-6131-3000-00000-1-100	Admin Tech Serv Supplemental Pay MS	500.00
002-2331-6131-4020-00000-1-100	Admin Tech Serv Supplemental Pay HH	500.00
002-2331-6131-4030-00000-1-100	Admin Tech Serv Supplemental Pay PKV	500.00
002-2331-6131-4040-00000-1-100	Admin Tech Serv Supplemental Pay HM	500.00
002-2331-6131-4050-00000-1-100	Admin Tech Serv Supplemental Pay SKY	500.00
002-2331-6131-5020-00000-1-100	Admin Tech Serv Supplemental Pay Wash	500.00
002-2331-6211-1000-00000-1-100	Teacher Retirement	5,793.00
002-2331-6211-1050-00000-1-100	Teacher Retirement	73.00
002-2331-6211-2000-00000-1-100	Teacher Retirement	73.00
002-2331-6211-3000-00000-1-100	Teacher Retirement	73.00
002-2331-6211-4020-00000-1-100	Teacher Retirement	73.00
002-2331-6211-4030-00000-1-100	Teacher Retirement	73.00
002-2331-6211-4040-00000-1-100	Teacher Retirement	73.00

2018-2019 ALL EXPENDITURE ACCOUNTS

Account Code	Account Description	Budget Proposed
002-2331-6211-4050-00000-1-100	Teacher Retirement	73.00
002-2331-6211-5020-00000-1-100	Teacher Retirement	73.00
002-2331-6232-1000-00000-1-100	Medicare	548.00
002-2331-6232-1050-00000-1-100	Medicare	7.00
002-2331-6232-2000-00000-1-100	Medicare	7.00
002-2331-6232-3000-00000-1-100	Medicare	7.00
002-2331-6232-4020-00000-1-100	Medicare	7.00
002-2331-6232-4030-00000-1-100	Medicare	7.00
002-2331-6232-4040-00000-1-100	Medicare	7.00
002-2331-6232-4050-00000-1-100	Medicare	7.00
002-2331-6232-5020-00000-1-100	Medicare	7.00
002-2331-6241-1000-00000-1-100	Employee Insurance	2,186.00
001-2331-6316-1000-00098-1-100	Admin Tech Services Data Processing/Tech Serv	3,350.00
001-2331-6337-1000-00098-1-100	Admin Technology Related Repairs & Maint	491,325.76
001-2331-6343-1000-00098-1-100	Admin Tech Services Travel	5,000.00
001-2331-6361-1000-00098-1-100	Admin Tech Services Communication	54,059.24
004-2331-6543-1000-00098-1-100	Admin Tech Services Instr Tech Hardware	324,107.16
004-2331-6544-1000-00098-1-100	Admin Tech Services Technology Software	25,892.84
FUNCTION 2331 TOTAL	Administrative Technology Services	954,674.00
002-2411-6111-1050-00000-1-100	Office Principal Certified Salary FullTime HS	343,339.00
002-2411-6111-2000-00000-1-100	Office Principal Cert Salary Full Time JH	240,908.00
002-2411-6111-3000-00000-1-100	Office Princip Certified Salary Full Time SMS	82,670.00
002-2411-6111-4020-00000-1-100	Office Principal Certified Salary FullTime HH	89,670.00
002-2411-6111-4030-00000-1-100	Office Principal Certified Salary FullTime PKV	85,470.00
002-2411-6111-4040-00000-1-100	Office Principal Certified Salary FullTime HM	100,870.00
002-2411-6111-4050-00000-1-100	Office Principa Certified Salary FullTime SKY	95,270.00
002-2411-6111-5020-00000-1-100	Office Principal Cert Salary Full Time WASH	102,270.00
002-2411-6111-7500-00000-1-100	Office Principal Certified Salary FullTime EC	30,261.00
002-2411-6121-1050-01080-1-108	Office Principal Certified Salary PartTime WH	63,773.00
001-2411-6151-1050-00000-1-100	Office Principal Classified Sal Full Time HS	72,669.00
001-2411-6151-1050-01080-1-108	Office Principal Classified Sal FullTime Whit	8,580.00
001-2411-6151-2000-00000-1-100	Office Principal Classified Sal Full Time JH	22,581.00
001-2411-6151-3000-00000-1-100	Office Principal Classified Sal Full Time SMS	20,068.00
001-2411-6151-4020-00000-1-100	Office Principal Classified Sal Full Time HH	14,151.00
001-2411-6151-4030-00000-1-100	Office Principal Classified Sal Full Time PKV	10,044.00
001-2411-6151-4040-00000-1-100	Office Principal Classified Sal Full Time HM	11,773.00
001-2411-6151-4050-00000-1-100	Office Principal Classified Sal Full Time SKY	10,908.00
001-2411-6151-5020-00000-1-100	Office Principa Classified Sal Full Time WASH	10,260.00
001-2411-6161-1050-00000-1-100	Office Principal Classified Sal PartTime HS	789.00
001-2411-6161-3000-00000-1-100	Office Principal Classified Sal Part Time SMS	1,802.00
002-2411-6211-1050-00000-1-100	Office Principal PSRS Retirement HS	53,497.00
002-2411-6211-2000-00000-1-100	Office Principal PSRS Retirement JH	37,717.00
002-2411-6211-3000-00000-1-100	Office Principal PSRS Retirement SMS	12,915.00
002-2411-6211-4020-00000-1-100	Office Principal PSRS Retirement HH	13,930.00
002-2411-6211-4030-00000-1-100	Office Principal PSRS Retirement PKV	13,321.00
002-2411-6211-4040-00000-1-100	Office Principal PSRS Retirement HM	15,554.00
002-2411-6211-4050-00000-1-100	Office Principal PSRS Retirement SKY	14,742.00
002-2411-6211-5020-00000-1-100	Office Principal PSRS Retirement WASH	15,757.00
002-2411-6211-7500-00000-1-100	Office Principal PSRS Retirement PCEC	4,666.00
001-2411-6221-1050-00000-1-100	Office Principal PEERS Retirement HS	6,028.00
001-2411-6221-1050-01080-1-108	Office Principal PEERS Retirement WHIT	863.00
001-2411-6221-2000-00000-1-100	Office Principal PEERS Retirement JH	2,107.00
001-2411-6221-3000-00000-1-100	Office Principal PEERS Retirement SMS	1,871.00
001-2411-6221-4020-00000-1-100	Office Principal PEERS Retirement HH	1,245.00
001-2411-6221-4030-00000-1-100	Office Principal PEERS Retirement PKV	909.00
001-2411-6221-4040-00000-1-100	Office Principal PEERS Retirement HM	1,082.00
001-2411-6221-4050-00000-1-100	Office Principal PEERS Retirement SKY	1,023.00
001-2411-6221-5020-00000-1-100	Office Principal PEERS Retirement WASH	978.00
001-2411-6231-1050-00000-1-100	Office Principal OASDI HS	4,554.00
001-2411-6231-1050-01080-1-108	Office Principal OASDI WHIT	532.00
001-2411-6231-2000-00000-1-100	Office Principal OASDI JH	1,400.00
001-2411-6231-3000-00000-1-100	Office Principal OASDI SMS	1,356.00

2018-2019 ALL EXPENDITURE ACCOUNTS

Account Code	Account Description	Budget Proposed
001-2411-6231-4020-00000-1-100	Office Principal OASDI HH	877.00
001-2411-6231-4030-00000-1-100	Office Principal OASDI PKV	623.00
001-2411-6231-4040-00000-1-100	Office Principal OASDI HM	730.00
001-2411-6231-4050-00000-1-100	Office Principal OASDI SKY	676.00
001-2411-6231-5020-00000-1-100	Office Principal OASDI WASH	636.00
002-2411-6231-1050-01080-1-108	Office Principal OASDI WHIT	3,954.00
001-2411-6232-1050-00000-1-100	Office Principal Medicare HS	1,065.00
001-2411-6232-1050-01080-1-108	Office Principal Medicare WHIT	124.00
001-2411-6232-2000-00000-1-100	Office Principal Medicare JH	327.00
001-2411-6232-3000-00000-1-100	Office Principal Medicare SMS	317.00
001-2411-6232-4020-00000-1-100	Office Principal Medicare HH	205.00
001-2411-6232-4030-00000-1-100	Office Principal Medicare PKV	146.00
001-2411-6232-4040-00000-1-100	Office Principal Medicare HM	171.00
001-2411-6232-4050-00000-1-100	Office Principal Medicare SKY	158.00
001-2411-6232-5020-00000-1-100	Office Principal Medicare WASH	149.00
002-2411-6232-1050-00000-1-100	Office Principal Medicare HS	4,978.00
002-2411-6232-1050-01080-1-108	Office Principal Medicare WHIT	925.00
002-2411-6232-2000-00000-1-100	Office Principal Medicare JH	3,493.00
002-2411-6232-3000-00000-1-100	Office Principal Medicare SMS	1,199.00
002-2411-6232-4020-00000-1-100	Office Principal Medicare HH	1,300.00
002-2411-6232-4030-00000-1-100	Office Principal Medicare PKV	1,239.00
002-2411-6232-4040-00000-1-100	Office Principal Medicare HM	1,463.00
002-2411-6232-4050-00000-1-100	Office Principal Medicare SKY	1,381.00
002-2411-6232-5020-00000-1-100	Office Principal Medicare WASH	1,483.00
001-2411-6241-1050-00000-1-100	Office Principal Employee Insurance HS	15,283.00
001-2411-6241-1050-01080-1-108	Office Principal Employee Insurance WHIT	4,017.00
001-2411-6241-2000-00000-1-100	Office Principal Employee Insurance JH	8,172.00
001-2411-6241-3000-00000-1-100	Office Principal Employee Insurance SMS	7,232.00
001-2411-6241-4020-00000-1-100	Office Principal Employee Insurance HH	4,017.00
001-2411-6241-4030-00000-1-100	Office Principal Employee Insurance PKV	3,214.00
001-2411-6241-4040-00000-1-100	Office Principal Employee Insurance HM	4,017.00
001-2411-6241-4050-00000-1-100	Office Principal Employee Insurance SKY	4,017.00
001-2411-6241-5020-00000-1-100	Office Principal Employee Insurance WASH	4,017.00
002-2411-6241-1050-00000-1-100	Office Principal Employee Insurance HS	25,714.00
002-2411-6241-2000-00000-1-100	Office Principal Employee Insurance JH	19,285.00
002-2411-6241-3000-00000-1-100	Office Principal Employee Insurance SMS	6,428.00
002-2411-6241-4020-00000-1-100	Office Principal Employee Insurance HH	6,428.00
002-2411-6241-4030-00000-1-100	Office Principal Employee Insurance PKV	6,428.00
002-2411-6241-4040-00000-1-100	Office Principal Employee Insurance HM	6,428.00
002-2411-6241-4050-00000-1-100	Office Principal Employee Insurance SKY	6,428.00
002-2411-6241-5020-00000-1-100	Office Principal Employee Insurance WASH	6,428.00
002-2411-6241-7500-00000-1-100	Office Principal Employee Insurance PCEC	1,929.00
001-2411-6311-1050-00028-1-100	Office Principal Purch Instr Commencement HS	2,926.00
001-2411-6319-1050-00000-1-100	Office Principal Professional Services HS	210.00
001-2411-6319-1050-00028-1-100	Office Principal Prof Serv Commencement HS	7,284.00
001-2411-6319-2000-00000-1-100	Office Principal Professional Services JH	120.00
001-2411-6331-1050-00028-1-100	Office Principa Cleaning Serv Commencement HS	120.00
001-2411-6332-4020-00000-1-100	Office Principal Repair & Maint HH	252.00
001-2411-6333-1050-00028-1-100	Office Princi Building Rental Commencement HS	2,560.00
001-2411-6343-1000-00000-1-100	Office Principal Travel	200.00
001-2411-6343-1050-00012-1-100	Office Principal Travel HS Athletic Dir	480.00
001-2411-6343-1050-00220-1-100	Office Principal Travel HS Norton	871.00
001-2411-6343-1050-00222-1-100	Office Principal Travel HS Doyle	1,471.00
001-2411-6343-1050-00223-1-100	Office Principal Travel HS Curry	971.00
001-2411-6343-1050-00224-1-100	Office Principal Travel HS Wyattte	1,471.00
001-2411-6343-2000-00214-1-100	Office Principal Travel JH Curry	1,602.00
001-2411-6343-2000-00216-1-100	Office Principal Travel JH Barton	490.00
001-2411-6343-2000-00218-1-100	Office Principal Travel JH Noland	200.00
001-2411-6343-3000-00212-1-100	Office Principal Travel SMS Eisenmenger	850.00
001-2411-6343-4020-00201-1-100	Office Principal Travel HH Hieronymus	980.00
001-2411-6343-4030-00201-1-100	Office Principal Travel PKV Jackson	600.00
001-2411-6343-4040-00201-1-100	Office Principal Travel HM Pannier	660.00

2018-2019 ALL EXPENDITURE ACCOUNTS

Account Code	Account Description	Budget Proposed
001-2411-6343-4050-00201-1-100	Office Principal Travel SKY McFatrigh	442.00
001-2411-6343-5020-00201-1-100	Office Principal Travel WASH Volk	250.00
001-2411-6361-1050-00000-1-100	Office Principal Postage Cable HS	8,990.00
001-2411-6361-2000-00000-1-100	Office Principal Postage Cable JH	5,680.00
001-2411-6361-3000-00000-1-100	Office Principal Postage Cable SMS	3,500.00
001-2411-6361-4020-00000-1-100	Office Principal Postage Cable HH	441.00
001-2411-6361-4030-00000-1-100	Office Principal Postage Cable PKV	500.00
001-2411-6361-4040-00000-1-100	Office Principal Postage Cable HM	196.00
001-2411-6361-4050-00000-1-100	Office Principal Postage Cable SKY	500.00
001-2411-6361-5020-00000-1-100	Office Principal Postage Cable WASH	500.00
001-2411-6371-1050-00000-1-100	Office Principal Dues & Membership HS	2,216.00
001-2411-6371-2000-00000-1-100	Office Principal Dues & Membership JH	2,255.00
001-2411-6371-3000-00000-1-100	Office Principal Dues & Membership SMS	744.00
001-2411-6371-4020-00000-1-100	Office Principal Dues & Membership HH	968.00
001-2411-6371-4030-00000-1-100	Office Principal Dues & Membership PKV	759.00
001-2411-6371-4040-00000-1-100	Office Principal Dues & Membership HM	753.00
001-2411-6371-4050-00000-1-100	Office Principal Dues & Membership SKY	770.00
001-2411-6371-5020-00000-1-100	Office Principal Dues & Membership WSH	750.00
001-2411-6411-1000-00000-1-100	Office Principal Supplies	5,610.00
001-2411-6411-1050-00000-1-100	Office Principal Supplies HS	1,055.00
001-2411-6411-1050-00028-1-100	Office Principal Supplies Commencement HS	6,675.00
001-2411-6411-2000-00000-1-100	Office Principal Supplies JH	990.00
001-2411-6411-3000-00000-1-100	Office Principal Supplies SMS	450.00
FUNCTION 2411 TOTAL	Office of the Principal Services	1,860,586.00
002-2521-6121-1000-00000-1-100	Fiscal Service Certified Sub Part Time Salari	45,001.00
001-2521-6151-1000-00000-1-100	Fiscal Service Classified Salaries Full Time	50,045.00
001-2521-6221-1000-00000-1-100	Fiscal Service PEERS Retirement	3,872.00
001-2521-6231-1000-00000-1-100	Fiscal Service OASDI	3,103.00
002-2521-6231-1000-00000-1-100	Fiscal Service OASDI	2,790.00
001-2521-6232-1000-00000-1-100	Fiscal Service Medicare	726.00
002-2521-6232-1000-00000-1-100	Fiscal Service Medicare	653.00
001-2521-6241-1000-00000-1-100	Fiscal Service Employee Insurance	6,428.00
001-2521-6316-1000-00000-1-100	Fiscal Service Data Processing/Tech Services	52,915.00
001-2521-6371-1000-00000-1-100	Fiscal Service Dues & Membership	1,000.00
001-2521-6411-1000-00000-1-100	Fiscal Service Supplies	2,224.00
004-2521-6544-1000-00000-1-100	Fiscal Service Technology Software	3,200.00
FUNCTION 2521 TOTAL	Fiscal Service Area Direction	171,957.00
001-2523-6319-1000-00000-1-100	Receiving & Disbursing Funds Professional Ser	4,600.00
FUNCTION 2523 TOTAL	Receiving and Disbursing Funds Serv	4,600.00
001-2525-6412-1000-00000-1-100	Financial Accounting Serv Tech Supplies	16,065.00
FUNCTION 2525 TOTAL	Financial Accounting Serv	16,065.00
001-2529-6319-1000-00044-4-100	Other Fiscal Serv Other Prof Serv Claim Care	20,000.00
001-2529-6319-7500-00043-4-000	Other Fiscal Serv Professional Serv PCEC SDAC	8,000.00
001-2529-6398-1000-00000-1-100	Other Fiscal Serv Other Prior Year Expenses	500.00
FUNCTION 2529 TOTAL	Other Fiscal Servcies	28,500.00
002-2541-6111-1000-00000-1-100	Office of Supt Cert Salary FT Operatio Maint	32,428.00
001-2541-6151-1000-00000-1-100	Operation Maint Classified Salaries Full Time	57,164.00
002-2541-6211-1000-00000-1-100	Teacher Retirement	4,981.00
001-2541-6221-1000-00000-1-100	Operation Maint PEERS Retirement	4,361.00
001-2541-6231-1000-00000-1-100	Operation Maint OASDI	3,544.00
001-2541-6232-1000-00000-1-100	Operation Maint Medicare	829.00
002-2541-6232-1000-00000-1-100	Medicare	470.00
001-2541-6241-1000-00000-1-100	Operation Maint Employee Insurance	6,428.00
002-2541-6241-1000-00000-1-100	Employee Insurance	1,929.00
001-2541-6334-0900-00000-1-100	Operation & Maint Rentals Equipment	20,000.00
001-2541-6335-1000-00000-1-100	Operation Maint Water Sewer	115,000.00
001-2541-6343-0900-00000-1-100	Operation & Maint Travel	3,500.00
001-2541-6351-1000-00000-1-100	Operation Maint Property Insurance	220,749.00
001-2541-6481-1000-00000-1-100	Operation Maint Electric	909,015.00
001-2541-6482-1000-00000-1-100	Operation Maint Natural Gas	137,500.00
001-2541-6486-0900-00000-1-100	Operation & Maint Bus Gasoline/Diesel	24,000.00
004-2541-6551-1000-00000-1-100	Operation Maint Vehicle Except School Buses	30,000.00

2018-2019 ALL EXPENDITURE ACCOUNTS

Account Code	Account Description	Budget Proposed
FUNCTION 2541 TOTAL	Operation & Maint Serv Area Dir	1,571,898.00
001-2542-6151-1000-00000-1-100	Care & Upkp Blg Classified Sal Full Time CO	374,360.00
001-2542-6151-1050-00000-1-100	Care & Upkp Blg Classified Sal Full Time HS	266,540.00
001-2542-6151-2000-00000-1-100	Care & Upkp Blg Classified Sal Full Time JH	253,490.00
001-2542-6151-3000-00000-1-100	Care & Upkp Blg Classified Sal Full Time SMS	150,285.00
001-2542-6151-4020-00000-1-100	Care & Upkp Blg Classified Sal Full Time HH	66,600.00
001-2542-6151-4030-00000-1-100	Care & Upkp Blg Classified Sal Full Time PKV	81,660.00
001-2542-6151-4040-00000-1-100	Care & Upkp Blg Classified Sal Full Time HM	74,890.00
001-2542-6151-4050-00000-1-100	Care & Upkp Blg Classified Sal Full Time SKY	95,340.00
001-2542-6151-5020-00000-1-100	Care & Upkp Blg Classified Sal Full Time WASH	59,000.00
001-2542-6161-1000-00000-1-100	Care & Upkp Blg Classified Sal Full Time CO	6,584.00
001-2542-6161-1050-00000-1-100	Care & Upkp Blg Classified Sal Part Time HS	2,253.00
001-2542-6161-1050-01080-1-108	Care & Upkp Blg Classified Sal Part Time WHIT	16,591.00
001-2542-6161-3000-00000-1-100	Care & Upkp Blg Classified Sal Part Time SMS	1,633.00
001-2542-6161-4020-00000-1-100	Care & Upkp Blg Classified Sal Part Time HH	113.00
001-2542-6161-4030-00000-1-100	Care & Upkp Blg Classified Sal Part Time PKV	338.00
001-2542-6161-4040-00000-1-100	Care & Upkp Blg Classified Sal Part Time HM	789.00
001-2542-6161-4050-00000-1-100	Care & Upkp Blg Classified Sal Part Time SKY	225.00
001-2542-6161-5020-00000-1-100	Care & Upkp Blg Classified Sal Part Time WASH	7,575.00
001-2542-6171-1000-00000-1-100	Care & Upkp Blg Classified Unused Leave/Sever	1,934.00
001-2542-6211-1000-00000-1-100	Care & Upkp Blg Retirement	245.00
001-2542-6221-1000-00000-1-100	Care & Upkp Blg PEERS Retirement	30,409.00
001-2542-6221-1050-00000-1-100	Care & Upkp Blg PEERS Retirement HS	21,798.00
001-2542-6221-2000-00000-1-100	Care & Upkp Blg PEERS Retirement JH	20,683.00
001-2542-6221-3000-00000-1-100	Care & Upkp Blg PEERS Retirement SMS	12,396.00
001-2542-6221-4020-00000-1-100	Care & Upkp Blg PEERS Retirement HH	5,447.00
001-2542-6221-4030-00000-1-100	Care & Upkp Blg PEERS Retirement PKV	6,480.00
001-2542-6221-4040-00000-1-100	Care & Upkp Blg PEERS Retirement HM	6,235.00
001-2542-6221-4050-00000-1-100	Care & Upkp Blg PEERS Retirement SKY	7,858.00
001-2542-6221-5020-00000-1-100	Care & Upkp Blg PEERS Retirement WASH	4,926.00
001-2542-6231-1000-00000-1-100	Care & Upkp Blg OASDI	23,634.00
001-2542-6231-1050-00000-1-100	Care & Upkp Blg OASDI HS	16,665.00
001-2542-6231-1050-01080-1-108	Care & Upkp Blg OASDI WHIT	1,029.00
001-2542-6231-2000-00000-1-100	Care & Upkp Blg OASDI JH	15,716.00
001-2542-6231-3000-00000-1-100	Care & Upkp Blg OASDI SMS	9,419.00
001-2542-6231-4020-00000-1-100	Care & Upkp Blg OASDI HH	4,136.00
001-2542-6231-4030-00000-1-100	Care & Upkp Blg OASDI PKV	5,084.00
001-2542-6231-4040-00000-1-100	Care & Upkp Blg OASDI HM	4,692.00
001-2542-6231-4050-00000-1-100	Care & Upkp Blg OASDI SKY	5,925.00
001-2542-6231-5020-00000-1-100	Care & Upkp Blg OASDI WASH	4,128.00
001-2542-6232-1000-00000-1-100	Care & Upkp Blg Medicare	5,552.00
001-2542-6232-1050-00000-1-100	Care & Upkp Blg Medicare HS	3,898.00
001-2542-6232-1050-01080-1-108	Care & Upkp Blg Medicare WHIT	241.00
001-2542-6232-2000-00000-1-100	Care & Upkp Blg Medicare JH	3,676.00
001-2542-6232-3000-00000-1-100	Care & Upkp Blg Medicare SMS	2,203.00
001-2542-6232-4020-00000-1-100	Care & Upkp Blg Medicare HH	967.00
001-2542-6232-4030-00000-1-100	Care & Upkp Blg Medicare PKV	1,189.00
001-2542-6232-4040-00000-1-100	Care & Upkp Blg Medicare HM	1,097.00
001-2542-6232-4050-00000-1-100	Care & Upkp Blg Medicare SKY	1,386.00
001-2542-6232-5020-00000-1-100	Care & Upkp Blg Medicare WASH	965.00
001-2542-6241-1000-00000-1-100	Caare & Upkp Blg Employee Insurance	64,284.00
001-2542-6241-1050-00000-1-100	Care & Upkp Blg Employee Insurance HS	51,454.00
001-2542-6241-2000-00000-1-100	Care & Upkp Blg Employee Insurance JH	48,213.00
001-2542-6241-3000-00000-1-100	Care & Upkp Blg Employee Insurance SMS	30,535.00
001-2542-6241-4020-00000-1-100	Care & Upkp Blg Employee Insurance HH	12,841.00
001-2542-6241-4030-00000-1-100	Care & Upkp Blg Employee Insurance PKV	12,857.00
001-2542-6241-4040-00000-1-100	Care & Upkp Blg Employee Insurance HM	16,071.00
001-2542-6241-4050-00000-1-100	Care & Upkp Blg Employee Insurance SKY	19,285.00
001-2542-6241-5020-00000-1-100	Care & Upkp Blg Employee Insurance WASH	12,857.00
001-2542-6331-1000-00000-1-100	Care & Upkp Building Serv Cleaning Service	1,000.00
001-2542-6339-0900-00000-1-100	Care & Upkp Blg Other Property Services	167,188.00
001-2542-6411-0900-00000-1-100	Care & Upkp Blg Supplies Maintenance	366,141.00

2018-2019 ALL EXPENDITURE ACCOUNTS

Account Code	Account Description	Budget Proposed
001-2542-6411-0900-00105-1-100	Care & Upkp Bld Stadium Construction Supplies	7,500.00
001-2542-6411-0900-00990-1-100	Care & Upkp Bld Supplies Pool	15,350.00
001-2542-6411-1050-00868-1-100	Care & Upkp Bld Infill Construction Supply HS	10,000.00
004-2542-6521-1000-00000-1-100	Care & Upkp Bld Imp to Bldg Roofs	200,000.00
004-2542-6531-1000-00000-1-100	Parking Lot Repair Projects	230,000.00
004-2542-6541-0900-00990-1-100	Care & Upkp Bld Equipment Pool	17,000.00
FUNCTION 2542 TOTAL	Care and Upkeep of Building Serv	2,970,855.00
001-2543-6332-1000-00000-1-100	Care & Upkp Grounds Repair & Maint	60,000.00
001-2543-6332-1050-00000-1-100	Care & Upkp Grounds Repair & Maint HS	413.00
001-2543-6332-2000-00000-1-100	Care & Upkp Grounds Repair & Maint JH	526.00
001-2543-6336-1000-00000-1-100	Care & Upkp Grounds Trash Removal	18,000.00
001-2543-6411-0900-00000-1-100	Care & Upkp Grounds Supplies Athletic Fields	5,000.00
004-2543-6531-1000-00000-1-100	Care & Upkp Groun Improvement Other Than Bldg	128,300.00
FUNCTION 2543 TOTAL	Care and Upkeep of Grounds Services	212,239.00
001-2544-6332-0900-00000-1-100	Care & Upkp Equipment Repair & Maint	26,831.00
001-2544-6332-1050-00000-1-100	Care & Upkp Equipment Repair & Maint HS	68.00
001-2544-6411-0900-00000-1-100	Care & Upkp Supplies	233,978.00
001-2544-6411-1050-00869-1-100	HS 9th Grade Addition Construction Supplies	10,000.00
FUNCTION 2544 TOTAL	Care and Upkeep of Equipment Serv	270,877.00
001-2545-6332-0900-00000-1-100	Vehicle Service Repair & Maint	26,450.00
001-2545-6334-1000-00000-1-100	Vehicle Service Rentals- Equipment	1,643.00
001-2545-6351-1000-00000-1-100	Vehicle Service Property Insurance	16,273.00
001-2545-6411-0900-00000-1-100	Vehicle Service Supplies	4,600.00
FUNCTION 2545 TOTAL	Vehicle Servicing & Maint Services	48,966.00
002-2546-6111-1000-00000-1-100	Office of Supt Cert Salary FT Security Serv	36,661.00
001-2546-6151-1000-00000-1-100	Security Serv Classified Salaries Full Time	91,206.00
001-2546-6161-2000-00000-1-100	Security Services Classified Salaries PT JH	3,515.00
001-2546-6161-3000-00000-1-100	Security Services Classified Salaries PT MS	3,515.00
002-2546-6211-1000-00000-1-100	Teacher Retirement	5,622.00
001-2546-6221-1000-00000-1-100	Non Teacher Retirement	7,794.00
001-2546-6231-1000-00000-1-100	OASDI	5,655.00
001-2546-6231-2000-00000-1-100	OASDI	218.00
001-2546-6231-3000-00000-1-100	OASDI	218.00
001-2546-6232-1000-00000-1-100	Medicare	1,322.00
001-2546-6232-2000-00000-1-100	Medicare	51.00
001-2546-6232-3000-00000-1-100	Medicare	51.00
002-2546-6232-1000-00000-1-100	Medicare	532.00
001-2546-6241-1000-00000-1-100	Employee Insurance	22,498.00
002-2546-6241-1000-00000-1-100	Employee Insurance	2,121.00
001-2546-6313-1000-00000-1-100	Security Services Pupil Services Non Payroll	53,867.00
001-2546-6319-1050-00000-1-100	Security Services Other Professional Serv HS	125.00
001-2546-6352-1000-00000-1-100	Security Services Liability Insurance	1,133.00
001-2546-6411-1000-00000-1-100	Security Services Supplies	1,500.00
FUNCTION 2546 TOTAL	Security Services	237,604.00
002-2551-6111-1000-00000-1-100	Office of Supt Cert Salary FT District Trans	36,661.00
002-2551-6211-1000-00000-1-100	Teacher Retirement	5,622.00
002-2551-6232-1000-00000-1-100	Medicare	532.00
002-2551-6241-1000-00000-1-100	Employee Insurance	2,121.00
001-2551-6341-1000-00000-1-100	Contracted Trans Pupil To From School	1,165,155.00
001-2551-6341-1000-45100-4-100	Contracted Trans Pupil To From School	8,820.00
001-2551-6341-1000-45200-4-100	Contracted Trans Pupil To From School	4,500.00
001-2551-6341-1000-49201-4-100	Contracted Trans Pupil To From School	18,000.00
001-2551-6342-1000-00000-1-100	Contracted Trans Pupil Trans NR Activity Trip	89,125.00
001-2551-6342-1050-00000-1-100	Contracted Trans Pupil Trans Activity Trip HS	13,124.00
001-2551-6342-1050-00019-1-100	Contracted Trans Pupil Trans NR HS JROTC	152.00
001-2551-6342-2000-00000-1-100	Contracted TransPupil Trans Activity Trips JH	2,550.00
001-2551-6342-3000-00000-1-100	Contracted TransPupil Trans ActivityTrips SMS	522.00
001-2551-6486-1000-00000-1-100	Contracted Trans Pupil Trans Bus Gasoline/Die	150,000.00
001-2551-6486-1000-45100-4-100	Contracted Trans Gasoline/Diesel Title I Fed	1,000.00
001-2551-6486-1000-45200-4-100	Contracted Trans Gas/Diesel Title I C Migrant	810.00
001-2551-6486-1000-49201-4-100	Contracted Trans Gasoline/Diesel Title VI B	3,000.00
FUNCTION 2551 TOTAL	Contracted Trans Serv for Students	1,501,694.00

2018-2019 ALL EXPENDITURE ACCOUNTS

Account Code	Account Description	Budget Proposed
001-2552-6151-1000-46300-4-100	District Trans Class Sal Full Time Homeless	8,043.00
001-2552-6161-1000-00000-1-100	District Transportation Class Sal Part Time	4,255.00
001-2552-6221-1000-46300-4-100	District Transportation PEERS Retirement Home	552.00
001-2552-6231-1000-00000-1-100	District Transportation OASDI	264.00
001-2552-6231-1000-46300-4-100	District Transportation OASDI Homeless	499.00
001-2552-6232-1000-00000-1-100	District Transportation Medicare	62.00
001-2552-6232-1000-46300-4-100	District Transportation Medicare Homeless	117.00
001-2552-6241-1000-46300-4-100	District Transportation Employee Insurance Ho	13.00
001-2552-6319-1000-00000-1-100	District Transportation Professional Service	1,416.00
001-2552-6411-1000-00000-1-100	District Transportation Supplies	170.00
FUNCTION 2552 TOTAL	Dist Operated NonDisabled Trans Ser	15,391.00
001-2553-6341-1000-12210-3-700	Contract Trans Disabilities Pupil To From Sch	94,695.00
001-2553-6341-1000-44100-4-700	Contract Trans Disabilities Pupil To From Sch	119,000.00
001-2553-6342-1000-12210-3-700	Contracted Trans Disabilities Non Route Sp Ed	305.00
001-2553-6486-1000-44100-4-700	Contracted Trans Disabilities Gas/Diesel SpEd	11,000.00
FUNCTION 2553 TOTAL	Contracted Trans Ser Stud wDisab	225,000.00
001-2554-6151-1000-12210-3-700	Sp Ed Transportation Classified Sal Full Time	5,387.00
001-2554-6231-1000-12210-3-700	OASDI	334.00
001-2554-6232-1000-12210-3-700	Medicare	78.00
FUNCTION 2554 TOTAL	Dist Oper Trans IDEA	5,799.00
001-2557-6341-1000-44100-4-700	ESEA/IDEA Pupil To From School PPS	300.00
FUNCTION 2557 TOTAL	ESEA/IDEA Transportation Cost	300.00
001-2559-6161-7500-12810-3-700	ECSE Transportation Classified Sal Part Time	10,773.00
001-2559-6231-7500-12810-3-700	ECSE Transportation OASDI	668.00
001-2559-6232-7500-12810-3-700	ECSE Transportation Medicare	156.00
001-2559-6319-7500-44200-4-700	ECSE Transportation Other Professional Serv	100.00
001-2559-6341-7500-44200-4-700	ECSE Transportation Pupil To From School	82,357.00
001-2559-6411-7500-44200-4-700	ECSE Transportation Supplies	9,900.00
001-2559-6486-7500-44200-4-700	ECSE Transportation Gasoline/Diesel	12,000.00
FUNCTION 2559 TOTAL	Early Child SpEd Transportation Serv	115,954.00
001-2561-6151-1000-00045-1-045	Food Service Classified Salaries Full Time HS	50,231.00
001-2561-6151-1000-00046-1-045	Food Service Classified Salaries Full Time HS	50,231.00
001-2561-6151-2000-00045-1-045	Food Service Classified Salaries Full Time JH	29,500.00
001-2561-6221-1000-00045-1-045	Food Service PEERS Retirement	4,224.00
001-2561-6221-1000-00046-1-045	Food Service PEERS Retirement	4,224.00
001-2561-6221-2000-00045-1-045	Food Service PEERS Retirement Lunch JH	2,463.00
001-2561-6231-1000-00045-1-045	OASDI	3,114.00
001-2561-6231-1000-00046-1-045	OASDI	3,114.00
001-2561-6231-2000-00045-1-045	Food Service OASDI Lunch JH	1,829.00
001-2561-6232-1000-00045-1-045	Medicare	728.00
001-2561-6232-1000-00046-1-045	Medicare	728.00
001-2561-6232-2000-00045-1-045	Food Service Medicare Lunch JH	428.00
001-2561-6241-1000-00045-1-045	Employee Insurance	11,386.00
001-2561-6241-1000-00046-1-045	Employee Insurance	11,386.00
001-2561-6241-2000-00045-1-045	Food Service Employee Insurance JH	6,428.00
001-2561-6332-1000-00045-1-045	Food Service Repair & Maint	6,685.00
001-2561-6336-1000-00045-1-045	Food Service Trash Removal	4,050.00
001-2561-6343-1000-00045-1-045	Food Service Travel	2,000.00
FUNCTION 2561 TOTAL	Food Service Area Direction	192,749.00
001-2562-6151-1050-00045-1-045	Food Prep Classified Salaries Full Time HS	51,657.00
001-2562-6151-1050-00046-1-045	Food Prep Classified Salaries Full Time HS	51,657.00
001-2562-6151-2000-00045-1-045	Food Prep Classified Salaries Full Time JH	83,779.00
001-2562-6151-2000-00046-1-045	Food Prep Classified Salaries Full Time JH	55,799.00
001-2562-6151-3000-00045-1-045	Food Prep Classified Salaries FullTime SMS	31,177.00
001-2562-6151-3000-00046-1-045	Food Prep Classified Salaries FullTime SMS	15,962.00
001-2562-6151-4020-00045-1-045	Food Prep Classified Salaries Full Time HH	26,878.00
001-2562-6151-4020-00046-1-045	Food Prep Classified Salaries Full Time HH	26,878.00
001-2562-6151-4030-00045-1-045	Food Prep Classified Salaries FullTime PKV	23,856.00
001-2562-6151-4030-00046-1-045	Food Prep Classified Salaries FullTime PKV	23,856.00
001-2562-6151-4040-00045-1-045	Food Prep Classified Salaries Full Time HM	21,180.00
001-2562-6151-4040-00046-1-045	Food Prep Classified Salaries Full Time HM	21,180.00
001-2562-6151-4050-00045-1-045	Food Prep Classified Salaries FullTime SKY	20,416.00

2018-2019 ALL EXPENDITURE ACCOUNTS

Account Code	Account Description	Budget Proposed
001-2562-6151-4050-00046-1-045	Food Prep Classified Salaries FullTime SKY	20,416.00
001-2562-6151-5020-00045-1-045	Food Prep Classified Sal Full Time WASH	22,239.00
001-2562-6151-5020-00046-1-045	Food Prep Classified Sal Full Time WASH	22,239.00
001-2562-6161-1050-00045-1-045	Food Prep Classified Salary Part Time HS	7,659.00
001-2562-6161-1050-00046-1-045	Food Prep Classified Salary Part Time HS	7,659.00
001-2562-6161-3000-00045-1-045	Food Prep Classified Salary Part Time SMS	16,963.00
001-2562-6161-3000-00046-1-045	Food Prep Classified Salary Part Time SMS	16,963.00
001-2562-6161-4020-00045-1-045	Food Prep Classified Salary Part Time HH	9,590.00
001-2562-6161-4020-00046-1-045	Food Prep Classified Salary Part Time HH	9,590.00
001-2562-6161-4030-00045-1-045	Food Prep Classified Salary Part Time PKV	5,747.00
001-2562-6161-4030-00046-1-045	Food Prep Classified Salary Part Time PKV	5,747.00
001-2562-6161-4040-00045-1-045	Food Prep Classified Salary Part Time HM	3,678.00
001-2562-6161-4040-00046-1-045	Food Prep Classified Salary Part Time HM	3,678.00
001-2562-6161-4050-00045-1-045	Food Prep Classified Salary Part Time SKY	10,674.00
001-2562-6161-4050-00046-1-045	Food Prep Classified Salary Part Time SKY	10,674.00
001-2562-6161-5020-00045-1-045	Food Prep Classified Sal Part Time WASH	3,309.00
001-2562-6161-5020-00046-1-045	Food Prep Classified Sal Part Time WASH	3,309.00
001-2562-6171-1000-00000-1-100	Food Prep Classified Unused Leave/Severanc	986.00
001-2562-6221-1050-00045-1-045	Food Prep PEERS Retirement HS Lunch	5,575.00
001-2562-6221-1050-00046-1-045	Food Prep PEERS Retirement HS Brkft	5,575.00
001-2562-6221-2000-00045-1-045	Food Prep PEERS Retirement JH Lunch	8,108.00
001-2562-6221-2000-00046-1-045	Food Prep PEERS Retirement JH Brkft	5,749.00
001-2562-6221-3000-00045-1-045	Food Prep PEERS Retirement SMS Lunch	3,659.00
001-2562-6221-3000-00046-1-045	Food Prep PEERS Retirement SMS Brkft	2,066.00
001-2562-6221-4020-00045-1-045	Food Prep PEERS Retirement HH Lunch	3,128.00
001-2562-6221-4020-00046-1-045	Food Prep PEERS Retirement HH Brkft	3,128.00
001-2562-6221-4030-00045-1-045	Food Prep PEERS Retirement PKV Lunch	2,460.00
001-2562-6221-4030-00046-1-045	Food Prep PEERS Retirement PKV Brkft	2,460.00
001-2562-6221-4040-00045-1-045	Food Prep PEERS Retirement HM Lunch	2,529.00
001-2562-6221-4040-00046-1-045	Food Prep PEERS Retirement HM Brkft	2,529.00
001-2562-6221-4050-00045-1-045	Food Prep PEERS Retirement SKY Lunch	2,169.00
001-2562-6221-4050-00046-1-045	Food Prep PEERS Retirement SKY Brkft	2,169.00
001-2562-6221-5020-00045-1-045	Food Prep PEERS Retirement WASH Lunch	2,576.00
001-2562-6221-5020-00046-1-045	Food Prep PEERS Retirement WASH Brkft	2,576.00
001-2562-6231-1000-00000-1-100	Food Prep OASDI	61.00
001-2562-6231-1050-00045-1-045	Food Prep OASDI HS Lunch	3,678.00
001-2562-6231-1050-00046-1-045	Food Prep OASDI HS Brkft	3,678.00
001-2562-6231-2000-00045-1-045	Food Prep OASDI JH Lunch	5,194.00
001-2562-6231-2000-00046-1-045	Food Prep OASDI JH Brkft	3,460.00
001-2562-6231-3000-00045-1-045	Food Prep OASDI SMS Lunch	2,985.00
001-2562-6231-3000-00046-1-045	Food Prep OASDI SMS Brkft	2,041.00
001-2562-6231-4020-00045-1-045	Food Prep OASDI HH Lunch	2,261.00
001-2562-6231-4020-00046-1-045	Food Prep OASDI HH Brkft	2,261.00
001-2562-6231-4030-00045-1-045	Food Prep OASDI PKV Lunch	1,835.00
001-2562-6231-4030-00046-1-045	Food Prep OASDI PKV Brkft	1,835.00
001-2562-6231-4040-00045-1-045	Food Prep OASDI HM Lunch	1,541.00
001-2562-6231-4040-00046-1-045	Food Prep OASDI HM Brkft	1,541.00
001-2562-6231-4050-00045-1-045	Food Prep OASDI SKY Lunch	1,928.00
001-2562-6231-4050-00046-1-045	Food Prep OASDI SKY Brkft	1,928.00
001-2562-6231-5020-00045-1-045	Food Prep OASDI WASH Lunch	1,584.00
001-2562-6231-5020-00046-1-045	Food Prep OASDI WASH Brkft	1,584.00
001-2562-6232-1000-00000-1-100	Food Prep Medicare	14.00
001-2562-6232-1050-00045-1-045	Food Prep Medicare HS Lunch	860.00
001-2562-6232-1050-00046-1-045	Food Prep Medicare HS Brkft	860.00
001-2562-6232-2000-00045-1-045	Food Prep Medicare JH Lunch	1,215.00
001-2562-6232-2000-00046-1-045	Food Prep Medicare JH Brkft	809.00
001-2562-6232-3000-00045-1-045	Food Prep Medicare SMS Lunch	698.00
001-2562-6232-3000-00046-1-045	Food Prep Medicare SMS Brkft	477.00
001-2562-6232-4020-00045-1-045	Food Prep Medicare HH Lunch	529.00
001-2562-6232-4020-00046-1-045	Food Prep Medicare HH Brkft	529.00
001-2562-6232-4030-00045-1-045	Food Prep Medicare PKV Lunch	429.00
001-2562-6232-4030-00046-1-045	Food Prep Medicare PKV Brkft	429.00

2018-2019 ALL EXPENDITURE ACCOUNTS

Account Code	Account Description	Budget Proposed
001-2562-6232-4040-00045-1-045	Food Prep Medicare HM Lunch	360.00
001-2562-6232-4040-00046-1-045	Food Prep Medicare HM Brkft	360.00
001-2562-6232-4050-00045-1-045	Food Prep Medicare SKY Lunch	451.00
001-2562-6232-4050-00046-1-045	Food Prep Medicare SKY Brkft	451.00
001-2562-6232-5020-00045-1-045	Food Prep Medicare WASH Lunch	370.00
001-2562-6232-5020-00046-1-045	Food Prep Medicare WASH Brkft	370.00
001-2562-6241-1050-00045-1-045	Food Prep Employee Insurance HS	29,743.00
001-2562-6241-1050-00046-1-045	Food Prep Employee Insurance HS	29,743.00
001-2562-6241-2000-00045-1-045	Food Prep Employee Insurance JH	34,557.00
001-2562-6241-2000-00046-1-045	Food Prep Employee Insurance JH	28,129.00
001-2562-6241-3000-00045-1-045	Food Prep Employee Insurance SMS	16,081.00
001-2562-6241-3000-00046-1-045	Food Prep Employee Insurance SMS	8,046.00
001-2562-6241-4020-00045-1-045	Food Prep Employee Insurance HH	12,043.00
001-2562-6241-4020-00046-1-045	Food Prep Employee Insurance HH	12,043.00
001-2562-6241-4030-00045-1-045	Food Prep Employee Insurance PKV	12,052.00
001-2562-6241-4030-00046-1-045	Food Prep Employee Insurance PKV	12,052.00
001-2562-6241-4040-00045-1-045	Food Prep Employee Insurance HM	12,052.00
001-2562-6241-4040-00046-1-045	Food Prep Employee Insurance HM	12,052.00
001-2562-6241-4050-00045-1-045	Food Prep Employee Insurance SKY	11,249.00
001-2562-6241-4050-00046-1-045	Food Prep Employee Insurance SKY	11,249.00
001-2562-6241-5020-00045-1-045	Food Prep Employee Insurance WASH	12,052.00
001-2562-6241-5020-00046-1-045	Food Prep Employee Insurance WASH	12,052.00
001-2562-6339-1000-00045-1-045	Food Prep Linen Services	10,000.00
001-2562-6411-1000-00045-1-045	Food Prep Non Food Supplies	215,075.00
001-2562-6471-1000-00045-1-045	Food Prep Food Supplies	1,132,105.00
004-2562-6541-1000-00045-1-045	Food Prep Equipment Replacement	41,725.00
FUNCTION 2562 TOTAL	Food Preparation & Dispensing Serv	2,404,557.00
001-2563-6486-1000-00045-1-045	Food Service Delivery Gasoline/Diesel	1,400.00
FUNCTION 2563 TOTAL	Food Delivery Services	1,400.00
001-2569-6319-1000-00045-1-045	Other Food Service Professional Services	385.00
001-2569-6361-1000-00045-1-045	Other Food Service Postage	1,045.00
001-2569-6371-1000-00045-1-045	Other Food Service Dues & Membership	142.00
001-2569-6411-1000-00045-1-045	Other Food Service Supplies	1,200.00
001-2569-6412-1000-00045-1-045	Other Food Service Tech Supplies	622.00
FUNCTION 2569 TOTAL	Other Food Services	3,394.00
001-2572-6411-1050-00000-1-100	Purchasing Services Supplies HS	2,780.00
FUNCTION 2572 TOTAL	Purchasing Services	2,780.00
001-2573-6319-1000-00000-1-100	Warehousing Transport Prof Service	3,100.00
001-2573-6411-1000-00000-1-100	Warehousing Supplies	65,000.00
FUNCTION 2573 TOTAL	Warehousing & Distributing Services	68,100.00
001-2574-6334-1000-00000-1-100	Printing & Duplicating Copier Lease	25,000.00
001-2574-6334-1050-00000-1-100	Printing & Duplicating Copier Lease HS	10,000.00
001-2574-6334-1050-01080-1-108	Printing & Duplicating Copier Lease WHIT	2,900.00
001-2574-6334-2000-00000-1-100	Printing & Duplicating Copier Lease JH	14,000.00
001-2574-6334-3000-00000-1-100	Printing & Duplicating Copier Lease SMS	10,000.00
001-2574-6334-4020-00000-1-100	Printing & Duplicating Copier Lease HH	10,000.00
001-2574-6334-4030-00000-1-100	Printing & Duplicating Copier Lease PKV	9,000.00
001-2574-6334-4040-00000-1-100	Printing & Duplicating Copier Lease HM	6,500.00
001-2574-6334-4050-00000-1-100	Printing & Duplicating Copier Lease SKY	6,500.00
001-2574-6334-5020-00000-1-100	Printing & Duplicating Copier Lease WASH	7,500.00
001-2574-6363-1000-00000-1-100	Printing & Duplicating Printing & Binding	13,000.00
001-2574-6363-1000-00062-1-100	Printing & Duplicating Printing & Binding DO	45,000.00
001-2574-6363-1050-00000-1-100	Printing & Duplicating Printing & Binding HS	6,000.00
001-2574-6363-1050-00062-1-100	Printing & Duplicating Printing & Binding HS	21,000.00
001-2574-6363-1050-00062-1-108	Printing & Duplicating Printing & Bindin WHIT	3,000.00
001-2574-6363-2000-00000-1-100	Printing & Duplicating Printing & Binding JH	5,000.00
001-2574-6363-2000-00062-1-100	Printing & Duplicating Printing & Binding JH	21,000.00
001-2574-6363-3000-00062-1-100	Printing & Duplicating Printing & Binding SMS	21,000.00
001-2574-6363-4020-00062-1-100	Printing & Duplicating Printing & Binding HH	15,000.00
001-2574-6363-4030-00062-1-100	Printing & Duplicating Printing & Binding PKV	11,000.00
001-2574-6363-4040-00062-1-100	Printing & Duplicating Printing & Binding HM	9,500.00
001-2574-6363-4050-00062-1-100	Printing & Duplicating Printing & Binding SKY	13,500.00

2018-2019 ALL EXPENDITURE ACCOUNTS

Account Code	Account Description	Budget Proposed
001-2574-6363-5020-00062-1-100	Printing & Duplicating Printing & Binding WASH	7,500.00
001-2574-6411-1000-00000-1-100	Printing & Duplicating Supplies DO	14,780.00
001-2574-6411-1000-00045-1-045	Printing & Duplicating Supplies Food Service	130.00
001-2574-6411-1050-00000-1-100	Printing & Duplicating Supplies HS	12,000.00
001-2574-6411-1050-01080-1-108	Printing & Duplicating Supplies WHIT	683.00
001-2574-6411-2000-00000-1-100	Printing & Duplicating Supplies JH	10,000.00
001-2574-6411-3000-00000-1-100	Printing & Duplicating Supplies SMS	7,830.00
001-2574-6411-4020-00000-1-100	Printing & Duplicating Supplies HH	9,000.00
001-2574-6411-4030-00000-1-100	Printing & Duplicating Supplies PKV	5,170.00
001-2574-6411-4040-00000-1-100	Printing & Duplicating Supplies HM	3,200.00
001-2574-6411-4050-00000-1-100	Printing & Duplicating Supplies SKY	6,000.00
001-2574-6411-5020-00000-1-100	Printing & Duplicating Supplies WASH	4,000.00
FUNCTION 2574 TOTAL	Printing Publish & Duplicating Ser	365,693.00
001-2632-6343-1000-00000-1-100	Internal Information Serv Travel	1,500.00
001-2632-6371-1000-00000-1-100	Internal Information Ser Dues & Membership	1,000.00
001-2632-6411-1000-00000-1-100	Internal Information Serv Supplies	3,800.00
FUNCTION 2632 TOTAL	Internal Information Services	6,300.00
002-2633-6111-1000-00000-1-100	Public Information Serv Cert Salary Full Time	78,667.00
001-2633-6161-1000-00000-1-100	Public Information Serv Class Sal Part Time	7,491.00
002-2633-6211-1000-00000-1-100	Public Information Serv PSRS Retirement	12,335.00
001-2633-6231-1000-00000-1-100	Public Information Serv OASDI	464.00
001-2633-6232-1000-00000-1-100	Public Information Serv Medicare	109.00
002-2633-6232-1000-00000-1-100	Public Information Serv Medicare	1,141.00
002-2633-6241-1000-00000-1-100	Public Information Serv Employee Insurance	6,428.00
FUNCTION 2633 TOTAL	Public Information Services	106,635.00
001-2642-6319-1000-00000-1-100	Recruitment & Placement Other Prof Services	805.00
001-2642-6362-1000-00000-1-100	Recruitment & Placement Advertising	625.00
FUNCTION 2642 TOTAL	Recruitment & Placement Serv	1,430.00
002-3511-6111-7500-32400-3-100	Early Childhood Cert Salaries Full Time PAT	15,131.00
001-3511-6151-7500-32400-3-100	Early Childhood Class Salaries Full Time PAT	24,010.00
002-3511-6151-7500-32400-3-100	Early Childhood Class Salaries Full Time PAT	22,249.00
002-3511-6161-7500-32400-3-100	Early Childhood Class Salary Part Time PAT	45,670.00
002-3511-6211-7500-32400-3-100	Early Childhood PSRS Retirement PAT	3,818.00
001-3511-6221-7500-32400-3-100	Early Childhood PEERS Retirement PAT	5,656.00
001-3511-6231-7500-32400-3-100	Early Childhood OASDI PAT	1,489.00
002-3511-6231-7500-32400-3-100	Early Childhood OASDI PAT	4,211.00
001-3511-6232-7500-32400-3-100	Early Childhood Medicare PAT	348.00
002-3511-6232-7500-32400-3-100	Early Childhood Medicare PAT	985.00
001-3511-6241-7500-32400-3-100	Early Childhood Employee Insurance PAT	7,392.00
002-3511-6241-7500-32400-3-100	Early Childhood Employee Insurance PAT	8,999.00
001-3511-6312-7500-32400-1-100	Early Childhood Instr Program Imp Serv PAT	4,685.00
001-3511-6313-7500-32400-1-100	Early Childhood Pupil Services PAT	33,000.00
001-3511-6343-7500-32400-1-100	Early Childhood Travel PAT	7,250.00
001-3511-6371-7500-32400-1-100	Early Childhood Dues & Membership PAT	815.00
001-3511-6411-7500-32400-1-100	Early Childhood Supplies PAT	2,500.00
FUNCTION 3511 TOTAL	Early Childhood Program	188,208.00
002-3512-6111-7500-45100-4-100	Early Childhd Instr Cert Sal FT PCEC Title I	149,469.00
002-3512-6211-7500-45100-4-100	Early Childhood Instr PSRS Retirement Title I	23,530.00
002-3512-6232-7500-45100-4-100	Early Childhood Instr Medicare PCEC Title I	2,167.00
002-3512-6241-7500-45100-4-100	Early Childhood Instr Employee Insurance PCEC	12,910.00
FUNCTION 3512 TOTAL	Early Childhood Instruction	188,076.00
001-3711-6319-1000-46200-4-100	Non Public School Student Serv Prof Services	2,340.00
001-3711-6343-1000-46100-4-100	Non Public School Student Serv Travel	815.00
001-3711-6343-1000-46200-4-100	Non Pub School Serv Travel Title III Federal	3.00
001-3711-6343-1000-46500-4-100	Non Pub Sch Student Ser Travel Title IIA	11,918.00
FUNCTION 3711 TOTAL	Non Pub Sch Student Ser	15,076.00
001-3812-6319-1000-47201-4-100	Afterschool Program Prof Serv School Age Comm	80,000.00
FUNCTION 3812 TOTAL	Afterschool Program	80,000.00
001-3911-6398-1050-00034-1-100	Other Community Ser Toyota Dealer Scholarship	10,000.00
FUNCTION 3911 TOTAL	Other Community Services	10,000.00
002-3912-6131-1000-46200-4-100	Parental Inv Title III Certified Supplemental	1,500.00
001-3912-6221-1000-46200-4-100	Parental Involvement PEERS Retirement	103.00

2018-2019 ALL EXPENDITURE ACCOUNTS

Account Code	Account Description	Budget Proposed
002-3912-6231-1000-46200-4-100	Parental Involvement OASDI	93.00
002-3912-6232-1000-46200-4-100	Parental Involvement Medicare	22.00
001-3912-6343-1000-45100-4-100	Parental Involvement Travel Title I Federal	500.00
001-3912-6411-1000-45100-4-100	Parental Involvement Supplies Title I	10,000.00
001-3912-6411-1000-45200-4-100	Parental Involvement Supplies Migrant	2,000.00
001-3912-6411-1000-46201-4-100	Parental Involvement Supplies	1,000.00
FUNCTION 3912 TOTAL	Parental Involvement	15,218.00
004-4021-6531-1000-00000-1-100	Land Acquisition & Develop Other Than Bldg	450,000.00
FUNCTION 4021 TOTAL	Land Acquisition & Development Serv	450,000.00
004-4031-6521-1000-00000-1-100	Architecture Engineering & Legal Buildings	10,000.00
004-4031-6521-1050-00869-1-100	Architect CM Engineering Serv 9th Grade Bldg	1,864.00
FUNCTION 4031 TOTAL	Architecture Engineering & Legal Ser	11,864.00
004-4051-6521-0900-00000-1-100	Building Construct & Improve New Maint Bldg	900,000.00
004-4051-6521-1000-00000-1-100	Building Construct & Improve Other	100,000.00
004-4051-6521-1050-00868-1-100	Infill Area C Construction Project	434,925.00
FUNCTION 4051 TOTAL	Bldg Acquisition Construction&Impr	1,434,925.00
004-5122-6614-1000-00000-1-100	Principal DNR Energy Grant *007	174,258.00
FUNCTION 5122 TOTAL	Principal - Long Term Loans	174,258.00
004-5131-6613-1000-00000-1-100	Principal L P Series 2010 Geo Perf *018	340,000.00
004-5131-6613-1000-00105-1-100	Principal Lease HS Series 2015B 2016	1,795,000.00
004-5131-6613-1000-00867-1-100	Principal LP Series 2016A Stadium	430,000.00
FUNCTION 5131 TOTAL	Principal - Lease Purchase Agree	2,565,000.00
004-5222-6624-1000-00000-1-100	Interest DNR Energy Gt *007	19,740.00
FUNCTION 5222 TOTAL	Interest - Long Term Loans	19,740.00
004-5231-6623-1000-00000-1-100	Interest L P Series Geo Perf 2015A *	9,500.00
004-5231-6623-1000-00105-1-100	Interest Lease HS Series 2016 2015B	357,191.00
004-5231-6623-1000-00867-1-100	Interest Lease Purchase Stadium 2016A	83,145.00
FUNCTION 5231 TOTAL	Interest - Lease Purchase Agreement	449,836.00
004-5331-6633-1000-00000-1-100	Fees-Lease Purchase Agreements Bond Issue	10,000.00
FUNCTION 5331 TOTAL	Fees - Lease Purchase Agreements	10,000.00

Long Term Debt Schedules

Fiscal Year Ending June 30, 2019



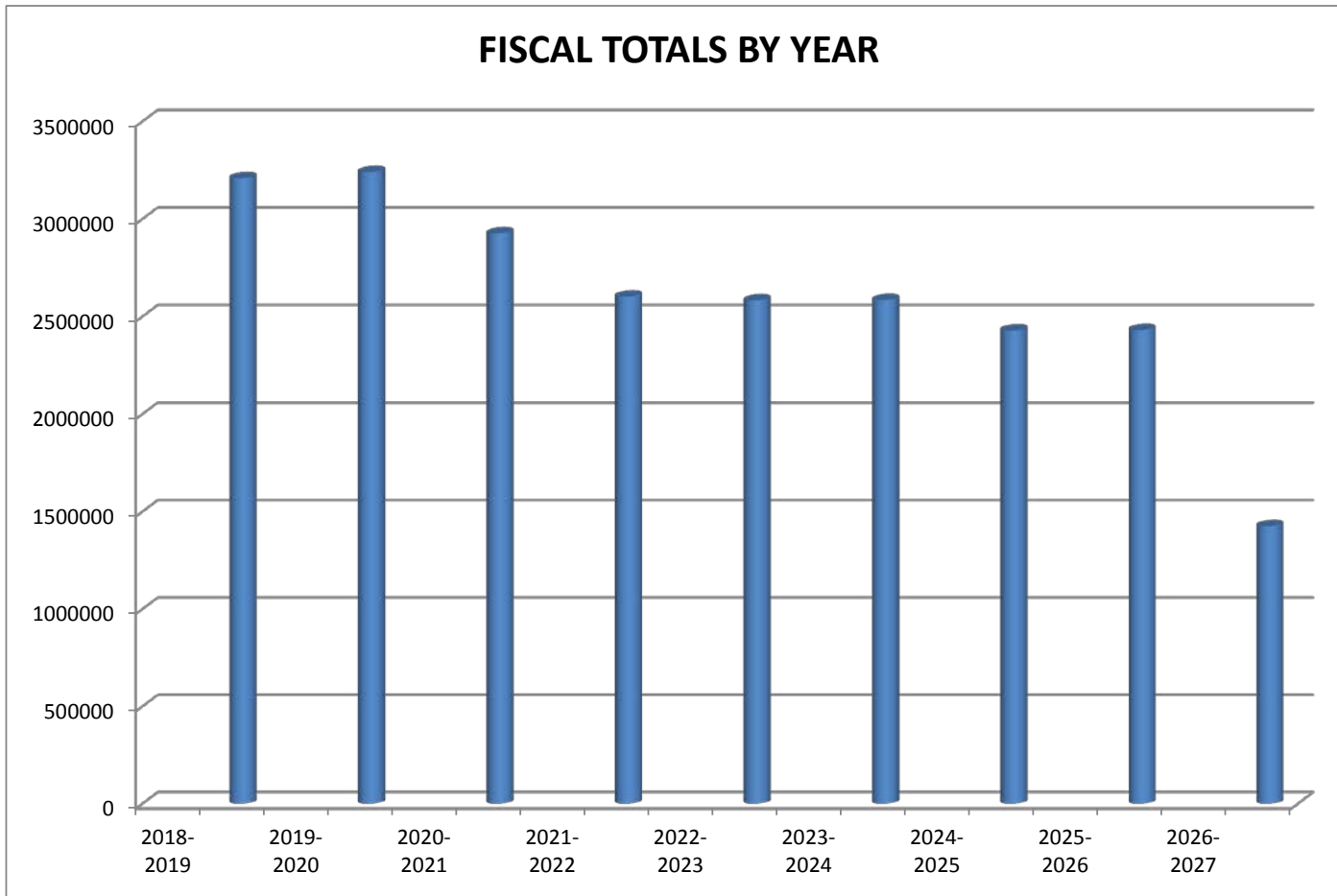
SEDALIA SCHOOLS #200
2018-2027

LONG-TERM DEBT SCHEDULE SUMMARY

LJH 2016 (#3) Refunding \$8,160,000	LJH 2015B HS (#2) \$10,000,000	LJH 2015A GEO (#1) \$1,665,000	DNR GEO #1	STADIUM 2016A (#4) \$5,395,000	FISCAL TOTAL
---	--------------------------------------	--------------------------------------	---------------	--------------------------------------	-------------------------

2018-2019	PRINCIPAL	\$ 1,685,000	\$ 110,000	\$ 340,000	\$ 174,258	\$ 430,000	
	INTEREST	\$ 86,253	\$ 270,938	\$ 9,500	\$ 19,740	\$ 83,145	\$ 3,208,834
2019-2020	PRINCIPAL	\$ 1,690,000	\$ 110,000	\$ 350,000	\$ 180,854	\$ 480,000	
	INTEREST	\$ 63,505	\$ 269,288	\$ 5,250	\$ 13,144	\$ 78,200	\$ 3,240,241
2020-2021	PRINCIPAL	\$ 1,405,000	\$ 420,000		\$ 187,699	\$ 530,000	
	INTEREST	\$ 37,310	\$ 267,363		\$ 6,299	\$ 71,960	\$ 2,925,631
2021-2022	PRINCIPAL	195,000	\$ 1,655,000		\$ 26,754	\$ 390,000	
	INTEREST	12,020	\$ 258,963		\$ 502	\$ 64,010	\$ 2,602,248
2022-2023	PRINCIPAL	195,000	\$ 1,660,000	\$ -	\$ -	\$ 440,000	
	INTEREST	8,120	\$ 221,725			\$ 57,380	\$ 2,582,225
2023-2024	PRINCIPAL	175,000	\$ 1,670,000			\$ 505,000	
	INTEREST	4,025	\$ 180,225			\$ 49,460	\$ 2,583,710
2024-2025	PRINCIPAL		\$ 1,725,000			\$ 530,000	
	INTEREST		\$ 134,300			\$ 39,360	\$ 2,428,660
2025-2026	PRINCIPAL		\$ 1,740,000			\$ 580,000	
	INTEREST		\$ 82,550			\$ 27,965	\$ 2,430,515
2026-2027	PRINCIPAL		\$ 800,000			\$ 585,000	
	INTEREST		\$ 26,000			\$ 14,625	\$ 1,425,625

SEDALIA SCHOOLS #200
2018-2027



Schedule 3 (A+ Lease/AA- ICR Rating by S & P Corp.)
 Sedalia 200 School District of Pettis County, Missouri
 \$8,160,000 Lease Refunding Certificates of Participation
 Series 2016 (Remaining Payments)

Debt Service Schedule NEW HIGH SCHOOL 2nd ISSUE

Date	Principal	Coupon	Interest	Total P+I	Fiscal Total
04/15/2017	-	-	-	-	-
10/15/2017	-	-	51,541.25	51,541.25	-
04/15/2018	1,530,000.00	1.100%	51,541.25	1,581,541.25	1,633,082.50
10/15/2018	-	-	43,126.25	43,126.25	-
04/15/2019	1,685,000.00	1.350%	43,126.25	1,728,126.25	1,771,252.50
10/15/2019	-	-	31,752.50	31,752.50	-
04/15/2020	1,690,000.00	1.550%	31,752.50	1,721,752.50	1,753,505.00
10/15/2020	-	-	18,655.00	18,655.00	-
04/15/2021	1,405,000.00	1.800%	18,655.00	1,423,655.00	1,442,310.00
10/15/2021	-	-	6,010.00	6,010.00	-
04/15/2022	195,000.00	2.000%	6,010.00	201,010.00	207,020.00
10/15/2022	-	-	4,060.00	4,060.00	-
04/15/2023	195,000.00	2.100%	4,060.00	199,060.00	203,120.00
10/15/2023	-	-	2,012.50	2,012.50	-
04/15/2024	175,000.00	2.300%	2,012.50	177,012.50	179,025.00
Total	\$6,875,000.00	-	\$314,315.00	\$7,189,315.00	-

Yield Statistics

Bond Year Dollars.....	\$18,960.00
Average Life.....	2.758 Years
Average Coupon.....	1.6577795%
Net Interest Cost (NIC).....	2.3069093%
True Interest Cost (TIC).....	2.3320796%
Bond Yield for Arbitrage Purposes.....	1.6539604%
All Inclusive Cost (AIC).....	2.5186783%
IRS Form 8038	
Net Interest Cost.....	1.6577795%
Weighted Average Maturity.....	2.758 Years

Schedule 2 (A+ Lease/AA- ICR Rating by S & P Corp.)

*Sedalia 200 School District of Pettis County, Missouri
\$10,000,000 Lease Refunding Certificates of Participation
Series 2015B (Remaining Payments)*

Debt Service Schedule NEW HIGH SCHOOL 1st ISSUE - REFUNDED

Date	Principal	Coupon	Interest	Total P+I	Fiscal Total
04/15/2017	-	-	-	-	-
10/15/2017	-	-	136,183.75	136,183.75	-
04/15/2018	110,000.00	1.300%	136,183.75	246,183.75	382,367.50
10/15/2018	-	-	135,468.75	135,468.75	-
04/15/2019	110,000.00	1.500%	135,468.75	245,468.75	380,937.50
10/15/2019	-	-	134,643.75	134,643.75	-
04/15/2020	110,000.00	1.750%	134,643.75	244,643.75	379,287.50
10/15/2020	-	-	133,681.25	133,681.25	-
04/15/2021	420,000.00	2.000%	133,681.25	553,681.25	687,362.50
10/15/2021	-	-	129,481.25	129,481.25	-
04/15/2022	1,655,000.00	2.250%	129,481.25	1,784,481.25	1,913,962.50
10/15/2022	-	-	110,862.50	110,862.50	-
04/15/2023	1,660,000.00	2.500%	110,862.50	1,770,862.50	1,881,725.00
10/15/2023	-	-	90,112.50	90,112.50	-
04/15/2024	1,670,000.00	2.750%	90,112.50	1,760,112.50	1,850,225.00
10/15/2024	-	-	67,150.00	67,150.00	-
04/15/2025	1,725,000.00	3.000%	67,150.00	1,792,150.00	1,859,300.00
10/15/2025	-	-	41,275.00	41,275.00	-
04/15/2026	1,740,000.00	3.250%	41,275.00	1,781,275.00	1,822,550.00
10/15/2026	-	-	13,000.00	13,000.00	-
04/15/2027	800,000.00	3.250%	13,000.00	813,000.00	826,000.00
Total	\$10,000,000.00	-	\$1,983,717.50	\$11,983,717.50	-

Yield Statistics

Bond Year Dollars.....	\$69,725.00
Average Life.....	6.973 Years
Average Coupon.....	2.8450592%
Net Interest Cost (NIC).....	3.1032162%
True Interest Cost (TIC).....	3.1265758%
Bond Yield for Arbitrage Purposes.....	2.8360103%
All Inclusive Cost (AIC).....	3.1777604%
IRS Form 8038	
Net Interest Cost.....	2.8450592%
Weighted Average Maturity.....	6.973 Years

Schedule 1 (A+ Rated / AA- ICR Rating by S&P Corp)

*Sedalia 200 School District of Pettis County, Missouri
 \$1,665,000 Lease Refunding Certificates of Participation
 Series 2015A (Remaining Payments)*

PERFORMANCE CONTRACT

Debt Service Schedule GEO-THERMAL #2 - SMS, SKYLINE, PKVW

Date	Principal	Coupon	Interest	Total P+I	Fiscal Total
04/15/2017	-	-	-	-	-
10/15/2017	-	-	6,425.00	6,425.00	-
04/15/2018	335,000.00	1.000%	6,425.00	341,425.00	347,850.00
10/15/2018	-	-	4,750.00	4,750.00	-
04/15/2019	340,000.00	1.250%	4,750.00	344,750.00	349,500.00
10/15/2019	-	-	2,625.00	2,625.00	-
04/15/2020	350,000.00	1.500%	2,625.00	352,625.00	355,250.00
Total	\$1,025,000.00	-	\$27,600.00	\$1,052,600.00	-

Yield Statistics

Bond Year Dollars.....	\$2,065.00
Average Life.....	2.015 Years
Average Coupon.....	1.3365617%
Net Interest Cost (NIC).....	2.1694915%
True Interest Cost (TIC).....	2.1941426%
Bond Yield for Arbitrage Purposes.....	-
All Inclusive Cost (AIC).....	3.0530410%
IRS Form 8038	
Net Interest Cost.....	1.3365617%
Weighted Average Maturity.....	2.015 Years

October 11, 2005

State of Missouri
Department of Natural Resources
Energy Center
Energy Loan System

DNR GEO-THERMAL
SCJH, HH, HM, WASHINGTON

2011 - 1
SC, Wash, HH, HM,
Geo-thermal

001-0010-211-000000
Interest
001-0120-211-000000
Principal

20	08/01/2015	\$19,783.58	\$77,215.42	\$96,999.00	\$977,909.06
21	02/01/2016	\$18,335.79	\$78,663.21	\$96,999.00	\$899,245.85
22	08/01/2016	\$16,860.86	\$80,138.14	\$96,999.00	\$819,107.71
23	02/01/2017	\$15,358.27	\$81,640.73	\$96,999.00	\$737,466.98
24	08/01/2017	\$13,827.51	\$83,171.49	\$96,999.00	\$654,295.49
25	02/01/2018	\$12,268.04	\$84,730.96	\$96,999.00	\$569,564.53
26	08/01/2018	\$10,679.33	\$86,319.67	\$96,999.00	\$483,244.86
27	02/01/2019	\$9,060.84	\$87,938.16	\$96,999.00	\$395,306.70
28	08/01/2019	\$7,412.00	\$89,587.00	\$96,999.00	\$305,719.70
29	02/01/2020	\$5,732.24	\$91,266.76	\$96,999.00	\$214,452.94
30	08/01/2020	\$4,020.99	\$92,978.01	\$96,999.00	\$121,474.93
31	02/01/2021	\$2,277.65	\$94,721.35	\$96,999.00	\$26,753.58
32	08/01/2021	\$501.63	\$26,753.58	\$27,255.21	\$0.00
Total:		738,444.72	\$2,295,779.49	\$3,034,224.21	

Total Int = 38,119.37
Total Prin = 155,818.63

Total Int = 57,212.15
Total Prin = 161,718.81

Int = 26,095.55
Prin = 161,902.45

Int = 19,990.17
Prin = 174,259.83

Int = 13,144.24
Prin = 180,800.76

Int = 6,298.64
Prin = 187,699.56

Int = 501.63
Prin = 26,753.58 721,255.21

DNR ENERGY GRANT
GEO-THERMAL
SCJH, HH, HM, WASHINGTON

Schedule 4 (A+ Lease/AA- ICR Rating by Standard & Poor's Corp.)

*Sedalia 200 School District of Pettis County, Missouri
\$5,395,000 Lease Refunding Certificates of Participation
Series 2016A (Remaining Payments)*

Debt Service Schedule HIGH SCHOOL STADIUM

Date	Principal	Coupon	Interest	Total P+I	Fiscal Total
04/15/2017	-	-	-	-	-
10/15/2017	-	-	43,772.50	43,772.50	-
04/15/2018	440,000.00	1.000%	43,772.50	483,772.50	527,545.00
10/15/2018	-	-	41,572.50	41,572.50	-
04/15/2019	430,000.00	1.150%	41,572.50	471,572.50	513,145.00
10/15/2019	-	-	39,100.00	39,100.00	-
04/15/2020	480,000.00	1.300%	39,100.00	519,100.00	558,200.00
10/15/2020	-	-	35,980.00	35,980.00	-
04/15/2021	530,000.00	1.500%	35,980.00	565,980.00	601,960.00
10/15/2021	-	-	32,005.00	32,005.00	-
04/15/2022	390,000.00	1.700%	32,005.00	422,005.00	454,010.00
10/15/2022	-	-	28,690.00	28,690.00	-
04/15/2023	440,000.00	1.800%	28,690.00	468,690.00	497,380.00
10/15/2023	-	-	24,730.00	24,730.00	-
04/15/2024	505,000.00	2.000%	24,730.00	529,730.00	554,460.00
10/15/2024	-	-	19,680.00	19,680.00	-
04/15/2025	530,000.00	2.150%	19,680.00	549,680.00	569,360.00
10/15/2025	-	-	13,982.50	13,982.50	-
04/15/2026	580,000.00	2.300%	13,982.50	593,982.50	607,965.00
10/15/2026	-	-	7,312.50	7,312.50	-
04/15/2027	585,000.00	2.500%	7,312.50	592,312.50	599,625.00
Total	\$4,910,000.00	-	\$573,650.00	\$5,483,650.00	-

Yield Statistics

Bond Year Dollars.....	\$28,295.00
Average Life.....	5.763 Years
Average Coupon.....	2.0273900%
Net Interest Cost (NIC).....	2.3397420%
True Interest Cost (TIC).....	2.3575486%
Bond Yield for Arbitrage Purposes.....	1.8309673%
All Inclusive Cost (AIC).....	2.4760416%
IRS Form 8038	
Net Interest Cost.....	2.0273900%
Weighted Average Maturity.....	5.763 Years

PROGRAM EVALUATION

Sedalia School District #200

2017-2018

Date: July 23, 2018

PROGRAM TITLE: At-Risk Program Supports

PROGRAM DIRECTOR: Dr. Nancy Scott

TOTAL STUDENTS: 2055

DEFINITION: At-risk students are those who are school aged that are at risk of academic failure due to one or more life experiences/academic challenges listed below:

- *At least one year behind the age appropriate grade level
- *Limited English proficiency
- *Have dropped out of school in the past
- *Pregnant or Parent of a child
- *Have come into contact with Juvenile Justice System
- *Gang members
- *High rate of absenteeism
- *Students with a disability
- *Continuous failure in coursework
- *Homeless
- *Health concerns
- *High rate of discipline referrals
- *Mental Health Issues

PURPOSE: To provide services and support that will assist those students who are at risk to learn skills that will allow them to be successful and graduate from school.

CHANGES: *Focusing on mental health

**TOTAL
NUMBER OF
STUDENTS
IDENTIFIED**

	2015-2016	2016-2017
Early Childhood	94	219
Elementary	648	776
Middle School	146	148
Junior High School	371	407
High School	574	443
Parents As Teachers (Sedalia Only)	Birth -5 year olds	62 children

**PROGRAMS /
SUPPORTS
FOR
STUDENTS**

Early Childhood:

- *Title I Preschool
- *High Scope Curriculum
- *Parents as Teacher Developmental Screenings
- *Teen Parent Education with Parents As Teacher Educator
- *Home Visits
- *Nurse
- *Positive Behavior Supports
- *Social Worker
- *Early Childhood Special Education
- *Free breakfast school wide

Elementary (K-5):

- *Mentors
- *Social Skills Groups
- *Divorce Groups
- *After-School Tutoring
- *Buddy Back Pack Program
- *Home Visits
- *Parent Meetings
- *Individual Counseling
- *Positive Behavior Supports
- *A+ High School Tutors
- *Collaborative Work Grant
- *Classroom Guidance Lessons
- *Boys and Girls Club Afterschool Activities
- *Elementary Summer School at Buckner Apts.
- *ESOL Support
- *Study Skills Groups
- *Grief Groups
- *Title I school wide
- *Teacher/Student Buddies
- *Student Support Teams
- *Community Nights
- *Special Education Support
- *D.A.R.E. (5th grade)
- *Community Service
- *Social Worker
- *Tiger Time (Intervention/Enrichment)

Junior High School:

- *ESOL Support
- *Homeless Migrant Tutoring
- *Individual Counseling
- *Special Education Support
- *School Psychologist 6-12
- *Social Worker
- *Student Improvement Plans
- *Drug and Truancy Court
- *Seminar/Advisory Period

High School:

- *Smaller Learning Communities: Freshman Academy
- *Core Enhancement
- *ESOL Support
- *MO Options
- *PLATO Learning
- *Seminar/Advisory
- *PASS (Night School)
- *Upward Bound
- *Student Improvement Plans
- *Smaller Learning Communities
- *Whittier Alternative High School
- *SFCC Alternative School
- *Link-In
- *Burrow/Pathway support
- *JROTC
- *Special Education Support
- *Academic Tutorial/Credit Recovery
- *On The Job Training
- *NETS
- *Home school liaison for Whittier
- *Social Worker
- *Community Service
- *Project Search
- *Drug & Truancy Court
- *SFCC Career Technical Center
- *Seal of Biliteracy

District:

- *Migrant & Immigrant Parent Advisory Council
- *Special Education Parent Advisory Council

- *Guidance Counseling Parent Advisory
- *Title I.A Parent Advisory Council
- *Van transportation and driver

CSIP Objectives:

All principals will evaluate 100% of teachers and provide effective feedback within 48 hours.

Student achievement data will improve from the spring of the previous year to the spring of the current year.

90% of students will have 90% attendance for the school year.

Sedalia School District #200 facilities will meet the standards set for size, maintenance, and health in order to house educational programs in a safe environment.

Students will be college and career ready upon graduation by aligning curriculum and assessment to state standards. The composite score of ACT will increase from 20.6 in 2015 to 21.2 in 2016, to 21.7 in 2017.

PROCEDURES:


Sedalia #200 District identifies and reports to the superintendent biannually the number of at-risk students and implemented strategies in each building. These forms are maintained by the counselors and reported on SISK12 to be passed on from building to building.

STRENGTHS:

- *Consistency with the use of the identification tool
- *Increased services and supports district wide
- *Social worker support
- *Community Partnership support
- *Positive Behavior Intervention PreK – 8
- *Psychologist 6-12
- *Burrow/Pathways support

CONCERNS:

- *Increasing needs of students
- *Mental health issues



SSD

Sedalia School District #200

*District Office
2806 Matthew Drive
Sedalia, Missouri
65301-7981
(660) 829-6450
Fax (660) 827-8938
www.sedalia200.org*

Bradley R. Pollitt, Ed.S.
Superintendent

TO: Sedalia School District #200 Board of Education
Brad Pollitt

Nancy L. Scott, Ed.D.
Assistant Superintendent
Human Resources
Federal Programs

FROM: Steve Triplett

DATE: June 25, 2018

Steven G. Triplett, Ed.S.
Assistant Superintendent
Buildings & Grounds
Support Services

RE: Computer Bids

Attached you will find information and a bid analysis regarding our most recent bid process for computers. We received bids from Ace Computers, Midwest Computech and Cybertron.

Chris Pyle, Ed.S.
Director of
K-12 Special Education

Midwest Computech submitted the lowest bid of \$522.00 per computer system. This is \$36.87 less than last year's price.

Carla Wheeler, M.E.D.
Director of Curriculum
Instruction & Assessment

My recommendation is to accept the lowest bid from Midwest Computech for \$522.00 per computer system. I have attached the computer specifications for your viewing.

Bob Satnan, B.A.
Communications Director

This bid will be in effect from July, 1, 2018 to June 30, 2019.

Thank you for your consideration in this matter. If you have any questions, please do not hesitate to give me a call.

**Accredited with
"Distinction in
Performance
2011-2012
2012-2013"**

Sedalia #200 is an equal
opportunity and affirmative
action employer

**SEDALIA SCHOOL DISTRICT #200
BID ANALYSIS REPORT**

Commodity: Desktop Computers

Bids Obtained by: Steve Triplett

Date: June 13, 2018

Vendor	Amount of Bid	Contact Person	Phone Number
<u>Midwest Computech</u>	<u>\$522.00</u>	<u>Ryan Keele</u>	<u>573-499-6928</u>
<u>Ace Computers</u>	<u>\$523.24</u>	<u>John Samborski</u>	<u>847-952-6900</u>
<u>Cybertron</u>	<u>\$532.00</u>	<u>Bill Workman</u>	<u>877-737-8795</u>

Recommendation:

- Accept low qualified bid of: Midwest Computech \$522.00
- Accept local bid of: _____
- Accept alternate bid of: _____

Use of commodity: Replace outdated computers

Does this replace an existing district commodity? NO YES (explain)

This bid replaces previous bid for computers

Final approval *Steve G. Triplett* 6-25-18
Date

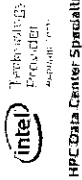
Hardware

Description	Price	Qty	Ext. Price
Desktop Computer (13)	\$522.00	400	\$208,800.00
ASUS 24X SATA DVDRW INTERNAL DRW-24F1ST/BLK/B/GEN CD9123 Qty:			
INTEGRATED VIDEO COMPONENT MC9001 Qty:			
INTEGRATED SOUND FOR PARTNERLINK ONLY MC9002 Qty:			
NOBILIS LOGO FOR DESKTOP FOR CS3200 / CS3201 / CS3202 LA0146 Qty:			
INTEGRATED LAN FOR PARTNERLINK ONLY MC9003 Qty:			
SG ST1000DM010 1TB SATA 3.5" 7200RPM 64MB 6G DESKTOP HDD HD1616 Qty:			
CYBERLINK MEDIA SUITE10 W/8.1 UPDATE MD+KEY SW0278 Qty:			
NOBILIS SYSTEM INSTALL W MS WIN OEM FACTORY ACTIVATE LIC BS9000 Qty:			
ENABLE UEFI BIOS/GPT HDD AS3010 Qty:			
DESKTOP PC - ATX BF1003 Qty:			
NAO WIN10PRO STD DEV 64BIT OEM OA3 MEDIA INCLUDED, NO COA OS9131 Qty:			
CRUCIAL 8GB DDR4 2400 NON-ECC CT8G4DFD824A DR X8 1.2V UDIMM RM8095 Qty:			
3 YEAR ONSITE WARRANTY WF1001 Qty:			
WINDOWS CORE / PRO GML H17-10001 LA9121 Qty:			
INTEL GEN8 I3-8100 4CORE 3.6G H4LGA-1151 BX80684I38100 CP6127 Qty:			
LOGITECH K120 USB BLACK BASIC KEYBOARD #920-002478 KB2039 Qty:			
LOGITECH B100 OPTICAL USB BLACK MOUSE #910-001439 MS2032 Qty:			




Quotation Ace Computers


575 Lively Blvd
 Elk Grove Village, IL 60007
 (847)952-6900, FAX: (847)952-6901
<http://www.acecomputers.com>
 NASA SEWP V Contract #WING165 COMB
 SE Missouri State University PC Contract #6882
 GSA Schedule GS35F-04007, Expires 04/23/22
 NASPO Valuepoint Contract 2015-2020
 CAGE Code 1P4X7
johns@acecomputers.com



Technologies
 Provider
 Authorized
 HPC Data Center Specialist
 Education Specialist



Microsoft
 Authorized Reseller
 A Microsoft Direct Partner
 Authorized Business Partner



Date: 6/1/2018
 Quote By: John Samborski, PE
 Page 1 of 1
 Rev 01

To: Sedalia School District #200
 Bid for Desktop Computers

Qty	Item	Description	Unit Price	Total Price
400	AC-VSX2B360TS15840081T	<p><u>Ace@Vision™ X2B360TS Computer System with Intel® Core® i5-8400 Processor</u> Mini-Tower Chassis with 450W High Efficiency Power Supply EPEAT® Gold Rated for Environmental Responsibility (Includes Energy Star 6.2) Intel Core i5-8400 Six Core Processor at 2.8 GHz/4.0 GHz Turbo, 9MB SmartCache 8GB DDR4 2400 MHz memory (1 x 8 GB modules, 3 open DIMM slots are available) Intel UHD630 Graphics with VGA/DVI/HDMI/DP ports - 3 Screens Active 1TB Seagate or WD 1TB 7200 RPM Hard Drive with 64MB Cache 24X DVD+/RW Drive with software High Definition 7.1 Audio Microsoft USB Wired Keyboard and 3 Button USB Mouse Integrated Intel 10/100/1000 LAN Interface 6 x USB 3.1 (2 front, 4 rear - 1 Type C, 3 Type A), 4 x USB 2.0 (2 front, 2 rear) Windows 10 Professional 64 Bit License Included 3 Year Warranty on parts and labor with Next Business Day On-Site Service</p>	\$ 588.65	\$ 235,460.00
400	AC-VSX2B360TS1581081T	<p><u>Ace@Vision™ X2B360TS Computer System with Intel® Core® i3-8100 Processor</u> Same as above except with Core i3-8100, Quad Core at 3.60 GHz, 6MB Cache, No Turbo mode</p>	\$ 523.24	\$ 209,296.00
400	AC-VSX2B360TS15840161T	<p><u>Ace@Vision™ X2B360TS Computer System with Intel® Core® i5-8400 Processor</u> Same as top system with Core i5-8400 Six Core except with 16GB DDR4 memory</p>	\$ 702.70	\$ 281,080.00
1	PL-PLL2010MW	<u>Planar® PLL2010MW 20" LED LCD Monitor with DVI/VGA and Speakers, 1600 x 900 Resolution</u>	\$ 85.56	\$ 85.56
1	VS-VA2055Sm	<u>Viewsonic® VA2055Sm 20" LED LCD Monitor with DVI/VGA and Speakers, 1920 x 1080 Resolution</u>	\$ 90.29	\$ 90.29
1	PL-PLL2450MW	<u>Planar® PLL2450MW 24" LED LCD Monitor with HDMI/VGA and Speakers, 1920 x 1080 Resolution</u>	\$ 123.71	\$ 123.71
1	VS-VA2359smh	<u>Viewsonic® VA2359smh LED LCD monitor with HDMI/VGA and Speakers, 1920 x 1080 Resolution</u>	\$ 132.41	\$ 132.41

COMMENTS: FOB Destination

Motherboard used is Corporate Stable model and will be available at least until the end of 2019.

John Samborski, PE

Sub-total:	\$
Shipping:	\$
Parts Total:	\$
Tax:	\$
Page Total	\$
Terms	NET 30 Days



4747 S. Emporia St. - Wichita, KS 67216

Sales: 877-737-8795 - Support: 855-490-2569

SALES QUOTE

SQ-1217212

6/12/2018



Customer	Contact	Ship To
SEDALIA SCHOOL DISTRICT #200 STEVE TRIPLET 2806 MATTHEW DRIVE SEDALIA, MO 65301 Tel: (660) 829-6450		SMITH COTTON HIGH SCHOOL JIM ALLAIN 312 E. BROADWAY IT DEPT AT JR HIGH SCHOOL SEDALIA, MO 65301 UNITED STATES Tel: (660) 829-6300

Account	Terms	Due Date	Account Rep	Schedule Date	
35776630	NET 30	7/11/2018	Bill Workman	6/12/2018	
Quotation	PO #	Reference	Ship VIA	Page	Printed
SQ-1217212			UPS Ground	1	6/12/2018 12:02:03PM

Item	Brand	MFR #	Description	Qty	Price	Discount	Amount
1	CYBERTRONPC		Custom Configured System	1	\$532.00		\$532.00
2	INTEL	CM8068403377308	Core i3 8100 3.60GHz C4 1151 Tray	1			
3	ASROCK	Z370M Pro4	1151 2X16 XFR 4D4 M64 GL R MATX	1			
4	CRUCIAL	CT8G4DFS824A	8GB DDR4-2400 PC4-19200 X99/Skylake	1			
5	WESTERN DIGITAL	WD10EZEX	1TB SATA3 7200RPM 64MB Cache	1			
6		0853704001480	DVD ± RW DL 24x SATA Black	1			
7			10/100/1000 Gigaabit Network Onboard	1			
8			Onboard Sound	1			
9			Video D-SUB,DVI-I,HDMI SUPPORTS 3 DISPLAY	1			
10	APEX	TX-373	MATX Chassis NO PSU Black	1			
11	CYBERTRONPC	PS-CBT-500	500W ATX12V PSU CYBERTRON PRIVATE LABEL	1			
12	LOGITECH	920-002565	USB Keyboard and Mouse Combo	1			
13	MICROSOFT	KW9-00003	Windows 10 Home 64bit OA	1			
14			can be upgraded to Windows 10 Pro				
15			Education by customer.				
16			3 Year On-site Warranty	1			
17			Lifetime U.S. Based Hardware Technical Support				
18							
19			Add \$85.00 to go to 16gb memory				

Prices are subject to change without any further notice due to component cost fluctuation. We look forward to serving your needs. Thank you for your inquiry.	Tax Details RSLRS 0.000	Taxable	\$0.00
		Total Tax Exempt	\$0.00
		Total	\$532.00
		Balance	\$532.00

AFFIDAVIT OF PUBLICATION

(Space above for recording information)

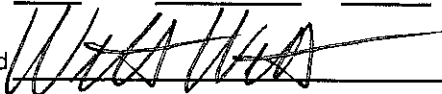
STATE OF MISSOURI) ss.
 COUNTY OF PETTIS)

I, William Weibert, being duly sworn according to law, state that I am the Advertising Director of The Sedalia Democrat a daily newspaper of general circulation in the County of Pettis, State of Missouri, where located; which newspaper has been admitted to the Post Office as periodical class matter in the City of Sedalia, Missouri, the city of publication, which newspaper has been published regularly and consecutively for a period of three years and has a list of bona fide subscribers, voluntarily engaged as such who have paid or agreed to pay a stated price for a subscription for a definite period of time, and that such newspaper has complied with the provision of Section 493.050, Revised Statutes of Missouri 2000, and Section 59.310, Revised Statutes of Missouri 2000.

The affixed notice appeared in said newspaper for two consecutive weeks as follows:

1st Insertion: Vol.	<u>150</u>	No.	<u>130</u>	<u>2dn</u>	day of	<u>June</u>	<u>20</u>	<u>18</u>
2nd Insertion: Vol.	<u>150</u>	No.	<u>133</u>	<u>6th</u>	day of	<u>June</u>	<u>20</u>	<u>18</u>
3rd Insertion: Vol.	_____	No.	_____	_____	day of	_____	<u>20</u>	_____
4th Insertion: Vol.	_____	No.	_____	_____	day of	_____	<u>20</u>	_____
5th Insertion: Vol.	_____	No.	_____	_____	day of	_____	<u>20</u>	_____
6th Insertion: Vol.	_____	No.	_____	_____	day of	_____	<u>20</u>	_____
7th Insertion: Vol.	_____	No.	_____	_____	day of	_____	<u>20</u>	_____

NOTICE TO BIDDERS
 The Sedalia School District #200 is accepting bids for computer systems. This bid will be effective July 1, 2018 through June 30, 2019 for all Desktop computer systems purchased by the Sedalia School District #200. Bid specifications may be picked up at the District Office, 2806 Matthew Drive, Sedalia, MO or by e-mail to techsupport@sedalia200.org. Sealed bids marked "Desktop Computer Bid" are due in the District Office by 10:00 a.m. on Wednesday, June 13, 2018 and will be opened at that time. Sedalia School District #200 reserves the right to refuse and/or reject any and all bids. Should you have any further questions, please contact Tech Dept. at 660-460-1242. 2x-6/2, 6, 2018

Signed 

Subscribed and sworn to before me this 6th day of June 18


 Debra S. Houston, Notary Public

My commission expires, 06-15-2019

DEBRA S. HOUSTON
 Notary Public - Notary Seal
 STATE OF MISSOURI
 Pettis County
 Commission # 15529178
 My Commission Expires: 06/15/2019

**SSD****Sedalia School District #200**

*District Office
2806 Matthew Drive
Sedalia, Missouri
65301-7981
(660) 829-6450
Fax (660) 827-8938
www.sedalia200.org*

Bradley R. Pollitt, Ed.S.
Superintendent

Nancy L. Scott, Ed.D.
Assistant Superintendent
Human Resources
Federal Programs

Steven G. Triplett, Ed.S.
Assistant Superintendent
Buildings & Grounds
Support Services

Chris Pyle, Ed.S.
Director of
K-12 Special Education

Carla Wheeler, M.E.D.
Director of Curriculum
Instruction & Assessment

Bob Satnan, B.A.
Communications Director

TO: Sedalia School District #200 Board of Education
Brad Pollitt

FROM: Steve Triplett

DATE: June 25, 2018

RE: Copy Paper Bids

Attached you will find information and a bid analysis regarding our most recent bid process for district wide paper. We received bids from four different vendors.

Premier Paper was the low bid of \$ 61,854.40. This bid is for 2680 total cases at \$23.08 per case. This is \$1.58 more per case than last year. This also includes orders totaling 900 cases for Smithton, Otterville, LaMonte and Stover.

My recommendation is to accept the low bid from Premier Paper and Packaging out of Columbia, MO.

Thank you for your consideration in this matter. If you have any questions, please do not hesitate to give me a call.

**Accredited with
"Distinction in
Performance
2011-2012
2012-2013"**

Sedalia #200 is an equal
opportunity and affirmative
action employer

**SEDALIA SCHOOL DISTRICT #200
BID ANALYSIS REPORT**

Commodity: Paper Bid

Bids Obtained by: Richie Simons

Date: May 9, 2018

Vendor	Amount of Bid	Contact Person	Phone Number
<u>Premier Paper and Packaging</u>	<u>\$61,854.40</u>	<u>Bailye Colbert</u>	<u>800-320-8970</u>
<u>Education Plus</u>	<u>\$64,184.40</u>	<u>Sarah Golliday</u>	<u>314-692-1235</u>
<u>Clayton Paper & Dist. Inc</u>	<u>\$65,499.20</u>	<u>Jim Clayton</u>	<u>800-364-0228</u>
<u>Contract Paper Group</u>	<u>\$65,526.00</u>	<u>Brian Breitenbach</u>	<u>800-563-5739</u>

Recommendation:

- Accept low qualified bid of:** Premier Paper and Packaging \$61,854.40
- Accept local bid of:** _____
- Accept alternate bid of:** _____

Use of commodity: District copy paper

Does this replace an existing district commodity? NO YES (explain)

Replacing consumable items

Final approval

Steve G. Light

6-25-18
Date

Quantity	Description	Total Price
2680 Cases # 23.08 per Case	Xerographic Bond Paper, size 8 1/2" x 11", 20# long grain, white, low lint content. Standard 92 brightness.	# 61,854.40
*Delivered dock to dock	Price per case/letter size (10 ream case, 5000 sheets) 40 cases to pallet	Total: # 61,854.40

PAPER MUST WORK THROUGH OUR LARGE MACHINES INVOLVING OUR PRINT SHOP.
THE VENDOR THAT IS AWARDED THE PAPER BID WILL BE REQUESTED TO SUPPLY SAMPLE.
PAPER THAT IS DELIVERED INFERIOR OR DAMAGED WILL NOT BE ACCEPTED.

Company Name Premier Paper and Packaging
Address 1550 E. Boone Industrial Blvd
Contact Person Bailye Colbert or Brynne Mellon
Phone # 800-320-8970 ext. 2104

<u>Quantity</u>	<u>Description</u>	<u>Total Price</u>
2680 Cases	Xerographic Bond Paper, size 8 1/2" x 11", 20# long grain, white, low lint content. Standard 92 brightness. Price per case/letter size (10 ream case, 5000 sheets) 40 cases to pallet	<u>\$ 64,184.40</u> Total: <u>64,839.60</u>

PAPER MUST WORK THROUGH OUR LARGE MACHINES INVOLVING OUR PRINT SHOP.
THE VENDOR THAT IS AWARDED THE PAPER BID WILL BE REQUESTED TO SUPPLY SAMPLE.

PAPER THAT IS DELIVERED INFERIOR OR DAMAGED WILL NOT BE ACCEPTED.

Company Name Education Plus/Veritiv
Address 1460 Craig Road St Louis, MO 63146
Contact Person Sarah Golliday
Phone # 314-692-1235

Sedalia School District #200
Paper Bid 2018-2019
Page 3

<u>Quantity</u>	<u>Description</u>	<u>Total Price</u>
2680 Cases	Xerographic Bond Paper, size 8 1/2" x 11", 20# long grain, white, low lint content. Standard 92 brightness. Price per case/letter size (10 ream case, 5000 sheets) 40 cases to pallet	\$24.44 per case

Total: \$65,499.20

**PAPER MUST WORK THROUGH OUR LARGE MACHINES INVOLVING OUR PRINT SHOP.
THE VENDOR THAT IS AWARDED THE PAPER BID WILL BE REQUESTED TO SUPPLY SAMPLE.**

PAPER THAT IS DELIVERED INFERIOR OR DAMAGED WILL NOT BE ACCEPTED.

Delivery of paper must ship from 06/01/2018 - 06/25/2018

Company Name Clayton Paper & Distribution Inc

Address 1302 South 58th Street, St Joseph MO 64507

Contact Person Jim Clayton

Phone # 800-364-0228

Quantity	Description	Total Price
2680 Cases	Xerographic Bond Paper, size 8 1/2" x 11", 20# long grain, white, low lint content. Standard 92 brightness.	24.45/case
	Price per case/letter size (10 ream case, 5000 sheets) 40 cases to pallet	
	Total:	65,526.00

PAPER MUST WORK THROUGH OUR LARGE MACHINES INVOLVING OUR PRINT SHOP.
THE VENDOR THAT IS AWARDED THE PAPER BID WILL BE REQUESTED TO SUPPLY SAMPLE.

PAPER THAT IS DELIVERED INFERIOR OR DAMAGED WILL NOT BE ACCEPTED.

Company Name Contract Paper Group Inc
Address 1519 Boettler Rd. Unit B
Uniontown, Oh 44685
Contact Person Brian J. Breitenbach
Phone # 800.563.5739

It is suggested that you order at least a month in advance of requested delivery dates since all mills are under a soft allocation and may be over a month behind in shipments. Due to existing mill allocations, we require that you order 3 weeks before end of bid date to secure quoted pricing. Additional quantities are subject to availability and must be preapproved.

AFFIDAVIT OF PUBLICATION


(Space above for recording information)

STATE OF MISSOURI) ss.
COUNTY OF PETTIS)

I, William D. Weibert, being duly sworn according to law, state that I am the Publisher of the Sedalia Democrat a daily newspaper of general circulation in the County of Pettis, State of Missouri, where located; which newspaper has been admitted to the Post Office as periodical class matter in the City of Sedalia, Missouri, the city of publication, which newspaper has been published regularly and consecutively for a period of three years and has a list of bona fide subscribers, voluntarily engaged as such who have paid or agreed to pay a stated price for a subscription for a definite period of time, and that such newspaper has complied with the provision of Section 493.050, Revised Statutes of Missouri 2000, and Section 59.310, Revised Statutes of Missouri 2000.

The affixed notice appeared in said newspaper for one time as follows:

1st Insertion: Vol.	<u>150</u>	No. <u>98</u>	<u>25th</u> day of <u>April</u>	<u>20</u>	<u>18</u>
2nd Insertion: Vol.	_____	No. _____	_____ day of _____	20	_____
3rd Insertion: Vol.	_____	No. _____	_____ day of _____	20	_____
4th Insertion: Vol.	_____	No. _____	_____ day of _____	20	_____
5th Insertion: Vol.	_____	No. _____	_____ day of _____	20	_____
6th Insertion: Vol.	_____	No. _____	_____ day of _____	20	_____
7th Insertion: Vol.	_____	No. _____	_____ day of _____	20	_____

Signed 

Subscribed and sworn to before me this 25th day of April 20 18


Debra S. Houston, Notary Public

My commission expires 06-15-2019

NOTICE TO BIDDERS

The Sedalia School District #200 is now accepting bids on copy paper for the 2018-2019 school year. For more information, please contact the District Office at 2806 Matthew Drive, Sedalia, MO 65301, 660-829-6450. Sealed bids marked "Paper Bid" will be received at the District Office until 2:00 p.m. on Wednesday, May 9, 2018. Sedalia School District #200 reserves the right to refuse and/or reject any or all bids.
1x-4/25, 2018

DEBRA S. HOUSTON
Notary Public - Notary Seal
STATE OF MISSOURI
Pettis County
Commission # 15529178
My Commission Expires: 06/15/2019



SSD

Sedalia School District #200

*District Office
2806 Matthew Drive
Sedalia, Missouri
65301-7981
(660) 829-6450
Fax (660) 827-8938
www.sedalia200.org*

Bradley R. Pollitt, Ed.S.
Superintendent

Nancy L. Scott, Ed.D.
Assistant Superintendent
Human Resources
Federal Programs

Steven G. Triplett, Ed.S.
Assistant Superintendent
Buildings & Grounds
Support Services

Chris Pyle, Ed.S.
Director of
K-12 Special Education

Carla Wheeler, M.E.D.
Director of Curriculum
Instruction & Assessment

Bob Satnan, B.A.
Communications Director

Date: June 25, 2018

To: Sedalia School District #200 Board of Education
Brad Pollitt

From: Steve Triplett

Re: Bakery Bids

Attached please find the results of the bakery bid for the 2018-2019 school year.

We received bids from Woods Supermarket, Springfield Grocers, and Bimbo Bakeries. Springfield Grocers submitted the lowest bid for the products we use the most.

My recommendation is to accept the lowest overall bid from Springfield Grocers.

Thank you for your consideration in this matter. If you have any questions, please do not hesitate to give me a call.

**Accredited with
"Distinction in
Performance
2011-2012
2012-2013"**

Sedalia #200 is an equal
opportunity and affirmative
action employer

SEDALIA SCHOOL DISTRICT #200
BID ANALYSIS REPORT

Commodity: Bakery Bid

Bids Obtained by: Steve Triplett

Date: June 7, 2018

Vendor	Amount of Bid	Contact Person	Phone Number
<u>Woods</u>	<u>See attached</u>	<u>Joe Luebbert</u>	<u>660-826-3509</u>
<u>SGC Foodservice</u>	<u>See attached</u>	<u>Jenn Congdon</u>	<u>417-883-4230</u>
<u>Bimbo Bakeries USA</u>	<u>See attached</u>	<u>Mike Douglas</u>	<u>417-865-6627</u>

Recommendation:

- Accept low qualified bid of: SGC Foodservice - see attached bid form
- Accept local bid of: _____
- Accept alternate bid of: _____

Use of commodity: Bakery products

Does this replace an existing district commodity? NO YES (explain)

Annual bid for bakery products _____

Final approval

Steve G. Triplett

6-25-18
Date

Sedalia School District #200 Bakery Bid 2018-2019

Description	Woods	SGC Foodservice	Bimbo Bakeries
Whole Grain White Bread, Sandwich Pk/24	\$1.55	\$1.45	\$1.63
Whole Grain Hamburger Buns Pk/30	NB	\$4.57	NB
Whole Grain Hamburger Buns Pk/16	NB	\$2.44	NB
Whole Grain Hamburger Buns Pk/12	\$1.90	\$1.83	\$2.06
Whole Grain Hot Dog Buns Pk/16	\$2.10	\$2.24	\$2.16
Whole Grain Hot Dog Buns Pk/12	NB	\$1.68	NB
Whole Grain Texas Toast Pk/12	NB	\$1.85	NB
Whole Grain Seeded Steak Bun Pk/24	NB	NB	\$6.36 (24)
Whole Grain Sub Rolls Pk/	NB	\$2.29	\$2.29

Sedalia School District #200
 2806 Matthew Drive
 Sedalia MO 65301
 Attn: Rowena Nickell, FSD
 (660) 829-6346

Bakery Products

Bid only USDA school compliant whole grain products.

If you have a larger USDA school compliant pack size that you can bid, please do so.

All bids must be received in a sealed envelope by Thursday, June 7, 2018 at 10:00 a.m. at which time they will be opened

QTY	PRODUCT
	Whole Grain White Bread, Sandwich Pk/24
	Whole Grain Hamburger Buns Pk/30
	Whole Grain Hamburger Buns Pk/16
	Whole Grain Hamburger Buns Pk/12
	Whole Grain Hot Dog Buns Pk/16
	Whole Grain Hot Dog Buns Pk/12
	Whole Grain Texas Toast Pk/12
	Whole Grain Seeded Steak Bun Pk/?
	Whole Grain Sub Rolls Pk/?

BID PRICE 2017-2018	ITEM #
\$1.58	5476
-	-
-	-
\$2.00	3447
\$2.10	4266
-	-
-	-
-	-
-	-

BID PRICE 2018-2019	ITEM #
- 1.452	222121
4.57	222123
2.437	222123
- 1.828	222123
- 2.240	222124
1.680	222124
1.853	222125
no bid	
2.285	222127

Company Name Sgc Foodservice
 Mailing Address 2415 W. Battlefield Rd
 City, State, Zip Springfield mo 65807
 Contact Person Jenn Congdon
 Telephone Number 417-883-4230 xt. 252
 E-mail Address jgustafson@sgcfoodservice.com



Sedalia School District #200 Bread Bid 2018-19 SY

SGC#	MFG#	Description	Pack	Bid Price	Serving Price	Serving Size
222121	99835670	BREAD WHITE WG PULLMAN	FLOWERS	10/24 oz	\$14.52	\$1.452 Per loaf
222123	99832050	BUN HAMBURGER WG 3.5 SLICED	FLOWERS	120/2 oz	\$18.28	\$4.570 Per 30
222123	99832050	BUN HAMBURGER WG 3.5 SLICED	FLOWERS	120/2 oz	\$18.28	\$2.437 Per 16
222123	99832050	BUN HAMBURGER WG 3.5 SLICED	FLOWERS	120/2 oz	\$18.28	\$1.828 Per 12
222124	99828820	BUN HOT DOG 6 WG SLICED	FLOWERS	144/1.33 oz	\$20.16	\$2.240 Per 16
222124	99828820	BUN HOT DOG 6 WG SLICED	FLOWERS	144/1.33 oz	\$20.16	\$1.680 Per 12
222125	99887160	BREAD GARLIC TOAST WG	FLOWERS	125/1.2 oz	\$19.30	\$1.853 Per 12
222127	99809400	BUN HOAGIE 5 WG SLICED	FLOWERS	120/2 oz	\$22.85	\$2.285 Per 12



June 6, 2018

Sedalia School District #200

Steve Triplett
2806 Matthew Drive
Sedalia, MO 65301

RE: 18-19 Fresh Bread Bid

Listed below are the prices being submitted for the upcoming 18-19 school year.

Item #	Product Description	Size	UPC	Bid Price
5476	51% Whole Grain White Sand Bread	24oz	7870080095	\$1.63
3447	53% Whole Grain White 4" Hamb Buns	12ct	7870080021	\$2.06
4266	53% Whole Grain White Hotdog Buns	16ct	7870080070	\$2.16
6055	53% Whole Grain White Steak Buns	24ct	7870080078	\$6.36

If you have any questions concerning the above, please feel free to contact me.

As always, we appreciate your continued support of Bimbo Bakeries USA.

Sincerely,
Bimbo Bakeries USA
Mike Douglas
Regional Sales Manager
Springfield Region
4520 West Kearney
Springfield MO
417-865-6627

18-19

Sedalia School District #200
2806 Matthew Drive
Sedalia MO 65301
Attn: Rowena Nickell, FSD
(660) 829-6346

Bakery Products

Bid only USDA school compliant whole grain products.

If you have a larger USDA school compliant pack size that you can bid, please do so.

All bids must be received in a sealed envelope by Thursday, June 7, 2018 at 10:00 a.m. at which time they will be opened

QTY	PRODUCT
	Whole Grain White Bread, Sandwich Pk/24
	Whole Grain Hamburger Buns Pk/30
	Whole Grain Hamburger Buns Pk/16
	Whole Grain Hamburger Buns Pk/12
	Whole Grain Hot Dog Buns Pk/16
	Whole Grain Hot Dog Buns Pk/12
	Whole Grain Texas Toast PK/12
	Whole Grain Seeded Steak Bun Pk/? 24
	Whole Grain Sub Rolls Pk/?

BID PRICE 2017-2018	ITEM #
\$1.58	5476
-	-
-	-
\$2.00	3447
\$2.10	4266
-	-
-	-
-	-
-	-
-	-
-	-
-	-
-	-
-	-
-	-
-	-
-	-
-	-
-	-

BID PRICE 2018-2019	ITEM #
1.63	5476
	NA
	NA
2.06	3447
2.16	4266
	NA
	NA
6.36	6055
	NA

Company Name Bimbo Bakeries USA
Mailing Address 4520 West Kearney
City, State, Zip Springfield MO 65803
Contact Person Mike Douglas
Telephone Number 417-865-6627
E-mail Address mdouglas@bbumail.com



SSD

Sedalia School District #200

District Office
2806 Matthew Drive
Sedalia, Missouri
65301-7981
(660) 829-6450
Fax (660) 827-8938
www.sedalia200.org

Bradley R. Pollitt, Ed.S.
Superintendent

Nancy L. Scott, Ed.D.
Assistant Superintendent
Human Resources
Federal Programs

Steven G. Triplett, Ed.S.
Assistant Superintendent
Buildings & Grounds
Support Services

Chris Pyle, Ed.S.
Director of
K-12 Special Education

Carla Wheeler, M.E.D.
Director of Curriculum
Instruction & Assessment

Bob Satnan, B.A.
Communications Director

Date: June 25, 2018

To: Sedalia School District #200 Board of Education
Brad Pollitt

From: Steve Triplett

Re: Dairy Bids

Attached please find the results of the dairy bid for the 2018-2019 school year.

We received bids from Hiland Dairy, and Springfield Grocers. Springfield Grocers submitted the lowest bid.

My recommendation is to accept the lowest overall bid from Springfield Grocers.

Thank you for your consideration in this matter. If you have any questions, please do not hesitate to give me a call.

**Accredited with
"Distinction in
Performance
2011-2012
2012-2013"**

Sedalia #200 is an equal
opportunity and affirmative
action employer

SEDALIA SCHOOL DISTRICT #200
BID ANALYSIS REPORT

Commodity: Dairy Bid

Bids Obtained by: Steve Triplett

Date: June 7, 2018

Vendor	Amount of Bid	Contact Person	Phone Number
<u>Hiland Dairy Foods Co.</u>	<u>See attached</u>	<u>Jeremy Terry</u>	<u>660-747-6722</u>
<u>SGC Foodservice</u>	<u>See attached</u>	<u>Jen Congdon</u>	<u>417-883-4230</u>

Recommendation:

Accept low qualified bid of: SGC Foodservice - see attached bid form

Accept local bid of: _____

Accept alternate bid of: _____

Use of commodity: Dairy Products

Does this replace an existing district commodity? NO YES (explain)

Annual bid for dairy products _____

Final approval

Steve G. Triplett

6-25-18
Date

Sedalia School District #200 Dairy Bid 2018-2019

Description	Hiland Dairy	SGC Food Service
1/2 Pint Skim Milk	\$0.26	\$0.23
1/2 Pint Chocolate Skim Milk	\$0.29	\$0.26
1/2 Pint Plain 1% Milk	\$0.27	\$0.23
Cottage Cheese LF (5 lb)	\$9.75	\$10.82
Light Sour Cream (5lb)	\$9.00	\$5.48
Light Individual Sour Cream	\$17.25	\$0.14
Low Fat 4 oz. Assorted Flavor Yogurt	\$0.37	\$0.29
Fudge Bar	\$0.30	\$0.31
Low Fat Cookie N Cream Bar	\$0.29	\$0.38
Low Fat Vanilla Mini Cone	\$0.47	NB
Regular Fat Sandwich 3.5 oz.	\$0.33	\$0.34
Regular Fat Chocolate Crunch Bar	\$0.45	\$0.39
Regular Fat Strawberry Crunch Bar	\$0.45	\$0.39

Sedalia School District #200
 2806 Matthew Drive
 Sedalia MO 65301
 Attn: Rowena Nickell, FSD
 (660) 829-6346

Dairy Products

Milk deliveries are required EARLY, DAILY at all 8 schools.

All bids must be received in a sealed envelope by Thursday, June 7, 2018 at 10:00 a.m. at which time they will be opened.
 June Esc/De-esc

QTY	PRODUCT	FIXED RATE ONLY	
		BID PRICE 2017-2018	BID PRICE 2018-2019
	1/2 Pint Skim Milk	\$0.25	.2200
	1/2 Pint Chocolate Skim Milk	\$0.28	.2475
	1/2 Pint Plain 1% Milk	\$0.26	.2300
	Cottage Cheese LF (5 lb)	\$9.94	8.7500
	Light Sour Cream (5 lb)	\$9.27	8.0000
	Light Individual Sour Cream	-	15.9500
	Lowfat 4 oz. Assorted Flavor Yogurt	-	.3500
	Fudge Bar	\$0.29	.3000
	Low Fat Cookie N Cream Bar	\$0.28	.2900
	Low Fat Vanilla Mini Cone	\$0.46	.4700
	Reg. Fat Sandwich 3.5 oz.	\$0.33	.3300
	RF Chocolate Crunch Bar	\$0.45	.4500
	RF Strawberry Crunch Bar	\$0.45	.4500

Company Name Hiland Dairy Foods Co
 Mailing Address 463 NE Hwy 13
 City, State, Zip Warrensburg, MO 64093
 Contact Person Jay Terry
 Telephone Number 660-747-6722
 E-mail Address jterry@hilanddairy.com

Sedalia School District #200
 2806 Matthew Drive
 Sedalia MO 65301
 Attn: Rowena Nickell, FSD
 (660) 829-6346


Dairy Products

Milk deliveries are required EARLY, DAILY at all 8 schools.

All bids must be received in a sealed envelope by Thursday, June 7, 2018 at 10:00 a.m. at which time they will be opened.

QTY	PRODUCT	FIXED RATE ONLY	
		BID PRICE 2017-2018	BID PRICE 2018-2019
	1/2 Pint Skim Milk	\$0.25	.2600
	1/2 Pint Chocolate Skim Milk	\$0.28	.2875
	1/2 Pint Plain 1% Milk	\$0.26	.2700
	Cottage Cheese LF (5 lb)	\$9.94	9.7500
	Light Sour Cream (5 lb)	\$9.27	9.0000
	Light Individual Sour Cream	-	17.2500
	Lowfat 4 oz. Assorted Flavor Yogurt	-	.3700
	Fudge Bar	\$0.29	.3000
	Low Fat Cookie N Cream Bar	\$0.28	.2900
	Low Fat Vanilla Mini Cone	\$0.46	.4700
	Reg. Fat Sandwich 3.5 oz.	\$0.33	.3300
	RF Chocolate Crunch Bar	\$0.45	.4500
	RF Strawberry Crunch Bar	\$0.45	.4500

Company Name Hiland Dairy Foods Co
 Mailing Address 463 NE Hwy 13
 City, State, Zip Warrensburg, MO 64093
 Contact Person Jay Terry
 Telephone Number 660-747-6722
 E-mail Address jterry@hilanddairy.com





P.O. Box 8500 Springfield, MO 65801-8500
Phone (417) 883-4230

To: Steve Triplett
Assistant Superintendent
Sedalia School District #200

Thank you for the opportunity to provide a milk proposal for your fluid dairy needs for the 2018-19 school year. This is an escalator bid which fluctuates monthly based on our cost. The price shown below is for June 2018.

SUPC	Item Description	Current Cost	
		Per Unit	June 2018
195529	Milk Fat Free 1/2 pt 50 ct	\$0.226	\$11.30
195785	Milk Choc Skim 1/2 pt 50 ct	\$0.260	\$13.00
195787	Milk 1% White 1/2 pt 50 ct	\$0.226	\$11.30
194324	Cheese Cottage 2% LF 5# 4 ct	\$10.82	\$43.28
196624	Sour Cream Light 5# 4 ct	\$5.484	\$21.94
196619	Sour Cream Cultured Cup 1oz 100 ct	\$0.144	\$14.39
	Yogurt Assorted 4 oz 48 ct	\$0.29	\$14.02

Please note that SGC Foodservice does not rotate or provide credit for outdated milk. The milk deliveries will be consolidated with each of the school's grocery orders to maximize efficiency and to maintain the lowest case cost possible. There is a **minimum** order of \$350 for delivery.

We are committed to maintaining a high service level to continue in the success of supplying all categories to our schools.

Again, thank you for this opportunity. Please do not hesitate to call if you have any questions.

Jenn Congdon

Education Specialist
SGC Foodservice
2415 West Battlefield
Springfield, Missouri 65807
(417) 883-4230

Sedalia School District #200
 2806 Matthew Drive
 Sedalia MO 65301
 Attn: Rowena Nickell, FSD
 (660) 829-6346

Dairy Products

Milk deliveries are required EARLY, DAILY at all 8 schools.

All bids must be received in a sealed envelope by Thursday, June 7, 2018 at 10:00 a.m. at which time they will be opened.

QTY	PRODUCT	FIXED RATE ONLY	
		BID PRICE 2017-2018	BID PRICE 2018-2019
	1/2 Pint Skim Milk	\$0.25	.226
	1/2 Pint Chocolate Skim Milk	\$0.28	.260
	1/2 Pint Plain 1% Milk	\$0.26	.226
	Cottage Cheese LF (5 lb)	\$9.94	10.82
	Light Sour Cream (5 lb)	\$9.27	5.484
	Light Individual Sour Cream	-	.144
	Lowfat 4 oz. Assorted Flavor Yogurt	-	.29
	Fudge Bar	\$0.29	.31
	Low Fat Cookie N Cream Bar	\$0.28	.38
	Low Fat Vanilla Mini Cone	\$0.46	no bid
	Reg. Fat Sandwich 3.5 oz.	\$0.33	.34
	RF Chocolate Crunch Bar	\$0.45	.39
	RF Strawberry Crunch Bar	\$0.45	.39

Company Name Sgc Foodservice
 Mailing Address 2415 W. Battlefield Rd.
 City, State, Zip Springfield mo 65807
 Contact Person John Engdon
 Telephone Number 417-883-4230 xt. 252
 E-mail Address jpgustafson@sgcfoodservice.com



SSD

Sedalia School District #200

*District Office
2806 Matthew Drive
Sedalia, Missouri
65301-7981
(660) 829-6450
Fax (660) 827-8938
www.sedalia200.org*

Bradley R. Pollitt, Ed.S.
Superintendent

Nancy L. Scott, Ed.D.
Assistant Superintendent
Human Resources
Federal Programs

Steven G. Triplett, Ed.S.
Assistant Superintendent
Buildings & Grounds
Support Services

Chris Pyle, Ed.S.
Director of
K-12 Special Education

Carla Wheeler, M.E.D.
Director of Curriculum
Instruction & Assessment

Bob Satnan, B.A.
Communications Director

Date: June 25, 2018

To: Sedalia School District #200 Board of Education
Brad Pollitt

From: Steve Triplett

Re: Ware Washing

Attached please find the results of the ware washing bids for the 2018-2019 school year.

We received bids from Ecolab, Meyer Laboratories, and Springfield Grocers. All three companies won a portion of the bid are being recommended as such.

My recommendation is to accept the lowest overall bids from Ecolab, Meyer Laboratories, and Springfield Grocers as stated on the bid sheet.

Thank you for your consideration in this matter. If you have any questions, please do not hesitate to give me a call.

**Accredited with
"Distinction in
Performance
2011-2012
2012-2013"**

Sedalia #200 is an equal
opportunity and affirmative
action employer

**SEDALIA SCHOOL DISTRICT #200
BID ANALYSIS REPORT**

Commodity: Ware Washing Bid

Bids Obtained by: Steve Triplett

Date: June 7, 2018

Vendor	Amount of Bid	Contact Person	Phone Number
<u>SGC Foodservice</u>	<u>See attached</u>	<u>Jenn Congdon</u>	<u>417-883-4230</u>
<u>Meyer Laboratories</u>	<u>See attached</u>	<u>Randy Walder</u>	<u>660-707-3205</u>
<u>Ecolab Inc</u>	<u>See attached</u>	<u>Dale Mrozinski</u>	<u>651-250-4358</u>

Recommendation:


- Accept low qualified bid of:** SGC Foodservice, Meyer Laboratories, Ecolab Inc
- Accept local bid of:** _____
- Accept alternate bid of:** SGC Foodservice, Ecolab Inc

Use of commodity: Ware Washing products

Does this replace an existing district commodity? NO YES (explain)

Annual bid for ware washing products

Final approval



6-25-18
Date

Sedalia School District #200 Ware Washing Bid 2018-2019

Description	SGC Foodservice	Meyer Laboratories	Ecolab Inc
Ahead Floor Cleaner 4-1 gal	*\$34.02	\$35.60	\$43.88
Combi-Therm Liquid Oven Cleaner	*\$28.40	\$15.00/1 gal	\$32.75
Drain Relief 2.5 gal	\$144.26	*\$98.00/5 gal	\$157.83
Heavy Duty Floor Cleaner EB38 4-1 gal	*\$34.02	\$76.00	\$45.45
Jet Dry 4-1 gal	\$92.97	\$78.00	*\$79.09
Lime Away 4-1 gal	\$50.30	\$36.00	*\$36.88
Oasis 115 XP 1-2.5 gal	*\$60.93	NB	\$43.88
Oasis 146 Multi Quat 1-2.5 gal	*\$46.13	\$15.00/1 gal	\$54.85
Pan Dandy 1-5 gal	*\$35.06	NB	\$49.79
Pantastic 1-5 gal	*\$59.33	\$59.50	\$69.79
Quat Test Paper	*\$3.99 (100 ct)	NB	NB
Solid Power XL 4-1 gal	\$94.47	\$85.00/5 gal	*\$91.89
Wash N Walk NR Floor 2.5 gal	*\$51.86	\$10.00/1 gal	\$79.95

* Items awarded to specific vendors



Sedalia School District #200 Warewash Bid 18/19 SY

Item #	Description	Brand	Mfg #	Pack Size	Sell Price
016377	CLEANER PINE ALL PURPOSE	SWISHER	6101268	4/1 GAL	\$34.02
026894	CLEANER OVEN & GRILL	SWISHER	6101235	4/1 GAL	\$28.40
027058	DRAIN TREATMENT ENZYMATIC	SWISHER	6101212	1/2.5 GAL	\$144.26
016377	CLEANER PINE ALL PURPOSE	SWISHER	6101268	4/1 GAL	\$34.02
026751	RINSE ADDITIVE	SWISHER	610272	4/1 GALLON	\$92.97
026907	CLEANER DELIMER	SWISHER	6101243	4/1 GAL	\$50.30
026380	FLOOR CLEANER ALKALINE	SWISHER	6101208	1/2.5 GAL	\$60.93
611280	SANITIZER MULTI QUAT	SWISHER	6101280	1/2.5 GAL	\$46.13
126943	DERTERGENT POT & PAN PINK	SWISHER	6101230	1/5 GAL	\$35.06
027015	DETERGENT HAND DISH AURORA	SWISHER	6101417	1/5 GAL	\$59.33
265082	TEST STRIP QUATERNARY 0-400PPM	FRANKLIN M	142-1363	1/100CT	\$3.99
027043	DETERGENT MACHINE ENCAPSULAT	SWISHER	6101508	4/8#	\$94.47
027506	CLEANER FLOOR EZ NO RINSE	SWISHER	6101293	1/2.5 GALLON	\$51.86

Sedalia School District #200
 2806 Matthew Drive
 Sedalia MO 65301
 Attn: Rowena Nickell, FSD
 (660) 829-6346

Warewashing Products

All bids must be received in a sealed envelope by Thursday, June 7, 2018 at 10:00 a.m. at which time they will be opened.

QTY	PRODUCT
4 - 1 gal	Ahead Floor Cleaner
12 qts	Combi-Therm Liquid Oven Cleaner
1- 2.5 gal	Drain Relief
4 - 1 gal	Heavy Duty Floor Cleaner EB38
4 - 1 gal	Jet Dry
4 - 1 gal	Lime Away
1- 2.5 gal	Oasis 115 XP
1- 2.5 gal	Oasis 146 Multi Quat
1- 5 gal	Pan Dandy
1- 5 gal	Pantastic
	Quat Test Paper
4	Solid Power XL, 1 Gallon
	Wash N Walk NR Floor

BID PRICE 2017-2018	ITEM #
\$35.79	16377
\$30.10	26894
\$144.25	27058
-	-
\$79.09	11817
\$36.88	6101131
-	-
\$46.13	611280
-	-
\$61.32	27015
-	-
\$91.89	6100185
\$53.04	27506

BID PRICE 2018-2019	ITEM #
\$43.88	6110625
\$32.75	6100704
\$157.83	6129810
\$45.45	6114696
\$79.09	6111817
\$36.88	6101131
\$43.88	6110625
\$54.85	6100536
\$49.79	6111288
\$69.79	6112971
\$91.89	6100185
\$79.95	6100731

★
 ★
 ★ -13
 ★ -13
 ★ -3

Company Name Ecolab Inc.
 Mailing Address 1 Ecolab Place EGH7
 City, State, Zip St. Paul, MN 55102
 Contact Person Dale Mrozinski
 Telephone Number 651-250-4358
 E-mail Address gov.sales@ecolab.com

Sedalia School District #200
 2806 Matthew Drive
 Sedalia MO 65301
 Attn: Rowena Nickell, FSD
 (660) 829-6346

Warewashing Products

All bids must be received in a sealed envelope by Thursday, June 7, 2018 at 10:00 a.m. at which time they will be opened.

QTY	PRODUCT
4 - 1 gal	Ahead Floor Cleaner
12 qts	Combi-Therm Liquid Oven Cleaner
★ 1- 2.5 gal	Drain Relief
4 - 1 gal	Heavy Duty Floor Cleaner EB38
4 - 1 gal	Jet Dry
4 - 1 gal	Lime Away
1- 2.5 gal	Oasis 115 XP
1- 2.5 gal	Oasis 146 Multi Quat
1- 5 gal	Pan Dandy
1- 5 gal	Pantastic
	Quat Test Paper
4	Solid Power XL, 1 Gallon
	Wash, N Walk NR Floor

BID PRICE 2017-2018	ITEM #
\$35.79	16377
\$30.10	26894
\$144.25	27058
-	-
\$79.09	11817
\$36.88	6101131
-	-
\$46.13	611280
-	-
\$61.32	27015
-	-
\$91.89	6100185
\$53.04	27506

BID PRICE 2018-2019	ITEM #
35 ⁰⁰	QHI
15 ⁰⁰ /gal	MK6351 ^{oven}
98 ⁰⁰ /5gal	Gr5 ^{lime}
19 ⁰⁰ /gal	EB38
19 ⁵⁰ /gal	Sons1
9 ⁰⁰ /gal	WDEL
15 ⁰⁰ /gal	SA1
59 ⁵⁰ /5gal	Upp5
85 ⁰⁰ /5gal	UHWDS
10 ⁰⁰ /gal	Blast.

Company Name

Meyer Lab.

Mailing Address

2401 W. Jefferson

City, State, Zip

Blue Springs MO 64015

Contact Person

Randy Walder

Telephone Number

660-707-3205

E-mail Address

rwalder@meyerlab.com

Sedalia School District #200
 2806 Matthew Drive
 Sedalia MO 65301
 Attn: Rowena Nickell, FSD
 (660) 829-6346

Warewashing Products

All bids must be received in a sealed envelope by Thursday, June 7, 2018 at 10:00 a.m. at which time they will be opened.

QTY	PRODUCT
4 - 1 gal	Ahead Floor Cleaner
12 qts	Combi-Therm Liquid Oven Cleaner
* 1- 2.5 gal	Drain Relief
* 4 - 1 gal	Heavy Duty Floor Cleaner EB38
* 4 - 1 gal	Jet Dry
* 4 - 1 gal	Lime Away
1- 2.5 gal	Oasis 115 XP
* 1- 2.5 gal	Oasis 146 Multi Quat
1- 5 gal	Pan Dandy
* 1- 5 gal	Pantastic
100 ct	Quat Test Paper
* 4	Solid Power XL, 1 Gallon
112.5 gal	Wash N Walk NR Floor

BID PRICE 2017-2018	ITEM #
\$35.79	16377
\$30.10	26894
\$144.25	27058
-	-
\$79.09	11817
\$36.88	6101131
-	-
\$46.13	611280
-	-
\$61.32	27015
-	-
\$91.89	6100185
\$53.04	27506

BID PRICE 2018-2019	ITEM #
34.02	016377
28.40	026894
* 144.26	027058
34.02	016377
* 92.97	026751
* 50.30	026907
60.93	026380
* 46.13	611280
35.02	126943
* 59.33	027015
3.99	265082
* 94.47	027043
51.86	027506

4/1 gal

√ - 8

√ - 10

Company Name SGC Foodservice
 Mailing Address 2415 W. Battelheld Rd.
 City, State, Zip Springfield, MO 65807
 Contact Person Jenn Condon
 Telephone Number 417-883-4230 xt. 252
 E-mail Address jgustafson@sgcfoodservice.com

**SSD****Sedalia School District #200**

*District Office
2806 Matthew Drive
Sedalia, Missouri
65301-7981
(660) 829-6450
Fax (660) 827-8938
www.sedalia200.org*

Bradley R. Pollitt, Ed.S.
Superintendent

TO: Sedalia School District #200 Board of Education
Brad Pollitt

Nancy L. Scott, Ed.D.
Assistant Superintendent
Human Resources
Federal Programs

FROM: Steve Triplett

DATE: June 25, 2018

Steven G. Triplett, Ed.S.
Assistant Superintendent
Buildings & Grounds
Support Services

RE: Asphalt Repair Bid

Chris Pyle, Ed.S.
Director of
K-12 Special Education

Attached you will find information and a bid analysis regarding our most recent bid process for repairing the staff parking lot and the running track at Sedalia Middle School. We received only one bid from Higgins Asphalt Paving Company out of Tipton, Missouri.

Carla Wheeler, M.E.D.
Director of Curriculum
Instruction & Assessment

My recommendation is to accept the bid of \$98,560.50 from Higgins Asphalt. We have worked with this company on several other asphalt projects and are always satisfied with their quality of work. This project is on the Five Year Maintenance Plan with work scheduled to be completed by the beginning of the 2018-19 school year.

Bob Satnan, B.A.
Communications Director

Thank you for your consideration in this matter. If you have any questions, please do not hesitate to give me a call.

**Accredited with
"Distinction in
Performance
2011-2012
2012-2013"**

Sedalia #200 is an equal
opportunity and affirmative
action employer

**SEDALIA SCHOOL DISTRICT #200
BID ANALYSIS REPORT**

Commodity: Sedalia Middle School Asphalt Bid

Bids Obtained by: Richie Simons

Date: April 26, 2018

Vendor	Amount of Bid	Contact Person	Phone Number
<u>Higgins Asphalt Paving</u>	<u>\$98,560.50</u>	<u>Keith Higgins</u>	<u>660-252-4540</u>

Recommendation:

- Accept low qualified bid of:** Higgins Asphalt Paving Co @\$98,560.50
- Accept local bid of:** _____
- Accept alternate bid of:** _____

Use of commodity: SMS Parking Lot and Track/Mill lay fabric and overlay 2"

Does this replace an existing district commodity? **NO** **YES (explain):**

Replacing asphalt parking lot and track at Sedalia Middle School

Final Approval  6-25-18
Date



HIGGINS ASPHALT PAVING CO., INC.

35086 HIGGINS ROAD

TIPTON, MO 65081

Contact: STUART ENGLISH stuart@higginsasphalt.com

Phone: 660-252-4540

Fax: 660-956-0039

Quote To: SEDALIA 200 SCHOOL DISTRICT
2806 MATHEW DRIVE
SEDALIA, MO 65301

Proposal #: P18073
Job Name: SEDALIA MIDDLE SCHOOL

Date of Plans:
Bid Date: 4/26/18

Phone: 660-829-6450
Fax: 660-829-8938
Cell:

Revisions Date:
E-mail: simonsrichie@sedalia.k12.mo.us

ITEM	DESCRIPTION	QUANTITY	UNIT	UNIT PRICE	AMOUNT
PARKING LOT					
20	MILL BUTT JOINTS, WEDGE, LAY FABRIC & OVERLAY 2"	5,070.00	SY	11.60	58,812.00
TRACK					
40	FILL WIDE CRACKS, LAY FABRIC AND OVERLAY 2"	3,285.00	SY	12.10	39,748.50
GRAND TOTAL					\$98,560.50

NOTES:

EXCLUDES:

- BONDS
- PERMITS
- LANDSCAPE RESTORATION
- PAVEMENT MARKINGS

BID IS BASED ON ONE MOBILIZATION.
 BID IS BASED ON 2018 CONSTRUCTION SEASON PRICING.
 PRICE IS SUBJECT TO INCREASE IF OIL INCREASES.
 BID IS BASED ON A 40 HOUR WORK WEEK. PREMIUM RATES WILL APPLY IF ASKED TO WORK OVERTIME.
 PAYMENT IS DUE UPON COMPLETION OF WORK. SERVICE CHARGES OF 1.5% WILL BEGIN AFTER 5 DAYS.
 IF NOT ITEMIZED ON THIS PROPOSAL IT IS NOT INCLUDED.
 BID IS GOOD FOR 15 DAYS.

AFFIDAVIT OF PUBLICATION

(Space above for recording information)

STATE OF MISSOURI) ss.
COUNTY OF PETTIS)

I, William D. Weibert, being duly sworn according to law, state that I am the Publisher of the Sedalia Democrat a daily newspaper of general circulation in the County of Pettis, State of Missouri, where located; which newspaper has been admitted to the Post Office as periodical class matter in the City of Sedalia, Missouri, the city of publication, which newspaper has been published regularly and consecutively for a period of three years and has a list of bona fide subscribers, voluntarily engaged as such who have paid or agreed to pay a stated price for a subscription for a definite period of time, and that such newspaper has complied with the provision of Section 493.050, Revised Statutes of Missouri 2000, and Section 59.310, Revised Statutes of Missouri 2000.

The affixed notice appeared in said newspaper for one time as follows:

1st Insertion: Vol.	<u>150</u>	No. <u>92</u>	<u>18th</u> day of <u>April</u>	20 <u>18</u>
2nd Insertion: Vol.	_____	No. _____	_____ day of _____	20 _____
3rd Insertion: Vol.	_____	No. _____	_____ day of _____	20 _____
4th Insertion: Vol.	_____	No. _____	_____ day of _____	20 _____
5th Insertion: Vol.	_____	No. _____	_____ day of _____	20 _____
6th Insertion: Vol.	_____	No. _____	_____ day of _____	20 _____
7th Insertion: Vol.	_____	No. _____	_____ day of _____	20 _____

Signed [Signature]

Subscribed and sworn to before me this 18th day of April 20 18

[Signature]
Debra S. Houston, Notary Public

My commission expires, 06-15-2019

NOTICE TO BIDDERS

The Sedalia School District #200 is accepting sealed bids for asphalt overlay at Sedalia Middle School parking lot and track located at 2205 South Ingram, Sedalia, MO 65301. For information, contact Richie Simons, 660-460-1270. Bids should be delivered to the District office, 2806 Matthew Drive, Sedalia, MO, by 2:00 p.m., Thursday, April 26, 2018. Sedalia School District #200 reserves the right to refuse and/or reject any or all bids. 1x-4/18, 2018

DEBRA S. HOUSTON
Notary Public - Notary Seal
STATE OF MISSOURI
Pettis County
Commission # 15529178
My Commission Expires: 06/15/2019



SSD

Sedalia School District #200

District Office
2806 Matthew Drive
Sedalia, Missouri
65301-7981
(660) 829-6450
Fax (660) 827-8938
www.sedalia200.org

Bradley R. Pollitt, Ed.S.
Superintendent

Nancy L. Scott, Ed.D.
Assistant Superintendent
Human Resources
Federal Programs

Steven G. Triplett, Ed.S.
Assistant Superintendent
Buildings & Grounds
Support Services

Chris Pyle, Ed.S.
Director of
K-12 Special Education

Carla Wheeler, M.E.D.
Director of Curriculum
Instruction & Assessment

Bob Satnan, B.A.
Communications Director

TO: Sedalia School District #200 Board of Education
Brad Pollitt

FROM: Steve Triplett

DATE: June 25, 2018

RE: Exterior Door Replacement

Attached you will find information and a bid analysis regarding our most recent bid process for installation of a new exterior doors at Horace Mann and Washington Elementary schools. We received only one bid from Dugan Glass Inc. of Sedalia.

My recommendation is to accept the low bid from Dugan Glass Inc. for \$43,760 for Horace Mann, and \$49,500 for Washington. Total cost is \$90,260. This project is part of our five year maintenance plan.

Thank you for your consideration in this matter. If you have any questions, please do not hesitate to give me a call.

Accredited with
"Distinction in
Performance
2011-2012
2012-2013"

Sedalia #200 is an equal
opportunity and affirmative
action employer

**SEDALIA SCHOOL DISTRICT #200
BID ANALYSIS REPORT**

Commodity: Horace Mann/Washington Elementary Exterior Door Replacement Bid

Bids Obtained by: Richie Simons

Date: May 30, 2018

Vendor	Amount of Bid	Contact Person	Phone Number
<u>Dugan Glass Inc</u>	<u>\$90,260.00</u>	<u>Tom Dugan</u>	<u>660-827-4910</u>

Recommendation:

- Accept low qualified bid of:** Dugan Glass Inc \$90,260.00
- Accept local bid of:** _____
- Accept alternate bid of:** _____

Use of commodity: Exterior Door Replacement for Horace Mann/Washington Elementary

Does this replace an existing district commodity? NO YES (explain)

Horace Mann Elementary Exterior Door Replacement \$43,760.00

Washington Elementary Exterior Door Replacement \$46,500.00

Final approval *Stan G. Light* 6-25-18
Date

PROPOSAL

DUGAN GLASS INC.
2810 W. MAIN
SEDALIA, MO. 65301
PH (660) 827-4910
FAX (660) 827-0728

BID TO SEDALIA SCHOOL DISTRICT #200
JOB HORACE MANN SCHOOL - DOOR REPLACEMENTS
BID DATE 5/29/2018

QUOTE INCLUDES

QUOTED BY TOM DUGAN

LABOR AND MATERIALS FOR THE FOLLOWING:

SOUTH ENTRANCES

DEMO AND INSTALL (3) PAIRS OF DOORS AND FRAMES 74" X 85" FRAME SIZE

DEMO AND INSTALL (1) PAIR OF DOORS AND FRAME WITH TRANSOM 72" X 110" FRAME SIZE

DEMO AND INSTALL (1) PAIR OF DOORS AND FRAME WITH TRANSOM 76" X 151" FRAME SIZE
**THIS SET WILL HAVE 8' TALL DOORS*

DEMO AND INSTALL (1) PAIR OF DOORS AND FRAME WITH SIDELITES 152" X 88" FRAME SIZE
**SIDELITES WILL HAVE PANELS IN BOTTOM HALF AND GLASS IN TOP HALF*

NORTH ENTRANCES

DEMO AND INSTALL (1) PAIR OF DOORS AND FRAME 72" X 86" FRAME SIZE
**THIS PAIR WILL HAVE PANEL IN BOTH TOP AND BOTTOM OF DOORS*

DEMO AND INSTALL (1) SINGLE RIGHT HAND DOOR AND FRAME W/ TRANSOM 49" X 118" FRAME SIZE

EAST ENTRANCE

DEMO AND INSTALL (1) SINGLE RIGHT HAND DOOR AND FRAME 41" X 86" FRAME SIZE
**THIS DOOR WILL HAVE PANEL IN BOTH TOP AND BOTTOM OF DOOR*

WEST ENTRANCE

DEMO AND INSTALL (1) SINGLE LEFT HAND DOOR AND FRAME 42" X 85" FRAME SIZE
**THIS DOOR WILL HAVE PANEL IN BOTH TOP AND BOTTOM OF DOOR*

QUOTE CONTINUES ON PAGE #2

PROPOSAL PAGE 2

DUGAN GLASS INC.
2810 W. MAIN
SEDALIA, MO. 65301
PH (660) 827-4910
FAX (660) 827-0728

BID TO SEDALIA SCHOOL DISTRICT #200
JOB HORACE MANN SCHOOL - DOOR REPLACEMENTS
BID DATE 5/29/2018

QUOTE INCLUDES

QUOTED BY TOM DUGAN

NEW DOOR AND FRAME MAKEUP AS DETAILED BELOW:

CLEAR ANODIZED FINISH
MEDIUM STILE ALUMINUM STOREFRONT DOORS
10" BOTTOM RAIL
MIDDLE CROSS RAIL DIVIDING INTO UPPER AND LOWER GLAZING
UPPER GLAZING TO BE 1" CLEAR TEMPERED INSULATED GLASS (UNLESS OTHERWISE NOTED)
LOWER GLAZING TO BE 1" SILVER INSULATED PANEL
FULL HEIGHT CONTINUOUS HINGES
CONCEALED VERTICAL ROD PANICS ON PAIR, RIM PANICS ON SINGLES
DOOR CLOSERS
STANDARD PULLS

*NEW FRAME WILL BE 4 1/2" OVERALL THICKNESS, EXISTING HOLLOW METAL IS A BIT THICKER
AND SOME OLD CAULKING / PAINT LINES MAY BE EXPOSED ON THE INTERIOR

*FINAL WINDOW WASHING IS NOT INCLUDED

*DOORS WILL ALL BE KEYED SEPARATELY AND WILL NOT MATCH EXISTING

*DOES NOT INCLUDE ANY INTERIOR DRYWALL OR PLASTER REPAIR

*CURRENT LEAD TIME ON DOOR ORDERS IS 8 WEEKS FROM ORDER DATE

DATE OF ACCEPTANCE _____

AUTHORIZED SIGNATURE _____

QUOTE TOTAL \$ **43,760.00**
tax not included

QUOTE IS SUBJECT TO MATERIAL PRICE INCREASES IF NOT ORDERED WITHIN 60 DAYS

PROPOSAL

DUGAN GLASS INC.
2810 W. MAIN
SEDALIA, MO. 65301
PH (660) 827-4910
FAX (660) 827-0728

BID TO SEDALIA SCHOOL DISTRICT #200
JOB WASHINGTON SCHOOL - DOOR REPLACEMENTS
BID DATE 5/29/2018

QUOTE INCLUDES

QUOTED BY TOM DUGAN

LABOR AND MATERIALS FOR THE FOLLOWING:

SOUTH ENTRANCE

DEMO AND INSTALL (1) SINGLE LEFT HAND DOOR AND FRAME WITH SIDELITES 65" X 88" FRAME SIZE
**SIDELITE WILL HAVE PANELS IN BOTTOM AND TOP HALF*

NORTH ENTRANCE

DEMO AND INSTALL (1) PAIR OF DOORS AND FRAME 65" X 88" FRAME SIZE
**THIS PAIR WILL HAVE PANEL IN BOTH TOP AND BOTTOM OF DOORS*

EAST ENTRANCE

DEMO AND INSTALL (1) SINGLE LEFT HAND DOOR AND FRAME 40" X 88" FRAME SIZE

WEST ENTRANCES

DEMO AND INSTALL (1) SINGLE RIGHT HAND DOOR AND FRAME 40" X 88" FRAME SIZE

DEMO AND INSTALL (1) SINGLE LEFT HAND DOOR AND FRAME 41" X 88" FRAME SIZE

**THIS DOOR WILL HAVE PANEL IN BOTH TOP AND BOTTOM OF DOOR*

DEMO AND INSTALL (1) SINGLE LEFT HAND DOOR AND FRAME WITH SIDELITE, 68" X 86" FRAME SIZE

**SIDELITE WILL HAVE PANEL IN BOTH TOP AND BOTTOM HALF*

DEMO AND INSTALL (1) SINGLE RIGHT HAND DOOR AND FRAME WITH SIDELITES AND TRANSOM

86 3/4" X 139" FRAME SIZE, 2ND FLOOR FIRE ESCAPE

DEMO AND INSTALL (1) SINGLE LEFT HAND DOOR AND FRAME WITH SIDELITES AND TRANSOM

86 3/4" X 139" FRAME SIZE, 2ND FLOOR FIRE ESCAPE

DEMO AND INSTALL (1) PAIR OF DOORS AND FRAME 68" X 87" FRAME SIZE

DEMO AND INSTALL (1) PAIR OF DOORS AND FRAME WITH SIDELITES AND TRANSOM

108" X 137" FRAME SIZE

DEMO AND INSTALL (1) PAIR OF DOORS AND FRAME WITH SIDELITES AND TRANSOM

110" X 137" FRAME SIZE

QUOTE CONTINUES ON PAGE #2

PROPOSAL PAGE 2

DUGAN GLASS INC.
2810 W. MAIN
SEDALIA, MO. 65301
PH (660) 827-4910
FAX (660) 827-0728

BID TO SEDALIA SCHOOL DISTRICT #200
JOB WASHINGTON SCHOOL - DOOR REPLACEMENTS
BID DATE 5/29/2018

QUOTE INCLUDES

QUOTED BY TOM DUGAN

NEW DOOR AND FRAME MAKEUP AS DETAILED BELOW:

CLEAR ANODIZED FINISH
MEDIUM STILE ALUMINUM STOREFRONT DOORS
10" BOTTOM RAIL
MIDDLE CROSS RAIL DIVIDING INTO UPPER AND LOWER GLAZING
UPPER GLAZING TO BE 1" CLEAR TEMPERED INSULATED GLASS (UNLESS OTHERWISE NOTED)
LOWER GLAZING TO BE 1" SILVER INSULATED PANEL
FULL HEIGHT CONTINUOUS HINGES
CONCEALED VERTICAL ROD PANICS ON PAIR, RIM PANICS ON SINGLES
DOOR CLOSERS
STANDARD PULLS

*NEW FRAME WILL BE 4 1/2" OVERALL THICKNESS, EXISTING HOLLOW METAL IS A BIT THICKER
AND SOME OLD CAULKING / PAINT LINES MAY BE EXPOSED ON THE INTERIOR

*FINAL WINDOW WASHING IS NOT INCLUDED

*DOORS WILL ALL BE KEYED SEPARATELY AND WILL NOT MATCH EXISTING

*DOES NOT INCLUDE ANY INTERIOR DRYWALL OR PLASTER REPAIR

*CURRENT LEAD TIME ON DOOR ORDERS IS 8 WEEKS FROM ORDER DATE

DATE OF ACCEPTANCE _____

AUTHORIZED SIGNATURE _____

QUOTE TOTAL \$ **46,500.00**

tax not included

QUOTE IS SUBJECT TO MATERIAL PRICE INCREASES IF NOT ORDERED WITHIN 60 DAYS

AFFIDAVIT OF PUBLICATION

(Space above for recording information)

STATE OF MISSOURI) ss.
COUNTY OF PETTIS)

I, William D. Weibert, being duly sworn according to law, state that I am the Publisher of The Sedalia Democrat a daily newspaper of general circulation in the County of Pettis, State of Missouri, where located; which newspaper has been admitted to the Post Office as periodical class matter in the City of Sedalia, Missouri, the city of publication, which newspaper has been published regularly and consecutively for a period of three years and has a list of bona fide subscribers, voluntarily engaged as such who have paid or agreed to pay a stated price for a subscription for a definite period of time, and that such newspaper has complied with the provision of Section 493.050, Revised Statutes of Missouri 2000, and Section 59.310, Revised Statutes of Missouri 2000.

The affixed notice appeared in said newspaper for one time as follows:

1st Insertion: Vol.	<u>150</u>	No. <u>114</u>	<u>15th</u> day of <u>May</u>	<u>20</u>	<u>18</u>
2nd Insertion: Vol.	_____	No. _____	_____ day of _____	20	_____
3rd Insertion: Vol.	_____	No. _____	_____ day of _____	20	_____
4th Insertion: Vol.	_____	No. _____	_____ day of _____	20	_____
5th Insertion: Vol.	_____	No. _____	_____ day of _____	20	_____
6th Insertion: Vol.	_____	No. _____	_____ day of _____	20	_____
7th Insertion: Vol.	_____	No. _____	_____ day of _____	20	_____

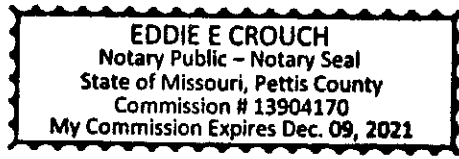
Signed [Signature]

Subscribed and sworn to before me this 15th May 20 18

[Signature]
Eddie E. Crouch, Notary Public

My commission expires, 12-09-2021

NOTICE TO BIDDERS
The Sedalia School District #200 is accepting bids for exterior door replacement at Horace Mann Elementary and Washington Elementary. For specifications contact Richie Simons at 660-460-1270. Sealed bids marked "Door Replacement" will be accepted at the District Office, 2806 Matthew Drive, Sedalia, MO 65301 until 10:00 a.m., on Wednesday, May 30, 2018. The Sedalia School District reserves the right to refuse and/or reject any or all bids.
1x-5/15, 2018



**SSD****Sedalia School District #200**

*District Office
2806 Matthew Drive
Sedalia, Missouri
65301-7981
(660) 829-6450
Fax (660) 827-8938
www.sedalia200.org*

Bradley R. Pollitt, Ed.S.
Superintendent

Nancy L. Scott, Ed.D.
Assistant Superintendent
Human Resources
Federal Programs

Steven G. Triplett, Ed.S.
Assistant Superintendent
Buildings & Grounds
Support Services

Chris Pyle, Ed.S.
Director of
K-12 Special Education

Carla Wheeler, M.E.D.
Director of Curriculum
Instruction & Assessment

Bob Satnan, B.A.
Communications Director

TO: Sedalia School District #200 Board of Education
Brad Pollitt

FROM: Steve Triplett

DATE: June 25, 2018

RE: Shop/Warehouse Bid

Attached you will find information and a bid analysis regarding our most recent bid process for the new construction of a warehouse and expansion to our current maintenance shop. We received bids from three different vendors.

B. Dean Construction was the low bid of \$498,000.00 for the shop addition and \$986,000.00 for the warehouse for a total cost of \$1,484,000.00. The two other bids were for \$1,523,100.00 and \$1,682,000.00.

At this time we feel that the square foot cost of new construction is too expensive to move forward with the project. It is my recommendation to the Board that we reject all bids.

Thank you for your consideration in this matter. If you have any questions, please do not hesitate to give me a call.

**Accredited with
"Distinction in
Performance
2011-2012
2012-2013"**

Sedalia #200 is an equal
opportunity and affirmative
action employer

1804 - New Maintenance & Warehouse Facilities

Bid Record: Job No. 1804
 Bid Date: June 13, 2018
 Bid Time: 4:00 PM, DST

Sedalia School District #200
 2806 Matthew Drive
 Sedalia, Missouri 65301

Contractor	Bond	Base Bid 1	Alternate 1a	Unit Cost 1a	Unit Cost 1b	Days	Base Bid 2	Unit Cost 2a	Unit Cost 2b	Days	Total BB1 + Alt. 1a	Total BB1+Alt. 1a+BB2
		Lump Sum	Lump Sum	per CY	per CY	BB 1 only	Lump Sum	per CY	per CY	BB 1 & 2		
B. Dean Const.	yes	\$422,000.00	\$76,000.00	\$49.00	\$87.00	210	\$986,000.00	\$49.00	\$87.00	240	\$498,000.00	\$1,484,000.00
Preferred Const.		NO BID										
Reasbeck Const.		NO BID										
Septagon Const.	yes	\$490,000.00	\$67,500.00	\$45.00	\$45.00	180	\$1,125,000.00	\$45.00	\$45.00	270	\$557,500.00	\$1,682,500.00
Verslues Const.	yes	\$481,700.00	\$64,900.00	\$38.00	\$106.00	180	\$976,500.00	\$38.00	\$106.00	240	\$546,600.00	\$1,523,100.00

Base Bid 1 - New Maintenance Building (Building 1)
 Alternate 1a - Bio-retention Basin and related work
 Unit Cost 1a - Extra Soil Remediation under Building Slab
 Unit Cost 1b - Extra Soil Remediation under Footings

Alternate 2 - New Warehouse Building (Building 2) and New Drives and Grading
 Unit Cost 2a - Extra Soil Remediation under Building Slab
 Unit Cost 2b - Extra Soil Remediation under Footings

Porter, Berendzen & Associates, P.C.
 305 E. Broadway, Suite A
 P.O. Box 446
 Ashland, MO 65010
 573.657.2022

Policy 6146

Use of Therapy Dogs in Schools – Situations Not Covered by the IDEA, Section 504, the ADA, the MHRA, or Other Applicable Disability Law

The use of therapy dogs as an individualized intervention or accommodation under the IDEA, Section 504, the ADA, the MHRA, or other disability law pertaining to individual students or employees will be addressed under the policies, regulations, and laws applicable to those situations. This policy shall not apply to the use of therapy dogs as an individualize intervention or accommodation.

The purpose of this policy is to establish procedures applicable to the use of therapy dogs by staff members solely for the purpose of providing a general benefit to students, rather than providing individual interventions or accommodations for the benefit of a specific student or staff member. Accordingly, all references to “therapy dogs” in this policy shall apply only to the use of therapy dogs as a general benefit to students.

Regulation 6146

The school district supports the use of therapy dogs for the general benefit of its students, subject to the conditions of this regulation. Benefits from working or visiting with a therapy dog include reduced stress, improved physical and emotional wellbeing, lower blood pressure, decreased anxiety, improved self-esteem, and normalization of the environment, thereby increasing the likelihood of successful academic achievement by the student. Examples of activities that students may engage in with a therapy dog include petting and/or hugging the dog, speaking to the dog, giving the dog simple commands that the dog is trained to respond to, and reading to the dog.

Animal Assisted Activities and Animal Assisted interactions are non-goal-driven interactions where the specific content of the visit is spontaneous and is meant to provide motivational, educational, and/or recreational activities that enhance the quality of life.

Animal Assisted Therapy is a goal-driven intervention which is directed and/or delivered by an educational professional who is also a handler for the animal and is meant to improve physical, social, emotional and/or cognitive functioning of an individual.

A therapy dog is a dog that has been individually trained, evaluated and registered with his/her handler to provide animal assisted activities, animal assisted therapy, and animal assisted interactions within a school. Therapy dogs are not service animals, and do not have the same privileges and responsibilities as service animals.

A handler is an individual school district counselor or therapist who owns a therapy dog and who has been individually trained, evaluated and registered with his/her therapy dog to provide animal assisted activities, animal assisted therapy and animal assisted interactions within a school.

A therapy dog is the personal property of the handler and is not the property of the school district. The handler shall assume full responsibility for the therapy dog's care, behavior and suitability for interacting with students and others in the school while the therapy dog is on school district property.

Therapy Dog Standards and Procedures –

The following requirements must be satisfied before a therapy dog will be allowed in school buildings or on school district property:

1. Only one dog per building (prefer hypo-allergenic and non-shedding).
2. A handler who wishes to bring a therapy dog to school shall submit a completed written request form to the Superintendent or the Superintendent's designee, for approval.

3. The handler shall submit proof of registration as a therapy dog handler.
4. The handler shall submit proof from a licensed veterinarian that the therapy dog is in good health and has been immunized against diseases common to dogs. Such vaccinations shall be kept current and up to date all times.
5. The handler must submit a copy of an insurance policy that provides liability coverage for the work of the handler and therapy dog while the two are on school district property.
6. The handler shall bring only a registered therapy dog onto school district property.
7. The handler shall ensure that the therapy dog does not pose a health and safety risk to any student, employee, or other person at school and that the therapy dog is brought to the school district only when properly groomed, bathed, free of illness or injury and of the temperament appropriate for working with children in the schools.
8. The handler shall ensure that the therapy dog wears a collar or harness and a leash no longer than four feet and shall maintain control of the therapy dog at all times that the therapy dog is on school district property,
9. The handler shall be solely responsible for the supervision and humane care of the therapy dog. Including any feeding, exercising, and cleaning up after the therapy dog while the therapy dog is in a school building or on school property, shall not leave the therapy dog unsupervised or alone on school property at any time. The school district is not responsible for providing any care, supervision or assistance to the therapy dog.
10. The handler shall remove the therapy dog to a separate area as designated by the school administrator in such instances where any student or school employee who suffers dog allergies or aversions is present in an office, hallway or classroom.
11. The handler shall assume full responsibility and liability for any damage to school property or injury to district staff, students or others in the school caused by the therapy dog.
12. A therapy dog may be excluded from school district property if a school administrator deems such exclusion to be appropriate.

SEDALIA #200 SCHOOL DISTRICT
Request to Use Therapy Dog in School

This request shall be submitted to the Superintendent of the Sedalia #200 School or designee for approval each school year and/or whenever the handler wishes to use a different therapy dog.

Name of Handler:

Date _____ Name of Dog _____

Handler's Email _____ Handler Phone # _____

Handler Address:

School where the Dog will be used:

Approval of Principal

Please describe, in detail, what the dog will do at the school:


Please attach the following to this form:

1. Proof of registration as a therapy dog handler with the individual therapy dog to be used.

2. Proof from a licensed veterinarian that the therapy dog is in good health and has been immunized and these are up to date.
3. Proof of licensure from a dog licensing authority
4. Copy of an insurance policy that provides liability coverage for the therapy dog while the at school.

Handler's signature _____ Date _____

Superintendent Approval _____ Date _____




DISTRICT OFFICE MEMO

To: Board of Education & Mr. Pollitt
From: Steve Triplett
Date: June 25, 2018
Re: Security Positions

In our continued attempt to provide the safest possible environment for all staff and students, we feel that it is important to provide armed safety personnel at every school building.

I am requesting an additional six security officer positions which would allow us to be able to place additional officers at each elementary building and Whittier. The District will seek only those candidates eligible to carry a fire-arm. The cost for one officer that can carry a weapon is approximately \$38,000. Total annual cost to the District for six officers would be \$228,000.

Thank you for your consideration in approving this request.



DISTRICT OFFICE MEMO

To: Board of Education, Mr. Pollitt, Mr. Triplett
 From: Dr. Nancy Scott
 Date: June 25, 2018
 Re: Career & Technical Student Organizations (CTSO)

The Office of College and Career Readiness has developed the Common Criteria and Quality Indicators for Career Education Programs. One of the criteria requires the appropriate CTSO for the approved is affiliated with the state and national organization and is an intra-curricular element of the program.

DESE has established quality indicators for the CTSO as listed below.

- Quality Indicator 1 – The CTSO program of work is aligned with the CTSO's goals and objectives and is developed annually by students and instructors
- Quality Indicator 2 – The CTSO program of work includes leadership skills, career competency, community service, and school service
- Quality Indicator 3 – Curriculum goals and objectives are achieved through the integration of CTSO programs and activities
- Quality Indicator 4 – All students enrolled have the opportunity to participate in CTSO activities.
- Quality Indicator 5 – The local CTSO chapter is recognized for meeting state and/or national organization standards

At this time, the following CTSOs are established in coordination with the Career Education Program

- DECA for Marketing
- EdRising for Career Path Teaching
- FBLA for Business
- FCCLA for FACS
- HOSA for PLTW Bio Medical (Health)
- TSA for PLTW Technology (Computer Science courses)

Three of the above organizations are currently placed on Category VI (DECA, HOSA, TSA). To be consistent the remaining organizations should be placed on Category VI as well.

Approximate cost: \$5,000

Thank you for your consideration in approving this request.

Missouri Consultants for Education, LLC

803 West Lockwood Avenue
Glendale, Missouri 63122

Phone: (314) 878-5600
Fax: (314) 878-5607
tmickes@mickesotoole.com
www.moconed.com

May 21, 2018

Re: May 2018 MCE Updates

Dear Superintendent:

The policy updates include legislative mandates that go into effect July 1, 2018. The third update, “Website Accessibility,” is a response to an increasing number of ADA lawsuits asserting that a district’s website is not, in whole or in part, accessible to individuals with disabilities.

If you have any questions concerning the new updates, please call me at my office number (314) 878-5600 or on my cell (314) 330-8903. As you know, there is no charge for policy questions. The May 2018 updates are as follows:

Policy 1320 –Website Accessibility

This is a new policy that addresses the need to make website content accessible to persons with disabilities and to comply with the Americans with Disabilities Act (ADA). The modifications include, providing an audio input and larger print among other modifications. The policy allows for technical changes in a website or in the District’s provision of physical copies that convey the website content in the modality of the disabled person. For those districts utilizing MCE’s hosting services, your MCE website policies are compliant with the ADA. Please note that in the first and third sections, Districts will need to insert the name, email address, and telephone number to be utilized by patrons to report accessibility issues or to file a formal complaint. Adoption is highly recommended.

Policy 2812 – Identification of At-Risk Students

Newly enacted statute §167.905 requires Missouri districts to enact a policy to identify at-risk students. As statutorily mandated, the District must have a policy by July 1, 2018. The statute mandates four identifiers that we have provided in the Identification Section. While not required to have more than the mandatory identifiers, the policy sets out additional identifiers for districts use at their option. These additional modifiers are contained in the last paragraph of our Identification section. Adoption is mandatory.

May 21, 2018

Page 2

Policy 6445 – Screening for Dyslexia

Similarly, this new policy is the result of a legislative mandate the districts have a Dyslexia Screening policy by July 1, 2018. Our new policy is fully compliant with the statute. The new policy provides the groups of students to be screened; methods for screening; and provisions for mandatory teacher training. Adoption is mandatory.

BOARD ACTION

All three policies may be considered in one vote as follows. I move to adopt the following policies:

P1320

P2812

P6445

If you have any questions concerning these updates or their implementation, please feel free to call. For more information about MCE's Policy Service, visit our website at <http://www.moconed.com>.

Sincerely,

MISSOURI CONSULTANTS FOR EDUCATION, LLC



Thomas A. Mickes

TAM/ndb
Enclosures

Equal Opportunity

Website Accessibility

The District is committed to providing accessibility of its website for students, parents, and members of the community with disabilities by meeting or exceeding the requirements of Section 508 of the Rehabilitation Act (29 U.S.C. 794d), as amended in 1998. Section 508 is a federal law that requires agencies to provide individuals with disabilities equal access to electronic information and data comparable to those who do not have disabilities, unless an undue burden would be imposed on the agency.

Information on the District's website will provide access either through modification of its website in conformance of the W3C WAI's Web Content Accessibility Guidelines (WCAG) or by providing the same information in a modality addressing an individual's disability. Students, parents and members of the community who have questions about the accessibility of content used, and/or would like to report barriers to accessing the District's website, please contact the District's **(Title/Name of Individual to be contacted)** at **(contact's email)** or call **(Insert contact's phone number)**, or **(list any other individuals that may be contacted. Include same information for this contact as previously listed)**, with detailed information on the location of the page or document you are attempting to access so we can make it accessible. Please include your name, email address and phone number so that we may contact you to provide the information in another format.

Website Accessibility

With regard to the District website and any official District web presence which is developed by, maintained by, or offered through third party vendors and open sources, the District is committed to compliance with the provisions of the Americans with Disabilities Act (ADA), Section 504 and Title II so that students, parents and members of the public with disabilities are able to independently acquire the same information, engage in the same interactions, and enjoy the same benefits and services within the same timeframe as those without disabilities, with substantially equivalent ease of use; and that they are not excluded from participation in, denied the benefits of, or otherwise subjected to discrimination in any District programs, services, and activities delivered online.

The District shall appoint an administrator(s) who will be responsible for reviewing and evaluating new material that is published by school staff and uploaded to the website for accessibility on a periodic basis. The designated responsible personnel or 3rd party, will be responsible for reviewing all areas of the District's website and evaluating its accessibility on a periodic basis, and at least once per quarter. Any non-conforming webpages will be corrected in a timely manner.

Website Accessibility Concerns, Complaints and Grievances

A student, parent or member of the public who wishes to submit a complaint or grievance regarding a violation of the Americans with Disabilities Act (ADA), Section 504 or Title II related to the accessibility of any official District web presence that is developed by, maintained by, or offered through the District, third party vendors and/or open sources may make complaints directly to **(Title/Name of Individual to be contacted)** at **(contact's email)** or call **(contact's phone number)**, or **(list any other individuals that may be contacted. Include same information for this contact as previously listed)**. The initial complaint or grievance should be made utilizing the procedures set forth in Policy/Regulation 1300 - Prohibition Against Harassment, Discrimination and Retaliation. When **(insert name(s) of contacts)** receives the information, they shall immediately inform the designated District official.

Whether or not a formal complaint or grievance is made, once the District has been notified of inaccessible content, effective communication shall be provided as soon as possible to the reporting party to provide access to the information in a modality specific to the individual's disability condition.

A record of each complaint and grievance made pursuant to this Policy shall be maintained at the District office. The record shall include a copy of the complaint or grievance filed, report of findings from the investigation, and the disposition of the matter.

Student Services**Identification of At-Risk Students**

The District is committed to identifying students who are at-risk of not being ready for college-level work or not being ready for employment in entry-level career positions. It is essential that such identification occur early enough that our schools can intervene with academic counseling, career counseling, and other intervention services to enhance a student's readiness for post high school academic or employment opportunities.

Identification

Consistent with this District's commitment, at-risk students will be identified by at least their ninth grade year, including students who transfer into the District during ninth grade. In order to identify such at-risk students, District staff will utilize the following criteria:

1. Student performance in Mathematics and English on the eighth grade Missouri Assessment Program (MAP) tests.
2. The District will consider comparable statewide assessment performance for students transferring into ninth grade from outside of Missouri.
3. The District's reported rate of students taking remedial courses in basic academic subjects of English, Mathematics, and Reading during their initial year of college. In assessing this data, the District will rely on data submitted by the Department of Higher Education pursuant to § 173.750 RSMo.
4. The student's attendance rates.

While the above at-risk identifiers are mandatory, the District may consider additional criteria including, but not limited to, review of discipline record; performance more than one grade level below in Reading and/or Math; core subject middle school grades; academic assessment results; contents of Section 504 Plan; ACE score (Adverse Childhood Experience) of 5 or more or other relevant identifiers.

Academic and Career Counseling

When at-risk students are identified, the District will initiate academic and/or career counseling as soon as is practicable to enhance at-risk students' opportunity to graduate on-time, and to enhance their college and/or career readiness.

This policy may be appropriately waived for any student with a disability upon the recommendation of the student's Individualized Education Program (IEP) team.

May 2018, Copyright © 2018 Missouri Consultants for Education, LLC

Evaluation Services**Screening for Dyslexia**

Dyslexia is a disorder that is neurological in origin, characterized by difficulties with accurate and fluent word recognition and poor spelling and decoding abilities that typically result from a deficit on the phonological component of language, often unexpected in relation to other cognitive abilities and the provision of effective classroom instruction, and of which secondary consequences may include problems in reading, comprehension and reduced reading experience that can impede growth of vocabulary and background knowledge.

In order to close the gap between struggling readers and their “normally” developing peers, the District will:

1. Identify students at risk for dyslexia or reading failure.
2. Form small groups for instruction and intervention.
3. Plan instruction and intervention.
4. Goal setting for individual student achievement.
5. Set criteria for intervention exit.

Screening

Each student, kindergarten through third grade, will annually be screened for dyslexia within the first thirty (30) days of the school year. In order to monitor progress or lack of progress, benchmark assessments will also be completed for K-3 students in the middle and at the end of each school year.

The dyslexia screening protocol set forth in this policy will also be administered to the following students:

1. K-3 Missouri transfer students who have not been previously screened.
2. K-3 out-of-state transfer students who do not have documentation of previous screening.
3. Students in grades 4 and above with a record of potential dyslexia related issues as determined by the classroom teacher or as requested by the student’s parent/guardian.

The following groups are exempt from dyslexia screening:

1. Students with an existing diagnosis of dyslexia.
2. Students with a sensory impairment (visual/auditory).
3. Students with severe intellectual disabilities.
4. Students who are English Learners where screening administration and/or interpretation are not available. However, English Learners may be screened for dyslexia-related risk factors through screening in the student's native language, where feasible.

Screening Components

There is no one test that encompasses all recommended skills. The District will utilize screening tools that are both reliable and valid. However, universal screening is not sufficient to identify students with dyslexia. Universal screening can reveal specific weaknesses that are consistent with dyslexia. Monitoring a student's response to high quality reading instruction may be the best way to identify students with severe dyslexia.

The District will identify the appropriate staff to complete student screenings. These staff members may include: classroom teachers, reading interventionists, Title I teachers, reading specialists, or coaches or any combination of these individuals.

Supports and Accommodations

Once identified, students with dyslexia will be provided with the supports and accommodations tailored to meet the individual student's needs. These accommodations will derive from the following supports and accommodations.

1. General classroom instruction modifications.
2. Instructional environment.
3. Technology
4. Social/Emotional
5. Design of Classroom Assignments
6. Test and Exams.

The District will consider the specific supports and accommodations set forth in DESE's "Serving Students at Risk for Dyslexia: Guidance to LEAs."

Practicing Teacher Assistance Problems

Practicing teachers will receive two hours of in-service training during the 2018-19 school year regarding dyslexia and related disorders. Teachers employed by the District in subsequent years, who have not received this training in another district will be provided the same training by video or by in-person training.

Such in-service training should include:

1. Introduction to dyslexia and dyslexia simulation;
2. Key areas of literacy and reading intervention;
3. Screening/progress monitoring, data-based decision-making, fidelity and classroom supports.
4. Training for secondary-level staff will be tailored to the unique needs of secondary students.

SEDALIA SCHOOL DISTRICT #200
ATTENDANCE - % of Students Over 90 % Attendance 2017-2018
 Standard 4 - 90% of the students will attend 90% of the time

School	Date	Adj Enrollment	On Target	%	On Track	%	Approaching	%	Floor	%
Heber Hunt Elem	9/14/2017	461.70	403.74	87.45	23.64	5.12	9.67	2.09	24.64	5.34
	10/12/2017	460.48	408.82	88.78	34.96	7.59	11.47	2.49	5.24	1.13
	11/13/2017	457.66	415.44	90.77	33.77	7.37	7.01	1.53	1.44	0.31
	12/11/2017	456.18	423.17	92.76	26.53	5.81	5.40	1.18	1.07	0.23
	1/11/2018	455.39	419.04	92.01	30.12	6.61	5.31	1.16	0.92	0.20
	2/12/2018	455.83	399.65	87.67	40.22	8.82	14.87	3.26	1.09	0.23
	3/12/2018	451.23	401.57	88.99	38.63	8.56	10.14	2.24	0.89	0.19
	4/7/2018	454.91	411.49	90.45	30.17	6.63	9.82	2.15	3.44	0.75
	5/14/2018	450.00	407.55	90.56	34.38	7.63	6.53	1.45	1.54	0.34
5/24/2018	455.73	412.43	90.49	35.08	7.69	7.02	1.54	1.20	0.26	
Horace Mann Elem	9/14/2017	277.44	258.51	93.18	12.00	4.33	4.14	1.49	2.79	1.00
	10/12/2017	277.60	263.34	94.86	10.85	3.90	2.91	1.04	0.50	0.17
	11/13/2017	278.33	268.43	96.44	6.31	2.26	3.46	1.24	0.13	0.04
	11/11/20172	279.00	264.02	94.63	12.17	4.36	2.70	0.96	0.10	0.03
	1/11/2018	279.67	262.33	93.79	14.12	5.04	2.84	1.01	0.39	0.13
	2/12/2018	279.38	252.99	90.55	17.53	6.27	8.02	2.86	0.84	0.30
	3/12/2018	276.93	251.05	90.65	19.30	6.96	3.85	1.38	2.73	0.98
	4/7/2018	279.68	257.29	91.99	14.58	5.21	6.99	2.49	0.82	0.29
	5/14/2018	278.21	258.35	92.86	12.55	4.50	7.22	2.59	0.10	0.03
5/24/2018	280.15	258.58	92.29	13.26	4.73	8.22	2.93	0.10	0.03	
Parkview Elem	9/14/2017	518.57	458.57	88.43	35.00	6.75	4.00	0.77	21.00	4.05
	10/12/2017	517.59	478.47	92.44	21.73	4.19	9.88	1.90	7.50	1.44
	11/13/2017	514.46	478.32	92.97	23.98	4.66	7.70	1.49	4.45	0.86
	12/11/2017	512.53	480.51	93.75	22.65	4.41	7.54	1.47	1.83	0.35
	1/11/2018	511.70	477.99	93.41	25.66	5.01	5.10	0.99	2.95	0.57
	2/12/2018	510.90	451.54	88.37	45.29	8.86	11.98	2.34	2.10	0.41
	3/12/2018	503.73	455.74	90.47	35.35	7.01	7.76	1.54	4.88	0.96
	4/7/2018	508.56	460.03	90.45	33.55	6.59	14.01	2.75	0.97	0.19
	5/14/2018	501.84	457.99	91.26	33.18	6.61	8.44	1.68	2.23	0.44
5/24/2018	507.96	460.42	90.64	36.86	7.25	8.51	1.67	2.18	0.42	

SEDALIA SCHOOL DISTRICT #200

ATTENDANCE - % of Students Over 90 % Attendance 2017-2018

Standard 4 - 90% of the students will attend 90% of the time

School	Date	Adj Enrollment	On Target	%	On Track	%	Approaching	%	Floor	%
Skyline Elem	9/14/2017	494.14	451.50	91.37	23.14	4.68	5.43	1.10	14.07	2.85
	10/12/2017	493.78	469.71	95.12	16.30	3.30	4.33	0.87	3.44	0.69
	11/13/2017	493.28	464.08	94.08	22.71	4.60	5.21	1.05	1.28	0.25
	12/11/2017	493.57	463.89	93.98	22.08	4.47	6.15	1.24	1.45	0.29
	1/11/2018	493.80	463.92	93.94	22.57	4.56	6.13	1.24	1.18	0.23
	2/12/2018	495.47	442.69	89.34	40.55	8.18	9.09	1.83	3.13	0.63
	3/12/2018	491.83	441.94	89.85	36.75	7.47	10.37	2.10	2.77	0.56
	4/7/2018	496.82	452.91	91.16	35.34	7.11	6.08	1.22	2.49	0.50
	5/14/2018	495.24	456.67	92.21	33.37	6.73	3.07	0.61	2.12	0.42
	5/24/2018	498.72	461.09	92.45	32.53	6.52	3.02	0.60	2.07	0.41
Washington Elem	9/14/2017	238.21	217.57	91.33	13.64	5.73	3.00	1.26	4.00	1.68
	10/12/2017	241.31	224.58	93.06	11.00	4.55	5.17	2.14	0.56	0.22
	11/13/2017	243.42	226.96	93.23	13.25	5.44	2.07	0.85	1.15	0.47
	12/11/2017	244.43	231.65	94.77	10.01	4.09	1.91	0.78	0.86	0.34
	1/11/2018	244.77	232.89	95.14	9.13	3.73	2.00	0.81	0.75	0.30
	2/12/2018	245.31	220.63	89.93	21.89	8.92	2.00	0.81	0.79	0.32
	3/12/2018	243.31	223.57	91.88	18.00	7.39	1.00	0.41	0.74	0.30
	4/7/2018	245.34	223.83	91.23	18.73	7.63	2.00	0.81	0.77	0.31
	5/14/2018	244.55	229.66	93.91	12.08	4.94	2.43	0.99	0.38	0.15
	5/24/2018	245.90	228.48	92.91	14.60	5.93	2.46	0.99	0.36	0.14
SMS	9/14/2017	413.22	365.50	88.45	22.50	5.45	9.00	2.18	16.21	3.92
	10/12/2017	412.35	370.49	89.85	27.85	6.75	11.00	2.66	3.00	0.72
	11/13/2017	412.41	370.15	89.75	33.53	8.13	5.56	1.34	3.16	0.76
	12/11/2017	411.66	376.58	91.47	29.15	7.08	2.12	0.51	3.81	0.92
	1/11/2018	410.80	378.59	92.16	25.58	6.22	2.96	0.72	3.66	0.89
	2/12/2018	410.07	372.30	90.79	29.34	7.15	5.87	1.43	2.55	0.62
	3/12/2018	409.52	369.68	90.27	29.48	7.19	7.81	1.90	2.55	0.62
	4/7/2018	408.45	371.14	90.86	24.22	5.92	10.69	2.61	2.41	0.58
	5/14/2018	407.13	373.45	91.72	23.92	5.87	7.42	1.82	2.34	0.57
	5/24/2018	406.64	373.79	91.92	23.63	5.81	7.00	1.72	2.22	0.54

SEDALIA SCHOOL DISTRICT #200

ATTENDANCE - % of Students Over 90 % Attendance 2017-2018

Standard 4 - 90% of the students will attend 90% of the time

School	Date	Adj Enrollment	On Target	%	On Track	%	Approaching	%	Floor	%
Smith-Cotton Jr High	9/14/2017	1129.00	1001.98	88.75	51.32	4.55	25.32	2.24	50.39	4.46
	10/12/2017	1121.64	1035.79	92.34	48.55	4.32	16.92	1.50	20.37	1.81
	11/13/2017	1116.56	1027.40	92.01	56.16	5.02	20.76	1.85	12.24	1.09
	12/11/2017	1113.98	1019.08	91.48	65.75	5.90	17.67	1.58	11.47	1.02
	1/11/2018	1112.13	1014.58	91.22	70.41	6.33	13.42	1.20	13.72	1.23
	2/12/2018	1109.29	983.65	88.67	88.53	7.98	22.96	2.06	14.15	1.27
	3/12/2018	1106.56	984.95	89.00	86.45	7.81	22.24	2.00	12.93	1.16
	4/7/2018	1105.93	983.58	88.93	86.00	7.77	22.55	2.03	13.79	1.24
	5/14/2018	1104.78	998.64	90.39	72.20	6.53	23.99	2.17	9.94	0.89
5/24/2018	1104.23	1001.74	90.71	68.90	6.23	25.20	2.28	8.39	0.75	
Smith-Cotton HS	9/14/2017	1433.17	1201.90	83.86	109.02	7.61	39.43	2.75	82.83	5.78
	10/12/2017	1432.72	1225.76	85.55	114.44	7.98	45.17	3.15	47.35	3.30
	11/13/2017	1430.22	1208.37	84.48	125.22	8.75	52.35	3.66	44.28	3.09
	12/11/2017	1426.90	1208.80	84.71	119.91	8.40	52.22	3.65	45.97	3.22
	1/11/2018	1377.49	1167.87	84.78	114.95	8.34	48.40	3.51	46.28	3.35
	2/12/2018	1360.40	1111.63	81.71	143.66	10.56	57.51	4.22	47.60	3.49
	3/12/2018	1346.10	1112.27	82.62	130.14	9.66	59.29	4.40	44.41	3.29
	4/7/2018	1335.05	1118.73	83.79	121.68	9.11	50.83	3.80	43.82	3.28
	5/14/2018	1322.32	1114.56	84.28	122.77	9.28	43.85	3.31	41.13	3.11
5/24/2018	1313.39	1110.17	84.52	115.15	8.76	46.00	3.50	42.07	3.20	
District Wide	9/14/2017	4965.46	4359.28	87.79	290.26	5.85	99.99	2.01	215.93	4.35
	10/12/2017	4957.46	4476.97	90.30	285.69	5.76	106.85	2.15	87.96	1.77
	11/13/2017	4946.34	4459.16	90.15	314.93	6.36	104.13	2.10	68.13	1.37
	12/11/2017	4938.24	4467.71	90.47	308.27	6.24	95.71	1.93	66.56	1.34
	1/11/2018	4885.75	4417.19	90.40	312.54	6.39	86.17	1.76	69.84	1.42
	2/12/2018	4866.64	4235.08	87.02	427.01	8.77	132.30	2.71	72.25	1.48
	3/12/2018	4829.22	4240.78	87.81	394.09	8.16	122.45	2.53	71.90	1.48
	4/7/2018	4834.73	4279.00	88.50	364.26	7.53	122.97	2.54	68.50	1.41
	5/14/2018	4804.07	4296.87	89.44	344.45	7.16	102.96	2.14	59.79	1.24
5/24/2018	4812.72	4306.70	89.48	340.00	7.06	107.42	2.23	58.60	1.21	

On Target 90.0% - 100%

On Track 85.0% - 89.9%

Approaching 80.0% - 84.9%

Floor 0.0% - 79.9%

Pettis County Early Childhood Cooperative

Date: June 25, 2018

CSIP 1: Student Achievement

138 students have made progress on IEP goals

70 students have mastered at least one IEP goal

Average Daily Attendance

	Aug	Sept	Oct	Nov	Dec	Jan	Feb	March	April	May	Total
Early Childhood	95.7%	96.26 %	93.34 %	84.7 %	90.3%	87.3%	85.6%	90.8%	90.29%	93.5%	90.78%

CSIP 2: Highly Qualified Staff

Trainings:

Special Education Process

SIS IEP

HighScope

Praise vs. Encouragement

Anecdotal Record Keeping

Sensory Integration

Calendar Math

Positive Behavior Supports

Kagan Cooperative Learning

Crisis Prevention Intervention Training

Staff participated in a variety of other trainings designed for the specific needs of our students including but not limited to autism, health, and safety.

Reflex Integration

Poverty Training

Aug	Sept	Oct	Nov	Dec	Jan	Feb	March	April	May
Informal Daily walk throughs	4 NEE	11 NEE	5 NEE	5 NEE	9 NEE	13 NEE	7 NEE	0 NEE	0 NEE

CSIP 3: School Environment

Drills conducted

Fire Drill 8/31/17; 10/23/17; 1/10/18; 4/12/18

Tornado Drill 9/5/17; 3/6/18

Intruder Drill 9/14/2017; 10/3/17; 1/24/18

Earthquake Awareness 10/16/17

Revised the rules/procedures for the gym and playground

Revised patron sign-in procedures

Added more visual schedules throughout the school

Added additional playground equipment

CSIP 4: Family & Community

Open House

Farm Field Trip

Grandfriends' Day: 188 Visitors

Homecoming Parade

Visits From:

Fire Department

SFCC Dental Students

Kidsight-screened 156 students with 21 referrals; 4 of those referrals were high risk

"Santa" - Greg Katzing

Soundsation (SCJH)

Dr. McNeal - Veterinarian

Delta Dental

Whiteman Air Force EOD Bomb Squad

Sedalia Police Department

Provided training for First Student drivers and monitors, Head Start staff, and UCM students

Whittier students work weekly in the classrooms.

CTC students work weekly in the classrooms.

UCM students work in the classrooms throughout the quarter.

Smith Cotton's Career Pathways Observations

Developmental Screenings

Kindergarten Transition Night

P/T Conferences

October	February	May
<ul style="list-style-type: none"> • 192/200 held during scheduled times • 8 held after original conference date • 100% completed 	<ul style="list-style-type: none"> • 205/221 held during scheduled times • 16 held after original conference date • 100% completed 	<ul style="list-style-type: none"> • 234/247 held during scheduled times • 12 held after original conference date • 99.6% completed

Home Visits Conducted

1st Quarter	2nd Quarter	3rd Quarter	4th Quarter	Total
171	17	12	17	217

Number of Team Connection Events

September	October	November	December	January	February	March	April
1	1	4	1	0	0	4	3

NEE Observations	0	33	17	23	21	18	19	0	0	0	
------------------	---	----	----	----	----	----	----	---	---	---	--

CSIP 3: School Environment

Provide and maintain appropriate instructional resources, support services, and functional and safe facilities.

Drills conducted (listed)

Fire; Tornado; Intruder; Earthquake; Environmental Leakage

Fire- 9-1, 10-6, 3-21,

Tornado- 9-6,3-6, 5-9

Intruder- 8-22, 10-3, 1-24

Earthquake- 10-19 (safety procedures discussed)

Bi-Weekly Playground Checks

Discipline referrals

	Aug	Sept	Oct	Nov	Dec	Jan	Feb	March	April	May	Total
Office/Recovery	5	28	47	44	18	3	31	37	13	42	268
Bus	0	5	5	2	2	0	4	4	5	10	38

CSIP 4: Family & Community

100% of parents and community members will have the opportunity to interact with staff at least three times per year.

Building Activities (listed):

Open House

Parent/Teacher Conferences

PTA Carnival

Attendance Incentive Assemblies

PBS/Character Assemblies

Title One Reading Night

PTA Monthly Meetings

Sing at Fair View Nursing Home

GrandParents Day

Foundation Breakfast Performance

Party with the Principal

Fall Book Fair

Heber Hunt Walking School Bus

PBS Quarter Parties

PTA Fall Party

Annual Feast

PTA/Title Bingo Night

Gift of Time

Parent Teacher Conference Attendance Percentage

Grade	Face-to-Face	Phone Call	Total %
Kindergarten	85	0	97%
1 st Grade	91	4	93%
2 nd Grade	81	0	93%
3 rd Grade	60	14	95%
4 th Grade	53	10	95%
Mixed Age	39	0	95%

**2017 – 2018 Horace Mann Elementary Board Report
4th Quarter**

CSIP 1: Student Achievement

Objective 2: A minimum of 80% of Sedalia School District #200 students will be reading on grade level or above.

AIMSWEB

Kindergarten

	Fall (Established)	Winter (Established)	Spring (Established)
Initial Sounds	34%	n/a	n/a
Letter Naming Fluency	21%	66%	67%
Phoneme Segmentation	N/A	68%	76%
Number Naming Fluency	40%	62%	69%
Quantity Total Fluency	28%	49%	52%
Early Literacy Composite	N/A	56%	61%

1st Grade

	Fall (Established)	Winter (Established)	Spring (Established)
Letter Sounds	40%	n/a	n/a
Oral Reading Fluency	29%	49%	58%
Phoneme Segmentation	76%	n/a	n/a
Early Literacy Composite	23%	43%	53%

2nd Grade

	Fall (Established)	Winter (Established)	Spring (Established)
Reading	26%	49%	63%

3rd Grade

	Fall (Established)	Winter (Established)	Spring (Established)
Reading	55%	60%	63%

4th Grade

	Fall (Established)	Winter (Established)	Spring (Established)
Reading	42%	69%	77%

CSIP 1: Student Achievement

Objective 4: The building and district Average Daily Attendance will be 90% of a minimum of 90% of students.

Attendance – Percentage of Students Meeting 90% Criteria

	Aug	Sept	Oct	Nov	Dec	Jan	Feb	March	April	May	Total
Building Total	-	93.18	94.86	94.63	93.79	91.8	90.55	90.65	91.99	92.86	92.29

CSIP 2: Highly Qualified Staff

Recruit, attract, develop, and retain highly qualified staff to carry out the LEA/District mission, goals, and objectives.

	Aug	Sept	Oct	Nov	Dec	Jan	Feb	March	April	May	Total
NEE Observations	2	11	15	10	7	7	19	n/a	n/a	n/a	71

CSIP 3: School Environment

Provide and maintain appropriate instructional resources, support services, and functional and safe facilities.

Drills conducted (listed)

Fire; Tornado; Intruder; Earthquake; Environmental Leakage

Discipline referrals

	Aug	Sept	Oct	Nov	Dec	Jan	Feb	March	April	May	Total
Office/Recovery	3	4	8	17	4	9	9	6	17	10	96
Bus	0	1	1	0	1	0	1	0	1	2	7

CSIP 4: Family & Community

100% of parents and community members will have the opportunity to interact with staff at least three times per year.

Building Activities (listed):

Open House; Parent/Teacher Conferences; PTA Monthly Meetings; Homecoming Parade; Foundation Breakfast Performance; Food Bank Drive; Fall Parties; Fall Carnival; Title I Data, All Pro Dads; Winter Parties, Holiday Program; Literacy Night, Family Movie Night; Multi-Cultural Night; Grandparents Day; Moms n Muffins; Awards Day; Talent Show.

Parent Teacher Conference Attendance Percentage

Conference Attendance	% of Parents Attending	% of Parents did not show up for conference but were contacted and/or rescheduled
Fall	94%	4%

Parkview Elementary Board Report

2017-2018

4th Quarter

CSIP 1: Student Achievement

Standard 2: A minimum of 80% of Sedalia School District #200 students will be reading on grade level or above.

AIMSWEB

Kindergarten

	Fall (Established)	Winter (Established)	Spring (Established)
Initial Sounds	27%		
Letter Naming Fluency	23%	68%	77%
Letter word sounds		72%	82%

Aimsweb Composite Reading Assessments

	Fall (Established)	Winter (Established)	Spring (Established)
First Grade	43%	64%	76%
Second Grade	53%	59%	63%
Third Grade	62%	57%	65%
Fourth Grade	65%	63%	75%

CSIP 1: Student Achievement

Objective 4: The building and district Average Daily Attendance will be 90% of a minimum of 90% of students.

Attendance – Percentage of Students Meeting 90% Criteria

	Aug	Sept	Oct	Nov	Dec	Jan	Feb	March	April	May
Building Total		88.43	92.44	92.97	93.75	93.41	88.37	90.47	90.45	90.64

CSIP 2: Highly Qualified Staff

Recruit, attract, develop, and retain highly qualified staff to carry out the LEA/District mission, goals, and objectives.

	Sept	Oct	Nov	Dec	Jan	Feb	March	April	May
NEE Observations	14	24	22	9	20	25	16	On going Class Observations	

CSIP 3: School Environment

Provide and maintain appropriate instructional resources, support services, and functional and safe facilities.

Drills conducted (listed)

Fire; Tornado; Intruder; Earthquake; Environmental Leakage

Discipline referrals

	Aug	Sept	Oct	Nov	Dec	Jan	Feb	March	April	May	Total
Building Total	2	16	17	24	8	4	11	35	21	18	156
Bus Total	0	2	6	8	6	6	6	9	11	11	65

CSIP 4: Family & Community

100% of parents and community members will have the opportunity to interact with staff at least three times per year.

Building Activities (listed):

- | | |
|---|---|
| Open House | Monthly Tiger Pride Assemblies |
| Homecoming Parade | Foundation Breakfast Performance |
| Parent/Teacher Conferences | Class Parties |
| PTA Monthly Meetings | Fire Safety Talks and Fire Safe House |
| PBS Family Night | 4th gr Winter Concert |
| Back to School Dance | Winter Dance |
| 1 st grade toured Fire Station | Native American Presentations 2nd grade |
| Book Fair | Christmas Connections w/ Staff and Students |
| Grandparents Day | PTA Holiday Store for Students |
| Thanksgiving Festivities | Family Movie Night |
| All Pro Dads Meet Monthly in am | Ragtime Concert |
| Quarterly Gardner/Denver Awards | Dads and Donuts |
| Spring BOGO Book Fair | Pizzazz Spring Concert |
| Read-A-Thon | Field Day |
| Moms and Munchies | Talent Show |
| Grade Level Field Trips | PTA Spring Carnival and Silent Auction |

Parent Teacher Conference Attendance Percentage

	Fall Conference Parents Attending	Parents Followed Up After Conference
Kindergarten	94/101 93%	3
1 st Grade	93/97 96%	2
2 nd Grade	90/96 94%	0
3 rd Grade	100/109 92%	4
4 th Grade	104/107 97%	1

**2017 – 2018 Skyline Elementary Board Report
4th Quarter**

CSIP 1: Student Achievement

Objective 2: A minimum of 80% of Sedalia School District #200 students will be reading on grade level or above.

AIMSWEB

Kindergarten

	Fall (Established)	Winter (Established)	Spring (Established)
Reading Composite Scores		39%	69%

Aimsweb Composite Reading Assessments

	Fall (Established)	Winter (Established)	Spring (Established)
First Grade	41%	58%	64%
Second Grade	34%	47%	65%
Third Grade	60%	69%	77%
Fourth Grade	62%	71%	80%

CSIP 1: Student Achievement

Objective 4: The building and district Average Daily Attendance will be 90% of a minimum of 90% of students.

Attendance – Percentage of Students Meeting 90% Criteria

	Aug	Sept	Oct	Nov	Dec	Jan	Feb	March	April	May	Total
Building Total	-91.37	95.12	94.08	93.98	93.94	89.64	89.85	91.16	92.21	92.45	

CSIP 2: Highly Qualified Staff

Recruit, attract, develop, and retain highly qualified staff to carry out the LEA/District mission, goals, and objectives.

	Aug	Sept	Oct	Nov	Dec	Jan	Feb	March	April	May	Total
NEE Observations		6	21	18	5	24	13	17	21	1	126

CSIP 3: School Environment

Provide and maintain appropriate instructional resources, support services, and functional and safe facilities.

Drills conducted - Fire, Tornado, Intruder

Implementation of PBIS Tier 1 and 2

Training in PBIS Tier 3

Daily School Assemblies with focus on school-wide expectations

Attendance Incentives

STEM Implementation

School Goal focus - Culture, Mission, Vision

Therapy Dog - Rayder

Mentor Program

Missouri Model District

Intruder Training for Staff

Discipline referrals

	Aug	Sept	Oct	Nov	Dec	Jan	Feb	March	April	May	Total
Office/Recovery	2	26	24	16	13	20	37	41	30	27	236
Bus	0	14	3	6	5	4	0	19	18	7	76

CSIP 4: Family & Community

100% of parents and community members will have the opportunity to interact with staff at least three times per year.

Building Activities (listed):

- | | |
|--|---|
| <ul style="list-style-type: none"> Open House Parent/Teacher Conferences PTA Monthly Meetings PBS Family Night Fire Safety Talks and Fire Safe House Book Fairs/Reading Nights SFCC Play Winter Music Program Skate Nights Morning with Moms McTeacher Night Awards Assembly Dads and Donuts Spring Music Program Field Trips | <ul style="list-style-type: none"> Homecoming Parade Foundation Breakfast Performance Food Drive Class Parties School Carnival Grandparents' Day Mentor Breakfast All Pro Dads Scott Joplin Assembly Dads and Donuts Resource Fair Field Day Fourth Grade Walk Kindergarten Celebration |
|--|---|

Parent Teacher Conference Attendance Percentage

	Percentage of Parents in Attendance	Number Rescheduled
Kindergarten	97%	3
1 st Grade	94%	6
2 nd Grade	98%	5
3 rd Grade	97%	5
4 th Grade	95%	6

**2017 – 2018 Washington Elementary Board Report
4th Quarter**

CSIP 1: Student Achievement

Objective 2: A minimum of 80% of Sedalia School District #200 students will be reading on grade level or above.

AIMSWEB

Kindergarten

	Fall (Established)
Initial Sounds	22%
Letter Naming Fluency	17%
Letter word sounds	N/A

Aimsweb Composite Reading Assessments

	Fall (Established)	Winter (Established)	Spring (Established)
K		17%	46%
First Grade	21%	28%	36%
Second Grade	30%	45%	49%
Third Grade	51%	59%	61%
Fourth Grade	43%	56%	56%

CSIP 1: Student Achievement

Objective 4: The building and district Average Daily Attendance will be 90% of a minimum of 90% of students.

Attendance – Percentage of Students Meeting 90% Criteria

	Aug	Sept	Oct	Nov	Dec	Jan	Feb	March	April	May	Total
Building Total	-	91.33	93.06	93.23	94.77	95.14	89.93	91.88	91.23	93.91	92.91

CSIP 2: Highly Qualified Staff

Recruit, attract, develop, and retain highly qualified staff to carry out the LEA/District mission, goals, and objectives.

	Aug	Sept	Oct	Nov	Dec	Jan	Feb	March	April	May	Total
NEE Observations	14 walk through	2	16	3	11	5	25	23	0	14	113

CSIP 3: School Environment

Provide and maintain appropriate instructional resources, support services, and functional and safe facilities.

Drills conducted (listed)

Fire, Tornado, Intruder, Earthquake, Environmental Leakage, Statewide tornado

Discipline referrals

	Aug	Sept	Oct	Nov	Dec	Jan	Feb	March	April	May	Total
Office/Recovery	9	18	33	25	13	19	33	27	38	20	235
Bus	0	3	3	2	2	0	0	0	0	0	10

CSIP 4: Family & Community

100% of parents and community members will have the opportunity to interact with staff at least three times per year.

Building Activities (listed):

- | | |
|---|---|
| PBS night | Open house |
| Mentoring kickoff | Building attendance incentive |
| PBS tier 1 and 2 | Mentor presentation to several organizations |
| Homecoming parade | School carnival |
| Grandparent's day | Walking school bus |
| Math night | Fire house/Fire drill |
| Parent/Teacher conference | Food drive |
| Foundation Breakfast Performance | Fall parties |
| Monthly PBS assemblies/Wellness words –children are recognized | |
| Bookfair | SFCC play K-4 |
| Dental varnish K-2 | 4th grade music program |
| K to Salvation Army/Santa | Pepsi/Santa visit |
| Winter parties | Valentine parties |
| Reading/science night | McTeacher night |
| Delta Dental | Flags for 1st grade presentation |
| 4th grade Lit. Festival | Scott Joplin performance |
| K celebration | Hotdog celebration |
| Funday | Several community field trips |

Parent Teacher Conference Attendance Percentage

	Percentage of Parents in Attendance	Number Rescheduled
Kindergarten	91%	multiple attempts to reschedule
1 st Grade	100%	
2 nd Grade	95%	
3 rd Grade	100%	

4 th Grade	98%	
-----------------------	-----	--

Sedalia Middle School Board Report 4th Quarter

CSIP 1: Student Achievement

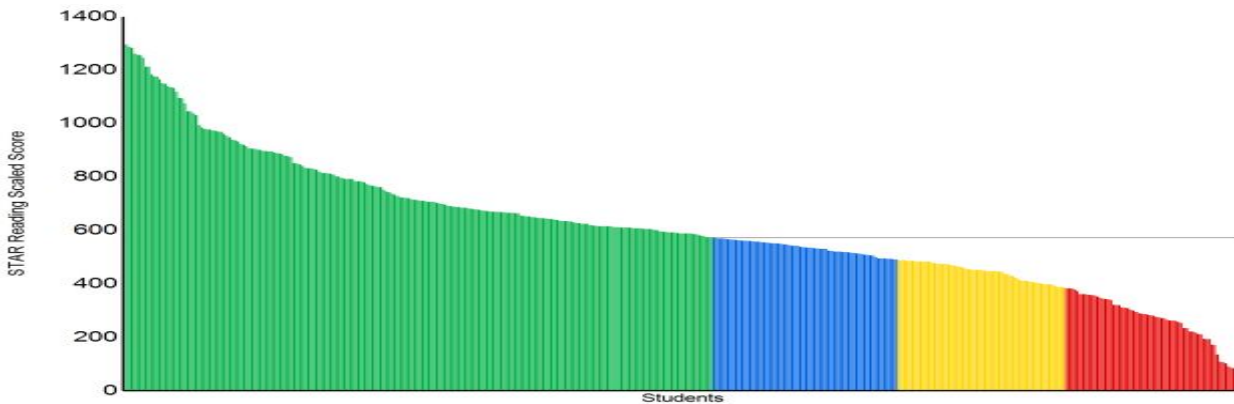
Objective 2: A minimum of 80% of Sedalia School District #200 students will be reading on grade level or above.

STAR

	Fall (Established)	Winter (Established)	Spring (Established)
5 th Grade	49%	48%	53%

	Benchmark		Students	
	Scaled Score	Percentile Rank	Number	Percent
At/Above	574 SS	At/Above 40 PR	210	53%
Category Total			210	53%
Below Benchmark				
■ On Watch	Below 574 SS	Below 40 PR	66	17%
■ Intervention	Below 492 SS	Below 25 PR	60	15%
■ Urgent Intervention	Below 386 SS	Below 10 PR	62	16%
Category Total			188	47%
Students Tested			398	

* We assessed 25 more students in the winter than we did in the fall.



DRA

		Fall 2017	Winter 2017	SPRING 2018
Above Grade Level 50 DRA/ 5.0 or above STAR and over to left LEFT 2 columns		77 /404	110 /412	133 /407
On Grade Level 40 DRA/ 6.0 and above to 4.6 and above on STAR 3 rd and 4 th columns from left		88	74	86
Below Grade Level 40 DRA and 4.5 or below and over to right 5 columns from right	4 th Grade	239	228	185
	3 rd Grade		119	86
	2 nd and below	66	53	53

+56

-54


-7

* We reduced the number in our bottom tiers and grew 56 students to at or above grade level.

ELA DATA WALL

Student growth based on a triangulation of STAR/DRA/Common Assessment Data

Levels are: from right/low to left/high



Fall 2017




Winter 2017



Spring 2018

MATH DATA WALL

Student growth based on Benchmark Assessments/RTI/Common Assessment Data
Levels are: from right/low to left/high



FALL 2017



WINTER 2017




SPRING 2018

MATH BENCHMARK TEST - DATA TABLE

Level of Achievement	Fall - 410	Winter - 410	Spring - 407
100-80 %	0	25	78
79-60 %	3	91	118
59-40 %	32	132	117
39-30 %	98	84	49
29-20 %	169	42	28
19-0 %	108	36	18 (10 SPED not reporting)

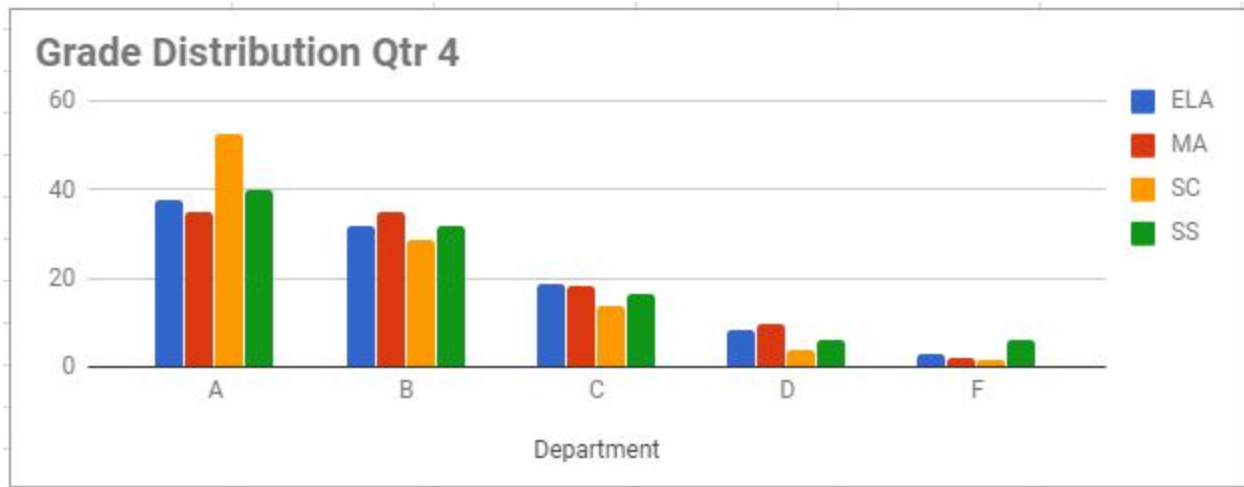
COMMON ASSESSMENTS:

Due to implantation pieces of the Missouri Model School format, we are pre/post testing students within teaching units. Our new data is shown as pre/posttest and growth within the units (SLOs).

 Missouri DEPARTMENT OF ELEMENTARY & SECONDARY EDUCATION Student Learning Objective Summative Report						
Student Name	Pre-test	Post-test	Growth	Growth Target	Growth Target Met?	
Earth Systems Science	100	304	204	286	YES	SMART GOAL: The percentage of 5th graders scoring Mastery or Nearing Mastery on the Earth systems assessment will increase from 9% to 59% as measured on our Mastery Connect post test by April 30th. Post test 88%
	26	50	24	66	NO	
	22	67	45	62	YES	
	24	71	47	64	YES	
	19	66	57	51	YES	
	11	67	56	59	YES	
CHAPTERs 13/14 Math	58	292	234	248	YES	SMART GOAL: The percentage of 5th graders scoring Mastery or Nearing Mastery on the Chapter 13/14 assessment will increase from 27% to 67% as measured on our Mastery Connect post test by April 26th. Post test 70 %
	13	58	45	43	YES	
	14	65	51	54	YES	
	5	45	40	45	YES	
	5	54	49	45	YES	
	21	70	49	61	YES	
ELA Opinion Assessment	198	200	2	198	YES	SMART GOAL: The percentage of 5th graders scoring Mastery or Nearing Mastery on the Opinion unit will increase from 74 % to 75% as measured on our Mastery Connect post test by April 22. Post test 75% (Most difficult assessments)
	40	41	1	40	YES	
	44	39	-5	44	NO	
	34	33	-1	34	NO	
	41	42	1	41	YES	
	34	40	6	34	YES	
	5	5	0	5	YES	
	Students	Students	Students	Students		

GRADE DISTRIBUTION: 4th QUARTER

	A	B	C	D	F
ELA	37.6731	31.8559	18.8365	8.0332	2.77
MA	34.8901	35.1648	18.1318	9.6153	1.923
SC	52.4456	28.5326	13.8586	3.5326	1.3586
SS	39.782	31.6076	16.3487	5.9945	5.9945



CSIP 1: Student Achievement

Objective 4: 90% of the students will be at school 90% of the time.

Attendance - Percentage of Students Meeting 90% Criteria - 2017-2018

	As of 9/14/17	As of 10/12/17	As of 11/13/17	As of 12/11/17	As of 1/11/18	As of 2/12/18	As of 3/12/18	As of 4/7/18	As of 5/14/18	FINAL As of 5/24/18
Year to Date	88.45%	89.85%	89.75%	91.47%	92.16%	90.79%	90.27%	90.86%	90.39%	91.92%

CSIP 2: Highly Qualified Staff

Recruit, attract, develop, and retain highly qualified staff to carry out the LEA/District mission, goals, and objectives.

	Aug	Sept	Oct	Nov	Dec	Jan	Feb	March
Walk-Through	*31	*42 1	16	16	22	13	25	19

*denotes non-NEE

CSIP 3: School Environment

Provide and maintain appropriate instructional resources, support services, and functional and safe facilities.

Safety Procedures PD – 8/7, 3/21
New Staff Training – 8/14-18
Health Fair – 8/22-23
Tiger Strong - Jan.-May 2018
Fire Drill – 8/31, 10/23, 1/10, 4/12
Tornado Drill – 9/5, 3/6
Earthquake Awareness - 10/19
Intruder/Lockdown Drill – 8/25, 9/20, 10/3, 1/24
Strategos Training - 3/12

Discipline Referrals

	Aug	Sept	Oct	Nov	Dec	Jan	Feb	March	April	May	YTD Totals
Building	1	18	45	49	31	38	55	69	82	53	441
Bus	1	17	22	11	19	7	14	19	18	7	135
Monthly Totals	2	35	67	60	50	45	69	88	100	60	576

CSIP 4: Family & Community

100% of parents and community members will have the opportunity to interact with staff at least three times per year.

Parent Teacher Conference Attendance Percentage

5th Grade

Team	Fall Conference
A-10 Warthawgs	97% (76 out of 78)
Apache	100% (77 out of 77)
Blackhawks	96% (74 out of 77)
Falcons	96% (68 out of 71)
Stealth	100% (78 out of 78)
Skyraiders	100% (31 out of 31)
Building Totals	98% (404 out of 412)

Community Outreach Opportunities

Back to School Night – 8/21
Observance of Patriot's Day – 9/11
PBS Community Outreach Night – 9/18 & 3/22
United Way Campaign
Sedalia School District Foundation Campaign
SC Homecoming Parade – 9/29
Make a Difference Food Drive – 10/19– 10/26
Book Fair – 10/23-26 & 3/19-23
P/T Conferences – 10/25 & 10/26
PTO Fundraiser – 9/7-9/26
PTO Meetings – 9/18, 10/13, 11/9, 2/1, 3/6, & 4/12
PTO Skate Nights - 3/8 & 3/15
Red Ribbon Proclamation – 10/23
Flu Shot Clinic for Students & Staff - 11/2
Attended JH Play - 11/2 & 11/3
Helping Hands - 11/3 & 2/16
Veterans Day Observance - 11/10
School Dance - 11/13, 1/24 & 4/30
Boys & Girls Club LAC Meeting - 11/14 & 4/17
Orchestra String Fest - 11/18
Daum Museum - 11/27-12/1
Sound Check Tour - 12/4 & 12/12
Vocal Music Concert - 12/5 & 5/1
Band Concert - 12/12 & 5/15
Orchestra Concert - 12/19 & 5/8
PBS Parent Outreach (passed out candy canes on the front drive) - 12/19
McDonald's Attendance Lunch - 12/8, 1/12, 2/9, 3/12, 4/13, & 5/4
Pennies for Patients - 2/5-2/16
SCHS HOSA - 2/20 & 2/21
Relay For Life - 3/2
Honor Choir - 3/3
Scripps Qualifying Spelling Bee - 3/13
Science Fair - 3/22
Missouri Model Districts Site Visit - 3/22
SSD School Resource Fair - 4/10
Tiger Strong w/ Total Fitness - Jan.-April
SSDF Major Saver Campaign - 5/4-5/15
All Staff Appreciation Week- 5/7-5/11
Incoming 5th grade tours - 5/8, 5/14, 5/17, & 5/18
Tiger Prowl - 5/11
Awards Assembly - 5/14
Park Day - 5/22

Smith-Cotton Junior High Board Report Fourth Quarter 2017-18 School Year

CSIP 1: Student Achievement

Objective 2: A minimum of 80% of Sedalia School District #200 students will be reading on grade level or above.

STAR

Smith Cotton Junior High School - Growth

Grade	School Year Apr 1 - May 31 (Spring)	Percent of Students by District Benchmark Category	Total Students	40+ PR	25-39 PR	10-24 PR	1-9 PR
Grade 6	2017 - 2018 Grade 6		356	38% 135	13% 48	20% 70	29% 103
	2016 - 2017 Grade 5		350	48% 168	13% 45	22% 76	17% 61
	2015 - 2016 Grade 4		319	54% 171	18% 57	15% 48	13% 43
Grade 7	2017 - 2018 Grade 7		360	45% 163	15% 55	21% 74	19% 68
	2016 - 2017 Grade 6		342	44% 152	15% 50	17% 57	24% 83
	2015 - 2016 Grade 5		1	0% 0	0% 0	0% 0	100% 1
Grade 8	2017 - 2018 Grade 8		317	40% 128	19% 59	18% 57	23% 73
	2016 - 2017 Grade 7		319	42% 134	19% 61	16% 51	23% 73
	2015 - 2016 Grade 6		307	44% 136	22% 67	18% 55	16% 49

*These graphs show the cohort for each grade level over the last three years in the SSD.

COMMON ASSESSMENTS 4th QUARTER

6th Grade

Content	A	B	C	D	F
Math	9	18	22	23	28
Science	14	26	11	23	26
Communication Arts	21	24	21	14	20
Social Studies	31	26	17	10	16

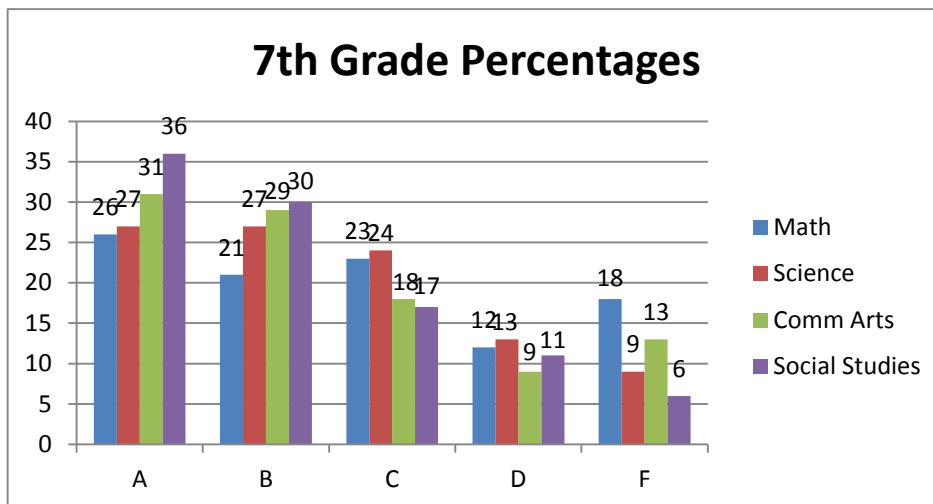
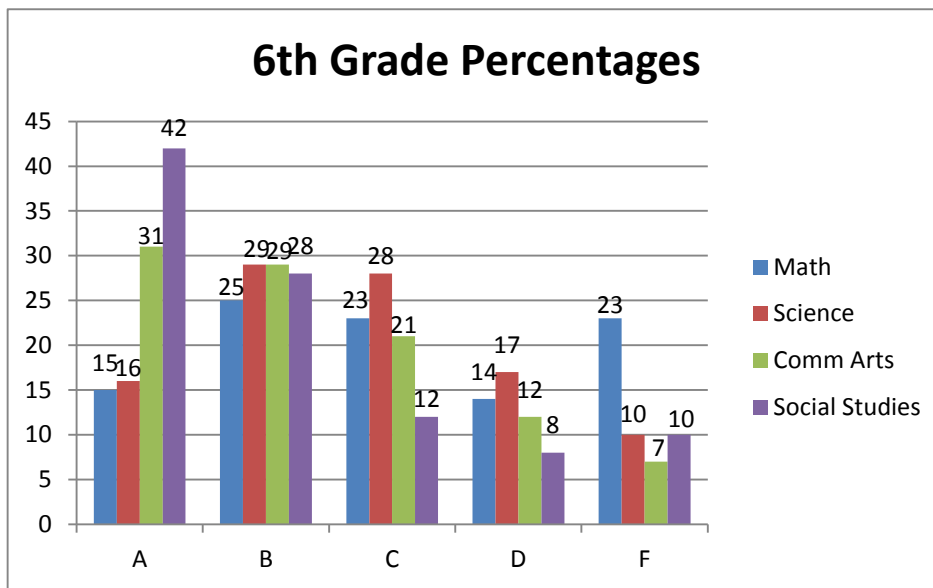
7th Grade

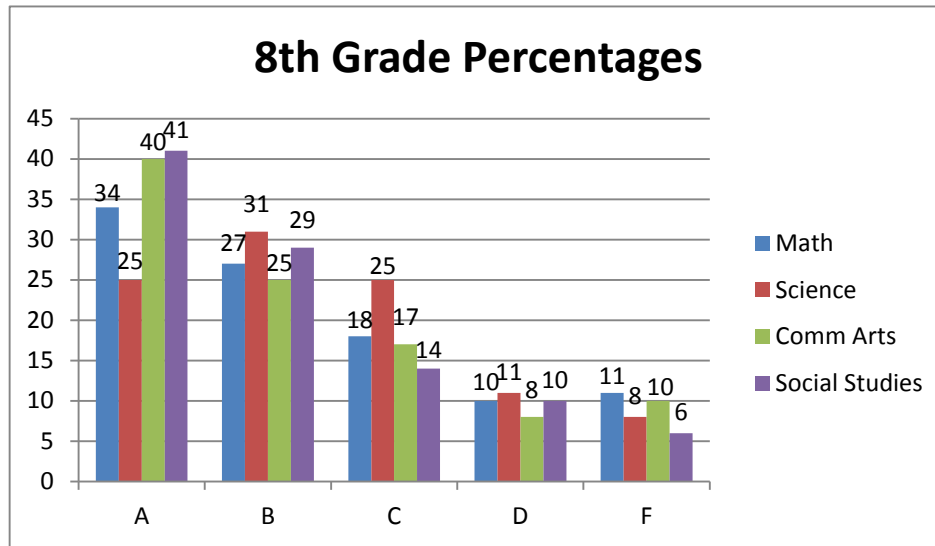
Content	A	B	C	D	F
Math	18	13	11	14	44
Science	23	22	17	14	24
Communication Arts	39	27	14	5	15
Social Studies	37	24	15	11	13

8th Grade

Content	A	B	C	D	F
Math	20	16	19	13	32
Science	38	26	15	11	10
Communication Arts	26	35	18	11	10
Social Studies	30	26	19	9	16

GRADE DISTRIBUTION 4th QUARTER





CSIP 1: Student Achievement

Objective 4: 90% of the students will be at school 90% of the time.

90/90

	YTD as of 9/14/17	YTD as of 10/12/16	YTD as of 11/13/17	YTD as of 12/11/17	YTD as of 1/11/18	YTD as of 2/12/18	YTD as of 3/12/18	YTD as of 4/7/18	YTD as of 5/24/18
Building Total 16-17	91.10	91.60	92.59	91.68	91.17	91.48	91.77	91.27	91.66
17-18	88.75	92.34	92.01	91.48	91.22	88.67	89.0	88.93	90.71

CSIP 2: Highly Qualified Staff

Recruit, attract, develop, and retain highly qualified staff to carry out the LEA/District mission, goals, and objectives.

	Aug	Sept	Oct	Nov	Dec	Jan	Feb	March	April	May	Total
Walk-Through	NA	58	66	49	26	73	69	47	38	19	445

CSIP 3: School Environment

Provide and maintain appropriate instructional resources, support services, and functional and safe facilities.

Drills conducted (listed)

- **Fire Drills: August 31st, October 13th, March 15th, April 19**
- **Tornado Drill: September 7th, March 6th**
- **Intruder Drill: August 23rd (staff only), October 3rd (district-wide), January 24th (district-wide)**

Discipline referrals

	Aug	Sept	Oct	Nov	Dec	Jan	Feb	March	April	May	Total
Building Total 16-17	11	169	263	206	126	105	198	166	211	148	1603
17-18	19	184	195	220	154	113	249	296	280	228	1938
Bus Total 16-17	3	35	48	31	23	6	42	35	30	7	260
17-18	2	27	39	21	18	16	23	20	15	8	189

CSIP 4: Family & Community

100% of parents and community members will have the opportunity to interact with staff at least three times per year. **SCJH Open House Night – August 21st 6th grade 5-5:45, 7th/8th grade 6:15-7, Pizza Hut Family Nights (monthly throughout year), Papa John’s Family Night (monthly throughout year), Internet Safety Assemblies – School Resource Officer, Sgt. John Cline – September 7th, Parent Teacher Conferences were held October 25th and 26th, Healthy Relationship’s Parent Meeting – March 19th, Orchestra/Vocal/Band Concerts held throughout May, Academic Awards Ceremonies held May 23rd.**

Parent Teacher Conference Attendance Percentage

6th Grade

Team	% Attended	% Made Contact With
MVP	87%	95%
Dream Team	68%	86%
All Star	70%	80%

7th Grade

Team	% Attended	% Made Contact With
Cosmic Kids	55%	75%
Voyagers	51%	96%
Visionaries	54%	70%

8th Grade

Team	% Attended	% Made Contact With
Navigators	60%	98%
Dynamo	56%	81%
Sarah’s Champions	61%	72%

Smith-Cotton High School Board Report 4th Quarter 2017-18 School Year

CSIP 1: Student Achievement

Objective 2: A minimum of 80% of Sedalia School District #200 students will be reading on grade level or above.

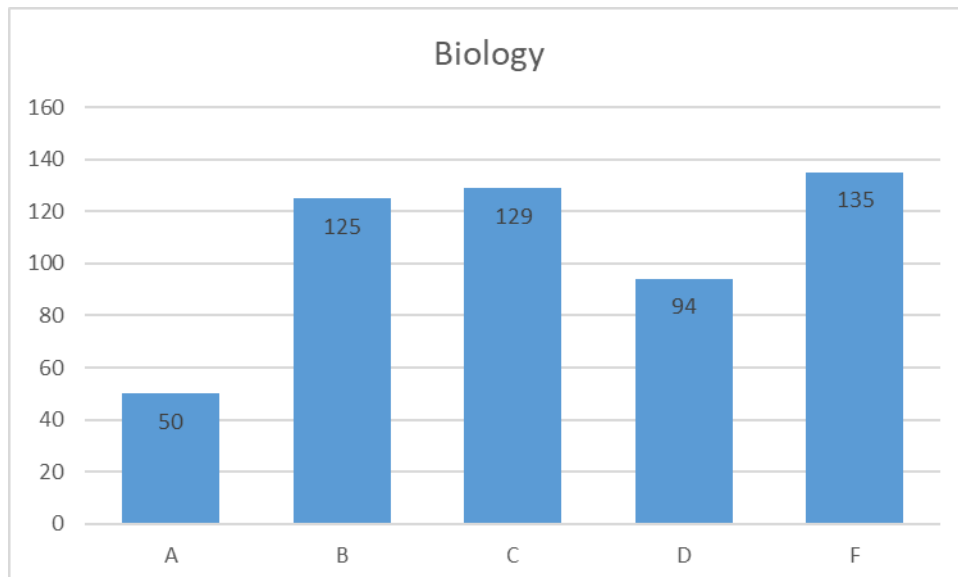
STAR

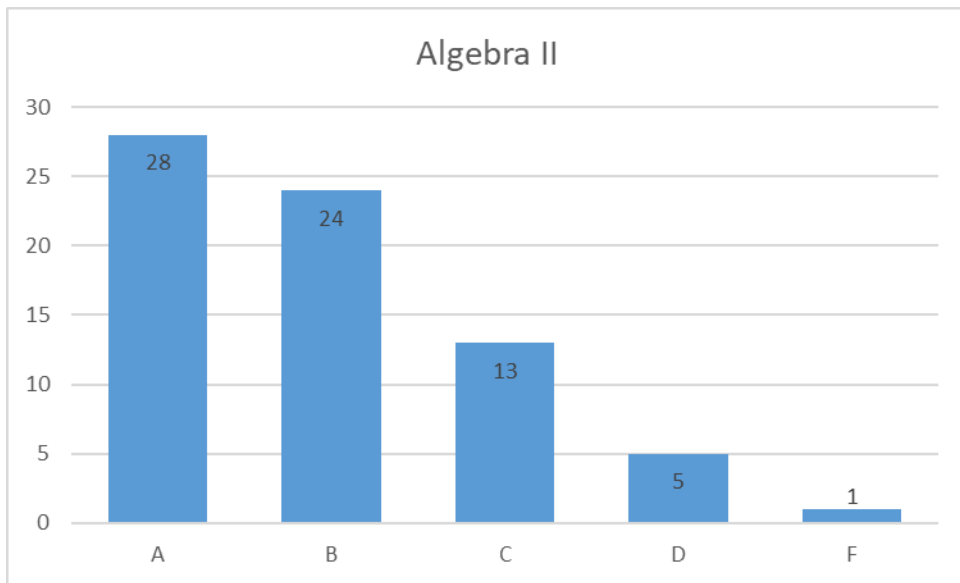
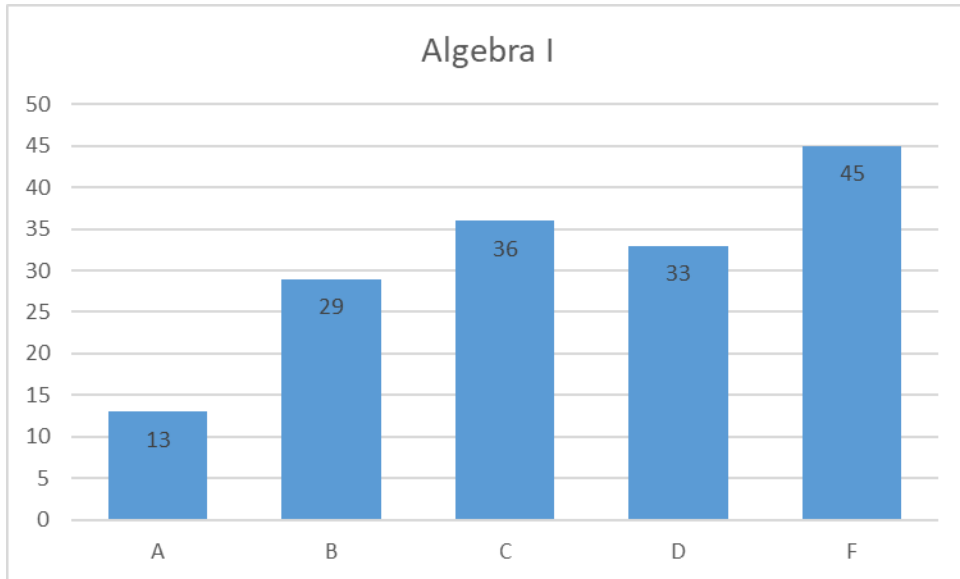
	Fall (% At Grade Level or Above)	Spring (% At Grade Level or Above)
9 th Grade 17-18	30.5	36.4
9 th Grade 16-17	29.1	35.3
10 th Grade 17-18	28.9	35.9
10 th Grade 16-17	31.1	35.9

EOC Courses Grade Breakdown

Content	A	B	C	D	F
Biology	75	175	143	103	51
English II	93	100	73	35	17
Algebra I	4	30	40	48	35
Algebra II	41	23	21	4	2
American Government	41	45	35	12	5

EOC Courses Semester Exam Grade Breakdown





English II did not give Final Exam due to EOC Testing

CSIP 1: Student Achievement

Objective 4: 90% of the students will attend 90% of the time.

Attendance – Percentage of Students Meeting 90% Criteria

	Aug	Sept	Oct	Nov	Dec	Jan	Feb	March	April	May
Percentage of Students	83.86	85.55	84.48	84.71	84.78	81.71	82.62	83.79	84.28	84.52

CSIP 2: Highly Qualified Staff

Recruit, attract, develop, and retain highly qualified staff to carry out the LEA/District mission, goals, and objectives.

	Aug	Sept	Oct	Nov	Dec	Jan	Feb	March	April	May
Walk-Through	10	35	33	39	36	46	44	41	33	19

(Walk-Through numbers are current as of 4/1/18)

CSIP 3: School Environment

Provide and maintain appropriate instructional resources, support services, and functional and safe facilities.

Drills conducted (listed)

Fire Drills: 8/29/17, 9/15/17, 3/2/18, 4/30

(Procedures modified from last school year to accommodate additional building additions.)

Tornado Drills: 8/28/17, 3/6/18

Intruder: 8/31/17, 9/20/17, 1/24/18

Discipline Referrals

	Aug	Sept	Oct	Nov	Dec	Jan	Feb	March	April	May
Building Total 16-17	7	77	80	102	58	50	104	120	105	89
Building Total 17-18	9	103	132	155	119	73	79	71	124	85
Truancy 16-17	1	10	6	10	7	7	18	16	18	11
Truancy 17-18	0	13	17	13	15	5	9	5	7	9
Bus 16-17	0	7	12	12	0	6	9	4	4	4
Bus 17-18	0	9	11	16	12	13	10	3	3	6

Truancy referrals are included in building total numbers. Bus referrals are not included in building total numbers.

CSIP 4: Family & Community

100% of parents and community members will have the opportunity to interact with staff at least three times per year.

Parent/Teacher Conferences Attendance: 483/1,453 (33.2%)

All Grades Open House
Freshmen Parent Meetings
Homecoming Tours
Sedalia FIT Internships
Students of the Month for Rotary
Staff Community Café
Veteran's Day Breakfast and Assembly
Junior Ice Cream Social
Parent/Teacher Conferences
SCEA Board Forum & Reception
National Honor Society Induction Ceremony
Winter Band Concert
Winter Vocal Music Concert
Winter Orchestra Concert
Safe Driving Parent Informational Night
JROTC Awards Night
Senior Awards Night
Commencement Ceremony
Spring Activities Banquet

Whittier High School Board Report

Term 4

NUMBER OF GRADUATES

Whittier had **54** students complete the graduation requirements.

CREDIT DISTRIBUTION

9th Grade

	Com Arts	Math	Science	Social Studies	Non-Core
Day School	1	1	0	1	2
Night School	0	0	0	0	0

10th Grade

	Com Arts	Math	Science	Social Studies	Non-Core
Day School	16	10	19	19	34
Night School	0	2	2	2	1

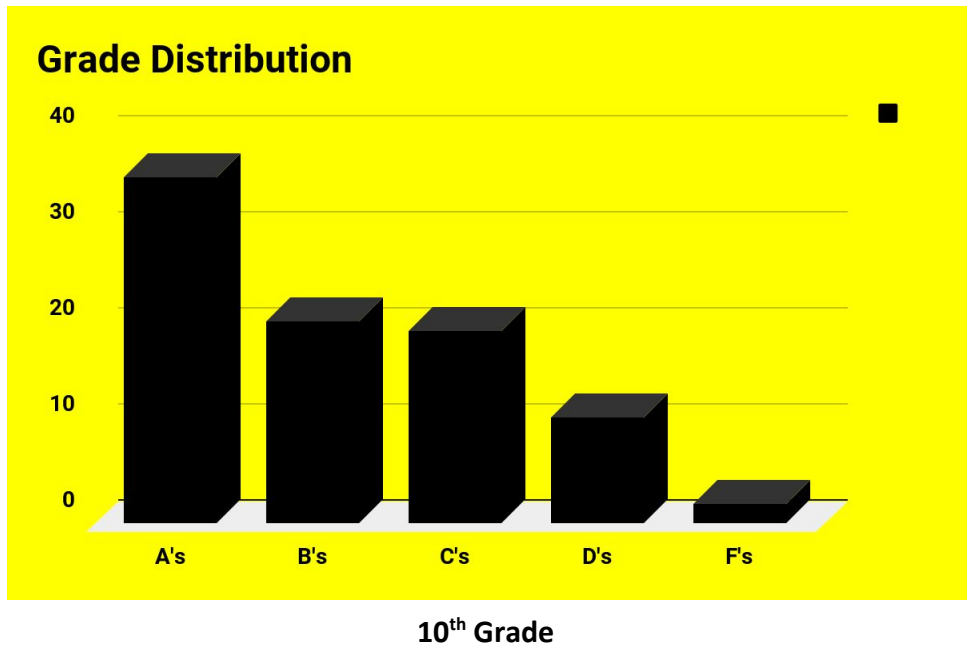
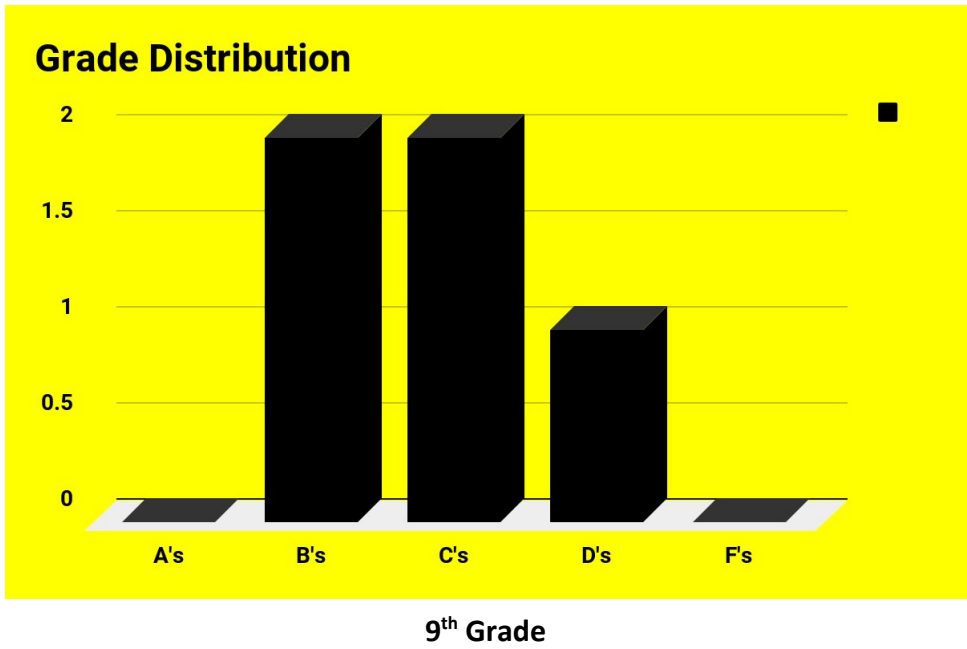
11th Grade

	Com Arts	Math	Science	Social Studies	Non-Core
Day School	9	2	8	10	17
Night School	0	3	2	2	7

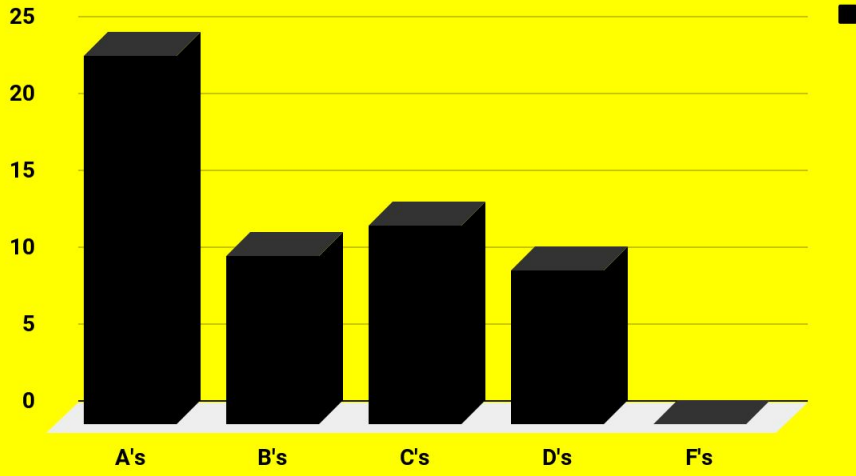
12th Grade

	Com Arts	Math	Science	Social Studies	Non-Core
Day School	21	7	4	14	40
Night School	10	1	1	3	37

GRADE DISTRIBUTION—DAY SCHOOL

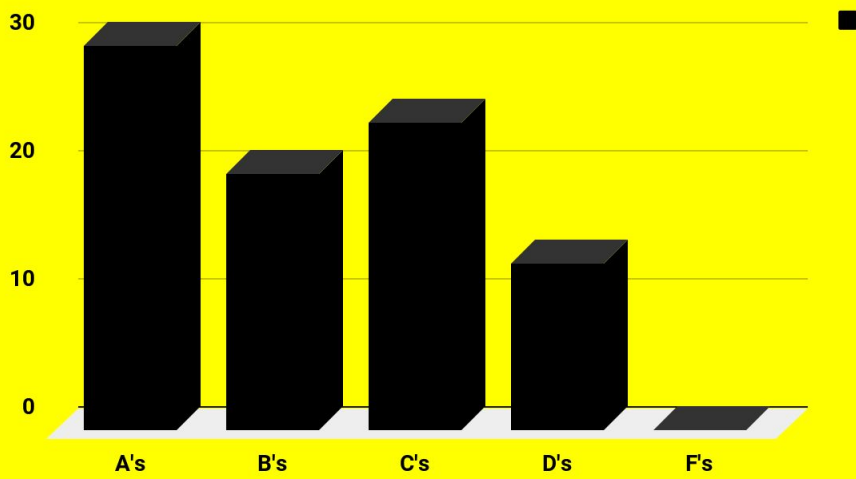


Grade Distribution



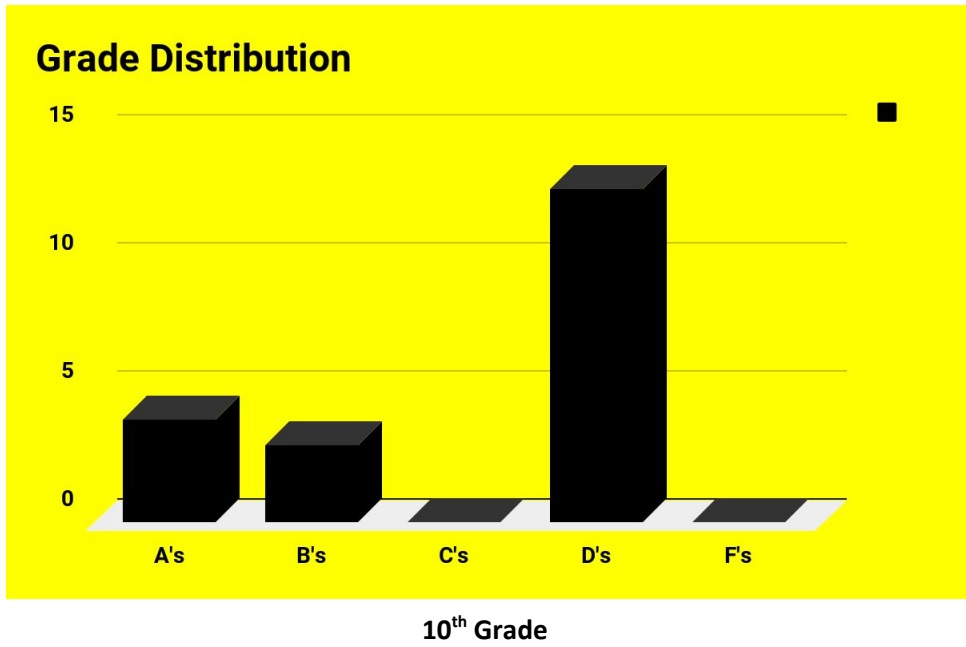
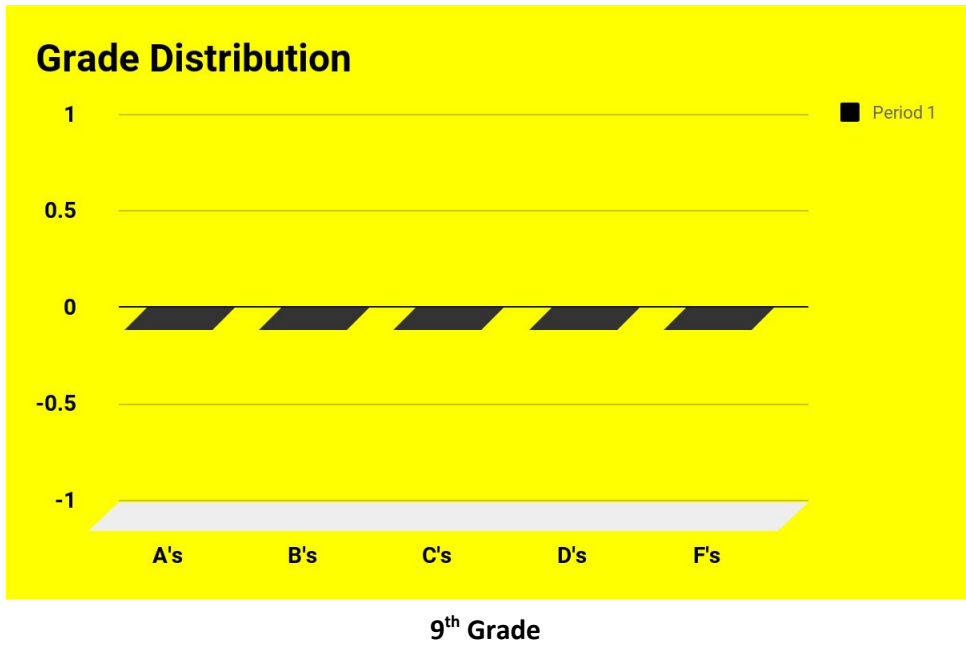
11th Grade

Grade Distribution

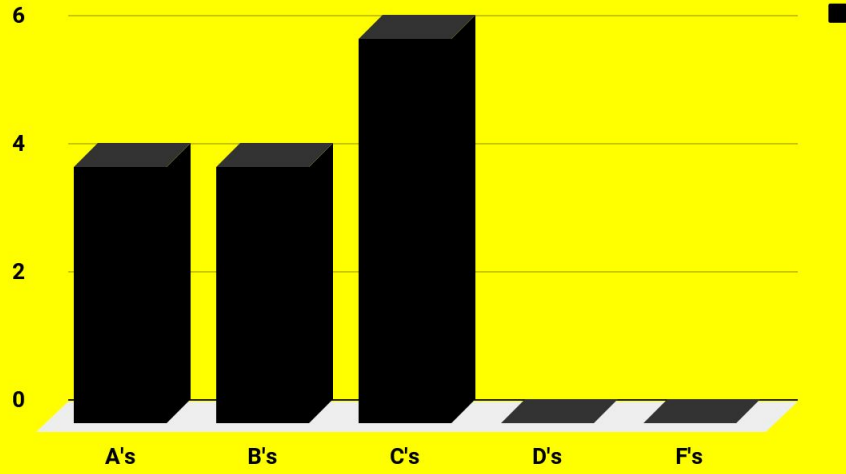


12th Grade

GRADE DISTRIBUTION—NIGHT SCHOOL

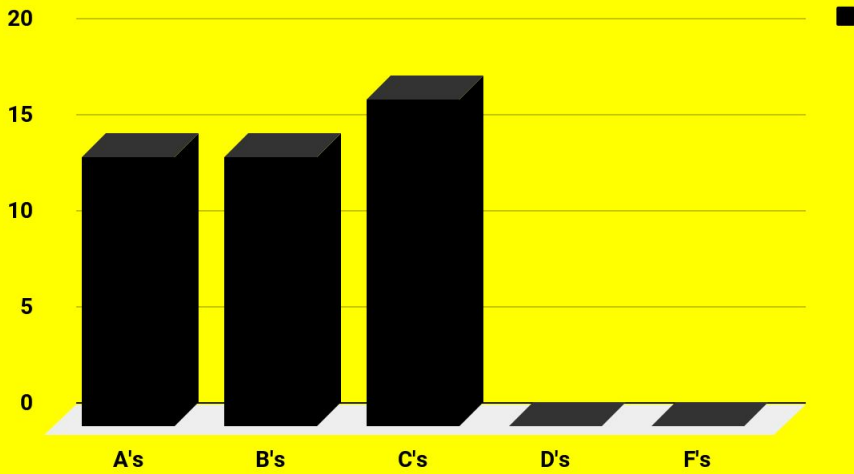


Grade Distribution



11th Grade

Grade Distribution



12th Grade

CSIP 3: School Environment

Provide and maintain appropriate instructional resources, support services, and functional and safe facilities.

- **Fire Drills: August 31, October 3rd , January 10th, May 4th**
- **Tornado Drill: September 9th, March 14th**
- **Bullying Assembly: September 7th**
- **Internet Safety Assembly: September 7th**
- **Intruder Training for Staff: August 22nd, March 12th**
- **District Wide Intruder: October 3rd, January 24th**
- **Earthquake Information: October 20th**

Discipline referrals

Aug	Sept	Oct	Nov	Dec	Jan	Feb	March	April	May
3	12	5	4	3	4	4	2	12	3

CSIP 4: Family & Community

100% of parents and community members will have the opportunity to interact with staff at least three times per year.

Building Activities

1. **Open House(s): August 23th**
2. **Skills Program**
3. **Lunch and Learn, October 11th, Nov 8th, Jan 10th**
4. **Fall Parent Teacher Conferences, October 25th and 26th**
5. **Volunteered at Open Door**
6. **Carved Pumpkins for Parks and Rec.**
7. **Community Santa**
8. **SOS--Signs of Suicide Prevention Program--Nov 2**
9. **Cooked and served lunch to Tambo Apartment residents--Dec 7th**
10. **Helped set up "Night to Shine" at Celebration Center**
11. **Service Learning---painting Whittier's classrooms**
12. **Foods class prepared dinner for School Board**

Parent Teacher Conference Attendance

Parents of 21 students were here during Parent Teacher Conferences. All of our parents in Day School and Night School were contacted through our Blackboard program via text.



Whittier High School

Sedalia School District #200

907 East 16th Street
Sedalia, MO 65301
(P) 660-829-4764
(F) 660-827-8909
www.sedalia200.org

Martin White, Ed. S.
Director

B.J. Curry, M.S.E.
Assistant Director

Kelly Birdsong
Social Studies

Shawn Cairer
Science/Service Learning

Jennie Guerrini, M.S.E.
Electives

Mark Johnson
PE/Health/Foods

Renee Pripusich, M.S.E
English

Melissa Magaña
Bilingual
School-Home Liaison

Date: May 9, 2018

To: Sedalia #200 Board of Education

From: Mr. White and Mr. Curry

Re: Donation from Celebration Center Church and Calvary Baptist Church

Dear Sedalia #200 Board of Education,

On behalf of Whittier High School, we would like to extend our sincere appreciation to both the Celebration Center Church and Calvary Baptist Church for their generous monetary donation in support of our Whittier High School field trip to attend Worlds of Fun.

Their \$1,984 donation will be used to fund 55 tickets for our Whittier Staff and students to attend this field trip event on May 16, 2018.

Both the Celebration Center and Calvary Baptist Church have been extremely supportive of our Sedalia #200 School District.

Sincerely,

Martin White
B.J. Curry
Whittier High School

**PROUD TO BE A
TIGER!**

Sedalia #200 is an equal
opportunity and
affirmative action
employer



SSD

Sedalia School District #200

District Office **7.4**
2806 Matthew Drive
Sedalia, Missouri
65301-7981
(660) 829-6450
Fax (660) 827-8938
www.sedalia200.org

Bradley R. Pollitt, Ed.S.
Superintendent

Nancy L. Scott, Ed.D.
Assistant Superintendent
Human Resources
Federal Programs

Steven G. Triplett, Ed.S.
Assistant Superintendent
Buildings & Grounds/Student
Services

Harriet A. Wolfe, Ed. D.
Chief Financial Officer

Christopher Pyle, Ed.S.
Director, Special Education

Carla Wheeler, M.E.D.
Director of Curriculum
Instruction & Assessment

Bob Satnan, B.A.
Communications Director

Date: June 25, 2018

To: Board of Education
Mr. Pollitt

From: Steve Triplett

Re: Food Service Donation

On behalf of the Sedalia School District, I would like to extend our sincere appreciation to Equity Bank for their generous monetary donation to the school district.

The donation was a total of \$1000 to help pay off overdue lunch balances for families in need.

Again, thank you for this gift as well as your continued support of our staff and students. Equity Bank has been long-standing friends with the Sedalia School District and we are truly grateful for that partnership.

Sincerely,

Steve Triplett
Assistant Superintendent
Sedalia 200 School District

**Accredited with
"Distinction in
Performance"
2011-2012
2012-2013
2013-2014**

Sedalia #200 is an equal
opportunity and affirmative
action employer