



Agenda  
Regular Work Session Meeting  
Sedalia School District #200  
Monday, February 11, 2019 6:30 p.m.  
Sedalia Middle School  
Media Center  
2205 South Ingram

**Call to Order**

1.1 Call to Order Info

**Recognitions and Presentations**

2.1 Public and Staff Comment Info

2.2 Sedalia Middle School - HMH Science Dimensions Presentation Info

2.3 School Board Recognition Week, February 10-16 Info

2.4 Approval of Agenda February 11, 2019 **Action**

**Discussion**

3.1 Annual Performance Report 2017-2018 Info

3.2 Early Childhood Construction Survey and Geotechnical Services Proposal Info

3.3 Program and Personnel Addition(s) Proposal Info

**Information**

4.1 Building Quarterly Reports for QTR2 2018 Info

4.2 Heber Hunt PTA Award Info

**Adjournment**

5.1 Adjournment to Closed Session **Action**

# ANNUAL PERFORMANCE REPORT

---

2017-2018





# 2017-2018

- 93.3 % or 112/120 points
- Achievement 50 of the 120 points (42% APR)
  - Standard One - 37/40
  - Standard Two - 9.5/10
- Baseline year new assessments

Year	Percentage
2016	91.1
2017	92.5
2018	93.3

0.8%  
increase

# Achievement Groups

---



## ➤ Standard 1

- Math (16 pts), ELA (16 pts), Social Studies (8 pts)
- Science field tested - no data, no points

## ➤ Standard 2

- Subgroups
- Black, hispanic, IEP, EL, and free and reduced lunch students

# CELEBRATIONS

---



*APR Increase  
5 Years Running!*

Eight of the assessed areas tested above the state average in proficient and advanced.

# Updates 2018-2019

---



1 Field testing American Government

2 Optional field testing EOC English 1&2 Writing

3 1st operation test for Science

4 Science & Social Studies Curriculum



# SEDALIA SCHOOL DISTRICT #200

2806 Matthew Drive, Sedalia, MO 65301-7981 p:660.829.6450 f:660-827-8938

**Steven G. Triplett, Ed.S**  
Superintendent

**Nancy L. Scott, Ed.D.**  
Assistant Superintendent

**Todd Fraley, Ed.D.**  
Assistant Superintendent

**Chris Pyle, Ed.S.**  
Assistant Superintendent

**Harriet Wolfe, Ed.D.**  
Chief Finance Officer

**Devon Gilmore, M.E.D.**  
Director of K-5 Curriculum  
Instruction & Assessment

**Becky Brownfield, Ed.S**  
Director of 6-12 Curriculum  
Instruction & Assessment

**Bob Satnan, B.A.**  
Communications Director

**Missouri Model District**  
[www.sedalia200.org](http://www.sedalia200.org)

**We Live Tiger  
Pride Everyday**

Sedalia #200 is an equal  
opportunity and affirmative  
action employer

February 11, 2019

To: Board of Education

From: Mr. Triplett

Re: Early Childhood

Enclosed you will find copies of our latest proposal for hiring a firm for both surveying and geotechnical engineering services for the Early Childhood project. We received proposals from ES&S and Gram engineering + design. Both companies are based out of Sedalia, MO.

Sedalia School District has worked with both companies in the past and both have a proven track record of superior performance and quality as an engineering and surveying service provider. Both Jay Berendzen of Porter, Berendzen Architect, and Dennis Paul of Septagon give their full support and confidence to both companies.

Please note that the proposal covers two (2) areas to be surveyed. Area 1 will be the development site for the Early Childhood project, and Area 2 will be for any future site development. The District is in a position to save money if these two (2) areas are surveyed all at one time.

My recommendation is that we accept the low bid from Gram Engineering + design, LLC. for both Area 1 and Area 2 for \$8400.

# Engineering Surveys & Services

Consulting Engineers, Land Surveyors, and Geoprosessionals  
Analytical and Materials Laboratories

1775 West Main Street  
Sedalia, Missouri 65301  
Telephone: 660-826-8618

ess@ess-inc.com  
www.ess-inc.com

January 21, 2019

Mr. Jay Berendzen  
Porter, Berendzen & Associates  
305 East Broadway, Suite A  
P.O. Box 446  
Ashland, Missouri 65010

**RE: Topographic Survey**  
Smith-Cotton High School  
Sedalia, Pettis County, Missouri

Dear Mr. Berendzen:

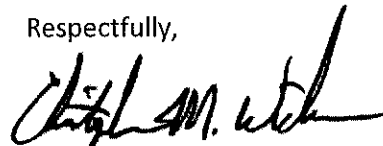
*Engineering Surveys & Services* appreciates the opportunity to present this proposal to provide professional surveying services for the referenced project. Data will be collected to meet or exceed the requirements shown on the attached land survey checklist from the solicitation. Area 1 and Area 2 are a portion of the Smith Cotton High School Campus, as shown on the attached.

We estimate that providing these professional services for Area 1 will be \$6,000. We also estimate these services for Area 2 will be an additional \$7,500. Should work outside the scope of services provided on the following page be required, approval to proceed with those services will be requested and, if approved, billed in accordance with our current fee schedule based on actual time involved.

One mobilization to the site would be saved if the areas are surveyed simultaneously. Surveying the areas at different time is a total estimate of \$13,500. A deduct of \$1,320 will be provided if surveying both sites at the same time is acceptable. Terms of payment is 30 days from the date of our invoice.

We are ready to begin work on this project immediately and will deliver completed surveys within two weeks from the receipt of the up to date title information. If you have any questions, please contact me.

Respectfully,



Christopher M. Wickern, PLS

Proposal accepted by: \_\_\_\_\_

Date: \_\_\_\_\_

# GRAM engineering + design, LLC.

1016 W. Broadway Blvd.

Sedalia, Missouri 65301

660.851.1214

January 14, 2019

Porter, Berendzen & Associates, Architects

Attention: Jay Berendzen

305 East Broadway—Suite A

PO Box 446

Ashland, Missouri 65010

Re: Request for Proposal  
Design Survey for Sedalia 200  
Sedalia, Missouri

Dear Mr. Berendzen:

Thank you for the opportunity to present this proposal for the initial design survey for the referenced project. We understand the initial phase may consist of two project areas. Area 1 consists of about 13.5 acres located north of the high school. Area 2 consists of about 28.5 acres south of the high school. The design survey(s) will be completed to a sufficient standard to be used for Civil Design along with the requirements outlined in the Land Survey Checklist provided on 1/11/2019.

Area 1:

- Completed within 2.5 weeks of NTP
- Lump Sum of \$3,200

Area 2:

- Completed within 3 weeks of NTP
- Lumpsum of \$5,200

We appreciate your consideration of GRAM Engineering & Design and look forward to working with you on this project. If you have any questions or require additional information, please contact me.

Sincerely

Greg Nehring, PE

Accepted by:

---

Signature


---

Printed Name and Title

---

Date

**SMITH-COTTON**  
ACTIVITIES OFFICE



2010 Tiger Pride Blvd.  
Sedalia, Missouri 65301  
Phone: 660-851-5300  
Fax: 660-851-5397  
davisr@sedalia200.org

HOME OF THE TIGERS

**Robert Davis, CAA**  
Activities Director

**Susan Shaw**  
Administrative Asst.

**Wade Norton, Ed. S.**  
Principal

**Joe Doyle, MSE**  
Assistant Principal

**Robin Wyatte, MSE**  
Assistant Principal

**Stacy Curry, MSE**  
Assistant Principal



**MEMO**

**Date:** January 30, 2019  
**To:** Mr. Steve Triplett, Superintendent  
**From:** Rob Davis, Activities Director  
**Re:** Program and Personnel Additions  
**CC:** Wade Norton and Jason Curry


Mr. Triplett,

Below are my proposals for additional programs and staff members. I believe that the addition of these programs will provide more opportunities for participation at the junior high level and will also help the long term competitiveness of our high school programs. These requests are made with the hope they can be implemented for the 19-20 school year.

We are also looking into the addition of a 7<sup>th</sup> grade football team and a high school E-Sports program but more data is needed at this time. We believe it will be important to add these programs in order to keep pace with the other schools in the new conference. Those requests will be made at a later date for implementation during the 20-21 school year when we officially join the Central Missouri Activities Conference.

1. Additional Program Offerings
  - A. JH Cross-Country (Boys/Girls)
    - a. Would include 7<sup>th</sup> and 8<sup>th</sup> grade
    - b. Max 8 meets/season – Approximately 1200-1500 needed for entry fees
    - c. Head Coach placed on Category 6 – Approximately 2500-3000
    - d. Assistant Coach placed on Category 9 – Approximately 1500-2000
    - e. Equipment Budget of Approximately 1000
    - f. Initial Startup cost for uniforms – Approximately 4000
    - g. Transportation costs – Approximately 2500-3000 (only a few trips taken with HS)
  - B. JH Wrestling (Boys/Girls)
    - a. Would include 7<sup>th</sup> and 8<sup>th</sup> grade
    - b. Max 12 meets/season – Approximately 500-1000 needed for entry fees
    - c. Head Coach on Category 6 – Approximately 2500-3000
    - d. Assistant Coach placed on Category 9 – Approximately 1500-2000
    - e. Equipment budget of approximately 2000
    - f. Initial Startup cost for uniforms – Approximately 4000
    - g. Transportation costs – Approximately 3600-5000

**SMITH-COTTON**  
ACTIVITIES OFFICE



2010 Tiger Pride Blvd.  
Sedalia, Missouri 65301  
Phone: 660-851-5300  
Fax: 660-851-5397  
davisr@sedalia200.org

**HOME OF THE TIGERS**

**Robert Davis, CAA**  
Activities Director

**Susan Shaw**  
Administrative Asst.

**Wade Norton, Ed. S.**  
Principal

**Joe Doyle, MSE**  
Assistant Principal

**Robin Wyatte, MSE**  
Assistant Principal

**Stacy Curry, MSE**  
Assistant Principal

- C. JH Cheerleading (Boys/Girls)
  - a. Would include 7<sup>th</sup> and 8<sup>th</sup> grade (One Squad for each grade)
  - b. Two sponsors on category 8 – Approximately 1400-2000
  - c. Equipment Budget of Approximately 500
  - d. Initial Startup costs for uniforms – 3000-4000
  - e. Transportation costs – None (travel with teams)
  
- 2. Additional Coaching Positions
  - A. Add an Assistant Tennis Coach (currently 0)
    - a. Step 7
  - B. Add an Assistant Golf Coach (currently 0)
    - a. Step 7
  - C. Add an Assistant JH Volleyball Coach (currently 0)
    - a. Step 9
  - D. Add an Assistant JH Track Coach (currently 2)
    - a. Step 8
  
- 3. Addition of an assistant activities director (primarily help with JH sports but will help in all areas when needed).
  - A. Stipend Position on Category 1 – Approximately 6000-8000
  - B. Given 1-2 extra plan periods to assist in day-to-day operations.
  - C. Position selected by the activities director.



**Pettis County Early Childhood Cooperative  
Second Quarter Board Report  
Date: 1-24-19**

**CSIP 1: Student Achievement**

117 students have made progress on IEP goals  
64 students have mastered at least one IEP goal

Average Daily Attendance

	Aug	Sept	Oct	Nov	Dec	Jan	Feb	March	April	May	Total
Early Childhood	95%	92%	88%	89%	91%						

**CSIP 2: Highly Qualified Staff**

**Trainings:**

- Special Education Process
- HighScope
- Praise vs. Encouragement
- Anecdotal Record Keeping
- Sensory Integration
- Trauma
- Smart Notebook
- Google
- Positive Behavior Supports
- Kagan Cooperative Learning
- Crisis Prevention Intervention Training

Staff participated in a variety of other trainings designed for the specific needs of our students including but not limited to autism, health, and safety.

Aug	Sept	Oct	Nov	Dec	Jan	Feb	March	April	May	Total
Informal Daily walk throughs	4 NEE	7NEE	4NEE	4NEE						

**CSIP 3: School Environment**

**Drills conducted**

- Fire Drill 9/5/18; 10/24/18
- Tornado Drill 9/13/18
- Intruder Drill 8/24/18, 9/20/18; 1/24/19

Mr. Beckman is present during the morning arrival and afternoon dismissal.

**CSIP 4: Family & Community**

Open House

Farm Field Trip

Grandfriends' Day: 200 Visitors

Homecoming Parade

Visits From:

Fire Department

SCHS -Educators Rising Students -helped in the classrooms and on the farm field trip.

Whittier students work weekly in the classrooms.

CTC students work weekly in the classrooms.

Developmental screenings are conducted throughout the quarter.

Soundsation

Mr. and Mrs. Lindsay (served as Mr. and Mrs. Clause)

**P/T Conferences**

October	February	May
<ul style="list-style-type: none"> <li>● 192/200 held during scheduled times</li> <li>● 8 held after original conference date</li> <li>● 100% completed</li> </ul>		

**Home Visits Conducted**

1st Quarter	2nd Quarter	3rd Quarter	4th Quarter	Total
164	10	3		

**Number of Team Connection Events**

September	October	November	December	January	February	March	April
0	7	1	0	0			

## Heber Hunt Elementary Board Report 2018-19

### 3rd Quarter

#### CSIP 1: Student Achievement

Objective 2: A minimum of 80% of Sedalia School District #200 students will be reading on grade level or above.

#### STAR

	Fall (Established)	Winter (Established)	Spring (Established)
2 <sup>nd</sup> Grade	53%	70%	
3 <sup>rd</sup> Grade	53%	62%	
4 <sup>th</sup> Grade	60%	66%	

#### AIMSWEB Composite Reading Assessments

	Fall (Established)	Winter (Established)	Spring (Established)
Kindergarten	15%	58%	
1 <sup>st</sup> Grade	24%	42%	
2 <sup>nd</sup> Grade	35%	53%	
3 <sup>rd</sup> Grade	39%	50%	
4 <sup>th</sup> Grade	49%	53%	

#### CSIP 1: Student Achievement

Objective 4: 90% of the students will attend 90% of the time.

#### Average Daily Attendance

	Aug	Sept	Oct	Nov	Dec	Jan	Feb	March	April	May	Total
Building Total	----	93.9%	94.5%	94.9%	94.7%	94.1%					

#### CSIP 2: Highly Qualified Staff

Recruit, attract, develop, and retain highly qualified staff to carry out the LEA/District mission, goals, and objectives.

	Aug	Sept	Oct	Nov	Dec	Jan	Feb	March	April	May	Total
NEE Observations	24 walk through hs	29	22	11	7	7					

#### CSIP 3: School Environment

Provide and maintain appropriate instructional resources, support services, and functional and safe facilities.

##### Drills conducted (listed)

**Fire – 9-6, 9-13, 9-24**

**Tornado – 8-29**

**Intruder –8-21 ,9-7, 9-20,1-24**

**Earthquake – (safety procedures discussed)**

**Implementation of Positive Behavior Support Common Area Expectations**  
**PBS Character Assemblies – School-wide assembly focusing on character word of the month**  
**Purchase of PBS incentives and signage**  
**Attendance Incentive Assemblies**  
**Implementation of PBIS Tier 1 and 2**  
**Training in PBIS Tier 3**  
**Therapy Dog-Vince**  
**School Protection Officer on Campus**  
**School Social Worker**  
**Weekly Playground Inspections**

**Discipline referrals**

	Aug	Sept	Oct	Nov	Dec	Jan	Feb	March	April	May	Total
Office/Recovery	2	28	35	26	35	7					
Bus	0	6	3	0	5	5					

**CSIP 4: Family & Community**

100% of parents and community members will have the opportunity to interact with staff at least three times per year.

**Building Activities (listed):**

- |                                 |                                  |
|---------------------------------|----------------------------------|
| PTA Skate Nights                | Moms & Muffins                   |
| Open House                      | Grandparents Day                 |
| Parent/Teacher Conferences      | Fall Book Fair                   |
| Attendance Incentive Assemblies | Heber Hunt Walking School Bus    |
| PBS/Character Assemblies        | PBS Quarter Parties              |
| Title One Reading Night         | PTA Fall Party                   |
| PTA Monthly Meetings            | Foundation Breakfast Performance |
| PTA BINGO Night                 | Winter Vocal Music Concert       |
| Spring Vocal Music Concert      | Talent & Art Show                |
| Heber Hunt Day of Service       | Feast                            |
| Dads & Donuts                   | Dances                           |

**Parent Teacher Conference Attendance Percentage**

Grade	Total %
Kindergarten	94%
1 <sup>st</sup> Grade	94%
2 <sup>nd</sup> Grade	96%
3 <sup>rd</sup> Grade	95%
4 <sup>th</sup> Grade	95%
Mixed Age	97%

## Horace Mann Elementary Board Report 2018-2019 2nd Quarter

### CSIP 1: Student Achievement

Objective 2: A minimum of 80% of Sedalia School District #200 students will be reading on grade level or above.

#### Aimsweb Composite Reading Assessments

	Fall (Established)	Winter (Established)	Spring (Established)
<b>Kindergarten</b> (LNF/LWSF)	11.8%	43.8%	
<b>First</b> (ORF)	13.5%	34.6%	
<b>Second</b> (VOC/RC/ORF)	31.5%	44.4%	
<b>Third</b> (VOC/RC/ORF)	51.8%	73.3%	
<b>Fourth</b> (VOC/SRF/RC/ORF)	41.5%	53.1%	

### CSIP 1: Student Achievement

Objective 4: The building and district Average Daily Attendance will be 90% of a minimum of 90% of students.

#### Attendance – Percentage of Students Meeting 90% Criteria

	Aug	Sept	Oct	Nov	Dec	Jan	Feb	March	April	May	Total
Building Total	-	89.20	94.83	92.47	92.53	93.55					

### CSIP 2: Highly Qualified Staff

Recruit, attract, develop, and retain highly qualified staff to carry out the LEA/District mission, goals, and objectives.

	Aug	Sept	Oct	Nov	Dec	Jan	Feb	March	April	May	Total
NEE Observations	24 walk through	20	14	18	8	19					

### CSIP 3: School Environment

Provide and maintain appropriate instructional resources, support services, and functional and safe facilities.

**Drills conducted - Fire:** 8/27, 9/26, 10/11

**Tornado:** 8/27, 9/26, 9/27

**Intruder:** 8/22, 9/20, 1/24

**Relocation:** 1/4

**Implementation of PBIS Tier 1 and 2**

**Training in PBIS Tier 2 & 3**

**Focus on school-wide expectations**  
**Attendance Incentives**  
**School Goal focus - Share your Popcorn**  
**Therapy Dog - Toby**  
**School Social Worker**  
**School Protection Officer on Campus**  
**Semi-Annual Safety Check**  
**Weekly Playground Inspections**  
**New doors installed**

**Discipline referrals**

	Aug	Sept	Oct	Nov	Dec	Jan	Feb	March	April	May	Total
Office/Recovery	1	20	44	10	20	7					
Bus	1	6	2	5	1	4					

**CSIP 4: Family & Community**

100% of parents and community members will have the opportunity to interact with staff at least three times per year.

**Building Activities (listed):**

- |  |   |
|--|---|
| <b>Open House</b>                            | <b>Homecoming Parade</b>                |
| <b>Parent/Teacher Conferences</b>            | <b>Foundation Breakfast Performance</b> |
| <b>PTA Monthly Meetings</b>                  | <b>Food Drive</b>                       |
| <b>PBS Family Night</b>                      | <b>Class Parties</b>                    |
| <b>Fire Safety Talks and Fire Safe House</b> | <b>School Carnival</b>                  |
| <b>Book Fair</b>                             | <b>Grandparents Day</b>                 |
| <b>All Pro Dad</b>                           | <b>Pen Pal Program</b>                  |
| <b>SSDF Flight Squad</b>                     | <b>Court warming Spirit Week</b>        |
| <b>Story Tellers</b>                         |   |

**Parent/Teacher Conference Attendance Percentage**  
**(Multiple attempts will be made to reschedule conferences)**

<b>Kindergarten</b>	<b>98%</b>
<b>First Grade</b>	<b>97%</b>
<b>Second Grade</b>	<b>100%</b>
<b>Third Grade</b>	<b>98%</b>
<b>Fourth Grade</b>	<b>100%</b>

Mixed Age	100%
-----------	------

- Parents of only 4 students did not conference with our teachers

## Parkview Elementary Board Report 2018-2019 2nd Quarter

### CSIP 1: Student Achievement

Objective 2: A minimum of 80% of Sedalia School District #200 students will be reading on grade level or above.

#### Aimsweb Composite Reading Assessments

	Fall (Established)	Winter (Established)	Spring (Established)
<b>Kindergarten</b> (LNF/LWSF)	LNF - 18/16.8%	49/48%	
<b>First</b> (ORF)	31/33%	55/58%	
<b>Second</b> (VOC/RC/ORF)	38/44.7%	56/64%	
<b>Third</b> (VOC/RC/ORF)	57/58.2%	65/70%	
<b>Fourth</b> (VOC/SRF/RC/ORF)	48/46.6%	54/56%	

### CSIP 1: Student Achievement

Objective 4: The building and district Average Daily Attendance will be 90% of a minimum of 90% of students.

#### Attendance – Percentage of Students Meeting 90% Criteria

	Aug	Sept	Oct	Nov	Dec	Jan	Feb	March	April	May	Total
Building Total	-	93.31	94.00	93.40	93.18	93.71					

### CSIP 2: Highly Qualified Staff

Recruit, attract, develop, and retain highly qualified staff to carry out the LEA/District mission, goals, and objectives.

	Aug	Sept	Oct	Nov	Dec	Jan	Feb	March	April	May	Total
NEE Observations	25 walk through	18	28	15	11	16					

### CSIP 3: School Environment

Provide and maintain appropriate instructional resources, support services, and functional and safe facilities.

**Drills conducted - Fire: 9/14, 11/14**

**Tornado: 9/6**

**Intruder: 9/19, 1/24**

**Implementation of PBIS Tier 1 and 2**

**Training in PBIS Tier 3**

**Focus on school-wide expectations**

**Attendance Incentives**  
**School Social Worker**  
**School Protection Officer on Campus**  
**Semi-Annual Safety Check**  
**Weekly Playground Inspections**  
**Bus Evacuation**

**Discipline referrals**

	Aug	Sept	Oct	Nov	Dec	Jan	Feb	March	April	May	Total
Office/Recovery	0	8	26	26	16	14					
Bus	4	10	35	18	11	3					

**CSIP 4: Family & Community**

100% of parents and community members will have the opportunity to interact with staff at least three times per year.

**Building Activities (listed):**

- |  |   |
|--|---|
| <b>Open House</b>                            | <b>Homecoming Parade</b>                        |
| <b>Parent/Teacher Conferences</b>            | <b>Foundation Breakfast Performance</b>         |
| <b>PTA Monthly Meetings</b>                  | <b>Back to School Dance</b>                     |
| <b>PBS Family Night</b>                      | <b>Class Parties</b>                            |
| <b>Fire Safety Talks and Fire Safe House</b> | <b>School Carnival</b>                          |
| <b>Book Fair</b>                             | <b>Monthly Tiger Pride Assemblies</b>           |
| <b>All Pro Dad meets monthly</b>             | <b>Grandparents Day</b>                         |
| <b>3rd Grade Field Trip to MO Days</b>       | <b>Kindergarten Field Trip to Pumpkin Patch</b> |
| <b>1st Field Trip to Fire Station</b>        | <b>4th toured Central MO Cancer Center</b>      |
| <b>3rd-4th went to Annie Jr. at SCJH</b>     | <b>K-2 went to Elephant and Piggie at SCHS</b>  |
| <b>4th grade Winter Program</b>              | <b>Holiday Store</b>                            |
| <b>2nd Grade Service Learning Project</b>    | <b>K-2 Wanda's Monster at SFCC</b>              |
| <b>3rd-4th to Sound of Music</b>             | <b>Gardner Denver Awards</b>                    |

**Parent/Teacher Conference Attendance Percentage**  
**(Multiple attempts will be made to reschedule conferences)**

<b>Kindergarten</b>	<b>96%</b>
<b>First Grade</b>	<b>95%</b>
<b>Second Grade</b>	<b>98%</b>
<b>Third Grade</b>	<b>100%</b>
<b>Fourth Grade</b>	<b>96%</b>

## Skyline Elementary Board Report 2018-2019 2nd Quarter

### CSIP 1: Student Achievement

Objective 2: A minimum of 80% of Sedalia School District #200 students will be reading on grade level or above.

#### Aimsweb Composite Reading Assessments

	Fall (Established)	Winter (Established)	Spring (Established)
<b>Kindergarten (LNF/LWSF)</b>	17%	44%	
<b>First (ORF)</b>	27%	40%	
<b>Second (VOC/RC/ORF)</b>	34%	55%	
<b>Third (VOC/RC/ORF)</b>	48%	56%	
<b>Fourth (VOC/SRF/RC/ORF)</b>	63%	68%	

### CSIP 1: Student Achievement

Objective 4: The building and district Average Daily Attendance will be 90% of a minimum of 90% of students.

#### Attendance – Percentage of Students Meeting 90% Criteria

	Aug	Sept	Oct	Nov	Dec	Jan	Feb	March	April	May	Total
Building Total	-	94.29	94.43	94.15	94.28						

### CSIP 2: Highly Qualified Staff

Recruit, attract, develop, and retain highly qualified staff to carry out the LEA/District mission, goals, and objectives.

	Aug	Sept	Oct	Nov	Dec	Jan	Feb	March	April	May	Total
NEE Observations	26 walk through	14	17	12	16						

### CSIP 3: School Environment

Provide and maintain appropriate instructional resources, support services, and functional and safe facilities.

**Drills conducted - Fire, Tornado, Intruder**

**Implementation of PBIS Tier 1 and 2**

**Training in PBIS Tier 3**

**Daily School Assemblies with focus on school-wide expectations**

**Attendance Incentives**

**School Goal focus - Culture, Mission, Vision**

**Therapy Dog - Rayder**

**School Protection Officer on Campus**

**School Social Worker  
Weekly Playground Inspections  
Technology Training**

**Discipline referrals**

	Aug	Sept	Oct	Nov	Dec	Jan	Feb	March	April	May	Total
Office/Recovery	4	29	20	10	8						
Bus	2	18	11	17	11						

**CSIP 4: Family & Community**

100% of parents and community members will have the opportunity to interact with staff at least three times per year.

**Building Activities (listed):**

Open House

Parent/Teacher Conferences

PTA Monthly Meetings

PBS Family Night

Fire Safety Talks and Fire Safe House

Book Fair

Penny War

SCHS Play/SFCC Play

Homecoming Parade

Foundation Breakfast Performance

Food Drive

Class Parties

School Carnival

Grandparents Day

Third/Fourth Grade Dance

**Parent Teacher Conference Attendance Percentage  
(Multiple attempts will be made to reschedule conferences)**

Kindergarten	97.8%
First Grade	96.6%
Second Grade	96%
Third Grade	95%
Fourth Grade	96%

## Washington Board Report 2018-2019 2nd Quarter

### CSIP 1: Student Achievement

Objective 2: A minimum of 80% of Sedalia School District #200 students will be reading on grade level or above.

#### Aimsweb Composite Reading Assessments

	Fall (Established)	Winter (Established)	Spring (Established)
Kindergarten (LNF/LWSF)	6%	39%	
First (ORF)	13%	17%	
Second (VOC/RC/ORF)	34%	42%	
Third (VOC/RC/ORF)	39%	53%	
Fourth (VOC/SRF/RC/ORF)	47%	48%	

### CSIP 1: Student Achievement

Objective 4: The building and district Average Daily Attendance will be 90% of a minimum of 90% of students.

PROPORTIONAL ATTENDANCE RATE - 2018-2019											
Standard 4 - 90% of the students will attend 90% of the time											
School	Date	Total Adjusted Enrollment	Proportional Attendance Rate	(1 point) Adjusted Enrollment at 90-100%	%	(.5 point) Adjusted Enrollment at 87.5-89.9%	%	(.25 point) Adjusted Enrollment at 85-87.4%	%	Adjusted Enrollment < 85.0%	%
Washington Elem	9/10/2018	233.82	95.30	220.82	94.44	4.00	1.71	0.00	0.00	9.00	3.85
	10/8/2018	233.47	93.79	213.48	91.44	8.00	3.43	6.00	2.57	5.99	2.57
	11/7/2018	234.00	95.07	217.85	93.10	7.00	2.99	4.42	1.89	4.73	2.02
	12/7/2018	235.15	96.13	222.77	94.74	5.83	2.48	1.43	0.61	5.12	2.17
	1/9/2019	235.85	96.17	223.10	94.59	5.92	2.51	3.05	1.29	3.78	1.61

### CSIP 2: Highly Qualified Staff

Recruit, attract, develop, and retain highly qualified staff to carry out the LEA/District mission, goals, and objectives.

	Aug	Sept	Oct	Nov	Dec	Jan	Feb	March	April	May	Total
NEE Observations	13 walk through	6	15	4	3	11					

### CSIP 3: School Environment

Provide and maintain appropriate instructional resources, support services, and functional and safe facilities.

**Drills conducted - Fire, Tornado, Intruder**

**Implementation of PBIS Tier 1 and 2**  
**Training in PBIS Tier 3**  
**Attendance Incentives-Building and student**  
**School Protection Officer on Campus**  
**School Social Worker**  
**Weekly Playground Inspections**  
**PBS assemblies/Wellness words**  
**Bus evacuation drill**  
**Monthly alarm practice for staff**

**Discipline referrals**

	Aug	Sept	Oct	Nov	Dec	Jan	Feb	March	April	May	Total
Office/Recovery	3	13	18	17	20	10					
Bus	0	3	1	3	7	5					

**CSIP 4: Family & Community**

100% of parents and community members will have the opportunity to interact with staff at least three times per year.

**Building Activities (listed):**

- |   |   |
|---|---|
| <b>Open House</b>                         | <b>Homecoming Parade</b>                |
| <b>Parent/Teacher Conferences</b>         | <b>Foundation Breakfast Performance</b> |
| <b>PTA Monthly Meetings</b>               | <b>Food Drive</b>                       |
| <b>PBS Family Night</b>                   | <b>Class Parties</b>                    |
| <b>Fire Safety Talks/ Fire Safe House</b> | <b>School Carnival</b>                  |
| <b>Book Fair</b>                          | <b>Walking School Bus</b>               |
| <b>Mentor kickoff</b>                     | <b>River and Prairie Storyweavers</b>   |
| <b>Math/Science night</b>                 | <b>4th grade music program</b>          |
| <b>Kindness Challenge</b>                 |   |

**Parent/Teacher Conference Attendance Percentage**  
**(Multiple attempts will be made to reschedule conferences)**

<b>Kindergarten</b>	<b>94%</b>
<b>First Grade</b>	<b>98%</b>
<b>Second Grade</b>	<b>100%</b>
<b>Third Grade</b>	<b>95%</b>
<b>Fourth Grade</b>	<b>98%</b>

# Sedalia Middle School Board Report 2018-19

## 2<sup>nd</sup> Quarter

### CSIP 1: Student Achievement

Objective 2: A minimum of 80% of Sedalia School District #200 students will be reading on grade level or above.

#### STAR

	Fall (Established)	Winter (Established)	Spring (Established)
5 <sup>th</sup> Grade	66%	67%	

#### AIMSWEB - Reading

	Fall (Established)	Winter (Established)	Spring (Established)
Composite	53%	63%	

Composite = Oral Reading Fluency/Silent Reading Fluency/Comprehension/Vocabulary

#### AIMSWEB – Math

Achievement Level %	Fall (Established)	Winter (Established)	Spring (Established)
Composite	61%	72%	

Composite = Math Computation Fluency/Concepts & Application/Number Sense

#### Current Term Grade Distribution

# of Students	A	B	C	D	F
391	1,239	350	203	114	171
100%	59.7%	16.9%	9.8%	5.5%	8.2%

### CSIP 1: Student Achievement

Objective 4: 90% of the students will attend 90% of the time.

#### Average Daily Attendance

	Aug	Sept	Oct	Nov	Dec	Jan	Feb	March	April	May	Total
Building Total	----	94.13	94.18	95.38	95.45	95.53					

### CSIP 2: Highly Qualified Staff

Recruit, attract, develop, and retain highly qualified staff to carry out the LEA/District mission, goals, and objectives.

	Aug	Sept	Oct	Nov	Dec	Jan	Feb	March	April	May	Total
NEE Observations	---	17	16	15	10	15					

### CSIP 3: School Environment

Provide and maintain appropriate instructional resources, support services, and functional and safe facilities.

#### Drills conducted (listed)

Fire – 9/5, 10/24

Tornado – 9/13

Intruder – 8/21, 9/20, 1/24

### Discipline referrals

	Aug	Sept	Oct	Nov	Dec	Jan	Feb	March	April	May	Total
Office	3	12	24	15	16	10					
Bus	---	6	30	13	7	7					

#### CSIP 4: Family & Community

100% of parents and community members will have the opportunity to interact with staff at least three times per year.

#### Building Activities (listed):

Open House	PTO Skate Night
Parent/Teacher Conferences	Winter Vocal Music Concerts
Attendance Incentive Assemblies	Winter Band Concert
PBS Assemblies	Winter Orchestra Concert
PTA Monthly Meetings	Court warming Spirit Week
Foundation Breakfast Performance	PTO School Dance
PBS Quarter Parties	
PBS Outreach Night	

#### Parent Teacher Conference Attendance Percentage

Teams	Face-to-Face	Total %
A-10	71/74	96%
Apache	60/67	90%
Blackhawks	63/70	90%
Falcons	69/73	95%
Stealth	61/70	87%
Skyraiders	25/31	81%




## Smith-Cotton Junior High Board Report Second Quarter 2018-19 School Year

### CSIP 1: Student Achievement




Objective 2: A minimum of 80% of Sedalia School District #200 students will be reading on grade level or above.

#### STAR




##### Smith Cotton Junior High School - Growth

Grade	School Year Aug 1 - Sep 30 (Fall)	Percent of Students by District Benchmark Category	Total Students	40+ PR	25-39 PR	10-24 PR	1-9 PR
Grade 6	2018 - 2019 Grade 6		394	41% 163	14% 56	24% 96	20% 79
	2017 - 2018 Grade 5		362	45% 164	14% 49	20% 72	21% 77
	2016 - 2017 Grade 4		330	50% 164	13% 42	15% 48	23% 76

##### Smith Cotton Junior High School - Growth

Grade	School Year Aug 1 - Sep 30 (Fall)	Percent of Students by District Benchmark Category	Total Students	40+ PR	25-39 PR	10-24 PR	1-9 PR
Grade 7	2018 - 2019 Grade 7		364	42% 152	20% 71	18% 64	21% 77
	2017 - 2018 Grade 6		332	40% 132	14% 45	23% 78	23% 77
	2016 - 2017 Grade 5		311	49% 151	15% 47	17% 53	19% 60

##### Smith Cotton Junior High School - Growth

Grade	School Year Aug 1 - Sep 30 (Fall)	Percent of Students by District Benchmark Category	Total Students	40+ PR	25-39 PR	10-24 PR	1-9 PR
Grade 8	2018 - 2019 Grade 8		356	44% 157	13% 46	23% 82	20% 71
	2017 - 2018 Grade 7		333	45% 150	17% 57	15% 49	23% 77
	2016 - 2017 Grade 6		304	54% 163	14% 43	17% 51	15% 47

\*These graphs show the cohort for each grade level over the last three years in the SSD.

\*Percentile rank (PR) ranges from 1 to 99. Percentile rank indicates the percentage of other students nationally who obtained scores equal to or lower than the score of a particular student.

### COMMON ASSESSMENTS 2<sup>nd</sup> QUARTER

#### 6<sup>th</sup> Grade

Content	A	B	C	D	F
Math	15	20	19	15	31
Science	15	34	15	20	16
Communication Arts	18	28	22	12	20
Social Studies	38	19	17	8	18

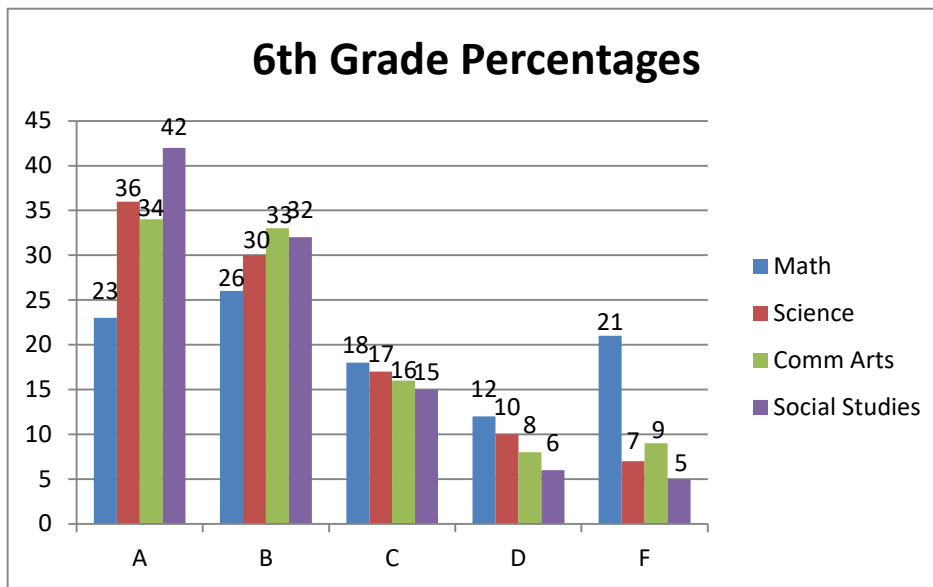
### 7<sup>th</sup> Grade

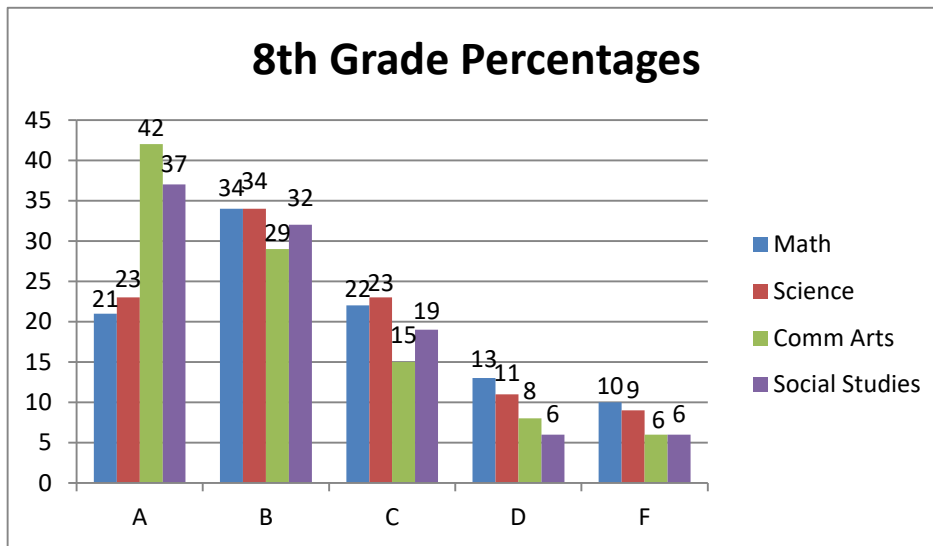
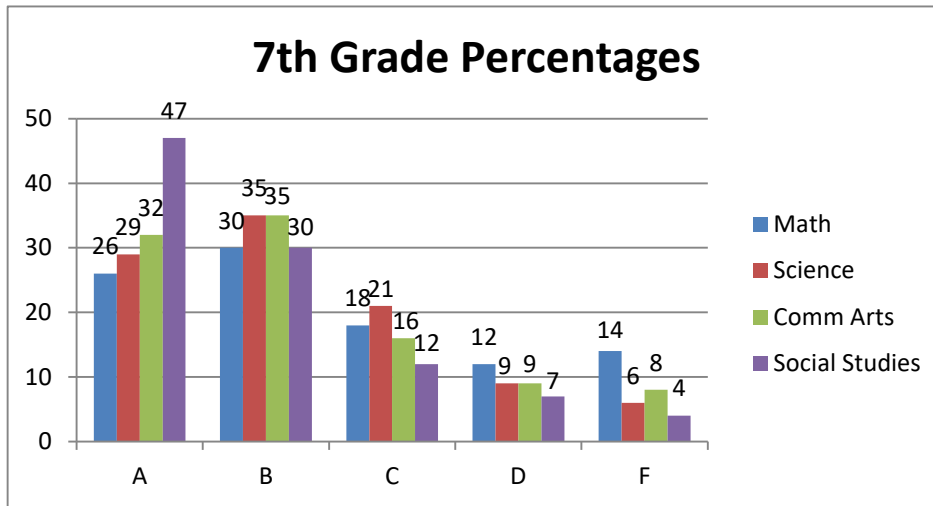
Content	A	B	C	D	F
Math	32	27	15	14	12
Science	28	26	17	11	18
Communication Arts	21	26	22	14	17
Social Studies	44	29	12	8	7

### 8<sup>th</sup> Grade

Content	A	B	C	D	F
Math	13	21	22	17	27
Science	35	20	14	16	15
Communication Arts	46	26	12	6	10
Social Studies	29	30	22	8	11

### GRADE DISTRIBUTION 2<sup>nd</sup> QUARTER





**CSIP 1: Student Achievement**

Objective 4: 90% of the students will be at school 90% of the time.

**90/90**

	YTD as of 9/10/18	YTD as of 10/8/18	YTD as of 11/7/18	YTD as of 12/7/18	YTD as of 1/09/19	YTD as of	YTD as of	YTD as of	YTD as of	Total
Building Total 17-18	88.75	92.34	92.01	91.68	91.17	91.48	91.77	91.27	91.66	91.89%
<b>18-19</b>	<b>91.91</b>	<b>92.38</b>	<b>93.27</b>	<b>93.63</b>	<b>94.37</b>					

**CSIP 2: Highly Qualified Staff**

Recruit, attract, develop, and retain highly qualified staff to carry out the LEA/District mission, goals, and objectives.

	Aug	Sept	Oct	Nov	Dec	Jan	Feb	March	April	May	Total
Walk-Through	NA	62	68	53	34	41					

### **CSIP 3: School Environment**

Provide and maintain appropriate instructional resources, support services, and functional and safe facilities.

#### **Drills conducted (listed)**

- **Fire Drills: August 28<sup>th</sup>, October 9<sup>th</sup>**
- **Tornado Drill: October 4<sup>th</sup>**
- **Intruder Drill: August 21<sup>st</sup> (staff only), September 20<sup>th</sup> (district-wide)**

#### **Discipline referrals**

	Aug	Sept	Oct	Nov	Dec	Jan	Feb	March	April	May	Total
Building Total 17-18	19	184	195	220	154	113					
<b>18-19</b>	<b>19</b>	<b>198</b>	<b>302</b>	<b>228</b>	<b>182</b>	<b>104</b>					
Bus Total 17-18	2	27	39	21	18	16					
<b>18-19</b>	<b>2</b>	<b>24</b>	<b>42</b>	<b>36</b>	<b>24</b>	<b>17</b>					

### **CSIP 4: Family & Community**

100% of parents and community members will have the opportunity to interact with staff at least three times per year.

**SCJH Open House Night – August 20<sup>th</sup> 6<sup>th</sup> grade 5-5:45, 7<sup>th</sup>/8<sup>th</sup> grade 6:15-7, Pizza Hut Family Nights, Papa John’s Family Night, Internet Safety Assemblies – School Resource Officer, Sgt. John Cline – October 3<sup>rd</sup>, Parent Teacher Conferences were held October 24<sup>th</sup> and 25<sup>th</sup>.**

#### **Parent Teacher Conference Attendance Percentage**

##### **6<sup>th</sup> Grade**

Team	% Attended	% Made Contact With
MVP	69%	85%
Dream Team	82%	87%
All Star	84%	87%

##### **7<sup>th</sup> Grade**

Team	% Attended	% Made Contact With
Cosmic Kids	53%	86%
Voyagers	61%	84%
Visionaries	54%	85%

##### **8<sup>th</sup> Grade**

Team	% Attended	% Made Contact With
Navigators	54%	80%
Dynamo	52%	81%
Sarah’s Champions	67%	77%

## Smith-Cotton High School Board Report 2<sup>nd</sup> Quarter 2018-19 School Year

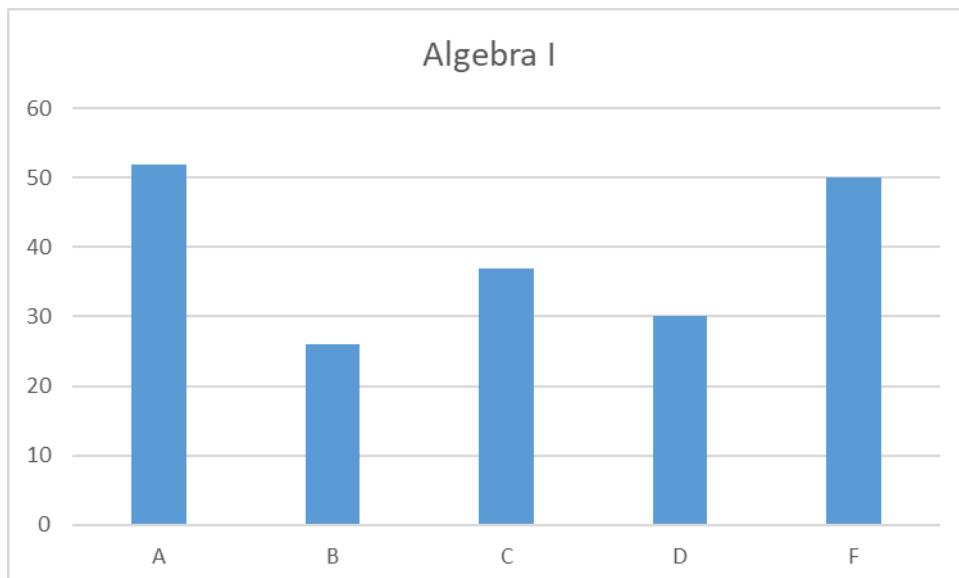
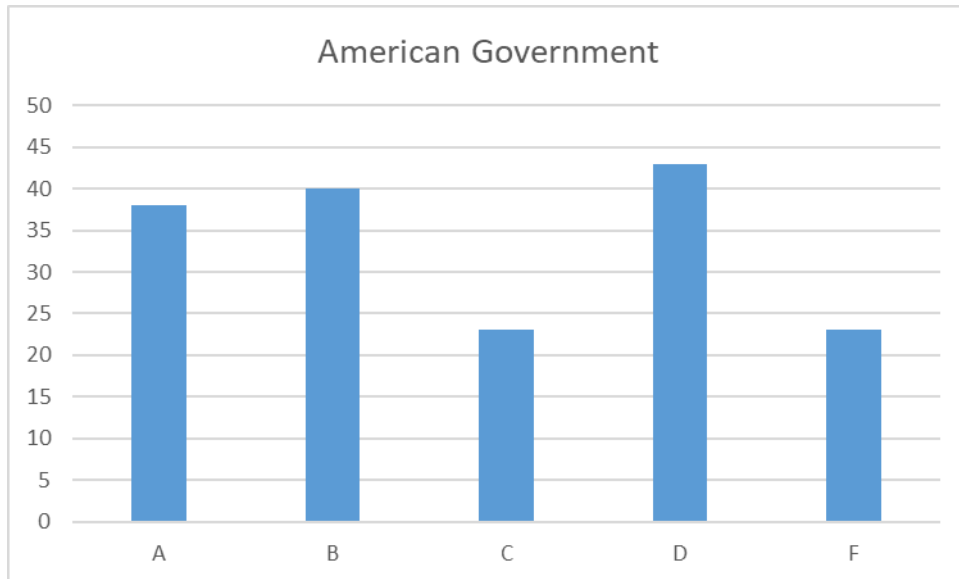
### CSIP 1: Student Achievement

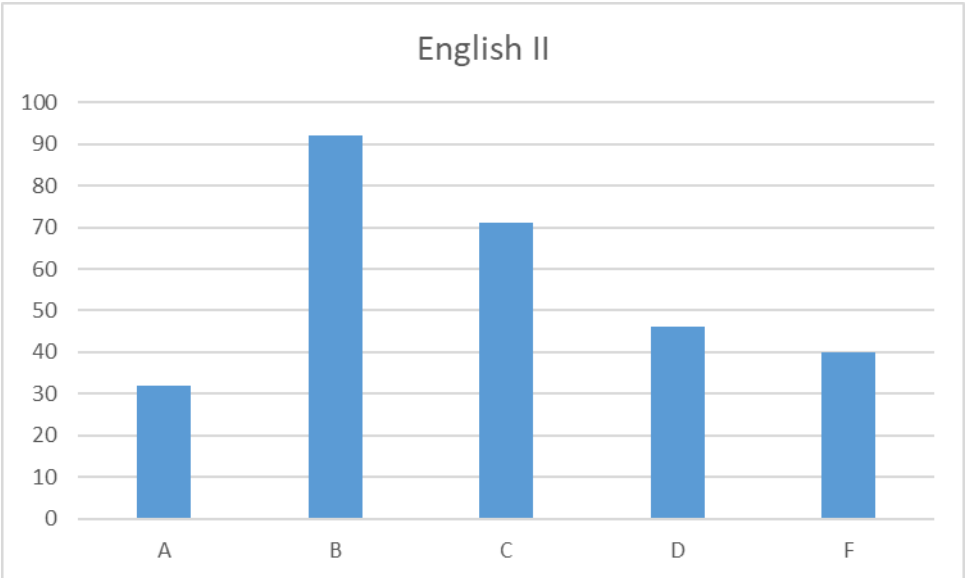
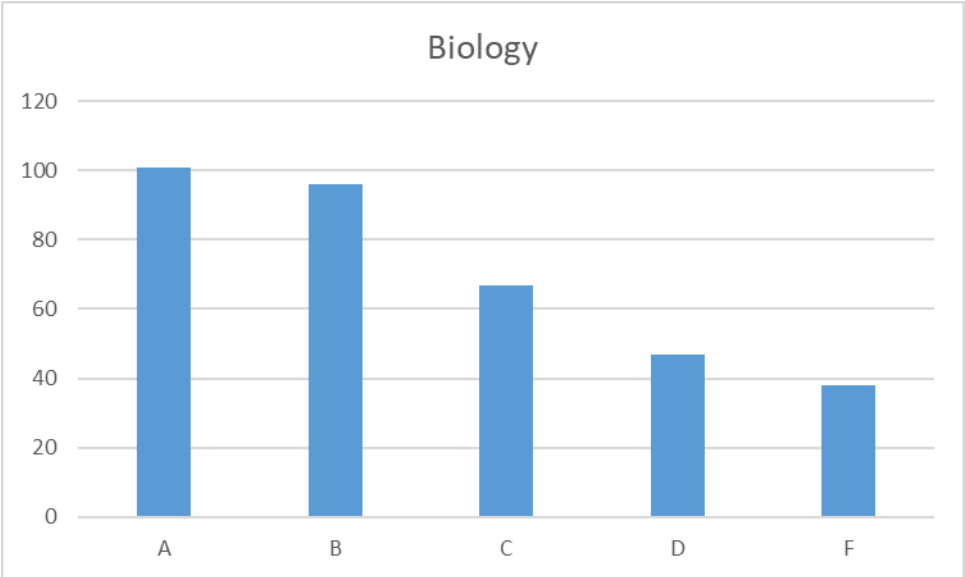
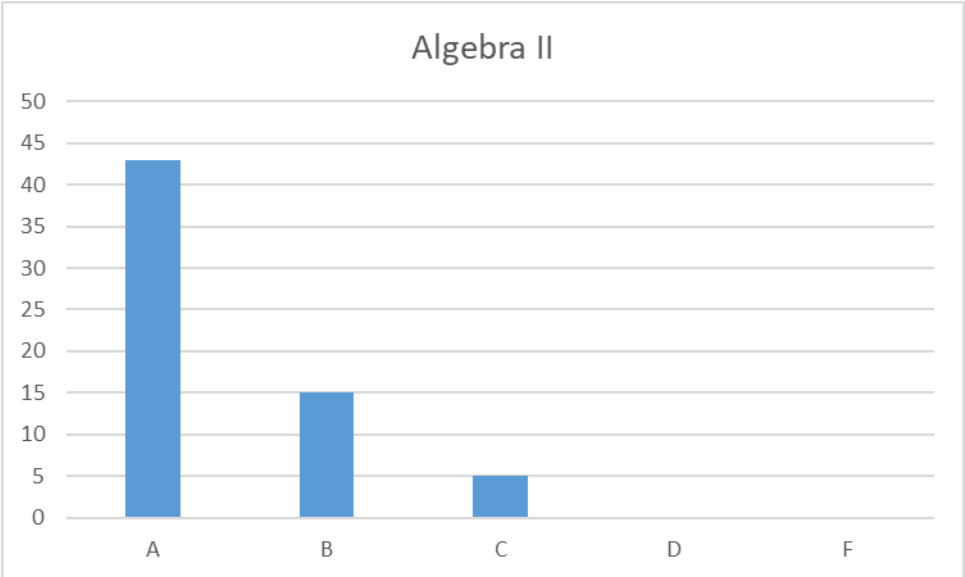
Objective 2: A minimum of 80% of Sedalia School District #200 students will be reading on grade level or above.

#### STAR

	Fall (% At Grade Level or Above)	Spring (% At Grade Level or Above)
9 <sup>th</sup> Grade 17-18	30.5	36.4
9 <sup>th</sup> Grade 18-19	33.7	
10 <sup>th</sup> Grade 17-18	28.9	35.9
10 <sup>th</sup> Grade 18-19	34.7	

#### EOC Courses Semester Exam Grade Breakdown





### EOC Courses Grade Breakdown

Content	A	B	C	D	F
Biology	31	80	95	108	36
English II	115	85	46	30	29
Algebra I	18	43	60	47	28
Algebra II	38	31	9	0	0
American Government	64	65	34	4	0

#### **CSIP 1: Student Achievement**

Objective 4: 90% of the students will attend 90% of the time.

#### **Attendance – Percentage of Students Meeting 90% Criteria**

	Aug	Sept	Oct	Nov	Dec	Jan	Feb	March	April	May
Percentage of Students	88.63	89.50	89.84	89.59	90.64					

#### **CSIP 2: Highly Qualified Staff**

Recruit, attract, develop, and retain highly qualified staff to carry out the LEA/District mission, goals, and objectives.

	Aug	Sept	Oct	Nov	Dec	Jan	Feb	March	April	May
Walk-Through	8	76	60	44	43					

(Walk-Through numbers are current as of 12/21/18)

#### **CSIP 3: School Environment**

Provide and maintain appropriate instructional resources, support services, and functional and safe facilities.

#### **Drills conducted (listed)**

**Fire Drills:** 8/24/18, 9/26/18, 10/29/18, 11/7/18

(Procedures modified from last school year to accommodate additional building additions.)

**Tornado Drills:** 8/24/18

**Intruder:** 8/22/18, 9/20/18

### Discipline Referrals

	Aug	Sept	Oct	Nov	Dec	Jan	Feb	March	April	May
Building Total 18-19	7	88	118	119	93					
Building Total 17-18	9	103	132	155	119	73	79	71	124	85
Truancy 18-19	0	10	11	11	6					
Truancy 17-18	0	13	17	13	15	5	9	5	7	9
Bus 18-19	0	8	2	1	4					
Bus 17-18	0	9	11	16	12	13	10	3	3	6

Truancy referrals are included in building total numbers. Bus referrals are not included in building total numbers. December numbers are through the end of the quarter, 12/21/18.

### **CSIP 4: Family & Community**

100% of parents and community members will have the opportunity to interact with staff at least three times per year.

Parent/Teacher Conferences Attendance: 377/1,415 (26%)

All Grades Open House

Freshmen Parent Meetings

Homecoming Tours

Sedalia FIT Internships

Students of the Month for Rotary

Staff Community Café

Parent/Teacher Conferences

Parent Informational Nights on topics of relevance/concern

Veterans Day Activities

# Whittier High School Board Report

## CREDIT DISTRIBUTION

### 9<sup>th</sup> Grade

	Com Arts	Math	Science	Social Studies	Non-Core
Day School	0	1	2	4	3
Night School	0	0	0	0	0

### 10<sup>th</sup> Grade

	Com Arts	Math	Science	Social Studies	Non-Core
Day School	1	2	4	7	16
Night School	0	0	0	0	0

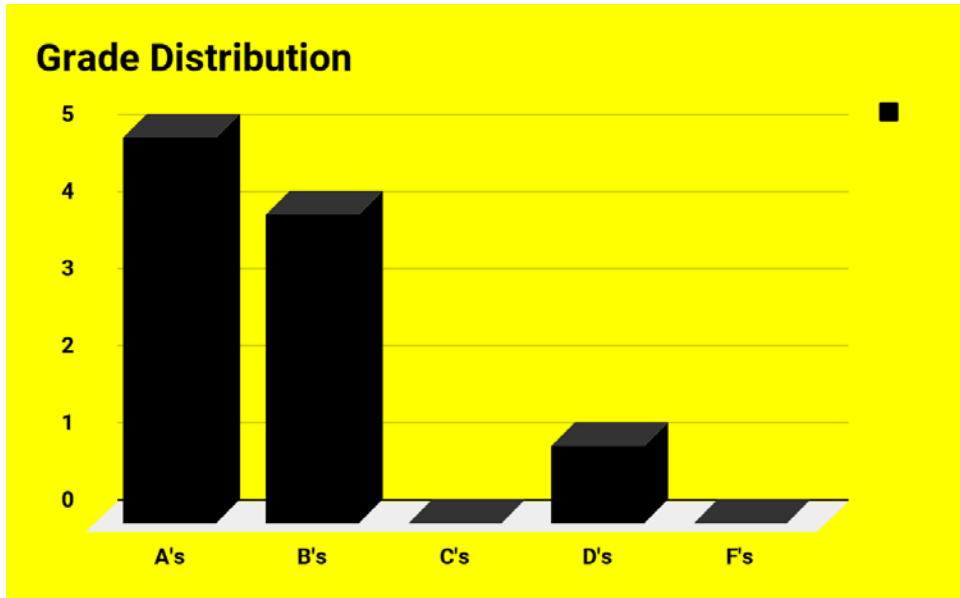
### 11<sup>th</sup> Grade

	Com Arts	Math	Science	Social Studies	Non-Core
Day School	21	16	13	20	38
Night School	1	1	0	3	6

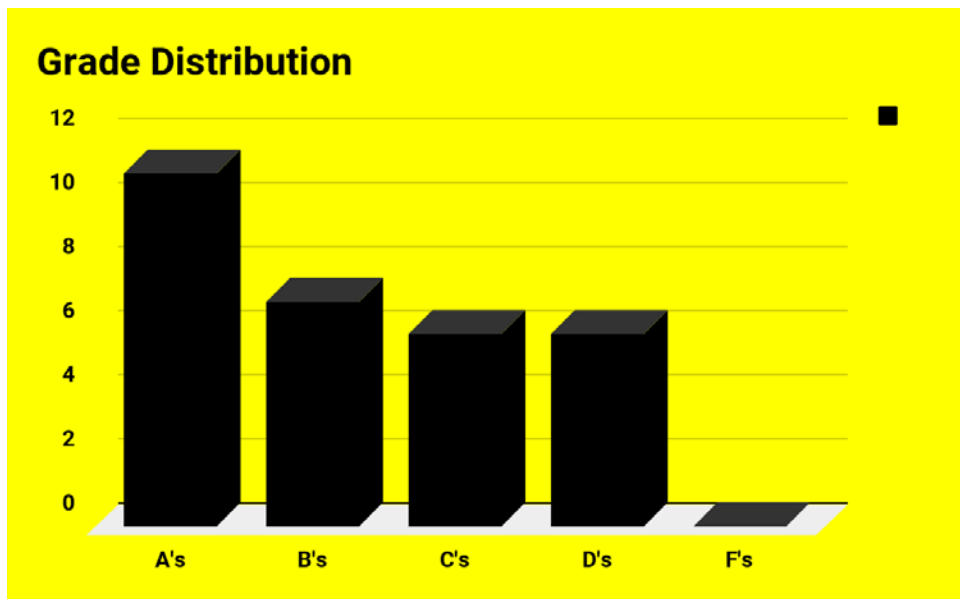
### 12<sup>th</sup> Grade

	Com Arts	Math	Science	Social Studies	Non-Core
Day School	11	10	3	11	10
Night School	14	5	5	4	18

# GRADE DISTRIBUTION—DAY SCHOOL

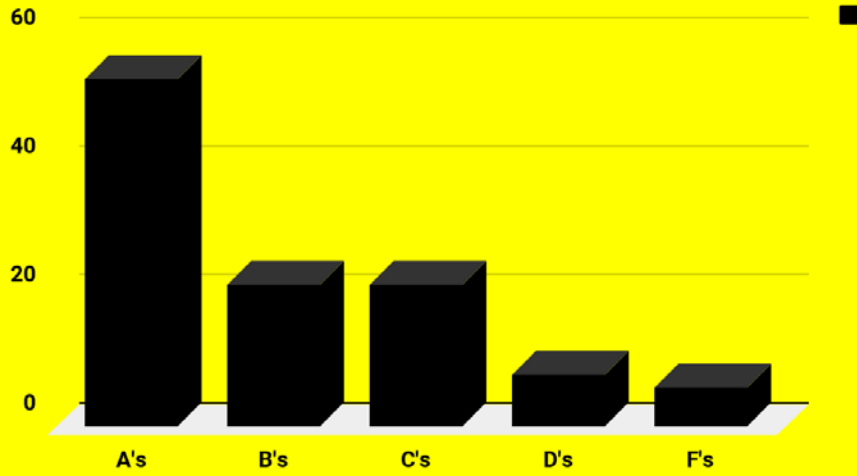


9<sup>th</sup> Grade



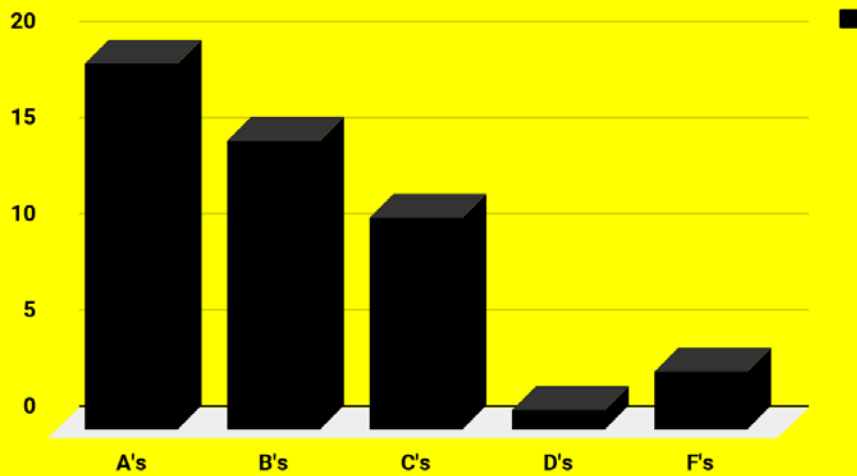
10<sup>th</sup> Grade

### Grade Distribution



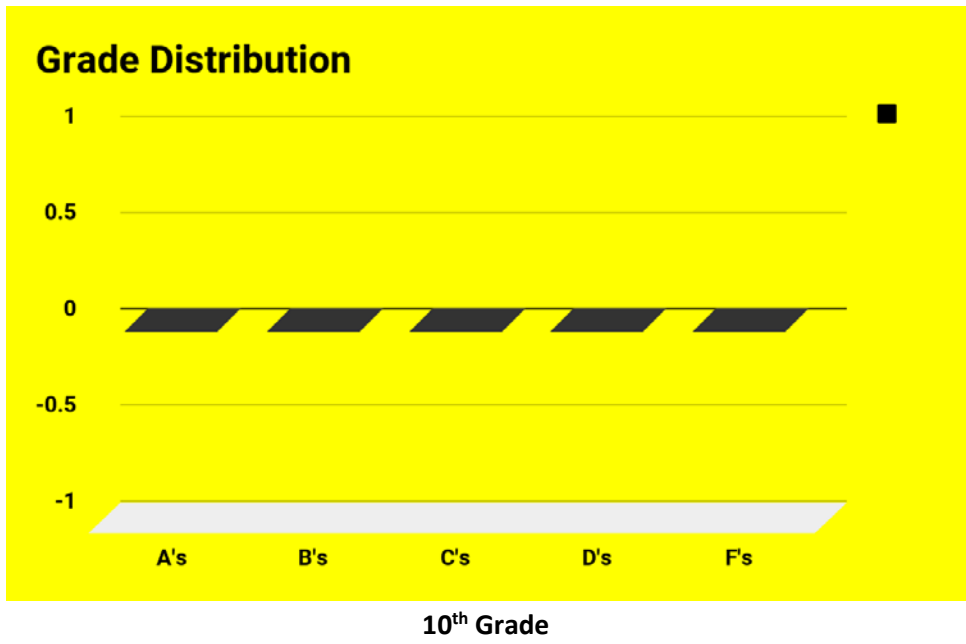
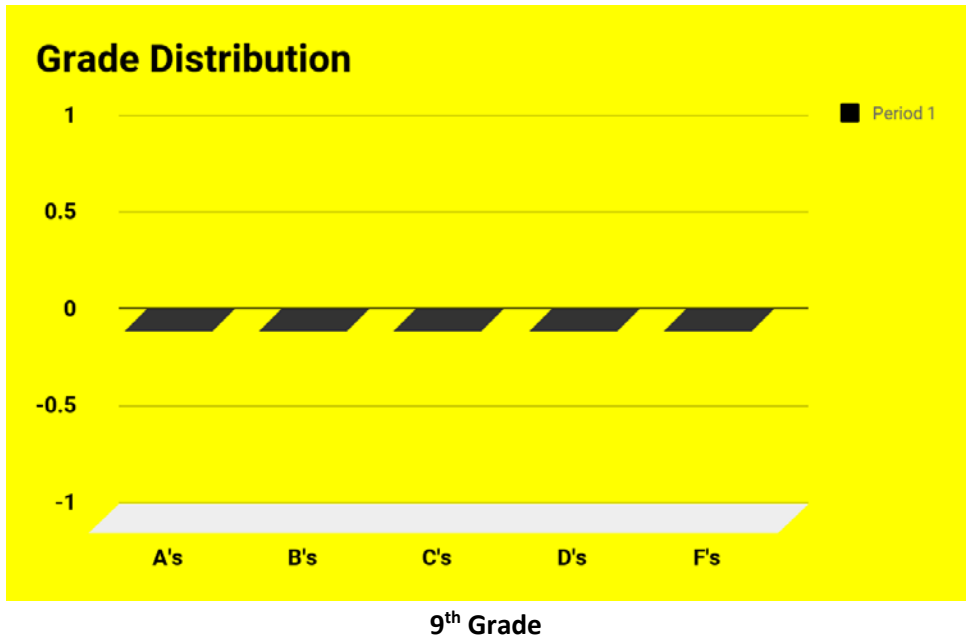
11<sup>th</sup> Grade

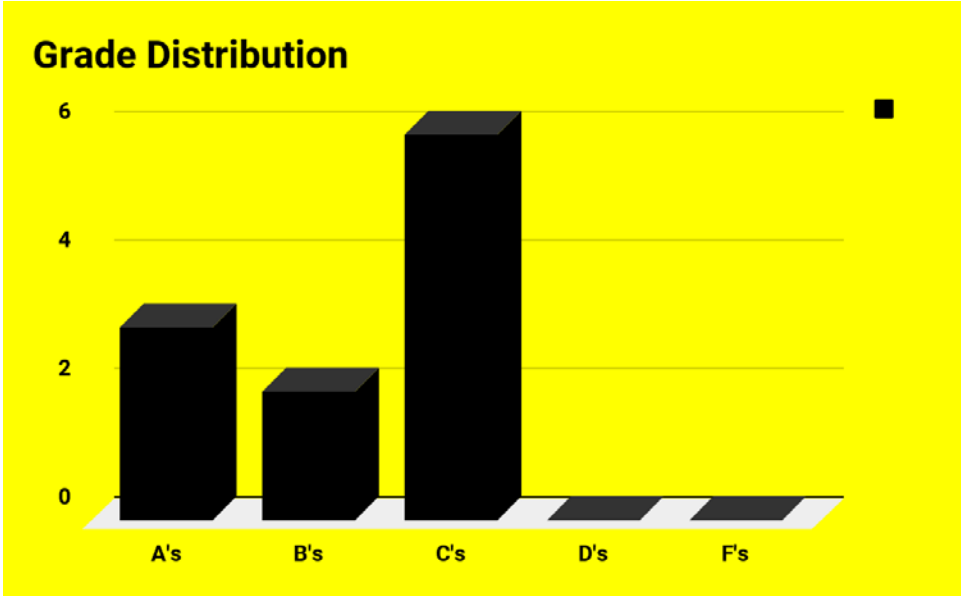
### Grade Distribution



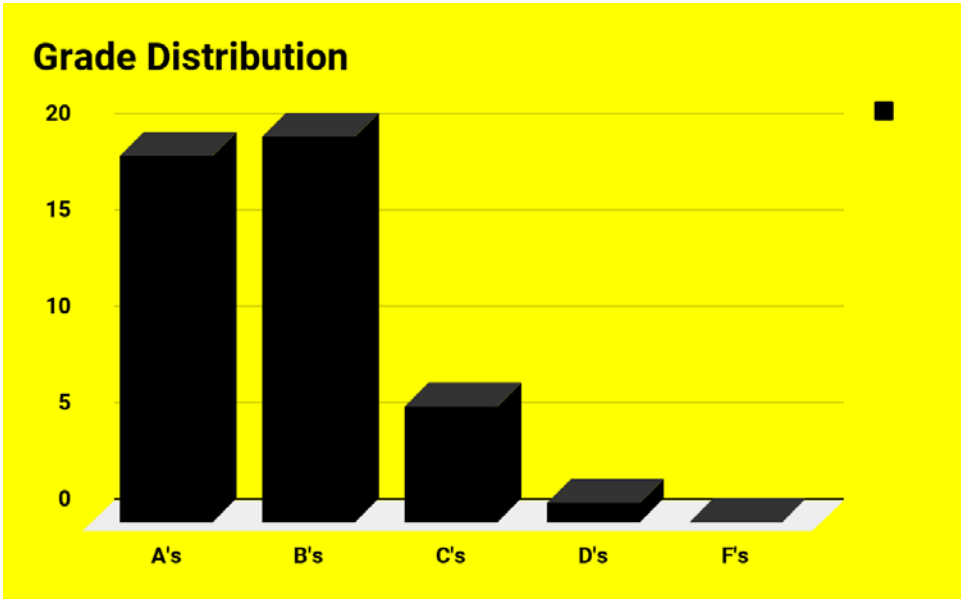
12<sup>th</sup> Grade

# GRADE DISTRIBUTION—NIGHT SCHOOL





11<sup>th</sup> Grade



12<sup>th</sup> Grade

Objective 4: The building and district Average Daily Attendance will be at least 95%.

**Average Daily Attendance---Whittier**

	Aug	Sept	Oct	Nov	Dec	Jan	Feb	March	April	May
Total	95%	95%	95%	95%	95%					

**Average – 90/90 Standard 4---- Whittier**

	Aug	Sept	Oct	Nov	Dec	Jan	Feb	March	April	May
On Target %	71%	82%	84%	81%	83%					
Year To Date	71%	83%	83%	72%	77%					

**CSIP 2: Highly Qualified Staff**

Recruit, attract, develop, and retain highly qualified staff to carry out the LEA/District mission, goals, and objectives.

	Aug	Sept	Oct	Nov	Dec	Jan	Feb	March	April	May
NEE Walkthroughs	0	8	6	6	6	6				

**CSIP 3: School Environment**

Provide and maintain appropriate instructional resources, support services, and functional and safe facilities.

- **Fire Drills: August 31st, October 9th,**
- **Tornado Drill: October 9th,**
- **Bullying Assembly: September 7th**
- **Internet Safety Assembly: September 7th**
- **Intruder Training for Staff: August 22nd**
- **District Wide Intruder: September 20th, January 24th**
- **Earthquake Information: October 18th**

### Discipline referrals

Aug	Sept	Oct	Nov	Dec	Jan	Feb	March	April	May
1	2	6	3	2	1				

### CSIP 4: Family & Community

100% of parents and community members will have the opportunity to interact with staff at least three times per year.

### Building Activities

1. Open House(s): August 23<sup>th</sup>
2. FaceBook
3. Skills Program
4. Service Learning----Special Olympic-Play Unified Day
5. Fall Parent Teacher Conferences, October 24th and 25th
6. SOS--Signs of Suicide Prevention Program--September 24th

### Parent Teacher Conference Attendance

Parents of 14 students were here during Parent Teacher Conferences. All of our parents in Day School and Night School were contacted through our Blackboard program via text.



# Heber Hunt Elementary

## Sedalia School District #200

4.2

600 South Warren  
Sedalia, Missouri 65301  
(660) 826-1058  
Fax (660) 829-0698  
www.sedalia200.com

**Brett Hieronymus, Ed. S.**  
Principal

**Margie Meyer**  
Administrative Assistant

**Amanda Jackson**  
Guidance Counselor

**Carrie Howieson**  
School Social Worker

**Lindsey Branson**  
Instructional Coach

**Julie Bales**  
Special Education Process  
Coordinator

**Mary Beth Reid**  
Nurse

**Accredited with  
"Distinction in  
Performance  
2011-2012"**

**Proud to be a  
Tiger!**

Sedalia #200 is an equal  
opportunity and affirmative  
action employer

**TO: Lisa Hammerly/BOE**

**RE: Heber Hunt PTA**

**From: Mr. Hieronymus**

**Date: February 5, 2019**

I would like to recognize and thank Heber Hunt's PTA for awarding our teachers \$175 apiece to use toward classroom supplies. This amount totaled \$3,200.

We are fortunate to have such a caring and hardworking PTA that helps our building and students.

Thank you.

Sincerely,

Brett Hieronymus

Principal, Heber Hunt Elementary