



Agenda
Regular Session Meeting
Sedalia School District #200
Monday, October 28, 2019 6:30 p.m.
Smith-Cotton High School
2010 Tiger Pride Blvd.
Commons Area

Call to Order

1.1 Call to Order Info

Recognitions and Presentations

2.1 Public and Staff Comment Info
2.2 Sedalia School District Foundation Info
2.3 Sedalia Community Educators Association Info
2.4 Approval of October 28, 2019 Agenda **Action**

Consent Agenda

3.1 Minutes for Monthly Business Meeting October 14, 2019 **Action**
3.2 Personnel **Action**
3.3 Treasurer's Report **Action**
3.4 Interfund Transfer \$2,276.18, Guaranteed Energy Performance Savings Contract **Action**
3.5 Interfund Transfer \$1,925 Food Services **Action**
3.6 Payment of Bills **Action**
3.7 Preliminary Bus Routes **Action**

Decision - Unfinished Business

4.1 West Central Special Education Coop Fiscal Agent **Action**

Decision

5.1 Food Service Annual Report **Action**
5.2 Title I.C Education of Migrant Children Assessment and Evaluation **Action**

Discussion

6.1 Vehicle Replacement – Maintenance Info
6.2 Substitute Shortage Info

Information

7.1 State Fair Community College Planning Process Info
7.2 ACT 2018-2019 Report Info
7.3 APR 2018-2019 Report Info

Adjournment

8.1 Adjournment to Closed Session **Action**

Upcoming Meetings

9.1 November 25, 2019 – Regular Board Meeting at 6:30 pm, Parkview Elementary



Minutes
Regular Meeting
Sedalia School District #200
Monday, October 14, 2019 6:30 p.m.
Horace Mann Elementary
1100 West 16th Street
Gymnasium

Call to Order	Dr. Sharp president, called the meeting to order at 6:30 p.m.
Quorum	Board Members present: Dr. Jeffrey Sharp, President; Scott Gardner, Vice President; Diana Nichols, Secretary; Kenny Coffelt, Treasurer; Matthew Herren, Barbara Schrader, and Michael Stees.
Present	Steve Triplett, Superintendent; Dr. Todd Fraley, Assistant Superintendent; Chris Pyle, Assistant Superintendent; Lisa Hammerly, Recording Secretary.
Public Comments	None.
Recognitions & Pres.	Sedalia School District Foundation – October 18 at 5:00 p.m. the foundation tailgate party in the high school gym from 5 to 7 p.m.
Approval of Agenda	The Chair, motioned to amend the agenda, and under consent item 3.2 Personnel Extra Duty – Resign Carrie Martin; Rescind her resignation. Seconded by Kenny Coffelt, that the Board approve the October 14, 2019 Agenda. Affirmative: 7 Kenny Coffelt moved, seconded by Matthew Herren, that the Board approve the amended agenda.
Consent Agenda	Scott Gardner moved, seconded by Kenny Coffelt, that the Board approve Minutes for Monthly Business Meeting September 23, 2019, Personnel, Pettis County Children’s Division MOU, Salary Schedule Revision – Tutoring Stipend. Affirmative: 7
Strategos Contract	Scott Gardner moved, seconded by Kenny Coffelt, that the Board approve the Strategos Contract Build as presented. Affirmative: 7
eSports Club	Scott Gardner moved, seconded by Matthew Herren, that the Board approve eSports Club as presented. Affirmative: 7
Loftus Early Childhood 31A	Scott Gardner moved, seconded by Diana Nichols, that the Board approve Work Package “31A” – Civil Package to B & P Excavating in the bid amount of \$648,614.00. Affirmative: 7
West Central Sp. Ed Coop	Mr. Pyle presented information on the West Central Special Education Cooperative Fiscal Agent.
SFCC Dual Credit Tuition	Dr. Fraley presented information on the State Fair Community College Dual Credit Tuition.
AIMSWeb 2018-19 Report	Ms. Gilmore presented information on the AIMSWeb 2018-19 Report.



Minutes
Regular Meeting
Sedalia School District #200
Monday, October 14, 2019 6:30 p.m.
Horace Mann Elementary
1100 West 16th Street
Gymnasium

- Membership Enrollment Mr. Triplett presented information on the Membership Enrollment Report.
- Attendance 90/90 Report Mr. Triplett presented information the Attendance 90/90 report.
- Wood & Huston Bank Mr. Triplett presented information on the Wood & Huston Bank donation.
- Adjournment Kenny Coffelt moved, seconded by Diana Nichols, to adjourn to closed session for purposes listed in sections RSMo. 610.021 (3) Personnel, and (13) Protected Records at 7:03 p.m. Affirmative: 7

Approved this 28th day of October 2019, by order of the Board of Education, Sedalia School District #200, Pettis County, Sedalia, MO.

Diana Nichols, Secretary

Dr. Jeffrey Sharp, President

Bank & Cash Reconciliation

Fund Cash Balance by Fund

Fund Number and Description	Cash Balance	Comments
001 - General Fund	25,172,969.77	
002 - Special Revenue Fund	2,742,885.84	
003 - Debt Service Fund	.00	
004 - Capital Projects Fund	9,188,947.07	
921 - Early Childhood Facility	-158,400.00	
Adjustment 1 :	.00	
Adjustment 2 :	.00	
Adjustment 3 :	.00	
Adjustment 4 :	.00	
TOTAL :	36,946,402.68	

Bank Cash and Reconciled Balances:

Account Code & Bank	Cash Balance	Reconciled Balance	Comments
xxxx1387 - Chris E Egdorf - US Bank	6,545.18	6,545.18	
xxxx1251 - General Funds - MOSIP	4,008,394.79	4,008,394.79	
xxxx1252 - Capital Funds - MOSIP	2,830,693.89	2,830,693.89	
xxxx0278 - - Equity Bank	14,864,010.15	15,409,954.50	
xxxx0294 - Investments - Equity Bank	14,931,007.73	14,931,007.73	
xxxx0213 - Portfolio Cash - MOSIP	305,750.94	305,750.94	
Outstanding Amount: xxxx0278 - - Equity Bank	.00	-545,944.35	
Adjustment 1 :	.00	.00	
Adjustment 2 :	.00	.00	
Adjustment 3 :	.00	.00	
Adjustment 4 :	.00	.00	
TOTAL :	36,946,402.68	36,946,402.68	

Bank Cash and Fund Cash are in Balance

Cash Flow Summary For month of Sep

	Fund - 001	Fund - 002	Fund - 003	Fund - 004	Fund - 921
A. Cash Balance as of 09/01/19	25,846,115.35	3,283,462.73	0.00	9,587,653.96	(88,400.00)
B. Revenues (5XXX) :	450,450.85	2,171,767.04	0.00	49,219.98	8,597.89
C. Expenses (6XXX) :	1,083,344.68	2,468,352.97	0.00	452,128.05	70,000.00
D. Excess Revenue (B - C) :	(632,893.83)	(296,585.93)	0.00	(402,908.07)	(61,402.11)
E. New Cash Balance (A + D) :	25,213,221.52	2,986,876.80	0.00	9,184,745.89	(149,802.11)
F. Net Change in Fund Balance (3XXX) :	(4,201.13)	0.00	0.00	4,201.18	0.00
G. Net Change in Other Assets & Liabilities (1200 - 2999) :	(36,050.62)	(243,990.96)	0.00	0.00	(8,597.89)
H. Final Balance as of 09/30/19	25,172,969.77	2,742,885.84	0.00	9,188,947.07	(158,400.00)

It is recommended: Motion to fund transfer \$2,276.18 from General (Incidental) fund 001, to the Capital Projects Fund (004), an allowable ASBR transfer for Guaranteed Energy Savings Performance Contracts.

It is recommended: Motion to fund transfer \$1,925.00 from General (Incidental) fund 001, to the Capital Projects Fund (004), an allowable ASBR transfer for purchase of kitchen/food service related equipment as follows:

- A. Booster Heater for Hot Water @ Parkview

Cash Flow Summary For month of Sep

All Funds

A. Cash Balance as of 09/01/19	38,628,832.04
B. Revenues (5XXX) :	2,680,035.76
C. Expenses (6XXX) :	4,073,825.70
D. Excess Revenue (B - C) :	(1,393,789.94)
<hr/>	
E. New Cash Balance (A + D) :	37,235,042.10
F. Net Change in Fund Balance (3XXX) :	0.05
G. Net Change in Other Assets & Liabilities (1200 - 2999) :	(288,639.47)
<hr/>	
H. Final Balance as of 09/30/19	36,946,402.68

Fund Balance Report

for the period ending September, 2019

Fund	1	General Fund	2	Teachers Fund	3	Debt Service Fund	4	Capital Projects Fund	Total
Beginning Fund Balance		26,955,079.24	-0.00	-0.00	0.00	9,586,380.27	36,541,459.51		
Revenues		1,187,740.50	6,364,959.82	0.00	0.00	216,508.07	7,769,208.39		
Transfer To		0.00	0.00	0.00	0.00	4,201.18	4,201.18		
Transfer From		4,201.18	0.00	0.00	0.00	0.00	4,201.18		
Expenses		2,973,406.45	3,313,728.04	0.00	0.00	618,142.45	6,905,276.94		
Ending Fund Balance		25,165,212.11	3,051,231.78	0.00	0.00	9,188,947.07	37,405,390.96		
From General Fund to Debt Service Fund		0.00							
From General Fund to Capital Projects Fund		4,201.18							
Unrestricted Fund Balance (Incidental + Teachers Funds)		.448.8%							

ASSETS

Cash & Investments

\$36,946,402.68

\$36,946,402.68

\$36,946,402.68

LIABILITIES

Flexible Spending Account

(\$657.36)

Escrowed - Group Health Insurance/Life Insurance/Retirement/Dues/Garnishments

(\$464,876.10)

TOTAL LIABILITIES

(\$465,533.46)

NET ASSETS

Restricted For:

US Bank Egdorf Scholarship Fund

(\$6,545.18)

TOTAL NET ASSETS

\$37,405,390.96

Current Month Budget Report

Account Code	Account Description	Budget/ (Open Bal)	MTD Activity	YTD Activity	Current Balance	Encumbrance	Next MTD Activity	Projected Balance	% of Budget
Fund 001 Totals	Total Assets (1xxx)	26,976,284.35	-672,610.58	-1,802,779.58	25,173,504.77		-1,148,648.76	24,024,856.01	
	Total Liabilities (2xxx)	-14,660.08	35,515.62	12,912.60	-1,747.48		-110,414.54	-112,162.02	
	Fund Balance (3xxx)	-26,961,624.27	4,201.13	4,201.03	-26,957,423.24	0.00	-24.70	-26,957,447.94	
	Total Revenues (5xxx)	20,491,650.03	450,450.85	1,187,740.50	19,303,909.53	0.00	376,101.27	18,927,808.26	7.63
	Total Expenditures (6xxx)	19,101,650.73	1,083,344.68	2,973,406.45	16,128,244.28	537,105.98	1,635,189.27	13,955,949.03	26.94
	Expenditures - Revenues	-1,389,999.30	632,893.83	1,765,665.95		537,105.98	1,259,088.00	-4,971,859.23	
	Ending Fund Balance	-28,351,623.57			-25,171,757.29			-23,375,563.31	82.45
	Ledger Balance	0.00	0.00	0.00	0.00		0.00	0.00	
Fund 002 Totals	Total Assets (1xxx)	28,448.35	-540,576.89	2,714,437.49	2,742,865.84		310,158.23	3,053,044.07	
	Total Liabilities (2xxx)	-28,448.35	243,990.96	336,794.29	308,345.94		-650,950.06	-342,604.12	
	Fund Balance (3xxx)	0.00	0.00	0.00	0.00	0.00	0.00	0.00	
	Total Revenues (5xxx)	30,505,607.41	2,171,767.04	6,364,959.82	24,140,647.59	0.00	2,312,256.26	21,828,391.33	28.44
	Total Expenditures (6xxx)	31,817,243.43	2,468,352.97	3,313,728.04	28,503,515.39	16,652.93	2,653,048.09	25,833,814.37	18.81
	Expenditures - Revenues	1,311,636.02	296,585.93	-3,051,231.78		16,652.93	340,791.83	4,005,423.04	
	Ending Fund Balance	1,311,636.02			-3,051,231.78			-2,693,787.02	-205.38
	Ledger Balance	0.00	0.00	0.00	0.00		0.00	0.00	
Fund 003 Totals	Total Assets (1xxx)	0.00	0.00	0.00	0.00		0.00	0.00	
	Total Liabilities (2xxx)	0.00	0.00	0.00	0.00		0.00	0.00	
	Fund Balance (3xxx)	0.00	0.00	0.00	0.00	0.00	0.00	0.00	
	Total Revenues (5xxx)	0.00	0.00	0.00	0.00	0.00	0.00	0.00	
	Total Expenditures (6xxx)	0.00	0.00	0.00	0.00	0.00	0.00	0.00	
	Expenditures - Revenues	0.00	0.00	0.00	0.00	0.00	0.00	0.00	
	Ending Fund Balance	0.00	0.00	0.00	0.00	0.00	0.00	0.00	
	Ledger Balance	0.00	0.00	0.00	0.00		0.00	0.00	
Fund 004 Totals	Total Assets (1xxx)	9,586,380.27	-398,706.89	-397,433.20	9,188,947.07		-44,976.74	9,143,970.33	
	Total Liabilities (2xxx)	0.00	0.00	0.00	0.00		0.00	0.00	
	Fund Balance (3xxx)	-9,586,380.27	-4,201.18	-4,201.18	-9,590,581.45	0.00	0.00	-9,590,581.45	
	Total Revenues (5xxx)	3,568,976.88	49,219.98	216,508.07	3,352,468.81	0.00	8,601.37	3,343,867.44	6.31
	Total Expenditures (6xxx)	6,150,653.89	452,128.05	618,142.45	5,532,511.44	129,320.37	53,578.11	5,349,612.96	13.02
	Expenditures - Revenues	2,581,677.01	402,908.07	401,634.38		129,320.37	44,976.74	2,005,745.52	
	Ending Fund Balance	-7,004,703.26			-9,188,947.07			-9,014,649.96	128.69
	Ledger Balance	0.00	0.00	0.00	0.00		0.00	0.00	
Fund 921 Totals	Total Assets (1xxx)	6,640,000.00	-61,402.11	-332,222.99	6,307,777.01		-101,400.00	6,206,377.01	
	Total Liabilities (2xxx)	-6,640,000.00	0.00	158,300.00	-6,481,700.00		0.00	-6,481,700.00	
	Fund Balance (3xxx)	0.00	0.00	0.00	0.00	0.00	0.00	0.00	
	Total Revenues (5xxx)	6,645,000.00	8,597.89	172,777.01	6,472,222.99	0.00	0.00	6,472,222.99	2.60
	Total Expenditures (6xxx)	2,007,064.00	70,000.00	346,700.00	1,660,364.00	0.00	101,400.00	1,558,964.00	22.33
	Expenditures - Revenues	-4,637,936.00	61,402.11	173,922.99		0.00	101,400.00	-4,913,258.99	
	Ending Fund Balance	-4,637,936.00			173,922.99			275,322.99	-5.94
	Ledger Balance	0.00	0.00	0.00	0.00		0.00	0.00	

Current Month Budget Report

Account Code	Account Description	Budget/ (Open Bal)	MTD Activity	YTD Activity	Current Balance	Encumbrance	Next MTD Activity	Projected Balance	% of Budget
Grand Total	Total Assets (1xxx)	43,231,112.97	-1,673,296.47	182,001.72	43,413,114.69		-984,867.27	42,428,247.42	
	Total Liabilities (2xxx)	-6,683,108.43	279,506.58	508,006.89	-6,175,101.54		-761,364.60	-6,936,466.14	
	Fund Balance (3xxx)	-36,548,004.54	-0.05	-0.15	-36,548,004.69	0.00	-24.70	-36,548,029.39	
	Total Revenues (5xxx)	61,211,234.32	2,680,035.76	7,941,985.40	53,269,248.92	0.00	2,696,958.90	50,572,290.02	17.38
	Total Expenditures (6xxx)	59,076,612.05	4,073,825.70	7,251,976.94	51,824,635.11	683,079.28	4,443,215.47	46,698,340.36	20.95
	Expenditures - Revenues	-2,134,622.27	1,393,789.94	-690,008.46	-37,238,013.15	683,079.28	1,746,256.57	-3,873,949.66	
	Ending Fund Balance	0.00							
	Ledger Balance (1xxx + 2xxx + 3xxx)	0.00	0.00	0.00	0.00		0.00	0.00	

% of Budget for Expenditures, Revenues and Expenses = (YTD Activity + Encumbrance + Next MTD Activity)/Budget((Open Bal)

% of Budget for Ending Fund Balance = Projected Balance/Budget(Open Bal)

Loftus Early Childhood Report

Selection Criteria : Object <> 1531 | Object <> 1549 | Object <> 1111 | Fund = 921 |

Account Code	Account Type	Account Description	Opening Balance (Month)	Working Budget	YTD Activity	MTD Activity	Next MTD Activity	Projected Balance
921-0000-2121-7500-00875-1-921	L	UMB N.A. Series 2019 Draws	-6,481,700.00	-6,640,000.00	158,300.00	0.00	0.00	-6,481,700.00
921-0000-2115-7500-00875-1-921	L	Retainage	0.00	0.00	0.00	0.00	0.00	0.00
SUM Account Type L			-6,481,700.00	-6,640,000.00	158,300.00	0.00	0.00	-6,481,700.00
921-0000-5198-7500-00875-1-921	R	UMB, N.A. Financing Trustee Draws	6,481,700.00	6,640,000.00	158,300.00	0.00	0.00	6,481,700.00
921-0000-5141-7500-00875-1-921	R	UMB, N.A. Interest Income	-879.12	5,000.00	14,477.01	8,597.89	0.00	-9,477.01
SUM Account Type R			6,480,820.88	6,645,000.00	172,777.01	8,597.89	0.00	6,472,222.99
921-4011-6521-7500-00875-1-921	X	Seplagon Construction Management Inc	550,000.00	600,000.00	60,000.00	10,000.00	13,000.00	527,000.00
921-4031-6521-7500-00875-1-922	X	Porter Berendzen Associates Architects	440,000.00	500,000.00	120,000.00	60,000.00	80,000.00	300,000.00
921-4031-6521-7500-00875-1-921	X	Cost of Issuance	0.00	158,300.00	158,300.00	0.00	0.00	0.00
921-4031-6531-7500-00875-1-923	X	Gram Engineering and Design LLC	91,600.00	100,000.00	8,400.00	0.00	8,250.00	83,350.00
921-4031-6531-7500-00875-1-924	X	MO Dept Natural Resources	150.00	150.00	0.00	0.00	150.00	0.00
921-4051-6521-7500-00875-1-925	X	B & P Excavating, LLC	648,614.00	648,614.00	0.00	0.00	0.00	648,614.00
SUM Account Type X			1,730,364.00	2,007,064.00	346,700.00	70,000.00	101,400.00	1,658,964.00

Consolidated Summary Statement

Sedalia School District #200

Portfolio Summary

Portfolio Holdings	Cash Dividends and Income	Closing Market Value	Current Yield
MOSIP	12,235.62	7,144,839.62	2.03 %
Total	\$12,235.62	\$7,144,839.62	


Investment Allocation

Investment Type	Closing Market Value	Percent
Money Market Mutual Fund	7,144,839.62	100.00
Total	\$7,144,839.62	100.00%

Maturity Distribution (Fixed Income Holdings)

Portfolio Holdings	Closing Market Value	Percent
Under 30 days	7,144,839.62	100.00
31 to 60 days	0.00	0.00
61 to 90 days	0.00	0.00
91 to 180 days	0.00	0.00
181 days to 1 year	0.00	0.00
1 to 2 years	0.00	0.00
2 to 3 years	0.00	0.00
3 to 4 years	0.00	0.00
4 to 5 years	0.00	0.00
Over 5 years	0.00	0.00
Total	\$7,144,839.62	100.00%

Weighted Average Days to Maturity 1



Mny Mkt Fund
100.00%

Sector Allocation



SSD

Sedalia School District #200

3.4
3.5

*District Office
2806 Matthew Drive
Sedalia, Missouri
65301-7981
(660) 829-6450
Fax (660) 827-8938
www.sedalia200.org*

Steven G. Triplett, Ed.S
Superintendent

Nancy L. Scott, Ed.D.
Assistant Superintendent
Human Resources
Federal Programs

Todd Fraley, Ed.D.
Assistant Superintendent
Buildings & Grounds
Support Services

Chris Pyle, Ed.S.
Assistant Superintendent
K-12 Special Education

Harriet Wolfe, Ed.D.
Chief Finance Officer

Devon Gilmore, M.E.D.
Director of Curriculum
Instruction & Assessment K-5

Becky Brownfield, Ed.S
Director of Curriculum
Instruction & Assessment 6-12

Bob Satnan, B.A.
Communications Director

**We Live Tiger
Pride Everyday**

Sedalia #200 is an equal
opportunity and affirmative
action employer

MEMO

TO: Board of Education; Steve Triplett
FROM: Dr. Fraley
DATE: October 28, 2019
RE: Inter-fund Transfers (see page 10 of board packet)

Please be advised of the following:

3.4 – It is recommended: Motion to fund transfer \$2,276.18 from General (Incidental) Fund 001 to the Capital Projects Fund 004. This is an allowable ASBR transfer for Guaranteed Energy Savings Performance Contracts.

Energy Conservation Loan Transfer - Amounts necessary to pay principal and interest on Department of Natural Resources (DNR) loans per Section 640.653, RSMo. This transfer is made from the General (Incidental) Fund to the Capital Projects Fund.

3.5 – It is recommended: Motion to fund transfer \$1,925.00 from General (Incidental) Fund 001 to the Capital Projects Fund 004. This is an allowable ASBR transfer for purchase of kitchen/food equipment.

A. Booster Heater for Hot Water at Parkview Elementary

Food Services Transfer - Transfer from the General (Incidental) Fund to the Capital Projects Fund for the purchase of kitchen/food service related equipment. Expenditures for food service equipment may be purchased from balances in the food service account. Equipment expenditures do not require coordination with School Food Services. Expenditures for renovations do require coordination with School Food Services.

If you have any questions, please contact me at 660-829-6456. Thank you.

Memorandum

To: Director – Board of Education

CC: Steve Triplett/Nancy Scott/Todd Fraley/Chris Pyle

From: Harriet Wolfe

Date: October 28, 2019

Re: Payment of Bills

**Attached are the payment of bills from September 17 – October 22, 2019.
Total Amount of \$3,633,359.57**

BOE AP Check Register Report Sept 17 - Oct 22 2019

Selection Criteria : Check # Range From 117641 To 117725 | Check # Range From ACH013016 To ACH013162 | Check # Range From ACH012880 To ACH012997 | Check # Range From 117531 To 117639 | Check # Range From 117386 To 117529 |

Vendor Name	Amount
Total 1665 Digital	1,250.00
Total Ackman, Christopher T	140.00
Total ACR All Seasons of Sedalia	175.00
Total ACT Inc	1,500.00
Total Ag-Power Inc	11.00
Total Airgas USA LLC	2,324.57
Total All American Sports Corp	3,964.32
Total Allied Signs Inc	1,500.00
Total Als Welding & Ironworks LLC	227.00
Total Amos, Brian C	20.00
Total Apple Inc	200.00
Total Aramark Uniform Services	12,724.09
Total Arnold, Jessie L	161.57
Total ASCD	402.00
Total AT&T Mobility	1,079.12
Total Auto Glass Express	23.85
Total AutoZone	35.27
Total Awards Unlimited Inc	35.78
Total Bach Company	5,494.65
Total BC Mowing & Tilling LLC	7,130.00
Total Beaufort County Family Court	480.90
Total Beckman, Jonathan E	40.09
Total Benton, Victor	490.00
Total Bernard Food Industries Inc	930.72
Total Bird, Anna M	649.08
Total BlackburnThierfelder, Lorin H	68.93
Total Blue Cross Blue Shield of KC	919,239.05
Total Boessen Underground Construction Co	525.26
Total Boomerang Project	550.00
Total Border States Industries Inc	53.89
Total Bothwell Regional Health Center	14,910.00
Total Bourbina, Danielle E	31.75
Total Bouslaugh, James A	118.32
Total Boys and Girls Club of Sedalia	7,676.65
Total BrainPOP LLC	1,550.00
Total Brainspring	115.47
Total Brick, Meredith C	140.41
Total Brodart Co	217.57
Total Brownfield, Rebecca L	170.00
Total Bruce, Andrew T	20.00
Total Bryan, Kelly M	27.48
Total Bryant Motors	92.30
Total BSN Sports	6,590.45
Total Campe, Marsha K	147.20
Total Cardmember Service	5,035.07
Total CARE Sales and Service	1,150.00
Total Carolina Biological Supply Co	3,538.79
Total Case, Steven D	346.00
Total Cash, Marcy L	18.88
Total Casto, Kelley W	20.00
Total CDW LLC	3,423.48
Total CenterPoint Energy Services	2,093.62
Total Central MO Food Equipment	560.68
Total Charter Communications	45.50
Total Chmelir, Joseph P	270.00
Total City of Sedalia	2,500.00
Total City of Sedalia Mo	7,135.81
Total Claim Care Inc	2,225.98
Total Clark, Deanna L	20.00
Total Clark, Dilbert G	20.00
Total Clear, Nicholas E	240.00
Total Clemens, Timothy Alan	100.00

BOE AP Check Register Report Sept 17 - Oct 22 2019

Vendor Name	Amount
Total Cole County R-1 Schools	125.00
Total Collins, John R	20.00
Total Columbia Public Schools	325.00
Total Cooper, Mark A	120.00
Total CooperGwaltney, Shannon K	16.75
Total Costumer	68.91
Total Country Creek Golf Club	70.00
Total Country Meats.com	801.00
Total Cramer Madalyn K	0.97
Total Crane Signs	75.00
Total Crescent Parts and Equipment	762.77
Total Croy, Lance	200.00
Total Croy, Pake	100.00
Total Crull, John	240.00
Total Curators of the Univ of MO	855.00
Total Curry, Jason G	20.00
Total Curry, Robert J	20.00
Total Curry, Stacy L	20.00
Total Curtis, Andrea L	36.18
Total David, Craig	205.00
Total Davis, Robert P	292.72
Total DC Battery	564.21
Total DECA Inc	250.00
Total Dehaven Scott C	387.50
Total Demco Inc	286.77
Total Designs by JC Custom Apparel	2,724.00
Total Dickman, Keri M	40.93
Total Dieckman, Bridget	142.00
Total Different Roads to Learning Inc	409.45
Total Dillon, Randy A	390.00
Total DISH	100.06
Total Ditzfeld & Weaver Charter Service	9,780.00
Total Ditzfeld Container Service LLC	2,251.00
Total Ditzfeld Transfer Inc	1,950.00
Total Ditzfeld, Jaime G	27.00
Total Doyle, Joseph G	66.94
Total Dugan Glass Inc	3,620.03
Total Dugan Paints Inc	13,110.69
Total Ebsco Information Services	2,213.56
Total Ehlers, Fredrick C	20.00
Total Electronix Express	89.25
Total Elite Linen Service	517.91
Total Ellis, Katie M	73.44
Total Embree Electric	11,181.00
Total Enrietto, Rhonda J	10.37
Total Estes, Lance	100.00
Total Fastenal Company	73.24
Total FCCLA	442.00
Total Federal Program Consulting Inc	3,000.00
Total First Student Inc	227,385.68
Total Fisher, Wendy S	59.51
Total Florez, Jason R	454.00
Total Follett School Solutions Inc	792.58
Total Foster, Brian E	32.40
Total Fraley, Eric T	835.79
Total Fritchey, James Lucas	399.00
Total Fry, Johnny R	350.00
Total Gardner, Charles	142.00
Total General Parts LLC	508.33
Total Gilmore, Devon R	685.16
Total Goodwin, Sheila	17.23
Total Gopher Sport	5,700.87
Total Gram Engineering and Design LLC	8,250.00
Total Grandview R-2 School District	2,594.13

BOE AP Check Register Report Sept 17 - Oct 22 2019

Vendor Name	Amount
Total Great Circle	3,500.00
Total Guardian Life Insurance Co.	32,668.39
Total Haley, Jeffery	100.00
Total Hall, Jesse L	100.00
Total Hammond, Marlin	516.00
Total Hancock Edwin	570.00
Total Hanks Portables & Septic	170.00
Total Harris, Monica L	91.98
Total Harrison, Joshua W	20.00
Total Hawkins, Keith D	20.00
Total Hawkins, Michael C	600.00
Total Heartland Coca-Cola Bottling Co LLC	933.48
Total Heartland Vision Consultants Inc	2,200.00
Total Herrick, Timothy C	20.00
Total Hickman High School	525.00
Total Hieronymus, Brett R	20.00
Total Hiland Dairy Foods	27,466.93
Total Holem Excavating Inc	1,239.41
Total Hood, Alonzo	165.00
Total Hoover John R	193.00
Total Howard, Angela J	205.17
Total Howieson, Carrie L	106.62
Total Hunsaker, Shawn C	175.57
Total Husong, Marcinda M	56.72
Total Hutchison, Dick	240.00
Total Ice Masters	130.00
Total Impact Signs Awnings Wraps Inc	302.77
Total Insurance and Benefits Group	2,679.00
Total Internal Revenue Service	330,421.84
Total Interstate Studio & Publishing Co	1,776.80
Total IXL Learning Inc	2,650.00
Total Jackson Stephanie E	20.00
Total Jackson William Benjamin	330.00
Total Jaco, Kyla M	544.32
Total JAM Marketing Enterprises Inc	2,020.00
Total James, Christopher	93.00
Total Janke, Tyler GD	32.40
Total Jefferson City High School	350.00
Total JL Golf Company	831.20
Total Jobe, Travis	130.00
Total Johnson Chase A	55.08
Total Johnston, Chris D	20.00
Total Jones, Deanna R	31.00
Total Jones, Jason C	140.00
Total Joplin High School	150.00
Total Jostens Inc	2,731.67
Total Juan, Adriana	40.00
Total JW Pepper and Son Inc	1,949.45
Total Kagan Publishing Inc	1,498.00
Total KAJEET Inc	9,221.79
Total Kast, Karla S	20.00
Total KCP&L	86,299.31
Total Kenmark Inc	972.00
Total Kennedy, Steve A	20.00
Total Kindle, Jason P	40.52
Total Knox, Steven	350.00
Total Koetting, Tamara S	41.75
Total Kresse, Anthony M	20.00
Total Kuka, Corina	28.42
Total L & R Specialties	2,226.48
Total Lakeshore Learning Materials	151.52
Total Lane, Steven D	20.00
Total Lansing, William	650.00
Total Laughery, Lisa D	41.75

BOE AP Check Register Report Sept 17 - Oct 22 2019

Vendor Name	Amount
Total Learning A-Z	659.70
Total Learning Resources/Ed Insights	19.99
Total Little Caesars Pizza	541.00
Total Lowes Companies Inc	2,342.25
Total M and R Monument Co	1,250.00
Total Magana, Melissa P	20.00
Total Maledy, Catherine G	86.94
Total Maledy, Charles G	43.47
Total Marcums Landscaping Stones LLC	307.00
Total Marsh, Aaron	244.00
Total Marshall High School	195.00
Total MartinezFlores Maria G	20.00
Total MASA	60.00
Total Matacua, Maria	71.55
Total Mathieu, Gerard J	20.00
Total Matz, Kevin J	173.28
Total Mazzios Corporation	152.37
Total McClard Bros Piano Tuning	170.00
Total MCDA	120.00
Total McKee, Mark A	175.00
Total McMaster-Carr Supply Company	2,827.15
Total MDHE Collections Custodial Account	146.38
Total Medco Supply Company	27.99
Total MEI Total Elevator Solutions	1,449.76
Total Menard Inc	2,227.06
Total Menjivar, Ana G	20.00
Total Metcalfe, Andrew R	100.00
Total Meyer Laboratory Inc	1,240.55
Total Meyer, Angela M	314.37
Total Mid Atlantic Trust Company	30,308.32
Total Mid City Lumber Co Ltd	10.66
Total Midland Printing Co Inc	30.00
Total Midwest CompuTech	86,110.34
Total Missouri Assoc of National	180.00
Total Missouri DECA	1,128.00
Total Missouri Department of Revenue	61,055.00
Total Missouri FCCLA	895.00
Total Missouri School for the Deaf	1,493.00
Total Missouri State Fair	300.00
Total Missouri State University	460.00
Total MLS Design and Contracting	43,687.17
Total Mo Dept of Natural Resources	150.00
Total Mo Dept of Revenue	91.86
Total MO Family Support Payment Center	1,653.87
Total Mo Vocational Enterprise	2,400.00
Total MOAQUA Ltd	668.00
Total Moellman, Michael D	86.94
Total Moon, Cindy G	3.67
Total Moore, Sarah R	83.70
Total Moores Flower Shop & Greenhouse	488.00
Total Morrison, Katherine E	29.45
Total MOSHAPE	160.00
Total MSBA	1,450.00
Total MSC Industrial Supply Co Inc	1,347.37
Total MSCA	2,580.00
Total MSHA	760.00
Total Music & Arts	2,157.85
Total Music K 8 Marketplace	209.30
Total Myers, Linda S	20.00
Total NASCO	1,820.72
Total National Business Furniture LLC	496.18
Total NCS Pearson Inc	852.20
Total Nearpod Inc	1,733.33
Total Newton, Cheridan R	16.20

BOE AP Check Register Report Sept 17 - Oct 22 2019

Vendor Name	Amount
Total Nickell, Rowena J	6.44
Total Nierman, Christine E	233.28
Total Nightwatch Security & Telephone	30,275.50
Total Norton, Patrick W	256.94
Total Notre Dame de Sion School of KC	180.00
Total Orcutt, John D	100.00
Total OReilly Auto Parts	32.44
Total Oriental Trading Co Inc	394.68
Total Osgood, James	180.00
Total Ozark Delight Candy Co Inc	712.20
Total Palen Music Center	5,794.99
Total Parents as Teachers Natl Center Inc	1,979.17
Total Pearson Education	4,042.76
Total PEERS	72,614.74
Total Pencil Wholesale Co	280.00
Total Petterson, Roxanne N	20.00
Total Pettis County Circuit Clerk	723.31
Total Pettis County Sheriffs Office	4,507.46
Total Philips and Company-Sedalia	1,537.68
Total Phillips Media Group LLC	381.20
Total Pitney Bowes	1,173.12
Total Platte County R3 High School	200.00
Total Plummer Michael E	102.00
Total Polk, Jordan K	20.00
Total Pond, Kenneth Richie	120.00
Total Porter Berendzen & Associates, P.C.	80,000.00
Total PrairieFire Coffee Roasters	241.40
Total Praxair Distribution Inc	168.25
Total PrintLynx	181.59
Total Pro Ed	1,489.40
Total ProCare Therapy Inc	13,708.00
Total Project Lead The Way Inc	743.00
Total PSRS	572,256.86
Total Pummills Sporting Goods	11,421.50
Total Purchase Power	1,510.00
Total Pyle, Christopher L	234.80
Total RAC-JAC Properties Inc	201.32
Total Raetz, Ashley R	92.44
Total Ramirez, Edgar	230.00
Total Raymore Peculiar High School	200.00
Total Real OT Solutions Inc	183.98
Total Really Good Stuff	313.87
Total Rebecca Speier, Berman & Rabin	317.18
Total Reedy, Lesther M	20.00
Total Rehmer Malinda K	103.30
Total Renaissance Learning Inc	7,961.97
Total Richardson Rodney L	158.00
Total Richardson, Charles Ethan	100.00
Total Ricoh USA Inc	19,742.22
Total Roark, Sam	100.00
Total Rusk, Todd N	515.00
Total S & S Worldwide Inc	464.83
Total Saint Joe Distributing	2,037.72
Total Saltsgaver, Shelbi D	20.00
Total Satnan, Robert H	277.03
Total SCEA	8,620.00
Total Schlup Jr, Kenneth F	20.00
Total Schneider, Larry	25.00
Total School Health Corporation	5,173.85
Total School Nurse Supply Inc	68.75
Total School Specialty Inc	12,397.28
Total Schreimann Rackers Francka LLC	823.06
Total Scott, Nancy L	495.08
Total Scott, Tara D	55.64

BOE AP Check Register Report Sept 17 - Oct 22 2019

Vendor Name	Amount
Total Sedalia Country Club	1,000.00
Total Sedalia Rental and Supply	364.00
Total Sedalia Rotary Club	510.00
Total Sedalia School District 200	5,248.42
Total Sedalia School District 200	1,050.00
Total Sedalia Water Department	13,295.49
Total Septagon Construction Mgmt Inc	13,000.00
Total Seyer Kenneth J	575.00
Total Sherman, Joel R	284.33
Total Shippman, Erica G	430.90
Total Silvey, Nicole L	170.99
Total Simoncic, Amy L	148.23
Total Simons Jr, Richard D	20.00
Total Sleep Inn Medical District	908.90
Total SMCAA	535.00
Total Smith, Casey D	20.00
Total Sneed Kevin	135.00
Total Sobaski Kelly D	31.64
Total Socket Telecom LLC	4,645.60
Total SonEquity Pest Management	817.00
Total Specialty Sportswear	3,178.75
Total Splashtop	7,500.00
Total Spratley, Brooke A	20.00
Total Springfield Grocer Company Inc	110,328.22
Total Stageright Corp	3,458.37
Total Staples Business Advantage	2,479.89
Total Stark, Ashley R	38.74
Total State Fair Community College	6,225.00
Total State Fair Quick Lube	83.11
Total Steinkuhler, Stacey Dee	250.11
Total Stone Laser Imaging	10.00
Total Stone, Ashley N	911.74
Total Stratton, Nicole A	60.00
Total Superior Lawns	2,266.66
Total Sure Coat LLC	600.00
Total Synchrony Bank/Amazon	15,827.20
Total T Mobile	238.43
Total Tallman Company	18,229.74
Total Tankersley, Jerry D	32.40
Total Taylor, Vaughn	100.00
Total Teacher Created Resources Inc	134.89
Total Tech Electronics Inc	7,134.75
Total Theatrefolk Ltd	93.95
Total Therapro Inc	103.00
Total Therapy Shoppe Inc	131.97
Total Thomas, Kevin S	20.00
Total Timpo	1,775.00
Total Todd, Kathy A	73.44
Total Touchtone Communications Inc	5.97
Total Tresona Multimedia LLC	1,960.00
Total Triplett, Steven G	320.00
Total Tueth Keeney Cooper Mohan &	2,101.00
Total Tull, Rhonda	1,815.00
Total Tyler Business Forms	1,150.50
Total Tyler Technologies Inc	395.00
Total UMB Bank NA	322,605.43
Total UMB Healthcare Services	28,039.37
Total United States Treasury	1,037.89
Total University of MO	6,831.00
Total USi Inc	745.20
Total Valesa, Yelena M	20.00
Total Verizon Wireless	404.83
Total Vernier Software & Technology LLC	2,410.70
Total Vex Robotics Inc	12,825.70

BOE AP Check Register Report Sept 17 - Oct 22 2019

Vendor Name	Amount
Total Volk, Lisa L	20.00
Total W Schiller and Company Inc	603.10
Total WageWorks	4,098.54
Total Waibel, Robert F	175.00
Total Walker, Sarah R	194.96
Total Walmart Community/RFCSELLC	8,672.83
Total Warehouse Tire and Muffler	412.95
Total Warrensburg High School	100.00
Total Warsaw R-IX School District	100.00
Total Wayward Wind Travel	2,387.04
Total WCMMEA	220.00
Total Weller, Ethan E	131.76
Total Wells Kimberly C	203.31
Total Western Psychological Services	586.85
Total Westlake Hardware	668.09
Total WEX BANK	14,857.18
Total White Jeremiah Dean	350.00
Total Wilken Music	95.00
Total William V MacGill & Company	581.11
Total Williams, Andrew K	120.00
Total Willig, Nancy	120.00
Total Winnetonka High School	225.00
Total Winters, Nathan C	140.00
Total WK Chevrolet Inc	506.59
Total Wooderson, Anna K	244.87
Total Woods Super Markets Inc	142.80
Total Woolery, Denise R	66.98
Total Worlds Finest Chocolate	9,095.00
Total Worthington Direct Holdings LLC	3,092.36
Total Wyatt, Robin C	38.06
Total Zayats, Yekaterina	152.35
Grand Total	3,633,359.57

Memorandum

To: Director – Board of Education

CC: Steve Triplett/Nancy Scott/Todd Fraley/Chris Pyle

From: Harriet Wolfe

Date: October 28, 2019

Re: Payment of Bills with P-Card

**Attached are the payment of bills using the P-Card from September 17 – October 22, 2019.
Total Amount of \$37,643.48**

BOE AP P-Card Report Sept 17 - Oct 22 2019

Vendor Name	Amount
Total AG Coop Services Inc	49.98
Total ALDI	89.56
Total AliExpress	43.20
Total Ambitec Inc	5,999.95
Total Athlon Interactive Adventures LLC	379.00
Total AutoZone	103.71
Total Baxters Lakeside Grille	89.95
Total Best Western - Food for Staff Meetings	313.91
Total Big Lots Stores	93.00
Total Burrell Center Inc	89.00
Total Camden on the Lake - MSBA Conference	3,096.24
Total Canva Pty Ltd	119.40
Total Carolina Biological Supply Co	40.15
Total Chick Fil A	13.58
Total ConstantContact.Com	154.00
Total Continental Press Inc	224.25
Total Cost Cutters	15.95
Total County Distributing Co Inc	61.80
Total CustomLanyard.net	288.79
Total CVS Pharmacy	269.53
Total DC Battery	36.00
Total Dollar General	34.25
Total Dollar Tree	132.00
Total Education Week	79.00
Total ESGI Software	1,165.00
Total Family First	125.00
Total Forrest T Jones & Company Inc	116.00
Total Fully Inc	984.00
Total Gopher Sport	548.61
Total Harbor Freight Tools	973.67
Total Hilton Garden Inn Springfield - Chromebook Launch	(70.46)
Total Hobby Lobby Stores Inc	562.69
Total House of Vacuums	74.20
Total Hutchins Advertising	332.50
Total Instructional Coaching	3,100.00
Total Jims Tire Service Inc	35.95
Total Kansas City Royals	130.00
Total La Quinta Inns Kansas City - Boys Swim Team	420.50
Total Lowes Companies Inc	919.61
Total MAESP	555.00
Total Mazzios Corporation	472.16
Total Menard Inc	1,781.72
Total Missouri School Nurses	35.00
Total MO Basketball Coaches Assoc	413.00

Total Mo Dept of Revenue	36.18
Total Mo State Highway Patrol	30.50
Total MOASBO	200.00
Total Modern Signs Press Inc	82.85
Total Moores Flower Shop & Greenhouse	25.00
Total MOSPRA	110.00
Total NAEIR	40.75
Total NSPRA	285.00
Total Oriental Trading Co Inc	376.66
Total Panera LLC	288.88
Total Papa Murphys	430.00
Total Pasco Scientific	65.00
Total Pearson Education	1,448.03
Total Pettis County Health Center	17.00
Total Pioneer Audio Visual	161.50
Total Players Restaurant	41.96
Total Popplers Music Inc	164.92
Total Pummills Sporting Goods	29.80
Total Robert Brooke & Assoc	1,034.84
Total Scholastic Inc	218.41
Total Smore	158.00
Total Southwest Airline - DECA	950.00
Total Staples Business Advantage	114.50
Total Starbucks Store	53.85
Total Stumps	528.52
Total Sutherland Lumber Company	97.26
Total T Mobile	175.00
Total Tan Tar A Resort - Speech & Theatre Conf	220.12
Total Tang Company LLC	538.00
Total Teachers Pay Teachers	83.00
Total The Little Sign Co	515.00
Total Thrift Books Global LLC	27.84
Total TJ MAXX	102.92
Total Tractor Supply	623.84
Total US Postal Service Sedalia	440.00
Total Vaughan Pools of Sedalia	615.87
Total Walgreen Drug Stores	3.98
Total Walmart Community/RFCSLLC	2,348.11
Total Wayfair	148.31
Total Westlake Hardware	153.86
Total Whites Dry Cleaners	59.94
Total Woods Super Markets Inc	107.93
Grand Total	37,643.48



SEDALIA SCHOOL DISTRICT #200

2806 Matthew Drive, Sedalia, MO 65301-7981 p:660.829.6450 f:660-827-8938

Steven G. Triplett, Ed. S.
Superintendent

To: Board of Education and Mr. Triplett

From: Chris Pyle

Nancy L. Scott, Ed. D.
Assistant Superintendent

Date: October 28, 2019

Re: 2019-2020 Bus Routes

Christopher Pyle, Ed. S.
Assistant Superintendent

Todd Fraley Ed. D.
Assistant Superintendent

Please find attached the 2019-2020 bus routes. The routes are very similar to previous years. There are 31 total buses running on a daily basis throughout the District. Approximately 3500 to 3600 students take advantage of bus transportation on a daily basis across over 1767 miles of routes using approximately 221 gallons of fuel.

Harriet A. Wolfe, Ed. D.
Chief Financial Officer

A breakdown is listed below on how the 31 buses are utilized.

Becky Brownfield, Ed. S.
Director Curriculum Instruction
Assessment 6-12

- 24 buses on regular routes for elementary, middle/junior high and high school
- 4 early childhood routes
- 3 special needs bus routes

Devon Gilmore, M. Ed.
Director Curriculum Instruction
Assessment K-5

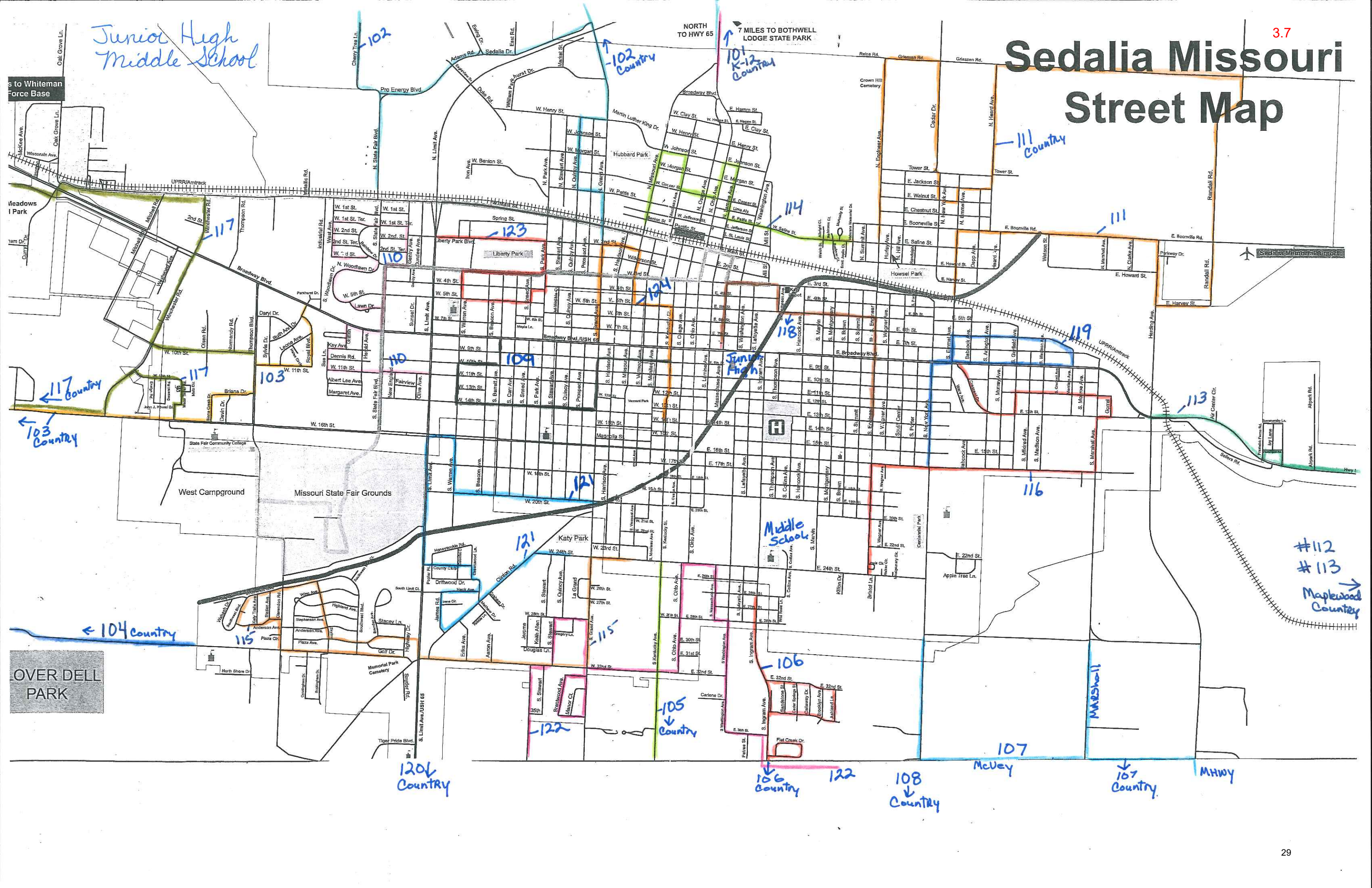
Bob Satnan, B.A.
Communications Director

If you have any questions, please contact me at (660)-829-6457. Thank You.

Missouri Model District
www.sedalia200.org

Sedalia #200 is an
equal opportunity and
affirmative action employer

Sedalia Missouri Street Map



Junior High Middle School

NORTH TO HWY 65

7 MILES TO BOTHWELL LODGE STATE PARK

102 Country

111 Country

Whiteman Force Base

Woods Park

117 Country

103 Country

104 Country

OVER DELL PARK

120 Country

105 Country

106 Country

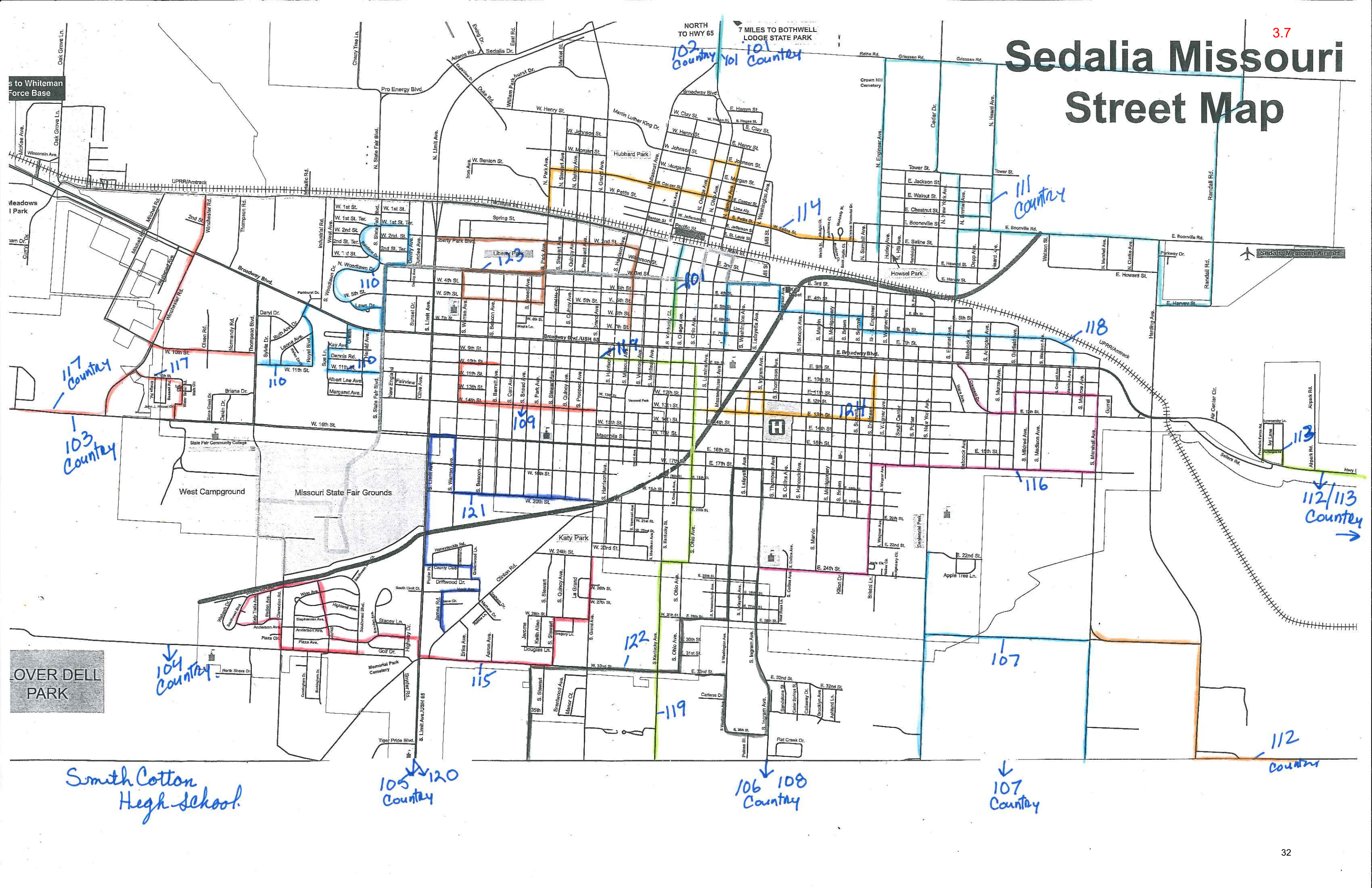
108 Country

107 Country

107 Country

#112 #113 Maplewood Country

Sedalia Missouri Street Map



NORTH TO HWY 65
7 MILES TO BOTHWELL LODGE STATE PARK

s to Whiteman Force Base

Woods I Park

OVER DELL PARK

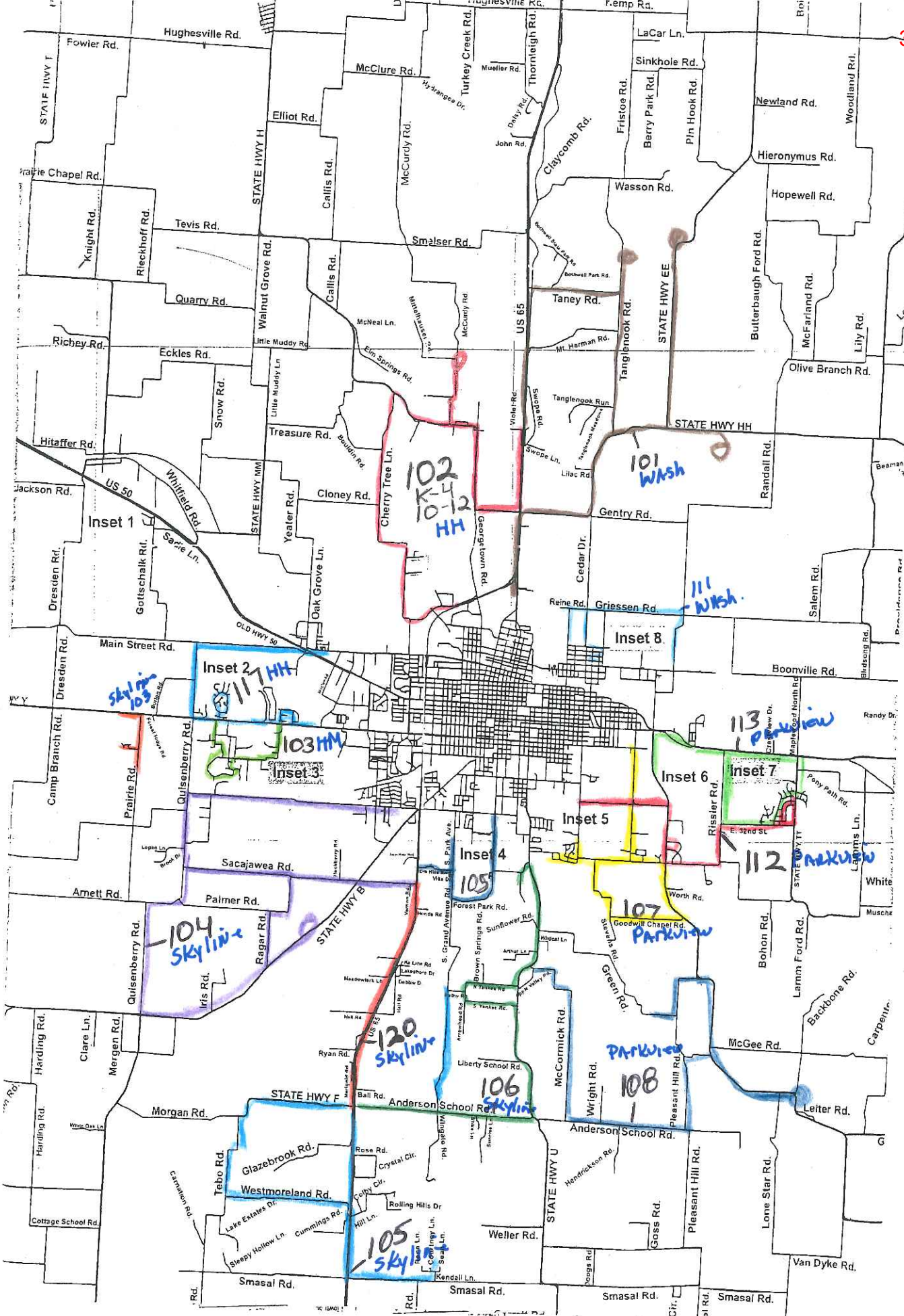
Smith Cotton High School

105/120 Country

106 108 Country

107 Country

112 Country



- 37 101 See Sec Map
- 102-K-4 10-12
- 103-K-4 10-12
- 104-See Sec Map
- 105
- 106 K-4 10-12
- 107 K-4 10-12
- 108 K-4 10-12
- 111 K-4 10-12
- 112 K-4 10-12
- 113 K-4 10-12
- 117-K-4 10-12
- 120 K-4 10-12

Clem - High School



SSD

Sedalia School District #200

4.1

*District Office
2806 Matthew Drive
Sedalia, Missouri
65301-7981
(660) 829-6450
Fax (660) 827-8938
www.sedalia200.org*

Steven G. Triplett, Ed.S
Superintendent

Nancy L. Scott, Ed.D.
Assistant Superintendent
Human Resources
Federal Programs

Todd Fraley, Ed.D.
Assistant Superintendent
Buildings & Grounds
Support Services

Chris Pyle, Ed.S.
Assistant Superintendent
K-12 Special Education

Harriet Wolfe, Ed.D.
Chief Finance Officer

Devon Gilmore, M.E.D.
Director of Curriculum
Instruction & Assessment K-5

Becky Brownfield, Ed.S
Director of Curriculum
Instruction & Assessment 6-12

Bob Satnan, B.A.
Communications Director

MEMO

TO: Mr. Triplett & Board of Education
FROM: Dr. Scott
DATE: October 8, 2019
RE: West Central Special Education Cooperative

Several years ago Dr. Spence and I wrote a grant to start a cooperative with the other Pettis County schools in order to be able to hire full time therapists for special education. At the present time we have a total of 11 schools that participate. We, being the largest school, are the fiscal agent. At the time it was started we used some of the services through the cooperative. Since nine years ago, we have not really used anything from the cooperative, but have been paying the fee to belong. The fee is based on the child count in the area of special education. For Sedalia #200 the yearly fee is between \$8,500 and \$12,750 depending on our count.

I am requesting that the Board approve Sedalia #200 withdraw membership with the cooperative due to the cooperative not being a benefit for Sedalia #200, but costing to stay in it.

If you have any questions, please feel free to contact me at 660-829-6464. Thank you.

**We Live Tiger
Pride Everyday**

Sedalia #200 is an equal
opportunity and affirmative
action employer



SSD

Sedalia School District #200

5.1

District Office
2806 Matthew Drive
Sedalia, Missouri
65301-7981
(660) 829-6450
Fax (660) 827-8938
www.sedalia200.org

Bradley R. Pollitt, Ed.S.
Superintendent

Nancy L. Scott, Ed.D.
Assistant Superintendent
Human Resources
Federal Programs

Steven G. Triplett, Ed.S.
Assistant Superintendent
Buildings & Grounds
Support Services

Chris Pyle, Ed.S.
Director of
K-12 Special Education

Carla Wheeler, M.E.D.
Director of Curriculum
Instruction & Assessment

Bob Satnan, B.A.
Communications Director

To: Board of Education
Mr. Triplett

From: Dr. Scott / Rowena Nickell

Date: October 28, 2019

Re: Annual Food Service Report

The Sedalia #200 Food Service Department served over 555,308 lunches in the 2018-2019 SY. Breakfast participation was 302,304 breakfast meals served. We are serving breakfast and lunch at PCEC.

Breakfast in the classroom is still being served at no charge to students at PCEC, SMS, Parkview, Heber Hunt, Skyline and Washington. Horace Mann students eat in the cafeteria.

The centralization of the Free/Reduced meals application/approval and monthly Direct Certification updates continues to capture more eligible students. We will continue with annual training through DESE workshops to insure all policies and procedures are being followed and also to be advised of any new changes.

Revenue for the 2018-2019 SY was \$2,286,668 and expenditures were \$2,247,146.

2018-2019 SY
District Enrollment – 5020 (May figure)
District Free/Reduced Percentage – 63.55% (May figure)
Total Free/ Reduced Lunches – 420,838.
Total Reimbursement – \$1,981,414.

Equipment Purchases
Parkview – Vulcan Range and Cafeteria Tables.
Horace Mann – Vulcan Range.
Heber Hunt – Milk Cooler.
Washington – Steamtable and Cafeteria Tables.

**Accredited with
“Distinction in
Performance
2011-2012
2012-2013”**

Sedalia #200 is an equal
opportunity and affirmative
action employer



SSD

Sedalia School District #200

5.2

*District Office
2806 Matthew Drive
Sedalia, Missouri
65301-7981
(660) 829-6450
Fax (660) 827-8938
www.sedalia200.org*

Steven G. Triplett, Ed.S
Superintendent

Nancy L. Scott, Ed.D.
Assistant Superintendent
Human Resources
Federal Programs

Todd Fraley, Ed.D.
Assistant Superintendent
Buildings & Grounds
Support Services

Chris Pyle, Ed.S.
Assistant Superintendent
K-12 Special Education

Harriet Wolfe, Ed.D.
Chief Finance Officer

Devon Gilmore, M.E.D.
Director of Curriculum
Instruction & Assessment K-5

Becky Brownfield, Ed.S
Director of Curriculum
Instruction & Assessment 6-12

Bob Satnan, B.A.
Communications Director

MEMO

TO: Mr. Triplett & Board of Education

FROM: Dr. Scott

DATE: October 28, 2019

RE: Migrant Program Evaluation

Attached is the program evaluation for the Migrant Program. In the last few years our numbers have been low, but we are starting to see an increase in our Migrant students.

If you have any questions, please feel free to contact me at 660-829-6464. Thank you.

**We Live Tiger
Pride Everyday**

Sedalia #200 is an equal
opportunity and affirmative
action employer

**Assessment and Evaluation
Programs and Services
Sedalia #200 School District**

The Sedalia #200 School Board of Education and administration maintains regular assessment of all programs and services provided in our schools. A program evaluation calendar is scheduled to review all components of programs in our district. Student data, needs of the programs, goals, accomplishments, surveys and overall evaluation to the effectiveness of the programs is maintained in a written plan. Committee reports on a monthly basis are scheduled, and information is reviewed in regard to goal setting for the school district.

PROGRAM TITLE: TITLE I.C Education of Migrant Children

PURPOSE: Title I.C aids schools with migrant students. The program focuses on helping migratory children overcome the educational barriers that result from repeated moves, allowing them the opportunity to succeed in regular school programs, attain grade-level proficiency, and achieve the state Standards established for all children in the state.

Title I.C Migrant Education projects must be designed to provide advocacy and outreach activities for migrant children and their families that help them gain access to other education, health, nutrition and social services available through local, state and federal programs; overcome cultural and language barriers and social isolation; prepare for successful transition to post-secondary education or employment; and benefit from state and local systemic reforms.

PROGRAM YEAR: 2018-2019

ADMINISTRATION/BOARD REVIEW DATE: October 28, 2019

PROGRAM DIRECTOR/TEACHER/TITLE: Nancy Scott

TOTAL OF STUDENTS IN PROGRAM/SERVICE:

Male: 8 Female: 6 Total: 14

PROGRAM GOALS:

1. At least 80% of the Sedalia School District's Migrant students will perform at the "Proficient" level or above in third - eighth grade communication arts; and third - eighth grade math on Missouri Assessment Program. Ninth – tenth graders will meet EOC standard set by state.
2. Ninety percent of Sedalia School District's Migrant students will have an attendance rate of 90% or above.

Summary of goals:

1. The following are testing levels for Migrant students from the 2013-2014 MAP testing.

*The 80% expectation was not met. Several of the migrant students were new to the country and are not required to take Communication Arts the first year.

Grade	2016-2017		2017-2018		2018-2019	
	Communication Arts students coring Proficient or Above	Math students scoring Proficient or Above	Communication Arts students coring Proficient or Above	Math students scoring Proficient or Above	Communi cation Arts students scoring Proficient or Above	Math students scoring Proficient or Above
3	0/1	0/1	0/0	0/0	0/0	0/0
4	1/1	1/1	1/1	1/1	0/0	1/1
5	1/2	1/2	2/2	2/2	0/0	0/0
6	0/2	0/2	0/0	0/0	1/1	1/2
7	0/0	0/0	0/1	1/1	0/0	0/1
8	0/0	0/0	0/0	0/0	0/0	0/1
English 1	0/0	n/a	0/0	n/a	0/0	n/a
English 2	0/0	n/a	1/2	n/a	1/2	n/a
Algebra 1	n/a	0/0	n/a	0/0	n/a	1/1

2. The following are the attendance rates for Migrant students in the 2018-2019 year.

*The attendance goal was met, 93% of migrant have an attendance rate of 90% or above.

2018-2019 Migrant Attendance Rate		
	Number of students with attendance rate 90% or above	Number of students with attendance rate below 90%
Heber Hunt	1	0
Horace Mann	4	1
Parkview	2	0
Skyline	0	0
Washington	0	0
SMS	0	0
SCJH	4	0
SCHS	2	0
Total	13	1

Were significant changes made in the program this year? Explain.
No changes to the program were made this year.

What areas of improvement are needed? List.

1. Improve test scores
2. Involve more parents in the PAC (Parent Advisory Council)
3. Communicate more effectively with parents/guardians

Was the program effective? Explain.

The program was effective because we continued to serve migrant children's needs by providing tutoring, family engagement, medical assistance, clothing, food, and availability of our social workers. The district also sent eleven employees to the Federal Programs-MELL Pre-Conference.



SEDALIA SCHOOL DISTRICT #200

2806 Matthew Drive, Sedalia, MO 65301-7981 p:660.829.6450 f:660-827-8938

Steven G. Triplett, Ed. S.
Superintendent

To: Board of Education and Mr. Triplett

From: Chris Pyle

Nancy L. Scott, Ed. D.
Assistant Superintendent

Date: October 28, 2019

Re: Maintenance Vehicle Replacement

Christopher Pyle, Ed. S.
Assistant Superintendent

Todd Fraley Ed. D.
Assistant Superintendent

I would like permission from the Board of Education to pursue quotes from all major vehicle dealerships in Sedalia to replace a pickup in our maintenance fleet. The pickup that needs to be replaced is a 1995 ¾ ton that is utilized daily and in inclement weather to push snow. The District needs to replace this truck with a similar size in a ¾ to 1 ton. The outlines for the quote will be for a new or nearly new model fleet pickup with under 20,000 miles. The approximate cost will be \$30,000 to \$35,000. We will not exceed \$35,000 for this purchase.

Harriet A. Wolfe, Ed. D.
Chief Financial Officer

Becky Brownfield, Ed. S.
Director Curriculum Instruction
Assessment 6-12

Thank you for your consideration in this matter. If you have any questions, please contact me at (660)-829-6457. Thank You.

Devon Gilmore, M. Ed.
Director Curriculum Instruction
Assessment K-5

Bob Satnan, B.A.
Communications Director

Missouri Model District
www.sedalia200.org

Sedalia #200 is an
equal opportunity and
affirmative action employer



SEDALIA SCHOOL DISTRICT #200

2806 Matthew Drive, Sedalia, MO 65301-7981 p:660.829.6450 f:660-827-8938

Steven G. Triplett, Ed. S.
Superintendent

Nancy L. Scott, Ed. D.
Assistant Superintendent
Human Resources
Federal Programs

Christopher Pyle, Ed. S.
Assistant Superintendent
Student Services
Buildings & Grounds

Todd Fraley Ed. D.
Assistant Superintendent
Transportation
Food Service
Technology

Harriet A. Wolfe, Ed. D.
Chief Financial Officer

Becky Brownfield, Ed. S.
Director Curriculum Instruction
Assessment 6-12

Devon Gilmore, M. Ed.
Director Curriculum Instruction
Assessment K-5

Bob Satnan, B.A.
Communications Director

TO: Steve Triplett, Superintendent and
Sedalia #200 Board of Education

FROM: Becky Brownfield

DATE: October 28, 2019

SUBJECT: ACT 2018-2019 Report

The 2018-2019 ACT report is enclosed for your review. The report includes data from the graduating class of 2019, important dates, and national changes coming next year.

The first chart related to “College Ready” is a percent of our students that met the benchmark scores set by ACT for each content area. The second chart indicates the graduating class of 2019 student scores per content area as well as their composite score. It is important to note that the reporting we receive from ACT regarding the graduating class only includes the students’ most recent score information, not their highest.

Missouri Model School
www.sedalia200.org

Sedalia #200 is
an equal opportunity and
affirmative action employer

SMITH-COTTON HIGH SCHOOL 2019

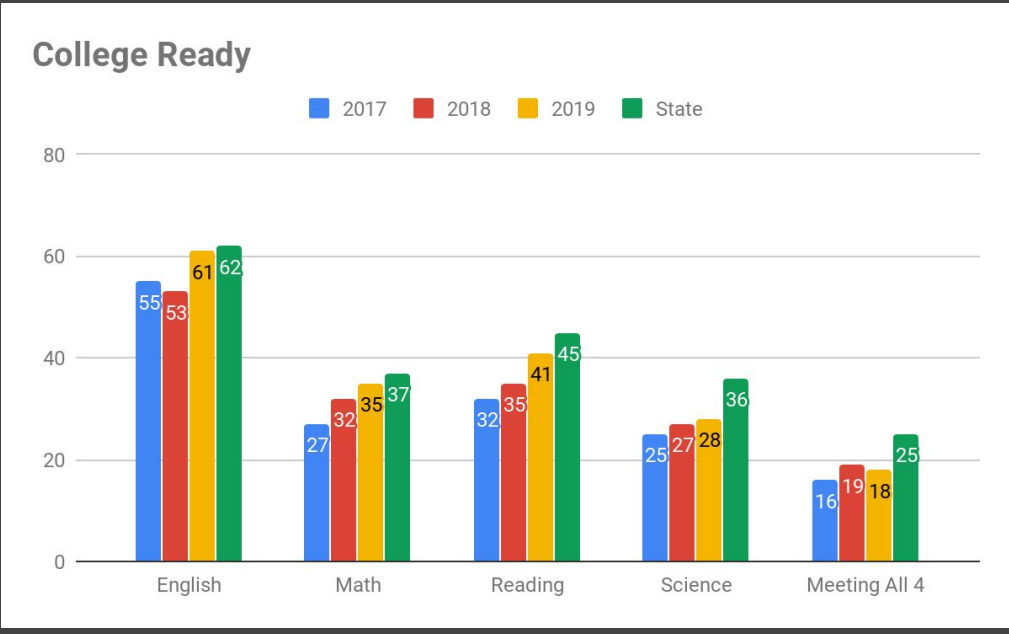
ACT Data



2019-2020 UPDATES

- October 24
 - Practice ACT - Juniors
 - In-house assessment vs official ACT Practice Test
- Continue Wednesday Workouts – 9 weeks
- Workshop Model Changes
- March 24, Junior testing - CCR Day
- [ACT WorkKeys](#)

PERCENT OF STUDENTS COLLEGE READY



AVERAGE ACT SCORES - 2019

Note: This is only reflective of the students' most recent score, not their highest



ALSO NOTEWORTHY

National ACT Changes - September 2020

- Section retakes
- Online testing
- Superscoring

Additional Student Resource

EBSCO Learning Express - Benefit of MOREnet

Smith-Cotton High School

- > Welcome
- > Calendar
- > School Counselors
- > **Digital Library Resources**

Prepare for Your ACT® Test

ACT® Preparation Tutorials


- Introduction to the ACT® Test Tutorial
- ACT® English Test Preparation Tutorial
- ACT® Mathematics Test Preparation Tutorial
- ACT® Reading Test Preparation Tutorial
- ACT® Science Test Preparation Tutorial
- ACT® Writing Test Preparation Tutorial

ACT® Practice Tests

- ACT® English Practice Tests
- ACT® Math Practice Tests
- ACT® Reading Practice Tests
- ACT® Science Practice Tests
- ACT® Writing Practice Tests
- ACT® Complete Simulated Practice Tests


ACT® Test Preparation eBooks

ACT® Test Preparation eBooks



College Admissions Test Preparation

Prepare for important exams like the ACT®, SAT®, AP® Tests, and more.





SEDALIA SCHOOL DISTRICT #200

2806 Matthew Drive, Sedalia, MO 65301-7981 p:660.829.6450 f:660-827-8938

Steven G. Triplett, Ed. S.
Superintendent

Nancy L. Scott, Ed. D.
Assistant Superintendent
Human Resources
Federal Programs

Christopher Pyle, Ed. S.
Assistant Superintendent
Student Services
Buildings & Grounds

Todd Fraley Ed. D.
Assistant Superintendent
Transportation
Food Service
Technology

Harriet A. Wolfe, Ed. D.
Chief Financial Officer

Becky Brownfield, Ed. S.
Director Curriculum Instruction
Assessment 6-12

Devon Gilmore, M. Ed.
Director Curriculum Instruction
Assessment K-5

Bob Satnan, B.A.
Communications Director

TO: Steve Triplett, Superintendent and
Sedalia #200 Board of Education

FROM: Becky Brownfield
Devon Gilmore

DATE: October 28, 2019

SUBJECT: APR Report

The 2018-2019 district APR is enclosed for your review. The state process has changed and we no longer receive points per MSIP standard nor an APR percentage. We have not yet received an updated APR since the release of science scores.

Preliminary science scores are as follows:

	District	State
5 th Grade	350	303
8 th Grade	325	319
Biology	302	316

Missouri Model School
www.sedalia200.org

Sedalia #200 is
an equal opportunity and
affirmative action employer

**MSIP5 District/Charter APR Supporting Data Report - Secured
Final without Science**

SEDALIA 200 (080125)

[To Summary Data](#)

[Academic Achievement](#) | [Subgroup Achievement](#) | [CCR-HSR](#) | [Attendance](#) | [Graduation Rate](#)

1. Academic Achievement	Metric		2017 *			2018 *			2019		
English Language Arts			% Prof or Adv	MPI	NCE Score	% Prof or Adv	MPI	NCE Score	% Prof or Adv	MPI	NCE Score
Status	343.3	Approaching	61.3%	346.8	52.2	49.7%	340.0	53	50.6%	343.2	55.2
Progress	1.5	Approaching	Prior 2 Yr NCE Avg = 52.6				Current 2 Yr NCE Avg = 54.1				
Growth	49.5 / S	Floor									
3 Yr Progress = Average(Current NCE and Year 2 NCE) - Average(Year 2 NCE and Year 3 NCE)											
			2017 *			2018 *			2019		
Mathematics			% Prof or Adv	MPI	NCE Score	% Prof or Adv	MPI	NCE Score	% Prof or Adv	MPI	NCE Score
Status	328.3	On Track	51.1%	337.0	57.9	46.4%	319.4	57.3	48.9%	328.5	61.9
Progress	2.0	Approaching	Prior 2 Yr NCE Avg = 57.6				Current 2 Yr NCE Avg = 59.6				
Growth	50.3 / N	On Track									
3 Yr Progress = Average(Current NCE and Year 2 NCE) - Average(Year 2 NCE and Year 3 NCE)											
			N/A			N/A			2019 *		
Science - @@			% Prof or Adv	MPI		% Prof or Adv	MPI		% Prof or Adv	MPI	
Status											
Progress											
			2017			2018			2019 *		
Social Studies - FIELD TEST			% Prof or Adv	MPI		% Prof or Adv	MPI		% Prof or Adv	MPI	
Status			61.1%	365.1		55.9%	351.2				
Progress			Prior 2 Yr MPI Avg = 358.2								

* A1 and E2 were excluded in 2017. New ELA and MA assessments in 2018. New science assessment in 2019 and field test for social studies. Direct comparison of MPI and proficiency rates across years is not advisable. 2018 and 2019 ELA and Math assessments are comparable

**MSIP5 District/Charter APR Supporting Data Report - Secured
Final without Science**

SEDALIA 200 (080125)

[To Summary Data](#)

[Academic Achievement](#) | [Subgroup Achievement](#) | [CCR-HSR](#) | [Attendance](#) | [Graduation Rate](#)

2. Subgroup Achievement	Metric		2017 *			2018 *			2019		
English Language Arts			% Prof or Adv	MPI	NCE Score	% Prof or Adv	MPI	NCE Score	% Prof or Adv	MPI	NCE Score
Status	323.0	On Track	57.9%	336.5	62.2	40.3%	314.5	52	40.7%	318.0	55
Progress	-3.6	Floor	Prior 2 Yr NCE Avg = 57.1				Current 2 Yr NCE Avg = 53.5				
Growth	49.7 / N	On Track									
3 Yr Progress = Average(Current NCE and Year 2 NCE) - Average(Year 2 NCE and Year 3 NCE)											
			2017 *			2018 *			2019		
Mathematics			% Prof or Adv	MPI	NCE Score	% Prof or Adv	MPI	NCE Score	% Prof or Adv	MPI	NCE Score
Status	305.2	On Track	47.5%	327.0	67.2	36.7%	288.6	56.4	39.9%	300.1	62.9
Progress	-2.1	Floor	Prior 2 Yr NCE Avg = 61.8				Current 2 Yr NCE Avg = 59.7				
Growth	50.4 / N	On Track									
3 Yr Progress = Average(Current NCE and Year 2 NCE) - Average(Year 2 NCE and Year 3 NCE)											
			N/A			N/A			2019 *		
Science - @@			% Prof or Adv	MPI		% Prof or Adv	MPI		% Prof or Adv	MPI	
Status											
Progress											
			2017			2018			2019 *		
Social Studies - FIELD TEST			% Prof or Adv	MPI		% Prof or Adv	MPI		% Prof or Adv	MPI	
Status			46.7%	333.8		45.7%	321.9				
Progress			Prior 2 Yr MPI Avg = 327.9								

* A1 and E2 were excluded in 2017. New ELA and MA assessments in 2018. New science assessment in 2019 and field test for social studies. Direct comparison of MPI and proficiency rates across years is not advisable. 2018 and 2019 ELA and Math assessments are comparable

**MSIP5 District/Charter APR Supporting Data Report - Secured
Final without Science**

SEDALIA 200 (080125)

[To Summary Data](#)

[Academic Achievement](#) | [Subgroup Achievement](#) | [CCR-HSR](#) | [Attendance](#) | [Graduation Rate](#)

3. College and Career Ready		2017			2018			2019			
1-3 CCR Assessments		% at or Abv State Standard	# at or Abv State Standard	Number of Graduates	% at or Abv State Standard	# at or Abv State Standard	Number of Graduates	% at or Abv State Standard	# at or Abv State Standard	Number of Graduates	
Status	Approaching	66.2%	243.50	368	66.1%	247.75	375	62.8%	216.75	345	
Progress	Floor	Prior 2 Yr Avg = 66.2%			Current 2 Yr Avg = 64.5%						
For details on progress please reference the MSIP5 Comprehensive Guide to Missouri School Improvement Program.											
4 Advanced Placement		% at or Abv State Standard	# at or Abv State Standard	Number of Graduates	% at or Abv State Standard	# at or Abv State Standard	Number of Graduates	% at or Abv State Standard	# at or Abv State Standard	Number of Graduates	
Status	On Track	46.9%	172.50	368	43.6%	163.50	375	44.4%	153.25	345	
Progress	Floor	Prior 2 Yr Avg = 45.3%			Current 2 Yr Avg = 44.0%						
For details on progress please reference the MSIP5 Comprehensive Guide to Missouri School Improvement Program.											
CTE Expansion * (Yes)											
5-6 Postsecondary Placement		% Earning Qualifying Score	# Earning Qualifying Score	Number of Graduates	% Earning Qualifying Score	# Earning Qualifying Score	Number of Graduates	% Earning Qualifying Score	# Earning Qualifying Score	Number of Graduates	
Status	Target	95.2%	338	355	96.5%	355	368	96.0%	361	376	
Progress	Approaching	Prior 2 Yr Avg = 95.9%			Current 2 Yr Avg = 96.3%						
3 Yr Progress = Average(Current Pct and Year 2 Pct) - Average(Year 2 Pct and Year 3 Pct)											

**MSIP5 District/Charter APR Supporting Data Report - Secured
Final without Science**

SEDALIA 200 (080125)

[To Summary Data](#)

[Academic Achievement](#) | [Subgroup Achievement](#) | [CCR-HSR](#) | [Attendance](#) | [Graduation Rate](#)

4. Attendance	Pct.		2017			2018			2019		
Attendance *			% of Regular Attendance	Num. Above 90%	Num. Attend.	% of Regular Attendance	Num. Above 90%	Num. Attend.	% of Regular Attendance	Num. Above 90%	Num. Attend.
Status	93.0%	Target	93.4%	4576.4553	4898.1554	92.4%	4500.5721	4870.4305	93.3%	4481.3432	4805.2202
Progress	0.0%	Floor	Prior 2 Yr Avg = 92.9%				Current 2 Yr Avg = 92.9%				
3 Yr Progress = Average(Current Pct and Year 2 Pct) - Average(Year 2 Pct and Year 3 Pct)											

* Students with attendance of $\geq 85\%$ (.25), $\geq 87.5\%$ (.5), $\geq 90\%$ (1.0)

**MSIP5 District/Charter APR Supporting Data Report - Secured
Final without Science**

SEDALIA 200 (080125)

[To Summary Data](#)

[Academic Achievement](#) | [Subgroup Achievement](#) | [CCR-HSR](#) | [Attendance](#) | [Graduation Rate](#)

5. Graduation Rate	Pct.		2017			2018			2019		
Four-Year Graduation Rate			4-Yr Rate	4-Yr Grads	4-Yr Adj. Cohort	4-Yr Rate	4-Yr Grads	4-Yr Adj. Cohort	4-Yr Rate	4-Yr Grads	4-Yr Adj. Cohort
Status	95.5%	Target	95.6%	346	362	96.5%	357	370	94.4%	338	358
Progress	-0.6%	Floor	Prior 2 Yr Avg = 96.1%			Current 2 Yr Avg = 95.5%					
3 Yr Progress = Average(Current Pct and Year 2 Pct) - Average(Year 2 Pct and Year 3 Pct)											

	Pct.		2017			2018			2019		
Five-Year Graduation Rate			5-Yr Rate	5-Yr Grads	5-Yr Adj. Cohort	5-Yr Rate	5-Yr Grads	5-Yr Adj. Cohort	5-Yr Rate	5-Yr Grads	5-Yr Adj. Cohort
Status	97.2%	Target	97.5%	346	355	96.4%	349	362	97.6%	365	374
Progress	0.0%	Floor	Prior 2 Yr Avg = 97.0%			Current 2 Yr Avg = 97.0%					
3 Yr Progress = Average(Current Pct and Year 2 Pct) - Average(Year 2 Pct and Year 3 Pct)											

	Pct.		2017			2018			2019		
Six-Year Graduation Rate			6-Yr Rate	6-Yr Grads	6-Yr Adj. Cohort	6-Yr Rate	6-Yr Grads	6-Yr Adj. Cohort	6-Yr Rate	6-Yr Grads	6-Yr Adj. Cohort
Status	97.8%	Target	99.1%	325	328	97.7%	347	355	96.7%	351	363
Progress	-1.2%	Floor	Prior 2 Yr Avg = 98.4%			Current 2 Yr Avg = 97.2%					
3 Yr Progress = Average(Current Pct and Year 2 Pct) - Average(Year 2 Pct and Year 3 Pct)											

**MSIP5 District/Charter APR Supporting Data Report - Secured
Final without Science**

SEDALIA 200 (080125)

[To Summary Data](#)

[Academic Achievement](#) | [Subgroup Achievement](#) | [CCR-HSR](#) | [Attendance](#) | [Graduation Rate](#)

	Pct.		2017			2018			2019		
Seven-Year Graduation Rate			7-Yr Rate	7-Yr Grads	7-Yr Adj. Cohort	7-Yr Rate	7-Yr Grads	7-Yr Adj. Cohort	7-Yr Rate	7-Yr Grads	7-Yr Adj. Cohort
Status	98.8%	Target	99.4%	329	331	99.1%	325	328	98.0%	348	355
Progress	-0.7%	Floor	Prior 2 Yr Avg = 99.3%			Current 2 Yr Avg = 98.6%					
3 Yr Progress = Average(Current Pct and Year 2 Pct) - Average(Year 2 Pct and Year 3 Pct)											

MSIP5 District/Charter APR Supporting Data Report - Secured
Final without Science

SEDALIA 200 (080125)

[To Summary Data](#)

[Academic Achievement](#) | [Subgroup Achievement](#) | [CCR-HSR](#) | [Attendance](#) | [Graduation Rate](#)

Academic Achievement: Displays the percent proficient or advanced and the MAP Performance Index (MPI) for all MAP assessments by subject area. The MPI is used to calculate status and progress measures.

Subgroup Achievement: Displays the percent proficient or advanced and the MAP Performance Index (MPI) by subject area for students who are included in the super subgroup (Hispanic, Black, DC, IEP, ELL). The MPI is used to calculate the status and progress measures.

CCR 1-3: The percent of graduates scoring at or above the state standard the ACT®, SAT®, COMPASS®, ACCUPLACER®, WORKKEYS®, or the Armed Services Vocational Aptitude Battery (ASVAB).

CCR 4: The percent of graduates who earned a qualifying score on the AP, IB or Technical Skills Attainment (TSA) assessments or a qualifying grade in AP, IB, dual enrollment, or approved dual credit courses.

CCR 5-6: The percent of graduates who attend post-secondary education or training, are in the military, or who complete a Department-approved Career Education program and are employed.

HSR: The percent of advancing Grade 8 students who earned a qualifying score on MAP end-of-course assessments.

~ - Less than three years of data.

- Less than 95% participation in the current year.

- Less than 95% participation in a prior year.

- Less than 95% participation in a prior year resulting in less than three years of data available.

@ - Prior year participation rate issue and a cell size of 30 reportable students was not met in a given year. Refer to Achievement Level Report for supporting data.

@@ - Prior year participation rate issue and a cell size of 30 reportable students was not met after adding all three years of data. Refer to Achievement Level Report for supporting data.

@ - A cell size of 30 reportable students was not met after adding all three years of data for standards 1 and 2. Refer to Achievement Level Report for supporting data.

@@ - A cell size of 30 reportable students was not met in a given year for standards 1 and 2. **When a year of data reads "N/A", it is the result of insufficient cell size.** Refer to Achievement Level Report for supporting data.

Accreditation classification recommendations will be made on APR status and APR status trends over multiple years and may include other factors as appropriate, e.g. CSIP goals, previous Department MSIP findings, financial status, statutory and regulatory compliance, and appropriately certified superintendent.