

ARDSLEY UNION FREE
SCHOOL DISTRICT

FINANCIAL STATEMENTS AND
SUPPLEMENTARY INFORMATION

JUNE 30, 2021

ARDSLEY UNION FREE SCHOOL DISTRICT

TABLE OF CONTENTS

JUNE 30, 2021

Management's Discussion and Analysis	1
Basic Financial Statements:	
Independent Auditor's Report	14
Statement of Net Position	17
Statement of Activities and Changes in Net Position	18
Balance Sheet -- Governmental Funds	19
Statement of Revenues, Expenditures, and Changes in Fund Balances -- Governmental Funds	20
Reconciliation of Governmental Funds Balance Sheet to the Statement of Net Position	21
Reconciliation of Net Change in Governmental Fund Balances to Governmental Activities Change in Net Position	22
Statement of Fiduciary Net Position and Statement of Changes in Fiduciary Net Position	23
Notes to the Financial Statements	24
Supplementary Information:	
Required Supplemental Schedules:	
1 Schedule of Revenues, Expenditures, and Changes in Fund Balance -- Budget (Non-GAAP) Basis and Actual -- General Fund	63
2 Schedule of Funding Progress for Other Post-Employment Benefits	65
3 Schedule of the Local Government's Proportionate Share of the Net Pension Liability (Asset) for the New York State Employees' Retirement System and for the New York State Teachers' Retirement System	66
4 Schedule of the Local Government's Contributions for the New York State Employees' Retirement System and for the New York State Teachers' Retirement System	67

ARDSLEY UNION FREE SCHOOL DISTRICT

TABLE OF CONTENTS

JUNE 30, 2021

Supplemental Schedules:

5	Schedule of Change from Adopted Budget to Final Budget and Section 1318 Real Property Tax Law Limit Calculation	68
6	Schedule of Project Expenditures - Capital Projects Fund	69
7	Schedule of Combined Balance Sheet – Non-Major Governmental Funds	70
8	Schedule of Combined Statement of Revenues, Expenditures and Changes in Fund Balances – Non-Major Governmental Funds	71
9	Schedule of Investment in Capital Assets, Net of Related Debt	72

Reports in Accordance with *Government Auditing Standards*:

	Independent Auditor’s Report on Internal Control Over Financial Reporting and on Compliance and Other Matters Based on an Audit of Basic Financial Statements Performed in Accordance with <i>Government Auditing Standards</i>	73
--	---	----

ARDSLEY UNION FREE SCHOOL DISTRICT
Management's Discuss and Analysis (MD&A)
June 30, 2021

INTRODUCTION

The Ardsley Union Free School District (the District) offers readers of the District's financial statements this narrative overview and analysis of the financial activities of the District for the fiscal year ended June 30, 2021. Please review it in conjunction with the District's financial statements and the accompanying notes to the financial statements.

FINANCIAL HIGHLIGHTS

Key financial highlights for fiscal year 2021 are as follows:

- New York State Law limits the amount of unreserved fund balance that can be retained by the General Fund to 4% of the ensuing year's budget, exclusive of the amount designated for the subsequent year's budget. At the end of the fiscal year, the unassigned fund balance of the General Fund was \$2.993 million and the amount was within the limit. The assigned fund balance of the General Fund was \$2.952 million which includes \$0.457 million in carry over encumbrances.
- The District governmental fund financial statement reported a combined ending fund balance of \$22.889 million which includes \$1.688 million in Other Governmental Funds.
- The District paid \$3.454 million in principal on debt service.
- On the District-wide financial statements, the liabilities of the District exceeded assets by \$12.243 million. The District's total net position decreased by \$4.430 million for the year ended June 30, 2021.
- Included in this year's district-wide full accrual financial statements is the continuing recognition of the other post-employment benefit (OPEB) obligations as required under the provisions of Governmental Accounting Standards Boards (GASB) Statement No. 75. The GASB is charged with developing the accounting rules that apply to governments, including school districts and BOCES. These obligations include any benefits provided to retirees, other than a pension, including health insurance, life insurance, vision, dental, etc. GASB Statement No. 75 establishes standards for accrual based measurement and recognition of OPEB expenses over periods that approximate employees' years of active service. The Statement also provides guidance on the required note disclosures. For the year ending June 30, 2021, the District's OPEB obligations of \$71.202 million are reflected as a liability on the District-wide financial statements.
- The District has an Aa2 bond rating from Moody's Investor Services. This high rating has contributed to a lower interest rate cost for District borrowings. The District has sustained this rating since Moody's upgraded it on May 7, 2015.

ARDSLEY UNION FREE SCHOOL DISTRICT
Management's Discuss and Analysis (MD&A)
June 30, 2021

OVERVIEW OF THE FINANCIAL STATEMENTS

The Management's Discussion and Analysis narrative (required supplemental information) is intended to serve as an introduction to the District's basic financial statements. The District's basic financial statements are comprised of three components:

1. District-Wide Financial Statements
2. Fund Financial Statements
3. Notes to the Financial Statements

In addition to these statements, this report also includes other supplemental information.

The District's auditor has provided assurance in the Independent Auditor's Report that the Basic Financial Statements are fairly stated. A different degree of assurance is being provided by the auditor regarding the supplemental information identified below. A user of this report should read the Independent Auditor's Report carefully to ascertain the level of assurance being provided for each part in the financial statements.

FINANCIAL STATEMENTS

Required Supplemental Information (Part A)
Management's Discussion & Analysis (MD&A)

BASIC STATEMENTS

District-Wide
Financial Statements



Fund
Financial Statements

Notes to the Basic Financial
Statements

Supplemental Information

General Fund Budget & Fund Balance Information

Capital Project Funds Schedule of Project Expenditures

General Fund Budget to Actual Schedule

ARDSLEY UNION FREE SCHOOL DISTRICT
Management's Discuss and Analysis (MD&A)
June 30, 2021

District-Wide Financial Statements

The District-wide financial statements are designed to provide readers with a broad overview of the District's finances in a manner similar to a private-sector business.

The Statement of Net Position presents information on all of the District's assets and liabilities, with the difference between the two reported as net position. Over time, increases and decreases in net position may serve as a useful indicator of whether the financial position of the District is improving or deteriorating. The District-wide financial statements using the full accrual basis of accounting has been in place for a number of years. Therefore, there continues to be an opportunity to provide a comparison with prior years' full accrual data, and to make comparisons to previous years.

The Statement of Activities presents information showing how the District's net position changed during the most recent fiscal year. All changes in net position are reported as soon as the underlying event giving rise to the change occurs, regardless of the timing of related cash flows. Thus, revenues and expenses are reported in this statement for some items that will only result in cash flows in future fiscal periods (e.g. certain federal/state grants earned but not yet received, unused vacation/sick leave, and proceeds from Revenue Anticipation Notes and related interest).

All of the District's services are reported in the District-wide financial statements as *governmental activities*, including general support, instruction, pupil transportation, community services, and school lunch. Property taxes, state/federal aid, and investment earnings finance most of these activities. Additionally, all capital and debt financing activities are reported here.

ARDSLEY UNION FREE SCHOOL DISTRICT
Management's Discuss and Analysis (MD&A)
June 30, 2021

Net Position (in thousands of dollars)

	2021	2020	% Change
Government Activities:			
Current Assets	\$ 32,936	\$ 26,735	23.2%
Capital Assets	62,376	63,201	-1.3%
Net Pension Asset	-	4,862	-100.0%
Total Assets	<u>95,312</u>	<u>94,798</u>	0.5%
Deferred Outflows of Resources:			
Pension	11,519	8,127	41.7%
OPEB	9,395	4,321	117.4%
Contributions Past Measurement	3,570	3,277	8.9%
Defeasance Loss	-	-	0.0%
Total Deferred Outflows of Resources	<u>24,484</u>	<u>15,725</u>	55.7%
Current Liabilities			
	6,096	536	1037.3%
Long-Term Liabilities			
	104,068	95,637	8.8%
Net Pension Liability			
	5,273	4,149	27.1%
Total Liabilities	<u>115,437</u>	<u>100,322</u>	15.1%
Deferred Inflows of Resources:			
Deferred Revenue - Other	1,942	1,035	87.6%
Deferred Revenue - OPEB	14,661	17,028	-13.9%
Deferred Revenue - Pension	-	-	0.0%
Total Deferred Inflows of Resources	<u>16,603</u>	<u>18,063</u>	-8.1%
Net Position:			
Invested in Capital Assets	32,229	29,704	8.5%
Restricted for:			
Debt Service	545	496	9.9%
General Fund Non-Spendable	-	-	0.0%
Capital	3,849	2,000	92.5%
Unemployment Insurance	250	250	0.0%
Employee Benefits Accrued Liability	1,384	1,466	-5.6%
Tax Certiorari	4,908	4,928	-0.4%
Retirement Contributions (ERS)	3,921	3,411	15.0%
Retirement Contributions (TRS)	930	284	227.5%
Unrestricted	(60,259)	(50,400)	19.6%
Total Net Position	<u>\$ (12,243)</u>	<u>\$ (7,861)</u>	55.7%

(Note: Totals may not add due to rounding)

ARDSLEY UNION FREE SCHOOL DISTRICT
Management's Discuss and Analysis (MD&A)
June 30, 2021

By far, the largest component of the District's new assets reflect its investment in capital assets, less any related debt used to acquire those assets that is still outstanding. The District uses these capital assets to provide services to the students and consequently, these assets are not available for future spending. Although the District's investment in its capital assets is reported net of related debt, it should be noted that the resources needed to repay this debt must be provided from other sources, since the capital assets themselves cannot be used to liquidate these liabilities.

Changes in Net Position from Operating Results (in thousands of dollars)

	Governmental Activities		
	2021	2020	% Change
<i>Revenues</i>			
Program Revenues:			
Charges for Services	\$ 2,874	\$ 3,992	-28.0%
Operating Grants and Contributions	1,475	1,145	28.8%
Total Program Revenues	4,349	5,137	-15.3%
General Revenues:			
Real Property Taxes	55,027	53,069	3.7%
Other Tax Items	3,327	3,772	-11.8%
Non-Property Taxes	770	744	3.5%
Use of Money & Property	97	415	-76.6%
Sale of Property/Compensation for Loss	-	5	100.0%
State Sources	6,951	6,835	1.7%
Miscellaneous	296	204	45.1%
Medicaid	22	33	-33.3%
Federal Sources	72	-	100.0%
Premium on Bond Issue	-	-	0.0%
Total General Revenues	66,562	65,077	2.3%
Total Revenues	70,911	70,214	1.0%
Program Expenses			
General Support	9,767	8,465	15.4%
Instruction	61,378	58,748	4.5%
Pupil Transportation	2,677	2,481	7.9%
Community Services	51	669	-92.4%
Cost of Food Sales	525	766	-31.5%
Other	943	887	6.3%
Total Expenses	75,341	72,016	4.6%
Change in Net Position	\$ (4,430)	\$ (1,802)	145.8%

ARDSLEY UNION FREE SCHOOL DISTRICT
 Management's Discuss and Analysis (MD&A)
 June 30, 2021

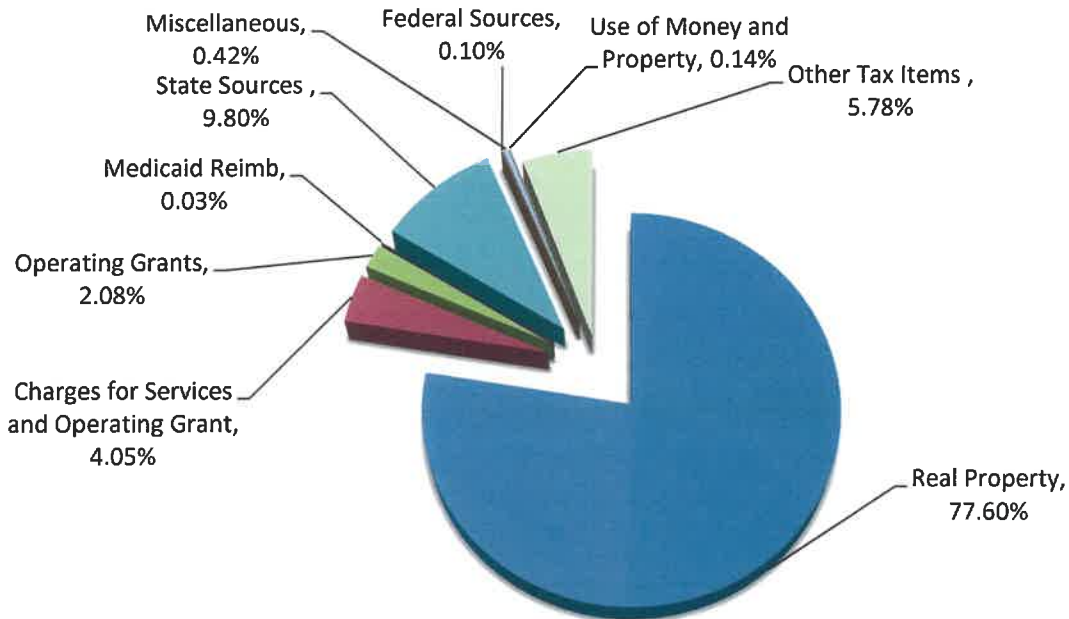
The following graph indicates that the District relies upon real property taxes as its primary revenue source and the largest expense is in the Instructional category.

Revenues increased by \$0.697 million. Real Property Taxes increased by \$1.958 million. State aid increased by \$0.116 million.

The Ardsley Union Free School District continues to manage transportation for the Quad Village districts. Ardsley Union Free School District recognized \$.456 million in revenue from the Quad Village and Mamaroneck School District's transportation management.

Use of money and property decreased \$0.323 million from the prior year mainly due to lower interest rates. Sales tax revenue increased \$0.026 million from the prior year.

Sources of Revenues for Fiscal Year 2021

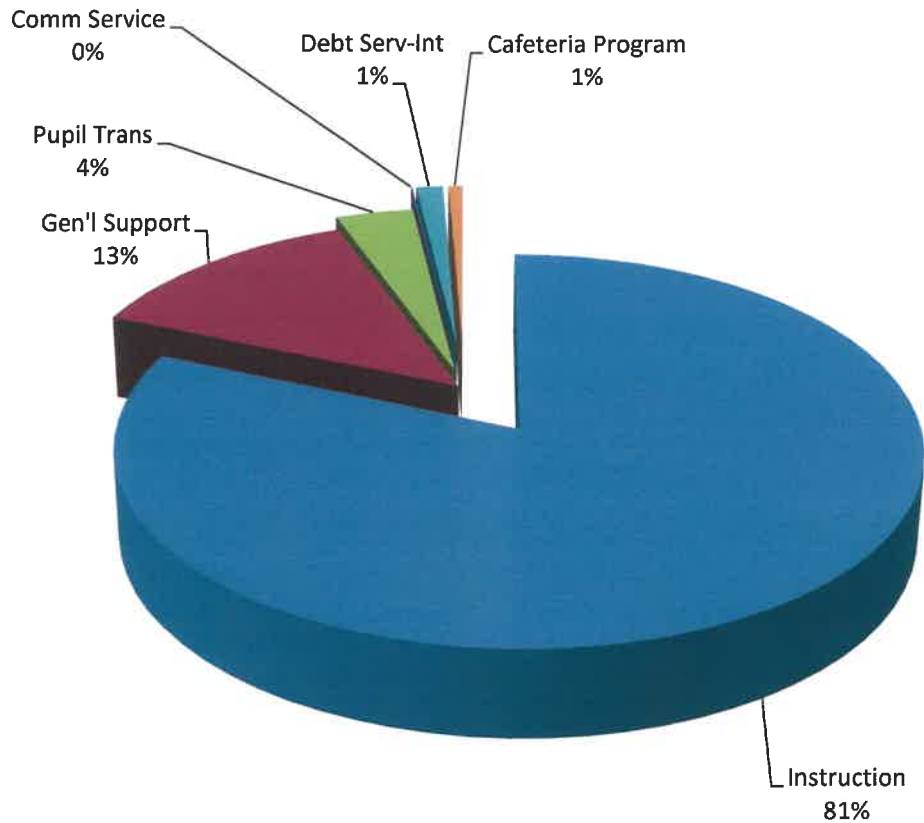


ARDSLEY UNION FREE SCHOOL DISTRICT
Management's Discuss and Analysis (MD&A)
June 30, 2021

Expenses increased a total of 3.325 million from 2020. The majority of the budget is comprised of salaries and benefits. These are contractual expenses. The District continues to share bus routes among the Quad Village whenever possible in order to control rising transportation costs for all the districts. Managing the Quad Village transportation has allowed the District to offset some of the administrative costs associated with running a transportation program.

Due to retiring debt in recent years the District paid \$0.049 million less in total debt service payments from the prior year. Special Education tuition payments for both BOCES and other out of district placements increased \$.594 million.

Figure A-2
Expenses for Fiscal Year 2021



ARDSLEY UNION FREE SCHOOL DISTRICT
Management's Discuss and Analysis (MD&A)
June 30, 2021

Fund Financial Statements

The fund financial statements provide more detailed information about the District's funds, focusing on its most significant or *major* funds.

A fund is a grouping of related accounts, and is used to maintain control over resources that have been segregated for specific activities or objectives. The District, like other state and local governments, uses fund accounting to ensure and demonstrate compliance with finance related legal requirements. The District establishes other funds to control and manage money for particular purposes (such as repaying its long-term debts) or to show that it is properly using certain revenues (such as federal grants). All of the funds of the District can be divided into two categories; governmental funds, and fiduciary funds.

- ***Governmental Funds:*** All of the District's services are reported in governmental funds. Governmental fund reporting focuses on showing how money flows into and out of funds, and the balances left at year-end that are available for spending. They are reported using the modified accrual method of accounting, which measures cash and all other financial assets that can readily be converted into cash. The governmental fund statements provide a detailed short-term view of the District's operations and the services it provides. Governmental fund information helps the reader determine whether there are more or fewer financial resources available to be spent in the near future to finance the District's programs. Because this information does not encompass the additional long-term focus of the District-wide statements, additional information at the bottom of the governmental funds statements explains the relationship (or differences) between them.

- ***Fiduciary Funds:*** The District is the trustee, or *fiduciary*, for assets that belong to others, such as the scholarship fund and the student activities funds. The District is responsible for ensuring that the assets reported in these funds are used only for their intended purposes and by those to whom the assets belong. The District excludes these activities from the District-wide financial statements because it cannot use these assets to finance its operations.

ARDSLEY UNION FREE SCHOOL DISTRICT
 Management's Discuss and Analysis (MD&A)
 June 30, 2021

Fund Financial Analysis (District Funds)

The District's governmental funds, as presented on the balance sheet, reported a combined fund balance of \$22.889 million. The schedule below indicates the fund balance and the total change in fund balance by fund type as of June 30, 2021 and 2020:

	2021 Fund	2020 Fund	Increase
	Balance	Balance Restated	(Decrease)
General	\$ 21,200,572	\$ 20,570,892	\$ 629,680
School Lunch	453,897	473,958	(20,061)
Special Aid	-	-	-
Debt Service	544,742	495,559	49,183
Special Misc.	44,582	45,348	(766)
Capital	644,938	1,492,549	(847,611)
	<u>\$ 22,888,731</u>	<u>\$ 23,078,306</u>	<u>\$ (189,575)</u>

Governmental Funds

The focus of the District's *governmental funds* is to provide information on near-term inflows, outflows and balances of *spendable* resources. Such information is useful in assessing the District's financing requirements. In particular, *unreserved fund balance* may serve as a useful measure of a government's net resources available for spending at the end of the fiscal year.

At the end of the current fiscal year, the District's governmental funds reported combined fund balances of 22.889 million. Of this amount, \$2.993 million constitutes *unassigned fund balance*. The *unassigned fund balance* is available for spending at the District's discretion. \$2.951 million of the *assigned fund balance* is being used to offset the tax levy and the remaining assigned fund balance is associated with the Cafeteria and Capital Funds. The remainder of fund balance is *restricted* and not available for new spending because it has already been committed. The *restricted fund balances* include a reserve for employee benefits accrued liability of \$1.384 million, a reserve for retirement contributions (ERS) of \$3.921 million, a reserve for retirement contributions (TRS) of \$0.930 million a reserve for tax certiorari of \$4.908 million, a reserve for unemployment insurance of \$.250 million, and a reserve for capital projects of \$3.849 million and a reserve for debt service of .545 million.

ARDSLEY UNION FREE SCHOOL DISTRICT
 Management's Discuss and Analysis (MD&A)
 June 30, 2021

The table below summarizes the various factors and financial issues which affected the District this year.

Budget Fluctuation Factors

<u>Revenues:</u>	<u>Description</u>
Non-Property Taxes	Sales tax higher than expected
Day School Tuition-Other Districts	Decrease in students from other Districts
Day School Tuition-Individuals	Reduction in non-resident tuition students
Transportation	Recognized revenue by using District buses to share special education runs with Quad Village districts.
Other Charges	The District did not run the recreational camp and after school programs during the 2020-2021 year as a result of COVID.
Interest & Earnings	Decrease in interest income as a result of declining rates
Facilities	Decrease in use of facilities as a result of COVID restrictions
 <u>Expenditures:</u>	
Legal	District legal costs came in higher than anticipated
Transportation	Shared bus routes within the Quad Village mitigates individual District's rising transportation costs
Operation of Plant	Increase in cleaning costs as a result of COVID and prevailing wage increases. Increases in utility costs for both electricity and natural gas.
Retirement Incentive	Eight staff members took advantage of the retirement incentive
Special Education	Increase in out of district tuition costs

ARDSLEY UNION FREE SCHOOL DISTRICT
Management's Discuss and Analysis (MD&A)
June 30, 2021

General Fund

The tables that follow assist in illustrating the financial activities and balances of the General Fund.

Revenues (in thousands)			
	2021	2020	Percentage
	Amount	Amount	Change
Taxes	\$ 55,027	\$ 53,069	3.7%
Use of Money & Property	97	415	-76.6%
State/Federal Sources	7,045	6,868	2.6%
Other	7,273	8,264	-12.0%
	\$ 69,442	\$ 68,616	1.2%

(Note: Totals may not add due to rounding)

The property tax revenue is up 3.7%. Uses of Money and Property earnings are down by 76.6%. State and Federal Aid increased by 2.6%.

Expenses by Object (in thousands)			
	2021	2020	Percentage
	Amount	Amount	Change
Salaries and Wages	\$ 37,987	\$ 38,085	-0.26%
Employee Benefits	14,264	13,871	2.83%
Purchased Services	8,214	5,397	52.20%
Equipment	453	559	-18.96%
Supplies	862	624	38.14%
BOCES	2,358	2,185	7.92%
Debt Service	4,473	4,903	-8.77%
Miscellaneous	203	1,315	-84.56%
	\$ 68,814	\$ 66,939	2.80%

The expenditures are up \$1.875 million or 2.80% from the prior year. Note that the increase in Purchased Services expenses is higher by 52.2%. Contractual salaries and employee benefits continue to make up a significant portion of the annual expenditure budget representing 76% of the total expenditures.

ARDSLEY UNION FREE SCHOOL DISTRICT
 Management's Discuss and Analysis (MD&A)
 June 30, 2021

General Fund Budget Information

The District's budget is prepared in accordance with New York State Law and is based on the modified accrual basis of accounting, utilizing cash receipts, disbursements, and encumbrances. The most significant budgeted fund is the General Fund.

Revenues received were under the final budget by \$5.013 million, which is about 6%. This comprised of Appropriated Reserves and Designated Fund Balance of the prior year.

Expenditures were \$5.182 million less than the final budget. Cost savings in general support, instruction, pupil transportation and insurance contributed to a positive variance which enabled the District to offset an increase to the tax certiorari reserve and the reserve for retirement contributions.

The District budget development begins in Mid-October each year. After updating changes in revenue and expenditure assumptions, the operating budget begins at the school and department level. The department budgets are reviewed periodically to ensure management becomes aware of any significant variations during the year.

Capital Assets

At June 30, 2021, the District had \$63.201 million net of accumulated depreciation invested in a broad range of capital assets, including land, buildings and improvements, machinery and equipment and construction-in-progress.

The District's capital assets (net of accumulated depreciation) as of June 30, 2021, are as follows:

Asset Description	2021	2020
Land	\$ 1,179,121	\$ 1,179,121
Buildings and Improvements	45,610,383	47,324,345
Furniture and Equipment	1,242,347	1,200,733
Construction in Progress	<u>14,344,517</u>	<u>13,496,906</u>
	<u>\$ 62,376,368</u>	<u>\$ 63,201,105</u>

(Note: Totals may not add due to rounding)

More detailed information about the District's capital assets is presented in Note 7 to the financial statements.

ARDSLEY UNION FREE SCHOOL DISTRICT
Management's Discuss and Analysis (MD&A)
June 30, 2021

Debt

At June 30, 2021, the School District had \$101.406 million in general obligation and other long-term debt outstanding as follows:

	June 30	
	2021	2020
Bonds Payable	\$ 29,100,000	\$ 32,470,000
Plus: Unamortized Bond Premium	906,969	977,755
Installment Purchase Debt	140,100	48,681
Other Post Employment Benefits		
Obligation Payable	71,202,098	59,780,754
Compensated Absences	56,684	50,405
Total	\$ 101,405,851	\$ 93,327,595

More detailed information about the District's long-term liabilities is presented in Note 9 to the financial statements.

Under current State statutes, the District's general obligation bonded debt issues are subject to a legal limitation based on the total full value of real property. At June 30, 2021, the District's general obligation debt was approximately 11% of its total debt limit.


Factors Bearing on the District's Future

At the time these financial statements were prepared and audited, the District was aware of existing circumstances that could significantly affect its fiscal impact in the future. The District must comply and budget within the Tax Cap freeze, Affordable Health Care regulations and all unfunded mandates established by the New York State Education Department. The District works with the Town of Greenburgh to stay apprised on pending tax certioraris. The District will continue to monitor changes in enrollment on an on-going basis.

Contact the District's Financial Management

It is the intent of this report to provide the District's citizens, taxpayers, customers, investors, and creditors with a general overview of the District's finances and to demonstrate the District's accountability for the funds it receives. Questions concerning any of the information provided in this report or requests for additional financial information should be addressed to the following:

Ardsley Union Free School District
Attn: Ms. Cheri Rosenblatt
Assistant Superintendent for Business, Facilities & Operations
500 Farm Road
Ardsley, NY 10502



INDEPENDENT AUDITOR'S REPORT

To the Board of Education
 Ardsley Union Free School District
 Ardsley, New York

We have audited the accompanying financial statements of the governmental activities, each major fund and the aggregate remaining fund information of the Ardsley Union Free School District (the District) as of and for the year ended June 30, 2021, and the related notes to the financial statements, which collectively comprise the District's basic financial statements as listed in the table of contents.

Management's Responsibility for the Financial Statements

Management is responsible for the preparation and fair presentation of these financial statements in accordance with accounting principles generally accepted in the United States of America; this includes the design, implementation, and maintenance of internal control relevant to the preparation and fair presentation of financial statements that are free from material misstatement, whether due to fraud or error.

Auditor's Responsibility

Our responsibility is to express opinions on these basic financial statements based on our audit. We conducted our audit in accordance with auditing standards generally accepted in the United States of America and the standards applicable to financial audits contained in *Government Auditing Standards*, issued by the Comptroller General of the United States. Those standards require that we plan and perform the audit to obtain reasonable assurance about whether the basic financial statements are free of material misstatement.

An audit involves performing procedures to obtain audit evidence about the amounts and disclosures in the financial statements. The procedures selected depend on the auditor's judgment, including the assessment of the risks of material misstatement of the financial statements, whether due to fraud or error. In making those risk assessments, the auditor considers internal control relevant to the entity's preparation and fair presentation of the financial statements in order to design audit procedures that are appropriate in the circumstances, but not for the purpose of expressing an opinion on the effectiveness of the entity's internal control. Accordingly, we express no such opinion. An audit also includes evaluating the appropriateness of accounting policies used and the reasonableness of significant accounting estimates made by management, as well as evaluating the overall presentation of the financial statements.

ARDSLEY UNION FREE SCHOOL DISTRICT
INDEPENDENT AUDITOR'S REPORT (CONTINUED)

We believe that the audit evidence we have obtained is sufficient and appropriate to provide a basis for our audit opinions.

Opinions

In our opinion, the financial statements referred to above present fairly in all material respects, the respective financial position of the government activities, each major fund, and the aggregate remaining fund information of the Ardsley Union Free School District as of June 30, 2021, and the respective changes in financial position, and, where applicable, cash flows thereof for the year then ended in accordance with accounting principles generally accepted in the United States of America.

Other Matters

Required Supplementary Information

Accounting principles generally accepted in the United States of America require that the management's discussion and analysis, revenues, expenditures – budget and actual, funding progress for other post-employment benefits, local government's proportionate share of net pension liability for New York State Employees' Retirement System, schedule of local government's contributions for the New York State Employees' Retirement System, schedule of local government's proportionate share of net pension liability for New York State Teachers' Retirement System and schedule of local government's contributions for the New York State Teachers' Retirement System as listed in the table of contents be presented to supplement the basic financial statements. Such information, although not a part of the basic financial statements, is required by the Governmental Accounting Standards Board, who considers it to be an essential part of financial reporting for placing the basic financial statements in an appropriate operational, economic, or historical context. We have applied certain limited procedures to the required supplementary information in accordance with auditing standards generally accepted in the United States of America, which consisted of inquiries of management about the methods of preparing the information and comparing the information for consistency with management's responses to our inquiries, the basic financial statements, and other knowledge we obtained during our audit of the basic financial statements. We do not express an opinion or provide any assurance on the information because the limited procedures do not provide us with sufficient evidence to express an opinion or provide any assurance.

Other Information

Our audit was conducted for the purpose of forming opinions on the financial statements that collectively comprise the Ardsley Union Free School District's basic financial statements. The supplemental schedules listed in the Table of Contents are presented for purposes of additional analysis and are not a required part of the basic financial statements.

The supplemental schedules listed in the table of contents are the responsibility of management and were derived from and relate directly to the underlying accounting and other records used to prepare the basic financial statements. Such information has been subjected to the auditing procedures applied in the audit of the basic financial statements and certain additional procedures, including comparing and reconciling such information directly to the underlying accounting and other records used to prepare the basic financial statements or to the basic financial statements themselves, and other additional procedures in

ARDSLEY UNION FREE SCHOOL DISTRICT
INDEPENDENT AUDITOR'S REPORT (CONTINUED)

accordance with auditing standards generally accepted in the United States of America. In our opinion, the combining and individual non-major fund financial statements are fairly stated, in all material respects, in relation to the basic financial statements as a whole.

The Schedule of Change from Adopted Budget to Final Budget and Section 1318 Real Property Tax Law Limit Calculation, Schedule of Project Expenditures-Capital Projects Fund, and the Schedule of Net Investment in Capital assets, Net Related Debt have not been subject to the auditing procedures applied in the audit of the basic financial statements and, accordingly, we do not express an opinion or provide any assurance on them.

A prior period adjustment was reflected the adoption of GASB 84, Net, see Note 15.

Change in Accounting Principle

As discussed in Note 2 to the financial statement, in 2021 the District adopted new accounting guidance GASB No. 84, *Fiduciary Activities*. Our opinion is not modified with respect to this matter.

Other Reporting by Government Auditing Standards

In accordance with *Government Auditing Standards*, we have also issued our report dated October 5, 2021 on our consideration of the Ardsley Union Free School District's internal control over financial reporting and on our tests of its compliance with certain provisions of laws, regulations, contracts, grant agreements, and other matters. The purpose of that report is to describe the scope of our testing of internal control over financial reporting and compliance and the results of that testing and not to provide an opinion on the internal control over financial reporting or on compliance. That report is an integral part of an audit performed in accordance with *Government Auditing Standards* in considering Ardsley Union Free School District's internal control over financial reporting and compliance.

Richlin, Torchia, Allen + Churchill, LLP, P.C.

Hudson, New York
October 5, 2021

ARDSLEY UNION FREE SCHOOL DISTRICT
STATEMENT OF NET POSITION
JUNE 30, 2021

ASSETS

Cash:		
Unrestricted	\$	5,415,297
Restricted		14,460,761
Investments:		
Unrestricted		10,482,648
Restricted		902,208
Receivables:		
Taxes		-
State and Federal Aid		1,157,146
Due from Other Governments		418,149
Due from Fiduciary Funds		-
Other		85,958
Inventories		-
Deferred Expenditures		-
Prepaid Expenditure		13,769
Capital Assets, Net		62,376,370
Net Pension Asset-Proportionate Share		-
		<hr/>
Total Assets		95,312,307

DEFERRED OUTFLOWS OF RESOURCES

Deferred Outflows - Pension	11,518,920
Deferred Outflows - OPEB	9,395,123
Deferred Outflows - Contributions Post Measurement	3,569,672
Defeasance Loss	-
	<hr/>
Total Deferred Outflows of Resources	24,483,715

LIABILITIES

Payables:		
Accounts Payable	\$	522,128
Accrued Liabilities		406,875
Due to Other Governments		1,406
Due to Fiduciary Funds		-
Bond Interest and Matured Bonds		166,294
Notes Payable:		
Tax Anticipation		-
Revenue Anticipation		-
Bond Anticipation		4,994,393
Deferred Credits:		
Overpayments and Collections in Advance		-
Deferred Revenues - Other		-
Deferred Revenues - Planned Balance		-
Long-Term Liabilities:		
Due and Payable Within One Year:		
Bonds Payable		3,365,000
Installment Purchase Debt Payable		48,681
Due to Teachers' Retirement System		3,360,589
Due to Employees' Retirement System		209,083
Compensated Absences Payable		17,138
Other Post Employment Benefits Payable		-
Other Liabilities		-
Due and Payable After One Year:		
Bonds Payable		25,735,000
BANs Refinanced on a Long-Term Basis		-
Installment Purchase Debt Payable		91,419
Due to Teachers' Retirement System		-
Due to Employees' Retirement System		-
Compensated Absences Payable		39,546
Other Post Employment Benefits Payable		71,202,098
Net Pension Liability-Proportionate Share		5,272,520
Other Liabilities		4,547
Total Liabilities		<hr/> 115,436,718

DEFERRED INFLOWS OF RESOURCES

Deferred Revenue - Other	1,455,151
Deferred Revenue - OPEB	13,959,462
Deferred Revenue - Pension	1,188,048
	<hr/>
Total Deferred Inflows of Resources	16,602,661

NET POSITION

Net Investment in Capital Assets	32,229,302
Restricted	
Debt Service	544,741
Capital	3,848,800
Other Legal Restrictions (Specify)	11,392,954
Unrestricted	<hr/> (60,259,155)
	<hr/>
Total Net Position	\$ (12,243,357)

Note: Totals may not add due to rounding.

See independent auditor's report and notes to the financial statements.

ARDSLEY UNION FREE SCHOOL DISTRICT
STATEMENT OF ACTIVITIES AND CHANGES IN NET POSITION
FOR THE YEAR ENDED JUNE 30, 2021

	Expenses	Indirect Expenses Allocation	Program Revenues		Net (Expense) Revenue and Changes in Net Position
			Charges for Services	Operating Grants	
FUNCTIONS/PROGRAMS					
General Support	\$ 6,845,104	\$ 2,921,609	\$ -	\$ -	\$ 9,766,713
Instruction	41,107,057	20,270,860	(2,807,620)	(1,111,161)	57,459,136
Pupil Transportation	2,157,616	519,414	-	-	2,677,030
Community Service	39,287	11,790	-	-	51,077
Employee Benefits	21,770,151	(21,770,151)	-	-	-
Debt Service	937,037	-	(677)	-	936,360
Other Expenses	6,100	-	-	(5,334)	766
Cafeteria Program	445,049	79,938	(66,017)	(358,971)	99,999
Depreciation	2,033,460	(2,033,460)	-	-	-
Total Functions and Programs	<u>75,340,861</u>	<u>-</u>	<u>(2,874,314)</u>	<u>(1,475,467)</u>	<u>70,991,080</u>
GENERAL REVENUES					
Real Property Taxes					55,026,786
Other Tax Items					3,326,932
Non Property Taxes					769,840
Use of Money and Property					96,975
Sale of Property and Compensation for Loss					1,237
Miscellaneous					294,662
Interfund Revenue					-
State Sources					6,950,859
Federal Sources					72,010
Medicaid Reimbursement					21,569
Premium on Issuance of Refunding Net of Cost					<u>-</u>
Total General Revenues					<u>66,560,870</u>
Change in Net Position					(4,430,209)
Rounding					(6)
Total Net Position - Beginning of Year					<u>(7,861,493)</u>
Prior Period Adjustment - See Note 15					<u>48,351</u>
Total Net Position - Beginning of Year, as Restated					<u>(7,813,148)</u>
Total Net Position - End of Year					<u>\$ (12,243,357)</u>

Note: Totals may not add due to rounding.

See independent auditor's report and notes to the financial statements.

ARDSLEY UNION FREE SCHOOL DISTRICT
BALANCE SHEET - GOVERNMENTAL FUNDS
JUNE 30, 2021

	General	Non-Major	Governmental Funds
ASSETS			
Cash:			
Unrestricted	\$ 4,893,791	\$ 521,507	\$ 5,415,297
Restricted	14,339,546	121,215	14,460,761
Investments:			
Unrestricted	3,841,592	6,641,056	10,482,648
Restricted	902,208	-	902,208
Receivables:			
Taxes	-	-	-
Due from Other Funds	1,120,648	423,527	1,544,175
State and Federal Aid	545,338	611,808	1,157,146
Due from Other Governments	418,149	-	418,149
Other, Net of Allowance	85,908	50	85,958
Inventories	-	-	-
Deferred Expenditures	-	-	-
Prepaid Expenditures	13,769	-	13,769
Capital Assets, Net	-	-	-
Total Assets	\$ 26,160,950	\$ 8,319,162	\$ 34,480,112
LIABILITIES			
Payables:			
Accounts Payable	\$ 485,935	\$ 36,193	\$ 522,128
Accrued Liabilities	403,138	3,737	406,875
Due to Other Funds	-	1,544,175	1,544,175
Due to Other Governments	1,233	173	1,406
Retainage Payable	-	-	-
Bond Interest and Matured Bonds	-	-	-
Notes Payable:			
Tax Anticipation	-	-	-
Revenue Anticipation	-	-	-
Bond Anticipation	-	4,994,393	4,994,393
Unearned Credits:			
Overpayments and Collections in Advance	-	-	-
Planned Balance	-	-	-
Long-Term Liabilities:			
Due to Teachers' Retirement System	3,360,589	-	3,360,589
Due to Employees' Retirement System	209,083	-	209,083
Compensated Absences Payable	-	-	-
Other Post Employment Benefits Payable	-	-	-
Judgments & Claims Payable	-	-	-
Other Liabilities	4,547	-	4,547
Total Liabilities	4,464,526	6,578,671	11,043,197
DEFERRED INFLOWS OF RESOURCES			
Deferred Revenue	495,851	52,332	548,183
Sale of Future Revenues	-	-	-
Total Deferred Inflows of Resources	495,851	52,332	548,183
FUND BALANCES			
Non-Spendable	13,769	-	13,769
Restricted	15,241,754	544,741	15,786,495
Committed	-	-	-
Assigned	2,951,588	1,143,418	4,095,007
Unassigned	2,993,461	-	2,993,461
Total Fund Balances	21,200,572	1,688,160	22,888,732
Total Liabilities and Fund Balances	\$ 26,160,950	\$ 8,319,162	\$ 34,480,112

Note: Totals may not add due to rounding.

See independent auditor's report and notes to the financial statements.

ARDSLEY UNION FREE SCHOOL DISTRICT
STATEMENT OF REVENUES, EXPENDITURES AND
CHANGES IN FUND BALANCES - GOVERNMENTAL FUNDS
FOR THE YEAR ENDED JUNE 30, 2021

	General	Non-Major	Governmental Funds
REVENUES			
Real Property Taxes	\$ 55,026,786	\$ -	\$ 55,026,786
Other Tax Items	3,326,932	-	3,326,932
Nonproperty Taxes	769,840	-	769,840
Charges for Services	2,879,630	-	2,879,630
Use of Money and Property	96,975	677	97,652
Sale of Property and Compensation for Loss	1,237	-	1,237
Miscellaneous	294,662	35,302	329,964
Interfund Revenue	-	-	-
State Sources	6,950,859	502,921	7,453,780
Medicaid Reimbursement	21,569	-	21,569
Federal Sources	72,010	868,351	940,361
Surplus Food	-	26,850	26,850
Sales - School Lunch	-	36,049	36,049
Total Revenues	<u>69,440,501</u>	<u>1,470,151</u>	<u>70,910,652</u>
EXPENDITURES			
General Support	6,845,104	-	6,845,104
Instruction	40,248,457	1,219,713	41,468,170
Pupil Transportation	2,128,148	29,468	2,157,616
Community Service	39,287	-	39,287
Employee Benefits	14,869,660	-	14,869,660
Debt Service:			
Principal	-	3,453,708	3,453,708
Interest	-	1,019,427	1,019,427
Cost of Sales	-	445,049	445,049
Other Expenditures	-	6,100	6,100
Capital Outlay	-	847,611	847,611
Total Expenditures	<u>64,130,656</u>	<u>7,021,076</u>	<u>71,151,732</u>
Excess (Deficiency) of Revenues Over Expenditures	<u>5,309,844</u>	<u>(5,550,925)</u>	<u>(241,081)</u>
OTHER FINANCING SOURCES AND USES			
Proceeds from Bonds	-	-	-
Premium on Issuance of Bonds	-	48,506	48,506
Operating Transfers In	-	4,683,165	4,683,165
Operating Transfers (Out)	(4,683,165)	-	(4,683,165)
Payment to Refunded Bond Escrow Agent	-	-	-
Cost of Refunding Bond Issuance	-	-	-
Total Other Sources (Uses)	<u>(4,683,165)</u>	<u>4,731,671</u>	<u>48,506</u>
Excess (Deficiency) of Revenues and Other Sources Over Expenditures and Other Uses	626,680	(819,255)	(192,575)
Fund Balances - Beginning of Year, Restated	<u>20,573,892</u>	<u>2,507,414</u>	<u>23,081,306</u>
Fund Balances - End of Year	<u>\$ 21,200,572</u>	<u>\$ 1,688,159</u>	<u>\$ 22,888,731</u>

Note: Totals may not add due to rounding.

See independent auditor's report and notes to the financial statements.

ARDSLEY UNION FREE SCHOOL DISTRICT
RECONCILIATION OF GOVERNMENTAL FUNDS
BALANCE SHEET TO THE STATEMENT OF NET POSITION
JUNE 30, 2021

Fund Balances (Deficit) - Total Governmental Funds \$ 22,888,732

Amounts reported for Governmental Activities in the Statement of Net Position are:

Capital assets, net of accumulated depreciation, used in Governmental Activities are not current financial resources and, therefore, are not reported in the funds.

Total Historical Cost	\$102,612,734	
Less Accumulated Depreciation	<u>(40,236,363)</u>	62,376,371

The School District's proportionate share of the Teacher and Employee Retirement Systems' collective net pension asset or (liability) is not reported in the funds.

TRS Net Pension Liability - Proportionate Share	\$ (5,258,673)	
ERS Net Pension Liability - Proportionate Share	<u>(13,847)</u>	(5,272,520)

Deferred outflows of resources, including deferred charges on defeased debt, OPEB, and pensions, represents a consumption of net position that applies to future periods and, therefore, is not reported in the funds. Deferred inflows of resources, including OPEB, and pensions, represents an acquisition of net position that applies to future periods and, therefore, is not reported in the funds.

ERS Deferred Outflows of Resources - Pension	\$ -	
ERS Deferred Outflows of Resources - Contribution Post Measurement	209,083	
ERS Deferred Inflows of Resources - Pension	(1,188,048)	
TRS Deferred Outflows of Resources - Pension	11,518,920	
TRS Deferred Outflows of Resources - Contribution Post Measurement	3,360,589	
TRS Deferred Inflows of Resources - Pension	-	
Deferred Outflows of Resources - OPEB	9,395,123	
Deferred inflows of Resources - OPEB	<u>(13,959,462)</u>	9,336,205

Long-term liabilities, including bonds payable, compensated absences, and amounts due for other post-employment employee benefits, are not due and payable in the current period and, therefore, are not reported in the funds.

Bonds Payable	\$ (29,100,000)	
Unamortized Bond Premium	(906,968)	
Installment Purchase Debt	(140,100)	
Long-Term Compensated Absences	(56,684)	
Other Post-Employment Benefits Liabilities	<u>(71,202,098)</u>	(101,405,850)

Interest is accrued on outstanding balances of debt obligations in the District-wide financial statements.

Accrued Interest on Long-Term Debt		<u>(166,294)</u>
------------------------------------	--	------------------

Net Position (Deficit) of Governmental Activities \$ (12,243,356)

See independent auditor's report and notes to the financial statements.

ARDSLEY UNION FREE SCHOOL DISTRICT
RECONCILIATION OF NET CHANGE IN GOVERNMENTAL FUND
BALANCES TO GOVERNMENTAL ACTIVITIES CHANGE IN NET POSITION
JUNE 30, 2020

Total net changes in fund balances - governmental funds \$ (192,575)

Amounts reported for governmental *activities* in the Statement of Activities are different because:

Capital outlays to purchase or build capital assets are reported in governmental funds as expenditures. However, for governmental activities, those costs are shown in the statement and allocated over their estimated useful lives as annual depreciation expenses in the Statement of Activities. This is the amount by which depreciation exceeds capital outlays in the period.

Depreciation Expense	\$ (2,033,460)		
Capital Outlays	1,208,724		
Loss on Disposition	<u>-</u>		(824,736)

In the Statement of Activities, certain operating expenses--compensated absences (vacations), the Post Employment Benefits and special termination benefits (early retirement) and retirees' health insurance--are measured by the amounts *earned* during the year. In the governmental funds, however, expenditures for these items are measured by the amount of financial resources used (essentially, the amounts actually *paid*). (3,121,312)

Issuance of bond principal is a revenue in the governmental funds, but it increases long-term liabilities in the Statement of Net Position and does not affect the Statement of Activities. (175,127)

Premium received on bond results are recognized as a decrease in liability on bond on the entity-wide statements. -

Amortization of the premium received on bond results in increase on the liability in the entity-wide statements. 70,786

Repayment of bond principal is an expenditure in the governmental funds, but it reduces long-term liabilities in the Statement of Net Position and does not affect the Statement of Activities. 3,286,292

Capitalized prepaid cost paid at bond refinancing amortized annually on entity-wide statements -

Interest on long-term debt in the Statement of Activities differs from the amount reported in the governmental funds because interest is recorded as an expenditure in the funds when it is due, and thus requires the use of current financial resources. In the Statement of Activities, however, interest expense is recognized as the interest accrues, regardless of when it is due. The additional interest reported in the Statement of Activities is the result of accrued interest on bonds, leases, and contracts payable. 11,672

(Increase) decrease in proportionate share of net pension asset/liability reported in the Statement of Activities do not provide for or require the use of current financial resources and therefore are not reported as revenues or expenditures in the governmental funds.

Teachers' Retirement System		(3,847,670)	
Employees' Retirement System		<u>362,460</u>	

Change in net position of governmental activities. \$ (4,430,210)

Note: Totals may not add due to rounding.

See independent auditor's report and notes to the financial statements.

ARDSLEY UNION FREE SCHOOL DISTRICT
STATEMENT OF FIDUCIARY NET POSITION
JUNE 30, 2021

	<u>Custodial</u>
ASSETS	
Cash	\$ 120,306
Accounts Receivable	-
Due from Other Funds	-
Prepaid Expenditures	-
	<hr/>
Total Assets	\$ 120,306
LIABILITIES	
Due to Other Funds	\$ -
Other Liabilities	-
	<hr/>
Total Liabilities	\$ -
NET POSITION	
Other Custodial Activities	\$ 120,306
	<hr/>

STATEMENT OF CHANGES IN FIDUCIARY NET POSITION
FOR THE YEAR ENDED JUNE 30, 2021

	<u>Custodial</u>
ADDITIONS:	
Contributions	\$ 96,397
Interest	14
Total Additions	<hr/> 96,411
DEDUCTIONS:	
Other Custodial Activities	<hr/> 117,143
Change in Net Position	<hr/> (20,732)
Net Position - Beginning of Year	-
Prior Period Adjustment - See Note 15	<hr/> 141,038
Net Position - Beginning of Year, as Restated	<hr/> 141,038
Net Position - End of Year	<hr/> \$ 120,306

Note: Totals may not add due to rounding.

See independent auditor's report and notes to the financial statements.

ARDSLEY UNION FREE SCHOOL DISTRICT

NOTES TO THE FINANCIAL STATEMENTS

JUNE 30, 2021

NOTE 1 – SUMMARY OF CERTAIN SIGNIFICANT ACCOUNTING POLICIES:

The financial statements of the Ardsley Union Free School District (the “District”) have been prepared in conformity with generally accepted accounting principles (GAAP) as applied to governmental units. Those principles are prescribed by the Governmental Accounting Standards Board (GASB), which is the accepted standard-setting body for establishing governmental accounting and financial reporting principles.

Certain significant accounting principles utilized by the District are described below:

A. Reporting Entity:

The District is governed by the laws of New York State. The District is an independent entity governed by an elected Board of Education consisting of five members. The President of the Board serves as the chief fiscal officer and the Superintendent is the chief executive officer. The Board is responsible for, and controls all activities related to public school education within the District. Board members have authority to make decisions, power to appoint management, and primary accountability for all fiscal matters.

The reporting entity of the District is based upon criteria set forth by GASB Statement 14, *The Financial Reporting Entity*, as Amended by GASB Statement 39, *Component Units and GASB 61, The Financial Reporting Entity: Omnibus an Amendment of GASB No. 14 and No 39* and GASB 80, *Blending Requirements for Certain Component Units an amendment of GASB Statement No. 14*. The financial reporting entity consists of the primary government, organizations for which the primary government is financially accountable and other organizations for which the nature and significance of their relationship with the primary government are such that exclusion would cause the reporting entity’s financial statements to be misleading or incomplete.

The accompanying financial statements present the activities of the District and its component unit and other organizational entities determined to be includable in the District’s financial reporting entity. The District is not a component unit of another reporting entity. The decision to include a potential component unit in the District’s reporting entity is based on several criteria, including legal standing, fiscal dependency, and financial accountability. Based on the application of these criteria, the following is a brief description of certain entities included in the District’s reporting entity.

-- Extraclassroom Activity Funds:

The Extraclassroom Activity Funds of the District represent funds of the students of the District. The Board of Education exercises general oversight of these funds. The Extraclassroom Activity Funds are independent of the District with respect to its financial transactions and the designation of student management. Separate audited financial statements (cash basis) of the Extraclassroom Activity Funds can be found at the District’s business office. The District accounts for assets held as an agent for various student organizations in an custodial fund.

See independent auditor’s report.

ARDSLEY UNION FREE SCHOOL DISTRICT
NOTES TO THE FINANCIAL STATEMENTS (CONTINUED)

JUNE 30, 2021

NOTE 1 – SUMMARY OF CERTAIN SIGNIFICANT ACCOUNTING POLICIES (CONTINUED):

B. Joint Venture:

The District is a component district in the Southern Westchester County Board of Cooperative Education Services (BOCES). A BOCES is a voluntary, cooperative association of school districts in a geographic area that shares planning, services, and programs that provide educational and support activities.

BOCES are organized under §1950 of the New York State Education Law. A BOCES Board is considered a corporate body. Members of a BOCES Board are nominated and elected by their component member boards in accordance with provisions of §1950 of the New York State Education Law. All BOCES property is held by the BOCES Board as a corporation (§1950(6)). In addition, BOCES Boards also are considered municipal corporations to permit them to contract with other municipalities on a cooperative basis under §119-n(a) of the New York State General Municipal Law.

A BOCES' budget is comprised of separate budgets for administrative, program and capital costs. Each component district's share of administrative and capital cost is determined by resident public school district enrollment, as defined in the New York State Education Law, §1950(4)(b)(7). In addition, component districts pay tuition or a service fee for programs in which its students participate.

During the year, the District was billed \$2,358,018 for BOCES administrative and program costs.

The District's share of BOCES aid amounted to \$661,437.

The basic financial statements for the BOCES are available from the BOCES administrative office.

C. Basis of Presentation:

I. District-Wide Statements:

The Statement of Net Position and the Statement of Activities present financial information about the District's governmental activities. These statements include the financial activities of the overall government in its entirety, except those that are fiduciary. Eliminations have been made to minimize the double counting of internal transactions. Governmental activities generally are financed through taxes, State aid, intergovernmental revenues, and other exchange and non-exchange transactions. Operating grants include operating-specific and discretionary (either operating or capital) grants, while the capital grants column reflects capital-specific grants.

See independent auditor's report.

ARDSLEY UNION FREE SCHOOL DISTRICT

NOTES TO THE FINANCIAL STATEMENTS (CONTINUED)

JUNE 30, 2021

NOTE 1 – SUMMARY OF CERTAIN SIGNIFICANT ACCOUNTING POLICIES (CONTINUED):

The Statement of Activities presents a comparison between direct expenses and program revenues for each function of the District's governmental activities. Direct expenses are those that are specifically associated with and are clearly identifiable to a particular function. Program revenues include charges paid by the recipients of goods or services offered by the programs, and grants and contributions that are restricted to meeting the operational or capital requirements of a particular program. Revenues that are not classified as program revenues, including all taxes, are presented as general revenues.

II. Fund Financial Statements:

The fund financial statements provide information about the District's funds, including fiduciary funds. Separate statements for each category (governmental and fiduciary) are presented. The emphasis of fund financial statements is on major governmental funds. All remaining governmental funds are aggregated and reported as non-major funds.

The District reports the following major governmental funds:

a. General Fund:

This is the District's primary operating fund. It accounts for all financial transactions that are not required to be accounted for in another fund.

The District reports the following non-major governmental funds:

a. Capital Projects Funds:

Capital Projects Funds are used to account for and report financial resources used for the acquisition, construction, or major repair of capital facilities. For these funds, each capital project is assessed to determine whether it is a major or non-major fund.

b. Special Revenue Funds:

Special revenue funds are used to account for the proceeds of specific revenue sources that are legally restricted to expenditure for specified purposes. Special revenue funds include the following funds:

1. Special Aid Fund – Special Aid Fund is used to account for special operating projects or programs supported in whole, or in part, with Federal funds or State or Local grants.
2. Cafeteria Fund – Cafeteria Fund is used to account for transactions of lunch, breakfast, and milk programs.

See independent auditor's report.

ARDSLEY UNION FREE SCHOOL DISTRICT

NOTES TO THE FINANCIAL STATEMENTS (CONTINUED)

JUNE 30, 2021

NOTE 1 – SUMMARY OF CERTAIN SIGNIFICANT ACCOUNTING POLICIES (CONTINUED):

3. Miscellaneous Special Revenue Fund - a special revenue fund used to account for and report those revenues that are restricted or committed to expenditures for specified purposes.

c. Debt Service Fund:

Debt Service Fund is used for the accumulation of resources and the payment of principal and interest on long-term general obligation debt of governmental activities.

d. Fiduciary Funds:

Fiduciary activities are those in which the District acts as trustee or agent for resources that belong to others. These activities are not included in the District-wide financial statements, because their resources do not belong to the District, and are not available to be used.

1. Custodial Funds: For fiduciary activities that are not required to be reported in pension and other employee benefit trust funds, investment trust funds or private-purpose trust funds.

D. Measurement Focus and Basis of Accounting:

Accounting and financial reporting treatment is determined by the applicable measurement focus and basis of accounting. Measurement focus indicates the type of resources being measured such as current financial resources or economic resources. The basis of accounting indicates the timing of transactions or events for recognition in the financial statements.

The District-wide and fiduciary fund financial statements are reported using the economic resources measurement focus and the accrual basis of accounting. Revenues are recorded when earned and expenses are recorded at the time liabilities are incurred, regardless of when the related cash transaction takes place. Non-exchange transactions, in which the District gives or receives value without directly receiving or giving equal value in exchange, include property taxes, grants, and donations. On an accrual basis, revenue from property taxes is recognized in the fiscal year for which the taxes are levied. Revenue from grants and donations is recognized in the fiscal year in which all eligibility requirements have been satisfied.

ARDSLEY UNION FREE SCHOOL DISTRICT

NOTES TO THE FINANCIAL STATEMENTS (CONTINUED)

JUNE 30, 2021

NOTE 1 – SUMMARY OF CERTAIN SIGNIFICANT ACCOUNTING POLICIES (CONTINUED):

The governmental fund statements are reported using the current financial resources measurement focus and the modified accrual basis of accounting. Under this method, revenues are recognized when measurable and available. The District considers all revenues reported in the governmental funds to be available if the revenues are collected within 365 days after the end of the fiscal year, including real property taxes.

Expenditures are recorded when the related fund liability is incurred, except for principal and interest on general long-term debt, claims and judgments, and compensated absences, which are recognized as expenditures to the extent they have matured. General capital asset acquisitions are reported as expenditures in governmental funds. Proceeds of general long-term debt and acquisitions under capital leases are reported as other financing sources.

E. Cash (and Cash Equivalents) and Investments:

The District's cash and cash equivalents consist of cash on hand, demand deposits, and short-term investments with original maturities of three months or less from date of acquisition. New York State law governs the District's investment policies. Resources must be deposited in FDIC-insured commercial banks or trust companies located within the State. Permissible investments include obligations of the United States Treasury, United States Agencies, repurchase agreements and obligations of New York State or its localities. Collateral is required for demand and time deposits and certificates of deposit not covered by FDIC insurance. Obligations that may be pledged as collateral are obligations of the United States and its agencies and obligations of the State and its municipalities and Districts. Investments are stated at fair value.

F. Property Taxes:

Real property taxes are levied annually by the Board of Education no later than September 1st, and become a lien on July 11th. Taxes are collected during the period September 1st to January 31st.

Uncollected real property taxes are subsequently enforced by the Town of Greenburgh in which the District is located. The Town of Greenburgh pays an amount representing uncollected real property taxes transmitted to the Town of Greenburgh for enforcement to the District no later than the following April 1.

G. Accounts Receivable:

An allowance for uncollectible accounts has been provided for certain amounts that may not be collectible within 365 days.

See independent auditor's report.

ARDSLEY UNION FREE SCHOOL DISTRICT
NOTES TO THE FINANCIAL STATEMENTS (CONTINUED)

JUNE 30, 2021

NOTE 1 – SUMMARY OF CERTAIN SIGNIFICANT ACCOUNTING POLICIES (CONTINUED):

H. Inventories and Prepaid Items:

Inventories of food in the Cafeteria Fund are recorded at cost on a first-in, first-out basis, or in the case of surplus food, at stated value that approximates market. Purchases of inventoriable items in other funds are recorded as expenditures at the time of purchase, and are considered immaterial in amount.

Prepaid items represent payments made by the District for which benefits extend beyond year-end. These payments to vendors reflect costs applicable to future accounting periods and are recorded as prepaid items in both the District-wide and fund financial statements. These items are reported as assets on the Statement of Net Position or balance sheet using the consumption method. A current asset for the prepaid amounts is recorded at the time of purchase and an expense/expenditure is reported in the year the goods or services are consumed.

A portion of the fund balance in the amount of these non-liquid assets (inventories and prepaid items) has been identified as not available for other subsequent expenditures.

I. Interfund Transactions:

The operations of the District include transactions between funds. These transactions may be temporary in nature, such as with interfund borrowings. The District typically loans resources between funds for the purpose of providing cash flow. These interfund receivables and payables are expected to be repaid within one year. Permanent transfers of funds include the transfer of expenditure and revenues to provide financing or other services.

In the District-wide statements, the amounts reported on the Statement of Net Position for interfund receivables and payables represent amounts due between different fund types (governmental activities and fiduciary funds). Eliminations have been made for all interfund receivables and payables between the funds, with the exception of those due from or to the fiduciary funds.

The governmental funds report all interfund transactions as originally recorded. Interfund receivables and payables may be netted on the accompanying governmental funds balance sheet when it is the District's practice to settle these amounts at a net balance based upon the right of legal offset.

Refer to Note 10 for a detailed disclosure by individual fund for interfund receivables, payables, expenditures and revenues activity.

ARDSLEY UNION FREE SCHOOL DISTRICT

NOTES TO THE FINANCIAL STATEMENTS (CONTINUED)

JUNE 30, 2021

NOTE 1 – SUMMARY OF CERTAIN SIGNIFICANT ACCOUNTING POLICIES (CONTINUED):

J. Other Assets/Restricted Assets:

Certain proceeds from serial bonds and bond anticipation notes, as well as resources set aside for their repayment, are classified as restricted assets in the District-wide financial statements and their use is limited by applicable bond covenants.

In the District-wide financial statements, bond issuance costs are capitalized and amortized over the life of the debt issue. In the funds statements these same costs are netted against bond proceeds and recognized in the period of issuance.

K. Capital Assets:

Capital assets are reported at actual cost for acquisitions. Donated assets are reported at estimated fair market value at the time received.

Capitalization thresholds (the dollar value above which asset acquisitions are added to the capital asset accounts), depreciation methods, and estimated useful lives of capital assets reported in the District-wide statements are as follows:

	Capitalization Threshold	Depreciation Method	Estimated Useful Life
Building Improvements	\$5,000	Straight-Line	20-50 Years
Machinery and Equipment	\$5,000	Straight-Line	5-20 Years

L. Deferred Outflows and Inflows of Resources:

In addition to assets, the Statement of Net Position will sometimes report a separate section for deferred outflows of resources. This separate financial statement element, deferred outflows of resources, represents a consumption of net position that applies to a future period so it will not be recognized as an outflow of resources (expense/expenditure) until then. The government has four items that qualify for reporting in this category. First is the deferred charge on refunding reported in the government-wide Statement of Net Position. A deferred charge on refunding results from the difference in the carrying value of refunded debt and its reacquisition price. This amount is deferred and amortized over the shorter of the life of the refunded or refunding debt. The second item is related to pensions reported in the District-wide Statement of Net Position. This represents the effect of the net change in the District's proportion of the collective net pension asset or liability and difference during the measurement period between the District's contributions and its proportion share of total contributions to the pension systems not included in pension expense. The third item is the District contributions to the pension systems (TRS and ERS Systems) subsequent to the measurement date. The fourth item is related to OPEB reported in district-wide Statement of Net Position. This represents the effect of the net changes of assumptions or other inputs.

See independent auditor's report.

ARDSLEY UNION FREE SCHOOL DISTRICT

NOTES TO THE FINANCIAL STATEMENTS (CONTINUED)

JUNE 30, 2021

NOTE 1 – SUMMARY OF CERTAIN SIGNIFICANT ACCOUNTING POLICIES (CONTINUED):

In addition to liabilities, the statement of net position will sometimes report a separate section for deferred inflows of resources. This separate financial statement element, deferred inflows of resources, represents an acquisition of net position that applies to a future period(s) and so will not be recognized as an inflow of resources (revenue) until that time. The District has three items that qualify for reporting in this category. The first item arises only under a modified accrual basis of accounting and is reported as unavailable revenue – property taxes. The second item is related to pensions reported in the District-wide Statement of Net Position. This represents the effect of the net change in the District's proportion of the collective net pension liability (ERS System) and difference during the measurement periods between the District's contributions and its proportionate share of total contributions to the pension systems not included in pension expense. The third item is related to OPEB reported in the district-wide Statement of Net Position. This represents the effect of the net changes of assumptions or other inputs.

M. Vested Employee Benefits:

The District employees (primarily twelve month staff) are granted vacation in varying amounts, based primarily on length of service and service position. Some earned benefits may be forfeited if not taken within varying time periods.

Under the terms of existing collective bargaining agreements, the District is required to compensate retiring employees for unused vacation leave. The District is not required to compensate employees for accumulated sick leave.

Consistent with GASB Statement 16, Accounting for Compensated Absences, an accrual for accumulated sick leave is included in the compensated absences liability in the District-wide financial statements. The compensated absences liability is calculated based on the pay rates in effect at year end.

In the funds statement only the amount of matured liabilities is accrued within the General Fund based upon expendable and available financial resources. These amounts are expensed on a pay-as-you-go basis.

N. Other Benefits:

District employees participate in the New York State Employees' Retirement System and the New York State Teachers' Retirement System.

In addition to providing pension benefits, the District provides health insurance coverage and survivor benefits for retired employees and their survivors in accordance with various employment contracts (subject to available health bank). Health insurance in retirement is paid for employees in accordance with their respective bargaining agreement or contract. Health care benefits are provided through plans whose premiums are based on the benefits paid during the year.

See independent auditor's report.

ARDSLEY UNION FREE SCHOOL DISTRICT

NOTES TO THE FINANCIAL STATEMENTS (CONTINUED)

JUNE 30, 2021

NOTE 1 – SUMMARY OF CERTAIN SIGNIFICANT ACCOUNTING POLICIES (CONTINUED):

Some costs of providing post-retirement benefits are shared between the District and the retired employee.

The District recognizes the cost of providing health insurance by recording its share of insurance premiums as an expenditure or operating transfer to other funds in the General Fund in the year paid.

O. Unearned Revenue:

Unearned revenues are reported when potential revenues do not meet both the measurable and available criteria for recognition in the current period. Unearned revenues also arise when resources are received by the District before it has legal claim to them, as when grant monies are received prior to the incidence of qualifying expenditures. In subsequent periods, when both recognition criteria are met, or when the District has legal claim to the resources, the liability for deferred revenues is removed and revenues are recorded.

P. Restricted Resources:

When an expense is incurred for purposes for which both restricted and unrestricted net assets are available, the District's policy concerning which to apply first varies with the intended use, and with associated legal requirements, many of which are described elsewhere in these Notes.

Q. Estimates:

The preparation of financial statements in conformity with accounting principles generally accepted in the United States of America requires management to make estimates and assumptions that affect the reported amount of assets and liabilities and disclosure of contingent assets and liabilities at the date of the financial statements and the reported revenues and expenses during the reporting period. Actual results could differ from those estimates. Estimates and assumptions are made in a variety of areas, including computation of encumbrances, compensated absences, potential contingent liabilities, and useful lives of long-lived assets.

R. Short-Term Debt:

The District may issue Revenue Anticipation Notes and Tax Anticipation Notes, in anticipation of the receipt of revenues. These notes are recorded as a liability of the fund that will actually receive the proceeds from the issuance of the notes. The RANs and TANs represent a liability that will be extinguished by the use of expendable, available resources of the fund.

The District may issue budget notes up to an amount not to exceed 5% of the amount of the annual budget during any fiscal year for expenditures for which an insufficient or no

See independent auditor's report.

ARDSLEY UNION FREE SCHOOL DISTRICT

NOTES TO THE FINANCIAL STATEMENTS (CONTINUED)

JUNE 30, 2021

NOTE 1 – SUMMARY OF CERTAIN SIGNIFICANT ACCOUNTING POLICIES (CONTINUED):

provision is made in the annual budget. The budget note must be repaid no later than the close of the second fiscal year succeeding the year in which the note was issued.

The District may issue Bond Anticipation Notes, in anticipation of proceeds from the subsequent sale of bonds. These notes are recorded as current liabilities of the funds that will actually receive the proceeds from the issuance of bonds. State law requires that BANs issued for capital purposes be converted to long-term financing within five years after the original issue date.

The District may issue deficiency notes up to an amount not to exceed 5% of the amount of that same year's annual budget in any fund or funds arising from revenues being less than the amount estimated in the budget for that fiscal year. The deficiency notes may mature no later than the close of the fiscal year following the fiscal year in which they were issued. However, they may mature no later than the close of the second fiscal year after the fiscal year in which they were issued, if the notes were authorized and issued after the adoption of the budget for the fiscal year following the year in which they were issued.

S. Accrued Liabilities and Long-Term Obligations:

Payables, accrued liabilities, and long-term obligations are reported in the District-wide financial statements. In the governmental funds, payables and accrued liabilities are paid in a timely manner and in full from current financial resources. Claims and judgments, and compensated absences that will be paid from governmental funds, are reported as a liability in the funds financial statements only to the extent that they are due for payment in the current year. Bonds and other long-term obligations that will be paid from governmental funds are recognized as a liability in the fund financial statements when due.

Long-term obligations represent the District's future obligations or future economic outflows. The liabilities are reported as due in one year or due within more than one year in the Statement of Net Position.

T. Equity Classifications:

I. District-Wide Statements:

In the District-wide statements there are three classes of net position:

- a. *Investment in Capital Assets, Net of Related Debt* – consists of net capital assets (cost less accumulated depreciation) reduced by outstanding balances of related debt obligations from the acquisition, construction or improvements of those assets.
- b. *Restricted Net Position* – reports net position when constraints placed on the position are either externally imposed by creditors (such as through debt

See independent auditor's report.

ARDSLEY UNION FREE SCHOOL DISTRICT

NOTES TO THE FINANCIAL STATEMENTS (CONTINUED)

JUNE 30, 2021

NOTE 1 – SUMMARY OF CERTAIN SIGNIFICANT ACCOUNTING POLICIES (CONTINUED):

covenants), grantors, contributors, or laws or regulations of other governments, or imposed by law through constitutional provisions or enabling legislation.

- c. *Unrestricted Net Position* – reports all other net position that does not meet the definition of the above two classifications and is deemed to be available for general use by the District.

II. Funds Statements:

In the fund basis statements there are five classifications of fund balance:

- a. *Non-spendable fund balance* - Includes amounts that cannot be spent because they are not in spendable form or legally or contractually required to be maintained intact.
- b. *Restricted* – Includes amounts with constraints placed on the use of resources either externally imposed by creditors, grantors, contributors or laws or regulations of other governments; or imposed by law through constitutional provisions or enabling legislation. All encumbrances of funds other than the General Fund are classified as indicated below. The District has established the following restricted fund balances:

1. Capital:

According to Education Law §3651, this fund must be used to pay the cost of any object or purpose for which bonds may be issued. The creation of capital reserve fund requires authorization by a majority of the voters establishing the purpose of the reserve, the ultimate amount, its probable term and the source of the funds. Expenditures may be made from the reserve only for a specific purpose further authorized by the voters. The form for the required legal notice for the vote on establishing and funding the reserve and the form of the proposition to be placed on the ballot are set forth in §3651 of the Education Law. This reserve is accounted for in the General Fund under Restricted Fund Balance.

2. Debt Service:

According to General Municipal Law §6-1, the Mandatory Reserve for Debt Service must be established for the purpose of retiring the outstanding obligations upon the sale of District property or capital improvement that was financed by obligations that remain outstanding at the time of sale. The funding of the reserve is from the proceeds of the sale of School District property or capital improvement.

ARDSLEY UNION FREE SCHOOL DISTRICT

NOTES TO THE FINANCIAL STATEMENTS (CONTINUED)

JUNE 30, 2021

NOTE 1 – SUMMARY OF CERTAIN SIGNIFICANT ACCOUNTING POLICIES (CONTINUED):

3. Employee Benefit Accrued Liability:

According to General Municipal Law §6-p, this fund must be used for the payment of accrued employee benefit due an employee upon termination of the employee's service. This reserve may be established by a majority vote of the Board and is funded by budgetary appropriations and such other reserves and funds that may be legally appropriated.

4. Insurance (*not currently utilized*):

According to General Municipal Law §6-n, this fund must be used to pay liability, casualty and other types of losses, except losses incurred for which the following types of insurance may be purchased: life, accident, health, annuities, fidelity and surety, credit, title residual value and mortgage guarantee. In addition, this reserve may not be used for any purpose for which a special reserve may be established pursuant to law (for example, for unemployment compensation insurance). The reserve may be established by Board action and funded by budgetary appropriations or such other funds as may be legally appropriated. There is no limit on the amount that may be accumulated in the Insurance Reserve; however, the annual contribution to this reserve may not exceed the greater of \$33,000 or 5% of the budget. Settled or compromised claims up to \$25,000 may be paid from the reserve without judicial approval.

5. Liability Claims and Property Loss (*not currently utilized*):

According to Education Law §1709(8)(c), this fund must be used to pay for liability claims and property loss incurred. Separate funds for liability claims and property loss are required and these reserves may not in total exceed 3% of the annual budget or \$15,000, whichever is greater. This type of reserve fund may be utilized only by school districts, except city school districts with a population greater than 125,000.

6. Repairs (*not currently utilized*):

According to General Municipal Law §6-d, this fund must be used to pay the cost of repairs to capital improvements or equipment, which repairs are of a type not recurring annually. The Board of Education without voter approval may establish a repair reserve fund by a majority vote of its members. Voter approval is required to fund this reserve (Opinion of the New York State Comptroller 81-401). Expenditures from this reserve may be made only after a public hearing has been held, except in emergency situations. If no hearing is held, the amount expended must be repaid to the reserve fund over the next two subsequent fiscal years.

ARDSLEY UNION FREE SCHOOL DISTRICT

NOTES TO THE FINANCIAL STATEMENTS (CONTINUED)

JUNE 30, 2021

NOTE 1 – SUMMARY OF CERTAIN SIGNIFICANT ACCOUNTING POLICIES (CONTINUED):

7. Retirement Contributions:

According to General Municipal Law §6-r, all expenditures made from the retirement contributions reserve fund must be used for financing retirement contributions to the New York State and Local Employees' Retirement System. This reserve is established by Board resolution and is funded by budgetary appropriation and such other reserves and funds that may be legally appropriated. The reserve must be accounted for separate and apart from all other funds and a detailed report of the operation and condition of the fund must be provided to the Board. This reserve is accounted for in the General Fund. Effective April 1, 2019, a Board may adopt a resolution establishing a sub-fund for contributions to the New York State Teachers' Retirement System. During a fiscal year, the Board may authorize payment into the sub-fund of up to 2% of the total covered salaries paid during the preceding fiscal year, with the total amount funded not to exceed 10% of the total covered salaries during the preceding fiscal year. The sub-fund is separately administered, but must comply with all the existing provisions of General Municipal Law §6-r.

8. Tax Certiorari:

According to Education Law §3651.1-a, this fund must be used to establish a reserve fund for tax certiorari and to expend from the fund without voter approval. The monies held in the reserve shall not exceed the amount that might reasonably be deemed necessary to meet anticipated judgments and claims arising out of tax certiorari proceedings. Any resources deposited to the reserve which are not expended for tax certiorari proceedings in the year such monies are deposited must be returned to the General Fund on or before the first day of the fourth fiscal year after deposit of these monies.

9. Unemployment Insurance:

According to General Municipal Law §6-m, this fund must be used to pay the cost of reimbursement to the State Unemployment Insurance Fund for payments made to claimants where the employer has elected to use the benefit reimbursement method. The reserve may be established by Board action and is funded by budgetary appropriations and such other funds as may be legally appropriated. Within sixty days after the end of any fiscal year, excess amounts may either be transferred to another reserve or the excess applied to the appropriations of the next succeeding fiscal year's budget. If the District elects to convert to tax (contribution) basis, excess resources in the fund over the sum sufficient to pay pending claims may be transferred to any other reserve fund.

See independent auditor's report.

ARDSLEY UNION FREE SCHOOL DISTRICT
 NOTES TO THE FINANCIAL STATEMENTS (CONTINUED)

JUNE 30, 2021

NOTE 1 – SUMMARY OF CERTAIN SIGNIFICANT ACCOUNTING POLICIES (CONTINUED):

10. Workers' Compensation (*not currently utilized*):

According to General Municipal Law §6-j, this fund must be used to pay for compensation benefits and other expenses authorized by Article 2 of the Workers' Compensation Law and for payment of expenses of administering this self-insurance program. The reserve may be established by Board action, and is funded by budgetary appropriations and such other funds as may be legally appropriated. Within sixty days after the end of any fiscal year, excess amounts may either be transferred to another reserve or the excess applied to the appropriations of the next succeeding fiscal year's budget.

11. Encumbrances:

Encumbrance accounting, under which purchase orders, contracts and other commitments of expenditures are recorded for budgetary control purposes in order to reserve applicable appropriations, is employed as a control in preventing over-expenditure of established appropriations. Open encumbrances for specific purposes for which resources have been restricted, committed or assigned do not result in separate display of the encumbered amounts within those classifications/funds.

Restricted fund balance includes the following:

General Fund:	
Capital Reserve	\$ 3,848,800
Tax Certiorari	4,907,899
Employee Benefit Accrued Liability	1,384,027
Unemployment Insurance	250,000
Retirement Contribution	3,921,294
TRS Reserve	929,734
Debt Service Fund	
Debt Service	<u>544,741</u>
Total Restricted Funds	<u>\$ 15,786,495</u>

c. *Committed* – Includes amounts that can only be used for the specific purposes pursuant to constraints imposed by formal action of the District's highest level of decision making authority, i.e., the Board of Education. The District has no committed fund balances as of June 30, 2021.

d. *Assigned* – Includes amounts that are constrained by the District's intent to be used for specific purposes, but are neither restricted nor committed. All encumbrances are classified as Assigned Fund Balance in the General Fund and Cafeteria Fund. Encumbrances reported in the General Fund amounted to \$457,282 and Capital

See independent auditor's report.

ARDSLEY UNION FREE SCHOOL DISTRICT
NOTES TO THE FINANCIAL STATEMENTS (CONTINUED)

JUNE 30, 2021

NOTE 1 – SUMMARY OF CERTAIN SIGNIFICANT ACCOUNTING POLICIES (CONTINUED):

Fund amounted to \$88,729. Additionally, \$2,491,303 is appropriated to the 2021-2022 budget and \$3,003 as a committed expenses added to Assigned Fund Balance.

- e. *Unassigned* – Includes all other General Fund net assets that do not meet the definition of the above four classifications and are deemed to be available for general use by the District.

NYS Real Property Tax Law 1318 limits the amount of unexpended surplus funds a school district can retain to no more than 4% of the District's budget for the General Fund for the ensuing fiscal year. Non-spendable and restricted fund balance of the General Fund are excluded from the 4% limitation. Amounts appropriated for the subsequent year and encumbrances are also excluded from the 4% limitation.

III. Order of Use of Fund Balance:

The District's policy is to apply expenditures against non-spendable fund balance, restricted fund balance, committed fund balance, assigned fund balance and unassigned fund balance at the end of the fiscal year. For all funds, non-spendable fund balances are determined first and then restricted fund balances for specific purposes are determined. Any remaining fund balance amounts for funds other than the General Fund are classified as restricted fund balance. In the General Fund, committed fund balance is determined next and then assigned. The remaining amounts are reported as unassigned. Assignments of fund balance cannot cause a negative unassigned fund balance.

U. New Accounting Standards:

The District has adopted all current Statements of the Governmental Accounting Standards Board (GASB) that are applicable. At June 30, 2021, the District implemented the following new standards issued by GASB:

-- The GASB has issued Statement No. 84, *Fiduciary Activities*, which improves guidance regarding the identification of fiduciary activities for accounting and financial reporting purposes and how those activities should be reported. The requirements of this Statement are effective for reporting periods beginning after December 15, 2019. Earlier application is encouraged.

-- The GASB has issued Statement No. 90, *Majority Equity Interests – An Amendment of GASB Statements No. 14 and No. 61*, which improves the consistency and comparability of reporting a government's majority equity interest in a legally separate organization and to improve the relevance of financial statement information for certain component units. The requirements of this Statement are effective for reporting periods beginning after December 15, 2019. Earlier application is encouraged.

See independent auditor's report.

ARDSLEY UNION FREE SCHOOL DISTRICT

NOTES TO THE FINANCIAL STATEMENTS (CONTINUED)

JUNE 30, 2021

NOTE 1 – SUMMARY OF CERTAIN SIGNIFICANT ACCOUNTING POLICIES (CONTINUED):

V. Future Changes in Accounting Standards:

-- The GASB has issued Statement No. 87, *Leases*, which will better meet the information needs of financial statement users by improving accounting and financial reporting for leases by governments. The requirements of this Statement are effective for reporting periods beginning after June 15, 2021. Earlier application is encouraged.

-- The GASB has issued Statement No. 89, *Accounting for Interest Cost Incurred before the End of a Construction Period*, which enhances the relevance and comparability of information about capital assets and the cost of borrowing for a reporting period and to simplify accounting for interest cost incurred before the end of a construction period. The requirements of this Statement are effective for reporting periods beginning after December 15, 2020. Earlier application is encouraged.

-- The GASB has issued Statement No. 91, *Conduit Debt Obligations*, which provides a single method of reporting conduit debt obligations by issuers and eliminate diversity in practice associated with (1) commitments extended by issuers, (2) arrangements associated with conduit debt obligations, and (3) related note disclosures. The requirements of this Statement are effective for reporting periods beginning after December 15, 2021. Earlier application is encouraged.

-- The GASB has issued Statement No. 92, *Omnibus 2020*, which enhances comparability in accounting and financial reporting and to improve the consistency of authoritative literature by addressing practice issues that have been identified during implementation and application of certain GASB Statements. The requirements related to the effective date of Statement 87 and Implementation Guide 2019-3, reinsurance recoveries, and terminology used to refer to derivative instruments are effective upon issuance. The requirements related to intra-entity transfers of assets and those related to the applicability of Statements 73 and 74 are effective for fiscal years beginning after June 15, 2021. The requirements related to application of Statement 84 to postemployment benefit arrangements and those related to nonrecurring fair value measurements of assets or liabilities are effective for reporting periods beginning after June 15, 2021. The requirements related to the measurement of liabilities (and assets, if any) associated with AROs in a government acquisition are effective for government acquisitions occurring in reporting periods beginning after June 15, 2021. Earlier application is encouraged and is permitted by topic.

-- The GASB has issued Statement No. 93, *Replacement of Interbank Offered Rates*, which provides exceptions to the lease modifications guidance in Statement 87, as amended, for certain lease contracts that are amended solely to replace an IBOR as the rate upon which variable payments depend. The removal of LIBOR as an appropriate benchmark interest rate is effective for reporting periods ending after December 31, 2021. All other requirements of this Statement are effective for reporting periods beginning after June 15, 2021. Earlier application is encouraged.

See independent auditor's report.

ARDSLEY UNION FREE SCHOOL DISTRICT

NOTES TO THE FINANCIAL STATEMENTS (CONTINUED)

JUNE 30, 2021

NOTE 1 – SUMMARY OF CERTAIN SIGNIFICANT ACCOUNTING POLICIES (CONTINUED):

-- The GASB has issued Statement No. 94, *Public-Private and Public-Public Partnerships and Availability Payment Arrangements*, which will improve financial reporting by addressing issues related to public-private and public-public partnerships arrangements (PPPs). Some PPPs meet the definition of a service concession arrangement (SCA), which the Board defines in this Statement as a PPP in which (1) the operator collects and is compensated by fees from third parties; (2) the transferor determines or has the ability to modify or approve which services the operator is required to provide, to whom the operator is required to provide the services, and the prices or rates that can be charged for the services; and (3) the transferor is entitled to significant residual interest in the service utility of the underlying PPP asset at the end of the arrangement. This Statement also provides guidance for accounting and financial reporting for availability payment arrangements (APAs). The requirements of this statement are effective for reporting periods beginning after June 15, 2022. Earlier application encouraged.

-- The GASB has issued Statement No. 96, *Subscription-Based Information Technology Arrangements*, which provides guidance on the accounting and financial reporting for subscription-based information technology arrangements (SBITAs) for government end users (governments). This Statement (1) defines a SBITA; (2) establishes that a SBITA results in a right-to-use subscription asset—an intangible asset—and a corresponding subscription liability; (3) provides the capitalization criteria for outlays other than subscription payments, including implementation costs of a SBITA; and (4) requires note disclosures regarding a SBITA. To the extent relevant, the standards for SBITAs are based on the standards established in Statement No. 87, *Leases*, as amended. The requirements of this statement are effective for reporting periods beginning after June 15, 2022. Earlier application encouraged.

-- The GASB has issued Statement No. 97, *Certain Component Unit Criteria, and Accounting and Financial Reporting for Internal Revenue Code Section 457 Deferred Compensation Plans – An Amendment of GASB Statements No. 14 and No. 84, and a supersession of GASB Statement No. 32*, which provides increase consistency and comparability related to the reporting of fiduciary component units in circumstances in which a potential component unit does not have a governing board and the primary government performs the duties that a governing board typically would perform. Costs will be mitigated associated with the reporting of certain defined contribution pension plans. The relevance, consistency and comparability of the accounting and financial reporting for Internal Revenue Code (IRC) Section 457 deferred compensation plans that meet the definition of a pension plan and for benefits provided through those plans. The requirements of this Statement that are related to the accounting and financial reporting for Section 457 plans are effective for fiscal years beginning after June 15, 2021. For purposes of determining whether a primary government is financially accountable for a potential component unit, the requirements of this Statement that provide that for all other arrangements, the absence of a governing board be treated the same as the appointment of a voting majority of a governing board if the primary government performs the duties that a governing board typically would perform, are effective for reporting periods beginning

ARDSLEY UNION FREE SCHOOL DISTRICT

NOTES TO THE FINANCIAL STATEMENTS (CONTINUED)

JUNE 30, 2021

NOTE 1 – SUMMARY OF CERTAIN SIGNIFICANT ACCOUNTING POLICIES (CONTINUED):

after June 15, 2021. Earlier application of those requirements is encouraged and permitted by requirement as specified within this Statement

The District will evaluate the impact each of these pronouncements may have on its financial statements and will implement them as applicable and when material.

NOTE 2 - CHANGES IN ACCOUNTING PRINCIPLE:

For the fiscal year ended June 30, 2021, the Town implemented GASB Statement No. 84, Fiduciary Activities. The New York State Office of the State Comptroller implementation bulletin of the statement provided guidance to District's regarding the identification of fiduciary activities, financial reporting and updating related account codes for governmental, fiduciary and proprietary funds.

NOTE 3 – EXPLANATION OF CERTAIN DIFFERENCES BETWEEN GOVERNMENTAL FUNDS STATEMENTS AND DISTRICT-WIDE STATEMENTS:

Due to the differences in the measurement focus and the basis of accounting used in the governmental fund statements and the District-wide statements, certain financial transactions are treated differently. The basic financial statements contain a full reconciliation of these items. The differences result primarily from the economic focus of the Statement of Activities, compared with the current financial resources focus of the governmental funds.

A. Total Fund Balances of Governmental Funds vs. Net Position of Governmental Activities:

Total fund balances of the District's governmental funds differ from "net position" of governmental activities reported in the Statement of Net Position. This difference primarily results from the additional long-term economic focus of the Statement of Net Position versus the solely current financial resources focus of the governmental fund Balance Sheets.

See the Reconciliation on Pages 19 and 22 of the financial statement.

- The costs of building and acquiring capital assets (lands, buildings, and equipment) financed from the governmental funds are reported as expenditures in the year they are incurred, and the assets do not appear on the Balance Sheet. However, the Statement of Net Position includes those capital assets among the assets of the District as a whole, and their original costs are expensed annually over their useful lives.

See *Note 7 – Capital Assets* in these notes to the financial statements for information on the net capital assets of \$62,376,370.

See independent auditor's report.

ARDSLEY UNION FREE SCHOOL DISTRICT

NOTES TO THE FINANCIAL STATEMENTS (CONTINUED)

JUNE 30, 2021

NOTE 3 – EXPLANATION OF CERTAIN DIFFERENCES BETWEEN GOVERNMENTAL FUNDS STATEMENTS AND DISTRICT-WIDE STATEMENTS (CONTINUED):

Long-term liabilities are reported in the Statement of Net Position, but not in the governmental funds, because they are not due and payable in the current period. Balances at year end were:

Bonds and Notes Payable	\$ 29,100,000
Installment Purchase Debt	140,100
Other Post Employment Benefits Payable	71,202,098
Compensated Absences	56,684
	<u>\$ 100,498,882</u>

Accrued interest on long-term debt is reported in the Statement of Net Position, regardless of when due. In the Governmental Funds, interest is not reported until it is due.

Bond and Installment Purchase Interest Payable	<u>\$ 166,362</u>
--	-------------------

Pension Differences:

Pension differences occur as a result of changes in the District's proportion of the collective net pension asset/liability and differences between the District's contributions and its proportionate share of the total contributions to the pension systems.

Deferred Outflows - TRS	\$ 14,714,121
Deferred Outflows - ERS	3,014,359
Deferred Outflows - Contributions	3,569,672
Deferred Inflows - TRS	(3,195,202)
Deferred Inflows - ERS	(4,202,405)
Pension Liability - TRS	(5,258,673)
Pension Liability - ERS	(13,847)
	<u>\$ 8,628,025</u>

OPEB Differences:

OPEB Plan Deferred Outflows	\$ 9,395,123
OPEB Plan Deferred Inflows	(13,959,462)
	<u>\$ (4,564,339)</u>

Deferred Premium earned on borrowing of Long Term obligations in 2018-2019 amounted to \$92,754 and has total amortization of \$19,876 as of June 30, 2021 to net to \$72,878. There was also another Deferred Premium earned on borrowing of Long Term obligations in 2019-2020 amounted to \$962,412 and has total amortization of \$128,322 as of June 30, 2021 to net to \$834,090.

See independent auditor's report.

ARDSLEY UNION FREE SCHOOL DISTRICT

NOTES TO THE FINANCIAL STATEMENTS (CONTINUED)

JUNE 30, 2021

NOTE 3 – EXPLANATION OF CERTAIN DIFFERENCES BETWEEN GOVERNMENTAL FUNDS STATEMENTS AND DISTRICT-WIDE STATEMENTS (CONTINUED):

B. Statement of Revenues, Expenditures, and Changes in Fund Balance vs. Statement of Activities:

Differences between the governmental funds Statement of Revenues, Expenditures, and Changes in Fund Balance and the Statement of Activities fall into one of four broad categories:

I. Long-Term Revenue/Expense Differences:

Long-term revenue differences arise because governmental funds report revenues only when they are considered “available”, whereas the Statement of Activities reports revenues when earned. Differences in long-term expenses arise because governmental funds report on a modified accrual basis, whereas the accrual basis of accounting is used on the Statement of Activities.

II. Capital Related Differences:

Capital related differences include the difference between proceeds for the sale of capital assets reported on governmental fund statements and the gain or loss on the sale of assets as reported on the Statement of Activities, and the difference between recording an expenditure for the purchase of capital items in the governmental fund statements and depreciation expense on those items as recorded in the Statement of Activities.

III. Long-Term Debt Transaction Differences:

Long-term debt transaction differences occur because both interest and principal payments are recorded as expenditures in the governmental fund statements, whereas interest payments are recorded in the Statement of Activities as incurred, and principal payments are recorded as a reduction of liabilities in the Statement of Net Position. These reconciliations can be found on Pages 21 and 23 of the financial statements.

IV. Pension Differences:

Pension Differences are noted in Note 3.A.

V. OPEB Differences:

OPEB differences occur as a result of changes in the District’s total OPEB liability and differences between the District’s contributions and OPEB expense.

See independent auditor’s report.

ARDSLEY UNION FREE SCHOOL DISTRICT

NOTES TO THE FINANCIAL STATEMENTS (CONTINUED)

JUNE 30, 2021

NOTE 4 – STEWARDSHIP, COMPLIANCE AND ACCOUNTABILITY:

A. Budgetary Procedures and Budgetary Accounting:

The District administration prepares a proposed budget for approval by the Board of Education for the following governmental funds for which legal (appropriated) budgets are adopted:

-- General Fund

The voters of the District approved the proposed appropriation budget for the General Fund.

Appropriations are adopted at the program line item level.

Appropriations established by the adoption of the budget constitute a limitation on expenditures (and encumbrances) that may be incurred. Appropriations lapse at the end of the fiscal year unless expended or encumbered. Encumbrances will lapse if not expended in the subsequent year. Supplemental appropriations may occur subject to legal restrictions, if the Board approves them because of a need that exists, which was not determined at the time the budget was adopted.

Supplemental appropriations occurred during the year and are detailed below:

CHANGE FROM ADOPTED BUDGET TO FINAL BUDGET

Adopted Budget	\$ 72,970,235
Prior Year's Encumbrances	<u>1,056,223</u>
Original Budget	<u>74,026,458</u>
Budget Revisions	
Reserve Activity	56,639
Donations	<u>370,320</u>
	<u>426,959</u>
Final Budget	<u>\$ 74,453,417</u>

Budgets are adopted annually on a basis consistent with GAAP. Appropriations authorized for the year are increased by the amount of encumbrances carried forward from the prior year.

Special Revenue Funds have not been included in the comparison because they do not have legally authorized (appropriated) budgets.

ARDSLEY UNION FREE SCHOOL DISTRICT

NOTES TO THE FINANCIAL STATEMENTS (CONTINUED)

JUNE 30, 2021

NOTE 4 – STEWARDSHIP, COMPLIANCE AND ACCOUNTABILITY (CONTINUED):

Budgets are established and used for individual capital project fund expenditures as approved by a special referendum of the District's votes. The maximum project amount authorized is based primarily upon the cost of the project, plus any requirements for external borrowings, not annual appropriations. These budgets do not lapse and are carried over to subsequent fiscal years until the completion of the project.

B. Encumbrances:

Encumbrance accounting is used for budget control and monitoring purposes and is reported as a part of the governmental funds. Under this method, purchase orders, contracts and other commitments for the expenditure of monies are recorded to reserve applicable appropriations. Outstanding encumbrances as of year-end are presented as restrictions or assignments of fund balance and do not represent expenditures or liabilities. These commitments will be honored in the subsequent period. Related expenditures are recognized at that time, as the liability is incurred or the commitment is paid.

NOTE 5 – CASH AND CASH EQUIVALENTS – CUSTODIAL CREDIT, CONCENTRATION OF CREDIT, INTEREST RATE, AND FOREIGN CURRENCY RISKS:

Cash:

Custodial credit risk is the risk that in the event of a bank failure, the District's deposits may not be returned to it. While the District does not have a specific policy for custodial credit risk, New York State statutes govern the District's investment policies, as discussed previously in these Notes.

As of June 30, 2021, \$-0- of the District's bank balance of \$32,491,054 was exposed to custodial credit risk as follows:

Uncollateralized	<u>\$ -</u>
Collateralized with securities held by the pledging financial institution, or its trust department or agent, but not in the District's name	<u>\$ -</u>

Restricted cash represents cash and cash equivalents where use is limited by legal requirements. These assets represent amounts required by statute to be reserved for various purposes. Restricted cash as of year-end include \$-0- within the governmental funds and \$-0- in the fiduciary funds.

ARDSLEY UNION FREE SCHOOL DISTRICT
NOTES TO THE FINANCIAL STATEMENTS (CONTINUED)

JUNE 30, 2021

NOTE 6 – INVESTMENTS:

The District participates in a multi-municipal cooperative investment pool agreement pursuant to New York State General Municipal Law Article 5-G, § 119-O, whereby it holds a portion of the investments in cooperation with other participants. At year end, the District held \$11,384,856 in investments consisting of various investments in securities issued by the United States and its agencies. The investments are highly liquid, and considered to be cash equivalents. The following amounts are included as investments:

<u>Fund</u>	<u>Amount</u>
General:	
Unrestricted	\$ 3,841,592
Restricted	902,208
Capital:	
Unrestricted	<u>6,641,056</u>
Total	<u>\$ 11,384,856</u>

The above amounts represent the cost of the investment pool shares, and are considered to approximate market value. The investment pool is categorically exempt from the New York State collateralization requirements.

ARDSLEY UNION FREE SCHOOL DISTRICT
NOTES TO THE FINANCIAL STATEMENTS (CONTINUED)

JUNE 30, 2021

NOTE 7 – CAPITAL ASSETS:

Capital assets balances and activity for the year ended June 30, 2021, were as follows:

	Beginning Balance	Additions	Retirements/ Reclassifications	Ending Balance
Governmental Activities:				
Capital Assets That are Not Depreciated:				
Land	\$ 1,179,121	\$ -	\$ -	\$ 1,179,121
Construction in Progress	13,496,906	847,611	-	14,344,517
Total Non Depreciable Historical Cost	<u>\$ 14,676,027</u>	<u>\$ 847,611</u>	<u>\$ -</u>	<u>\$ 15,523,638</u>
Capital Assets That are Depreciated:				
Buildings and Improvements	\$ 81,662,180	\$ -	\$ -	\$ 81,662,180
Furniture and Equipment	5,065,801	361,113	-	5,426,914
Total Depreciable Historical Cost	<u>86,727,981</u>	<u>361,113</u>	<u>-</u>	<u>87,089,094</u>
Less Accumulated Depreciation:				
Building and Improvements, Restated	34,337,835	1,713,962	-	36,051,797
Furniture and Equipment, Restated	3,865,068	319,499	-	4,184,567
Total Accumulated Depreciation	<u>38,202,903</u>	<u>2,033,461</u>	<u>-</u>	<u>40,236,364</u>
Total Depreciable Historical Cost, Net	<u>\$ 48,525,078</u>	<u>\$ (1,672,348)</u>	<u>\$ -</u>	<u>\$ 46,852,730</u>

Depreciation Expense was charged to governmental functions as follows:

General Support	\$ 1,810,523
Instruction	89,718
Cost of Food Sales	39,369
Transportation	93,851
	<u>\$ 2,033,461</u>

See independent auditor's report.

ARDSLEY UNION FREE SCHOOL DISTRICT

NOTES TO THE FINANCIAL STATEMENTS (CONTINUED)

JUNE 30, 2021

NOTE 8 - SHORT-TERM DEBT:

Bond Anticipation Note:

The District may issue Bond Anticipation Notes (BANs) in anticipation of the proceeds from the subsequent sale of bonds. These notes are recorded as current liabilities of the funds that will actually receive the proceeds from the issuance of the bonds. State law requires that BANs issued for capital purposes be converted to long-term financing within five years of the original issue date. In 2021, the District issued a BAN in the amount of \$4,994,393 with a maturity date of February 11, 2022.

Description of Issue	Issue Date	Original Amount	Added During the Year	Interest Rate	Maturity Date	Outstanding 12/31/21
Capital Project	2/11/2021	4,994,393	-	1.25%	2/11/2022	\$ 4,994,393
						<u>\$ 4,994,393</u>

NOTE 9 - LONG-TERM DEBT:

Interest on long-term debt for the year was composed of:

Interest Paid	\$ 1,019,427
Accrued Interest, June 30, 2020	(177,966)
Impact of Amortize Premium	(70,786)
Accrued Interest, June 30, 2021	166,362
	<u>\$ 937,037</u>

Long-term liability balances and activity for the year are summarized below:

In the fund financial statements, governmental funds recognize bond premiums and discounts during the current period. The face amount of debt issued is reported as other financing sources. Premiums received on debt issuances are reported as other financing sources while discounts on debt issuances are reported as other financing uses. Further, the unmatured principal of general long-term debt does not require current appropriation and expenditure of governmental fund financial resources.

Serial Bonds

The School District borrows money in order to acquire land or equipment, construct buildings, or make improvements. This enables the cost of these capital assets to be borne by the present and future tax payers receiving the benefit of the capital assets. These long-term liabilities are full faith and credit debt of the local government. The provisions will be in the General Fund's future budgets for capital indebtedness.

See independent auditor's report.

ARDSLEY UNION FREE SCHOOL DISTRICT

NOTES TO THE FINANCIAL STATEMENTS (CONTINUED)

JUNE 30, 2021

NOTE 9 – LONG-TERM DEBT (CONTINUED):

Description of Issue	Issue Date	Final Maturity	Interest Rate	Outstanding at June 30, 2021
School Renovations	2018-06	2033-06	3.00%	\$ 5,295,000
School Renovations 2019	2019-07	2034-01	4.00%	6,935,000
Tax Certiorari Settlements	2009-08	2024-08	3.0-4.0%	1,415,000
Tax Certiorari Settlements	2010-09	2024-09	3.250%	759,512
School Renovations	2010-09	2024-09	3.250%	105,488
School Renovations (Refunding)	2013-11	2024-01	2.0-3.0%	3,345,000
School Renovations (Refunding)	2015-06	2024-06	3.0-5.0%	2,305,000
School Renovations	2015-08	2030-08	2.0-3.0%	8,940,000
				<u>\$ 29,100,000</u>

The following is a summary of long-term indebtedness:

	Bonds	Interest	Total
2022	\$ 3,465,000	\$ 905,149	\$ 4,370,149
2023	3,585,000	795,260	4,380,260
2024	3,710,000	677,669	4,387,669
2025	3,830,000	552,806	4,382,806
2026	1,790,000	446,806	2,236,806
2027-2031	9,780,000	1,374,928	11,154,928
2032-2036	2,940,000	163,600	3,103,600
	<u>\$ 29,100,000</u>	<u>\$ 4,916,218</u>	<u>\$ 34,016,218</u>

-- Debt Limit:

At June 30, 2021, the total outstanding indebtedness represented approximately 11% of the District's debt limit.

The District, as lessee, leases equipment under various operating leases. Total monthly payments for these leases are \$4,876. The leases expire at various times through 2022. Minimum annual rentals for each of the remaining years of the leases are:

Fiscal year ended June 30,	
2022	\$ 56,134
2023	49,026
2024	49,026
2025	14,666
Totals	<u>\$ 168,852</u>

The following is a summary of maturing debt service requirements for general obligation bonds and notes:

See independent auditor's report.

ARDSLEY UNION FREE SCHOOL DISTRICT

NOTES TO THE FINANCIAL STATEMENTS (CONTINUED)

JUNE 30, 2021

NOTE 9 – LONG-TERM DEBT (CONTINUED):

	Beginning Balance	Issued	Redeemed	Ending Balance	Amounts Due Within One Year
Government Activities:					
Bonds and Notes Payable:					
General Obligation Debt:					
Serial Bonds-Tax Certiorari	\$ 2,670,122	\$ -	\$ 495,610	\$ 2,174,512	\$ 515,000
Serial Bonds-Construction	29,799,878	-	2,874,390	26,925,488	2,950,000
Plus: Bond Premium	977,755	-	70,786	906,969	70,786
Total Bonds Payable	<u>33,447,755</u>	<u>-</u>	<u>3,440,786</u>	<u>30,006,969</u>	<u>3,535,786</u>
Other Liabilities:					
Installment Purchase Debt	48,681	175,127	83,708	140,100	35,025
Compensated Absences	50,405	6,279	-	56,684	19,273
Other Post Employment Benefits	59,780,754	11,421,344	-	71,202,098	-
Total Other Liabilities	<u>59,879,840</u>	<u>11,602,750</u>	<u>83,708</u>	<u>71,398,882</u>	<u>54,298</u>
Total Long-Term Liabilities	<u>\$ 93,327,595</u>	<u>\$ 11,602,750</u>	<u>\$ 3,524,494</u>	<u>\$ 101,405,851</u>	<u>\$ 3,590,084</u>

NOTE 10 – INTERFUND BALANCES AND ACTIVITY:

	Interfund		Interfund	
	Receivable	Payable	Revenues	Expenditures
General Fund	\$ 1,120,648	\$ -	\$ -	\$ 4,683,165
Non-Major	<u>423,527</u>	<u>1,544,175</u>	<u>4,683,165</u>	<u>-</u>
Total Government Activities	1,544,175	1,544,175	4,683,165	4,683,165
Fiduciary Agency Fund	<u>-</u>	<u>-</u>	<u>-</u>	<u>-</u>
Totals	<u>\$ 1,544,175</u>	<u>\$ 1,544,175</u>	<u>\$ 4,683,165</u>	<u>\$ 4,683,165</u>

Interfund receivables and payables, other than between governmental activities and fiduciary funds, are eliminated on the Statement of Net Position.

In the normal course of its operations, the District budgets for and transfers monies between funds for these budgeted purposes. From the General Fund these represent transferring the Districts 20% share of the Special Aid Fund's Summer Handicapped Program and transfers to the Capital Fund for voter authorized capital items such as construction and bus purchases.

Additional loans will occur between funds to mitigate the effects of cash flow, such as in the Special Aid Fund where-in project advances generally do not keep pace with costs and the General Fund has to "loan" cash dollars to run the programs. In the case of the Capital Fund, loans will occur in advance of obtaining the final funding through bond proceeds. In addition, in the case of the Capital Fund, interest earned on borrowed funds becomes payable to the Debt Service Fund for all future reduction of debt service payments. In the case of the Agency Fund, most if not all, fringe benefits are advanced from the General Fund and result in the

See independent auditor's report.

ARDSLEY UNION FREE SCHOOL DISTRICT

NOTES TO THE FINANCIAL STATEMENTS (CONTINUED)

JUNE 30, 2021

NOTE 10 – INTERFUND BALANCES AND ACTIVITY (CONTINUED):

need to reflect a due from both the Special Aid Fund and the Cafeteria Fund for the applicable payroll.

All interfund payables are expected to be repaid within one year.

NOTE 11 – PENSION PLANS:

A. General Information:

The District participates in the New York State Employees' Retirement System (NYSERS) and the New York State Teachers' Retirement System (NYSTRS). These are cost-sharing, multiple-employer public employee retirement systems. The Systems offer a wide range of plans and benefits, which are related to years of service and final average salary, vesting of retirement benefits, death, and disability.

B. Plan Descriptions and Benefits Provided:

I. Teacher's Retirement System (TRS):

The District participates in the New York State Teachers' Retirement System (TRS). This is a cost-sharing, multiple-employer retirement system. The System provides retirement benefits as well as death and disability benefits to plan members and beneficiaries as authorized by the Education Law and the Retirement and Social Security Law of the State of New York. The System is governed by a 10 member Board of Trustees. System benefits are established under New York State Law. Membership is mandatory and automatic for all full-time teachers, teaching assistants, guidance counselors and administrators employed in New York Public Schools and BOCES who elected to participate in TRS. Once a public employer elects to participate in the System, the election is irrevocable. The New York State Constitution provides that pension membership is a contractual relationship and plan benefits cannot be diminished or impaired. Benefits can be changed for future members only by enactment of a State statute. Additional information regarding the System, may be obtained by writing to the New York State Teachers' Retirement System, 10 Corporate Woods Drive, Albany, NY 12211-2395 or by referring to the NYSSTR Comprehensive Annual Financial report which can be found on the System's website at www.nystrs.org.

II. Employees' Retirement System (ERS):

The District participates in the New York State and Local Employees' Retirement System (ERS). This is a cost-sharing, multiple-employer retirement system. The System provides retirement benefits as well as death and disability benefits. The net position of the System is held in the New York State Common Retirement Fund (the Fund), which was established to hold all net assets and record changes in plan net

See independent auditor's report.

ARDSLEY UNION FREE SCHOOL DISTRICT

NOTES TO THE FINANCIAL STATEMENTS (CONTINUED)

JUNE 30, 2021

NOTE 11 – PENSION PLANS (CONTINUED):

position allocated to the System. The Comptroller of the State of New York serves as the trustee of the Fund and is the administrative head of the System. System benefits are established under the provisions of the New York State Retirement and Social Security Law (RSSL). Once a public employer elects to participate in the System, the election is irrevocable. The New York State Constitution provides that pension membership is a contractual relationship and plan benefits cannot be diminished or impaired. Benefits can be changed for future members only by enactment of a State statute. The District also participates in the Public Employees' Group Life Insurance Plan (GLIP), which provides death benefits in the form of life insurance. The System is included in the State's financial report as a pension trust fund. That report, including information with regards to benefits provided, may be found at www.osc.state.ny.us/retire/publications/index.php or obtained by writing to the New York State and Local Retirement System, 110 State Street, Albany, NY 12244.

The Systems are noncontributory except for employees who joined after July 26, 1976, who contribute 3 percent of their salary for the first ten years of membership, and employees who joined on or after January 1, 2010 who generally contribute 3.0 to 3.5 percent of their salary for their entire length of service. In addition, employee contribution rates under ERS Tier VI vary based on a sliding salary scale. For ERS, the Comptroller annually certifies the actuarially determined rates expressly used in computing the employers' contributions based on salaries paid during the Systems' fiscal year ending March 31. For TRS, contribution rates are established annually by the New York State Teachers' Retirement Board pursuant to Article 11 of the Education Law.

Contributions for the current year and two preceding years were equal to 100 percent of the actuarially determined contributions required, and were as follows:

	ERS		TRS	
2020-2021	\$	737,357	\$	2,861,867
2019-2020	\$	721,706	\$	3,317,239
2018-2019	\$	692,457	\$	2,925,664

ERS has provided additional disclosures through entities that elected to participate in Chapter 260, 57, and 105.

C. Pension Liabilities, Pension Expense, and Deferred Outflows of Resources and Deferred Inflows of Resources Related to Pensions:

At June 30, 2021, the District reported the following asset/(liability) for its proportionate share of the net pension asset/(liability) for each of the Systems. The net pension asset/(liability) was measured as of March 31, 2021 for ERS and June 30, 2020 for TRS. The total pension asset/(liability) used to calculate the net pension asset/(liability) was determined by an actuarial valuation. The District's proportion of the net position

See independent auditor's report.

ARDSLEY UNION FREE SCHOOL DISTRICT

NOTES TO THE FINANCIAL STATEMENTS (CONTINUED)

JUNE 30, 2021

NOTE 11 – PENSION PLANS (CONTINUED):

asset/(liability) was based on a projection of the District’s long-term share of contributions to the Systems relative to the projected contributions of all participating members, actuarially determined. This information was provided by the ERS and TRS Systems in reports provided to the District.

	<u>ERS</u>	<u>TRS</u>
Actuarial Valuation Date	4/1/2020	6/30/2019
Net Pension Asset/(Liability)	\$ (13,847)	\$ (5,258,673)
District's Portion of the Plan's Total Net Pension Asset/(Liability)	0.0139066%	0.190306%

For the year ended June 30, 2021, the District’s recognized pension expense (credit) of \$398,271 for ERS and \$6,984,313 for TRS.

At June 30, 2021, the District’s reported deferred outflows of resources and deferred inflows of resources related to pensions from the following sources:

	<u>Deferred Outflows of Resources</u>		<u>Deferred Inflows of Resources</u>	
	<u>ERS</u>	<u>TRS</u>	<u>ERS</u>	<u>TRS</u>
Differences Between Expected and Actual Experience	\$ 169,114	\$ 4,607,650	\$ -	\$ 269,497
Changes of Assumptions	2,546,082	6,650,998	48,020	2,370,733
Net Difference Between Projected and Actual Earnings on Pension Plan Investments	-	3,434,375	3,977,776	-
Changes in Proportion and Differences Between the District's Contributions and Proportionate Share of Contributions	299,163	21,098	176,609	554,972
District's Contributions Subsequent to the Measurement Date	<u>209,083</u>	<u>3,360,589</u>	<u>-</u>	<u>-</u>
Total	<u>\$ 3,223,442</u>	<u>\$ 18,074,710</u>	<u>\$ 4,202,405</u>	<u>\$ 3,195,202</u>

District contributions subsequent to the measurement date will be recognized as a reduction of the net pension liability for the year ended June 30, 2021. Other amounts reported as deferred outflows of resources and deferred inflows of resources related to pensions will be recognized in pension expense as follows:

See independent auditor’s report.

ARDSLEY UNION FREE SCHOOL DISTRICT

NOTES TO THE FINANCIAL STATEMENTS (CONTINUED)

JUNE 30, 2021

NOTE 11 – PENSION PLANS (CONTINUED):

	ERS	TRS
Year Ended:		
2022	\$ (180,510)	\$ 1,952,831
2023	(42,717)	4,039,603
2024	(191,929)	3,286,650
2025	(772,892)	2,004,154
2026	-	24,444
Thereafter	-	211,238
	<u>\$ (1,188,048)</u>	<u>\$ 11,518,920</u>

D. Actuarial Assumptions:

The total pension liability as of the measurement date was determined by using an actuarial valuation as noted in the table below, with update procedures used to roll forward the total pension liability to the measurement date. The actuarial valuations used the following assumptions:

Significant actuarial assumptions used in the valuations were as follows:

	ERS	TRS
Measurement Date	March 31, 2021	June 30, 2020
Actuarial Valuation Date	April 1, 2020	June 30, 2019
Interest Rate	5.90%	7.10%
Salary Scale	4.40%	4.72%-1.9%
Decerement Tables	April 1, 2010 - March 31, 2015	July 1, 2009 - June 30, 2014
	System's Experience	System's Experience
Inflation Rate	2.70%	2.20%

For ERS, annuitant mortality rates are based on April 1, 2010 – March 31, 2015 System’s experience with adjustments for mortality improvements based on MP-2020. For TRS, annuitant mortality rates are based on July 1, 2009 – June 30, 2014 System’s experience with adjustments for mortality improvements based on Society of Actuaries Scale MP 2019.

For ERS, the actuarial assumptions used in the April 1, 2020 valuation are based on the results of an actuarial experience study for the period April 1, 2010 – March 31, 2015. For TRS, the actuarial assumptions used in the June 30, 2020 valuation are based on the results of an actuarial experience study for the period July 1, 2009 – July 30, 2014.

The long term rate of return on pension plan investments was determined using a building block method in which the best estimate ranges of expected future real rates of return (expected returns net of investment expense and inflation) are developed for each major asset class. These ranges are combined to produce the long term expected rate of

See independent auditor’s report.

ARDSLEY UNION FREE SCHOOL DISTRICT

NOTES TO THE FINANCIAL STATEMENTS (CONTINUED)

JUNE 30, 2021

NOTE 11 – PENSION PLANS (CONTINUED):

return by weighting the expected future real rates of return by each of the target asset allocation percentage and by adding expected inflation.

Best estimates of the arithmetic real rates of return for each major asset class included in the target asset allocation are summarized below:

Measurement Date	ERS	ERS	TRS	TRS
	March 31, 2021	March 31, 2021	June 30, 2020	June 30, 2020
Asset Type	Target	Long Term	Target	Long Term
	Allocation	Expected Real Rate of Return	Allocation	Expected Real Rate of Return
Domestic Equity	32%	4.05%	33%	7.10%
International Equity	15%	6.30%	16%	7.70%
Private Equity	10%	6.75%	8%	10.40%
Real Estate	9%	4.95%	11%	6.80%
Alternative Investments	3%	4.50%	4%	7.40%
Total Equities	69%		72%	
Domestic Fixed Income Securities	0%	0.00%	16%	1.80%
Global Fixed Income Securities	0%	0.00%	2%	3.60%
Real Assets	3%	5.95%	0%	0.00%
Bonds and Mortgages	23%	0.00%	7% - 1%	5.2% - 3.6%
Short-Term	1%	0.50%	1%	0.70%
Inflation-Indexed Bonds	4%	3.63%	1%	3.90%
Total Fixed Income	31%		28%	
Total	100%		100%	

E. Discount Rate:

The discount rate used to calculate the total pension liability was 5.9% for ERS and 7.1% for TRS. The projection of cash flows used to determine the discount rate assumes that contributions from plan members will be made at the current contribution rates and that contributions from employers will be made at statutorily required rates, actuarially. Based upon the assumptions, the Systems' fiduciary net position was projected to be available to make all projected future benefit payments of current plan members. Therefore, the long term expected rate of return on pension plan investments was applied to all periods of projected benefit payments to determine the total pension liability.

F. Sensitivity of the Proportionate Share of the Net Position to the Discount Rate Assumption:

The following presents the District's proportionate share of the net pension liability calculated using the discount rate of 5.9% for ERS and 7.1% for TRS, as well as what

See independent auditor's report.

ARDSLEY UNION FREE SCHOOL DISTRICT

NOTES TO THE FINANCIAL STATEMENTS (CONTINUED)

JUNE 30, 2021

NOTE 11 – PENSION PLANS (CONTINUED):

the District’s proportionate share of the net pension asset/(liability) would be if it were calculated using a discount rate that is 1-percentage point lower (4.9% of ERS and 6.1% for TRS) or 1-percentage point higher (6.9% for ERS and 8.1% for TRS) than the current rate:

	ERS		
	Current		
	1% Decrease (4.9%)	Assumption (5.9%)	1% Increase (6.9%)
Employer's Proportionate Share of the Net Pension Asset (Liability)	\$ 3,843,490	\$ 13,847	\$ (3,517,980)

	TRS		
	Current		
	1% Decrease (6.1%)	Assumption (7.1%)	1% Increase (8.1%)
Employer's Proportionate Share of the Net Pension Asset (Liability)	\$ 33,217,228	\$ 5,258,673	\$ (18,205,639)

G. Pension Plan Fiduciary Net Position:

The components of the current-year net pension asset/(liability) of the employers as of the respective valuation dates, were as follows:

	(Dollars in Millions)	
	ERS	TRS
Valuation Date	4/1/2020	6/30/2019
Employers' Total Pension Liability	\$ 220,680,157	\$ 123,242,776
Plan Net Position	220,580,583	120,479,505
Employers' Net Pension Asset/(Liability)	\$ (99,574)	\$ (2,763,271)
Ratio of Plan Net Position to the Employers' Total Pension Asset/(Liability)	99.95%	97.76%

H. Payables to the Pension Plan:

For ERS, employer contributions are paid annually based on the System’s fiscal year which ends on March 31st. Accrued retirement contributions as of June 30, 2021 represent the projected employer contribution for the period of April 1, 2021 through June 30, 2021 based on paid ERS wages multiplied by the employer’s contribution rate, by tier. Accrued retirement contributions as of June 30, 2021 amounted to \$209,083.

See independent auditor’s report.

ARDSLEY UNION FREE SCHOOL DISTRICT

NOTES TO THE FINANCIAL STATEMENTS (CONTINUED)

JUNE 30, 2021

NOTE 11 – PENSION PLANS (CONTINUED):

For TRS, employer and employee contributions for the fiscal year ended June 30, 2021 are paid to the System in September, October and November 2021 through a state aid intercept. Accrued retirement contributions as of June 30, 2020 represent employee and employer contributions for the fiscal year ended June 30, 2021 based on paid TRS wages multiplied by the employer’s contribution rate, by tier and employee contributions for the fiscal year as reported to the TRS System. Accrued retirement contributions as of June 30, 2021 amounted to \$3,360,589.

NOTE 12 – POST-EMPLOYMENT (HEALTH INSURANCE) BENEFITS:

A. General Information about the OPEB Plan:

Plan Description – The District’s defined benefit OPEB plan, provides OPEB for all permanent full-time general and public safety employees of the District. The plan is a single-employer defined benefit OPEB plan administered by the District. Article 11 of the State Compiled Statutes grants the authority to establish and amend the benefit terms and financing requirements to the District Board. No assets are accumulated in a trust that meets the criteria in paragraph 4 of Statement 75.

Benefits Provided – The District provides healthcare for retirees and their dependents. The benefit terms are dependent on which contract each employee falls under. The specifics of each contract are on file at the District offices and are available upon request.

Employees Covered by Benefit Terms – At July 1, 2020, the following employees were covered by the benefit terms:

Inactive employees or beneficiaries currently receiving benefit payments	207
Inactive employees entitled to but not yet receiving benefit payments	-
Active Employees	<u>380</u>
	<u>587</u>

B. Total OPEB Liability:

The District’s total OPEB liability of \$71,202,098 was measured as of June 30, 2021, and was determined by an actuarial valuation as of that date.

Actuarial Assumptions and Other Inputs – The total OPEB liability in the June 30, 2021 actuarial valuation was determined using the following actuarial assumptions and other inputs, applied to all periods included in the measurement, unless otherwise specified:

See independent auditor’s report.

ARDSLEY UNION FREE SCHOOL DISTRICT
 NOTES TO THE FINANCIAL STATEMENTS (CONTINUED)

JUNE 30, 2021

NOTE 12 – POST-EMPLOYMENT (HEALTH INSURANCE) BENEFITS (CONTINUED):

Salary Increases	3.80%, average, including inflation
Discount Rate	2.21%
Healthcare Cost Trend Rates	8.68% for 2020, decreasing 0.5% per year to an ultimate rate of 4.5% for 2029 and later years
Retirees' Share of Benefit-Related Costs	20-65% of projected health insurance premiums for retirees

The discount rate was based on Buyer Bond 20 GO Bond Index.

Mortality rates were based on the Public-2010 Headcount Weighted Mortality Table, as appropriate, with adjustments for mortality improvements based on MP-2018.

The actuarial assumptions used in the June 30, 2021 valuation were based on the results of an actuarial experience study for the period July 1, 2019 through June 30, 2020.

C. Changes in the total OPEB Liability:

Balance at June 30, 2020	\$ 59,780,754
Changes for the year:	
Service Cost	2,819,606
Interest	2,184,649
Changes of Benefit Terms	-
Differences Between Expected and Actual Experience	1,476,487
Changes in Assumptions or Other Inputs	5,666,136
Benefit Payments	<u>(725,534)</u>
Net Changes	<u>11,421,344</u>
Balance at June 30, 2021	<u>\$ 71,202,098</u>

Changes of assumptions and other inputs reflect a change in the discount rate from 3.51 percent in 2020 to 2.21% percent in 2021.

Sensitivity of the Total OPEB Liability to Changes in the Discount Rate – The following presents the total OPEB liability of the District, as well as what the District's total OPEB liability would be if it were calculated using a discount rate that is 1 percentage point

See independent auditor's report.

ARDSLEY UNION FREE SCHOOL DISTRICT

NOTES TO THE FINANCIAL STATEMENTS (CONTINUED)

JUNE 30, 2021

NOTE 12 – POST-EMPLOYMENT (HEALTH INSURANCE) BENEFITS (CONTINUED):

lower (1.21 percent) or 1 percentage point higher (3.21 percent) than the current discount rate:

	1% Decrease	Discount Rate	1% Increase
Total OPEB Liability	<u>\$ 87,492,669</u>	<u>\$ 71,202,098</u>	<u>\$ 58,653,650</u>

Sensitivity of the Total OPEB Liability to Changes in the Healthcare Cost Trend Rates – The following presents the total OPEB liability of the District, as well as what the District’s total OPEB liability would be if it were calculated using healthcare cost trend rates that are 1 percentage point lower or 1 percentage point higher than the current healthcare cost trend rate:

	1% Decrease	Healthcare Cost Trend Rate	1% Increase
Total OPEB Liability	<u>\$ 56,746,116</u>	<u>\$ 71,202,098</u>	<u>\$ 90,859,008</u>

D. OPEB Expenses and Deferred Outflows of Resources and Deferred Inflows of Resources Related to OPEB:

For the year ended June 30, 2021, the District recognized OPEB Expense of \$3,279,008. At June 30, 2021 the District reported deferred outflows of resources and deferred inflows of resources related to OPEB from the following sources:

	Deferred Outflows of Resources	Deferred Inflows of Resources
Differences Between Expected and Actual Experience	\$ 1,299,874	\$ 461,447
Changes of Assumptions or Other Inputs	8,095,249	13,498,015
Contributions Subsequent to the Measurement Period	-	-
Total	<u>\$ 9,395,123</u>	<u>\$ 13,959,462</u>

Amounts reported as deferred outflows of resources and deferred inflows of resources related to OPEB will be recognized in OPEB expense as follows:

Fiscal Year Ending June 30,	Amount
2022	\$ (1,725,247)
2023	(1,725,247)
2024	(1,725,247)
2025	(1,698,407)
2026	(348,938)
Thereafter	2,658,747
	<u>\$ (4,564,339)</u>

See independent auditor’s report.

ARDSLEY UNION FREE SCHOOL DISTRICT

NOTES TO THE FINANCIAL STATEMENTS (CONTINUED)

JUNE 30, 2021

NOTE 13 – RISK MANAGEMENT:

The District and other school districts have formed a reciprocal insurance company to be owned by these districts. This Company operates under an agreement effective July 1, 1989. The purpose of the Company is to provide general liability, auto liability, all risk building and contents and auto physical damage coverage. In addition, as part of the reciprocal program, excess insurance, school board legal liability, equipment floaters, boilers and machinery and crime and bond coverages will be purchased from commercial carriers and be available to the subscriber districts. The Company retains a management company which is responsible for the overall supervision and management of the reciprocal.

The reciprocal is managed by a Board of Governors and an Attorney-in-fact, which is comprised of employees of the subscriber districts. The subscribers have elected those who sit on the board and each subscriber has a single vote.

The Company is an “assessable” insurance company, in that, the subscribers are severally liable for any financial shortfall of the Company and can be assessed their proportionate share by the State Insurance Department if the funds of the Company are less than what is required to satisfy its liabilities. The subscriber districts are required to pay premiums as well as a minimal capital contribution.

The District purchases various insurance coverages from the Company to reduce its exposure to loss. The District maintains a general liability insurance policy with coverage up to \$1 million. The District maintains liability coverage for school board members up to \$1 million. The District also maintains an excess catastrophe liability policy with coverage up to \$20 million. Settled claims resulting from these risks have not exceeded commercial insurance coverage in any of the past three fiscal years.

The District and neighboring school districts in Southern Westchester County participate in the State-Wide Schools Cooperative Health Plan. This Plan operates under an agreement, as amended, dated December 12, 1985. The purposes of the Plan are to effect cost savings in members’ expenses for health coverage; to provide for centralized administration, funding and disbursements for health coverage; and to provide for such risk management services as may be appropriate to reduce future expense and liability for health coverage. The governance of the Plan shall be in all respects in the hands of the Board of Trustees. The Board of Trustees shall consist of seven trustees elected by the general membership of the Plan. No action may be taken by the Board of Trustees except by a vote of a majority of the total number of trustees. Billings to participants are based upon coverage provided to each participant’s employees. The District has transferred all related risk to the Plan.

The District and neighboring school districts in Southern Westchester County, participate in the South Westchester Schools Cooperative Self-Insurance Plan for Workers’ Compensation. The purpose of the Plan is to provide efficient and economical evaluation, processing, administration, defense and payment of claims against plan members for workers’ compensation and employers’ liability payments. The Plan is managed and governed by a

ARDSLEY UNION FREE SCHOOL DISTRICT

NOTES TO THE FINANCIAL STATEMENTS (CONTINUED)

JUNE 30, 2021

NOTE 13 – RISK MANAGEMENT (CONTINUED):

Board of Trustees comprised of a representative from each district. Billings are based upon participants' experience rating. The District has transferred all related risk to the Plan. Financial statements for the Plan are available from the administrator at 17 Berkley Drive; Rye Brook, New York 10573.

NOTE 14 – CONTINGENT LIABILITIES:

A. Litigation:

There are currently pending certiorari proceedings, the results of which could require the payment of future tax refunds by the District if existing assessment rolls are modified based on the outcome of the litigation proceedings. However, the amount of these possible refunds cannot be determined at the present time. Any payments resulting from adverse decisions will be funded in the year the payment is made.

B. Other:

The District received grants, which are subject to audit by agencies of the State and Federal governments. Such audits may result in disallowances and a request for a return of funds. Based on prior audits, the District's administration believes disallowances, if any, will be immaterial.

C. Coronavirus:

The Coronavirus (COVID-19), first detected in China, has since spread worldwide and has been declared a pandemic by the World Health Organization (WHO). The health risks are not to be underestimated, but the economic affect to business, other organizations, and the general population may be in the billions of dollars (or more). Some of the possible economic effects and business disruption are as follows.

1. The District is considered an essential service and will continue to perform services.
 - a. On August 7, 2020, NYS Governor Cuomo announces that in-person instruction is permitted for the start of 2020-21 school year. The District has submitted their COVID-19 Reopening Plan and is available on their website.
 - b. District provided meals though the 2021 academic year.
2. The District instituted, trained, and follows the CDC and NYS DOH guidelines on the hygiene, cleaning, and disinfection of school building and materials. The District increased cleaning of facilities and hired staff to clean surfaces to reduce the spread of the virus.

ARDSLEY UNION FREE SCHOOL DISTRICT

NOTES TO THE FINANCIAL STATEMENTS (CONTINUED)

JUNE 30, 2021

NOTE 14 – CONTINGENCIES LIABILITIES (CONTINUED):

3. The District has not laid off or received resignations related to COVID-19.
4. The District has responded to the financial impact as follows.
 - a. The District has applied for Federal aid made available under the Coronavirus Aid, Relief, and Economic Security (CARES) Act, to the Governor’s Emergency Education Relief (GEER) Fund for fiscal year 2021 and to the Elementary and Secondary School Emergency Relief (ESSER) Fund. The District’s application for the grants primarily requested funding to cover the cost of technology to facilitate remote instruction in hybrid learning environment. The District has spent what they were awarded for CARES and GEER in 2021.
5. The District’s Superintendent, Assistant Superintendents are closely watching NYSED’s guidance and recommendations to keep staff, students, and the community safe.

The duration of the effects of the virus and its economic impact are not known at this time, however, the longer this health issue affects the District the more costly it may become.

NOTE 15 – RESTATEMENT OF FUND BALANCE:

A. Custodial Fund

For fiscal year June 30, 2021, the District reclassified funds from the Trust and Agency Fund and moved them to the Custodial Fund and Miscellaneous Special Revenue Fund as part of the adoption of GASB Statement 84. The June 30, 2021 opening fund balance for the Custodial Fund, General Fund and the Miscellaneous Special Revenue were restated by \$141,038, \$3,003 and \$45,348.

For the fiscal year ended June 30, 2021, the District retired the Trust and Agency Fund. The transfer of funds requires a transfer of Fund Balance into the General Fund, Miscellaneous Special Revenue and the Custodial Fund for funds meeting that criteria. The District’s fund balance has been restated as follows:

	District-Wide Statements	General Fund	Miscellaneous Fund	Custodial Fund
Net Position Beginning of Year, as Previously Stated	\$ (7,861,493)	\$ -	\$ -	\$ -
Replacement with Special Miscellaneous Fund under GASB 84	45,348	-	45,348	-
Replacement with General Fund under GASB 84	3,003	3,003	-	-
Replacement with Custodial Fund under GASB 84	-	-	-	141,038
Net Position Beginning of Year, as Restated	\$ (7,813,142)	\$ -	\$ 45,348	\$ 141,038

See independent auditor’s report.

SUPPLEMENTARY INFORMATION

ARDSLEY UNION FREE SCHOOL DISTRICT
 REQUIRED SUPPLEMENTAL INFORMATION
 SCHEDULE OF REVENUES, EXPENDITURES, AND CHANGES IN FUND BALANCE -
 BUDGET (NON-GAAP) BASIS AND ACTUAL - GENERAL FUND
 FOR THE YEAR ENDED JUNE 30, 2021

	Original Budget	Final Budget	Actual (Budgetary Basis)	Final Budget Variance With Budgetary Actual
REVENUES				
Local Sources:				
Real Property Taxes	\$ 58,350,000	\$ 55,043,714	\$ 55,026,786	\$ (16,928)
Other Tax Items	428,694	3,734,980	4,096,772	361,792
Charges for Services	3,667,813	3,667,813	2,879,630	(788,183)
Use of Money and Property	120,000	120,000	96,975	(23,025)
Sale of Property and Compensation for Loss	-	-	1,237	1,237
Miscellaneous	261,469	318,108	294,662	(23,445)
Interfund Revenues	-	-	-	-
Total Local Sources	62,827,976	62,884,615	62,396,063	(488,552)
State Sources	5,870,481	5,870,481	6,950,859	1,080,378
Federal Sources	15,000	15,000	93,579	78,579
Retirement System Credits	-	-	-	-
Total Revenues	68,713,457	68,770,096	69,440,501	670,405
OTHER FINANCING SOURCES				
Transfers from Other Funds	-	-	-	-
Appropriated Reserves	635,200	635,200	-	(635,200)
Designated Fund Balance and Encumbrances Carried Forward From Prior Year	3,621,578	5,048,121	-	(5,048,121)
Total Revenues and Other Financing Sources	\$ 72,970,235	\$ 74,453,417	\$ 69,440,501	\$ (5,012,916)

Note: Totals may not add due to rounding.

See independent auditor's report and notes to the financial statements.

ARDSLEY UNION FREE SCHOOL DISTRICT
 REQUIRED SUPPLEMENTAL INFORMATION
 SCHEDULE OF REVENUES, EXPENDITURES, AND CHANGES IN FUND BALANCE -
 BUDGET (NON-GAAP) BASIS AND ACTUAL - GENERAL FUND
 FOR THE YEAR ENDED JUNE 30, 2021

	Original Budget	Final Budget	Actual (Budgetary Basis)	Year-End Encumbrances	Final Budget Variance With Budgetary Actual and Encumbrances
EXPENDITURES					
General Support:					
Board of Education	\$ 61,300	\$ 66,150	\$ 56,645	\$ 1,000	\$ 8,505
Central Administration	343,682	355,682	351,189	-	4,493
Finance	999,056	994,015	825,858	60,080	108,077
Staff	408,440	474,020	342,879	-	131,141
Central Services	4,039,437	4,659,992	4,233,612	116,656	309,724
Special Items	754,985	1,117,175	1,034,921	5,798	76,456
Total General Support	6,606,900	7,667,034	6,845,104	183,534	638,396
Instruction:					
Instruction, Administration and Improvement	1,806,899	1,896,846	1,839,029	-	57,817
Teaching - Regular School	22,163,098	22,228,478	21,157,612	32,524	1,038,342
Programs for Students with Disabilities	11,830,401	11,723,771	11,189,264	120,253	414,254
Occupational Education	-	-	-	-	-
Teaching - Special School	-	-	-	-	-
Instructional Media	1,741,001	2,126,092	1,946,981	29,585	149,526
Pupil Services	4,432,636	4,500,152	4,115,571	24,428	360,154
Total Instruction	41,974,034	42,475,340	40,248,457	206,790	2,020,093
Pupil Services	2,970,642	2,973,393	2,128,148	-	845,246
Community Services	586,159	587,659	39,287	303	548,068
Employee Benefits	16,069,357	15,785,659	14,869,660	66,655	849,344
Debt Service:					
Principal	-	-	-	-	-
Interest	-	-	-	-	-
Total Debt Service	-	-	-	-	-
Total Expenditures	68,207,094	69,489,085	64,130,656	457,282	4,901,147
OTHER FINANCING USES					
Operating Transfers Out	4,763,141	4,964,332	4,683,165	-	281,167
Total Expenditures and Other Uses	\$ 72,970,235	\$ 74,453,417	68,813,821	\$ 457,282	\$ 5,182,314
Net Change in Fund Balances			626,680		
Fund Balance - Beginning			20,573,892		
Fund Balance - Ending			\$ 21,200,572		

See independent auditor's report and notes to the financial statements.

ARDSLEY UNION FREE SCHOOL DISTRICT
REQUIRED SUPPLEMENTAL INFORMATION
SCHEDULE OF FUNDING PROGRESS FOR OTHER POST-EMPLOYMENT BENEFITS
FOR THE YEAR ENDED JUNE 30, 2021

Supplemental Schedule #2

	2021	2020	2019	2018	2017	2016	2015	2014	2013	2012
Total OPEB liability										
Service Cost	\$ 2,819,906	\$ 2,426,891	\$ 2,300,239	\$ 2,849,557	\$ -	\$ -	\$ -	\$ -	\$ -	\$ -
Interest	2,184,649	2,091,841	2,277,457	2,016,455	-	-	-	-	-	-
Changes of Benefit Terms	-	-	-	-	-	-	-	-	-	-
Difference Between Expected and Actual Experience	1,476,487	(134,983)	(574,873)	-	-	-	-	-	-	-
Changes of Assumption or Other Inputs	5,666,136	4,083,886	(13,069,906)	(10,710,056)	-	-	-	-	-	-
Benefit Payments	(725,534)	(619,579)	(626,695)	(859,393)	-	-	-	-	-	-
Net Change in Total OPEB Liability	11,421,644	7,848,056	(9,693,778)	(6,703,437)	-	-	-	-	-	-
Total OPEB Liability - Beginning	59,780,754	51,932,698	61,626,476	68,329,913	-	-	-	-	-	-
Total OPEB Liability - Ending	\$ 71,202,398	\$ 59,780,754	\$ 51,932,698	\$ 61,626,476	\$ -	\$ -	\$ -	\$ -	\$ -	\$ -
Covered-Employee Payroll	34,107,554	31,867,495	31,471,605	29,399,228	-	-	-	-	-	-
Total OPEB Liability as a Percentage of Covered-Employee Payroll	208.76%	187.59%	165.01%	209.62%	0.00%	0.00%	0.00%	0.00%	0.00%	0.00%

Notes to Schedule:

Changes of Assumptions:

Changes of Assumptions and other inputs reflect the effects of changes in the discount rate each period. The following are the discount rates used in each period:

2021	2.21%
2020	3.51%
2019	3.87%
2018	3.58%
2017	2.85%

* Mortality assumption was updated from the RP-2016 Combined Healthy Generational Mortality Table with projection scale MP-2018 from the Central Year to the Public-2010 Headcount Weighted Mortality Table with projection scale MP-2018 varying based on Bargaining Unit Classification.

* The discount rate was updated from 3.51% to 2.21% to be consistent with GASB 75 requirements and is based on Bond Buyer 20 GO Bond Index.

* Salary Scale was updated to service-based tables from ERS and TRS to be consistent with GASB 75 requirements.

* Healthcare cost trend rates were updated based on national average information from a variety of sources, including S&P Healthcare Economic Index, NHCE data, plan renewal data, and vendor Rx reports, with adjustments based on the provisions of the benefits sponsored by the Ardsley Union Free School District.

* Underlying claims were updated to reflect the most recent claims experience.

* The Tax Cuts and Jobs Act passed in December 2017 changed the index used to increase the Excise Tax Thresholds from CPI to Chained CPI.

* The Budget Continuing Resolution signed in January 2018 delayed the effective date of the Excise Tax from 2020 to 2022.

10 years of historical information will not be available upon implementation. An additional year of historical information will be added each year subsequent to the year of implementation until 10 years of historical data is available.

In accordance with New York State Law, the District's Defined Benefit OPEB Plan is not administered through a trust that meets the criteria in paragraph 4 of GASB Statement No. 75. Accordingly, the District does not have net assets accumulated in a trust.

See independent auditor's report and notes to the financial statements.

ARDSLEY UNION FREE SCHOOL DISTRICT
REQUIRED SUPPLEMENTAL INFORMATION

SCHEDULE OF THE LOCAL GOVERNMENT'S PROPORTIONATE SHARE OF THE NET PENSION LIABILITY (ASSET)
FOR THE NEW YORK STATE EMPLOYEES' RETIREMENT SYSTEM AND
FOR THE NEW YORK STATE TEACHERS' RETIREMENT SYSTEM
FOR THE YEAR ENDED JUNE 30, 2021

LAST 10 FISCAL YEARS*

FOR THE NEW YORK STATE EMPLOYEES' RETIREMENT SYSTEM

Measurement Year	2021	2020	2019	2018	2017	2016	2015	2014	2013	2012
The District's proportion of the net pension liability (asset)	0.0139066%	0.0156671%	0.0148283%	0.0153755%	0.0159108%	0.0153540%	0.01473240%	0%	0%	0%
The District's proportionate share of the net pension liability (asset)	\$ 13,847	\$ 4,148,751	\$ 1,050,627	\$ 496,235	\$ 1,495,019	\$ 2,464,361	\$ 497,698	\$ -	\$ -	\$ -
The District's covered employee payroll	\$ 4,966,090	\$ 5,249,408	\$ 5,367,705	\$ 4,963,304	\$ 4,896,216	\$ 4,816,229	\$ 4,638,808	\$ -	\$ -	\$ -
The District's proportionate share of the net pension liability (asset) as a percentage of its covered-employee payroll	0.28%	79.03%	19.57%	10.00%	30.53%	51.17%	10.75%	0%	0%	0%
Plan fiduciary net position as a percentage of the total pension liability	99.95%	86.39%	96.27%	98.24%	94.70%	90.68%	98%	0%	0%	0%

* The amounts presented for each fiscal year were determined as of 3/31

FOR THE NEW YORK STATE TEACHERS' RETIREMENT SYSTEM

Measurement Year	2020	2019	2018	2017	2016	2015	2014	2013	2012	2011
The District's proportion of the net pension liability (asset)	0.190306%	0.187134%	0.183277%	0.181253%	0.181005%	0.182018%	0.173915%	0%	0%	0%
The District's proportionate share of the net pension liability (asset)	\$ 5,258,673	\$ (4,861,765)	\$ (3,314,125)	\$ (1,377,702)	\$ 1,938,635	\$ (18,905,835)	#####	\$ -	\$ -	\$ -
The District's covered employee payroll	\$32,624,488	\$32,921,934	\$ 31,929,426	\$ 30,441,611	\$ 29,399,893	\$ 28,580,679	27,826,331	\$ -	\$ -	\$ -
The District's proportionate share of the net pension liability (asset) as a percentage of its covered-employee payroll	16%	-15%	-10%	-5%	7%	-66%	-69.62%	0%	0%	0%
Plan fiduciary net position as a percentage of the total pension liability (asset)	97.80%	102.20%	101.53%	100.66%	99.01%	110.46%	111.48%	0%	0%	0%

* The amounts presented for each fiscal year were determined as of 6/30

ARDSLEY UNION FREE SCHOOL DISTRICT

REQUIRED SUPPLEMENTAL INFORMATION

SCHEDULE OF THE LOCAL GOVERNMENT'S CONTRIBUTIONS
FOR THE NEW YORK STATE EMPLOYEES' RETIREMENT SYSTEM AND
FOR THE NEW YORK STATE TEACHERS' RETIREMENT SYSTEM
FOR THE YEAR ENDED JUNE 30, 2021

LAST 10 FISCAL YEARS

FOR THE NEW YORK STATE EMPLOYEES' RETIREMENT SYSTEM

Measurement Year	2021	2020	2019	2018	2017	2016	2015	2014	2013	2012
Contractually required contribution	\$ 737,357	\$ 721,706	\$ 692,457	\$ 702,902	\$ 703,756	\$ 849,157	\$ 828,108	\$ -	\$ -	\$ -
Contributions in relation to the contractually required contribution	\$ 737,357	\$ 721,706	\$ 692,457	\$ 702,902	\$ 703,756	\$ 849,157	\$ 828,108	\$ -	\$ -	\$ -
Contribution deficiency (excess)	\$ -	\$ -	\$ -	\$ -	\$ -	\$ -	\$ -	\$ -	\$ -	\$ -
The BOCES' covered employee payroll	\$ 4,966,090	\$ 5,249,408	\$ 5,367,705	\$ 4,963,304	\$ 4,896,216	\$ 4,816,229	\$ 4,638,808	\$ -	\$ -	\$ -
Contributions as a percentage of a covered Employee Payroll	15%	14%	13%	14%	14%	18%	18%	0%	0%	0%

FOR THE NEW YORK STATE TEACHERS' RETIREMENT SYSTEM

Measurement Year	2020	2019	2018	2017	2016	2015	2014	2013	2012	2011
Contractually required contribution	\$ 2,861,867	\$ 3,317,239	\$ 2,923,664	\$ 3,366,291	\$ 3,703,628	\$ 4,792,969	\$ 4,174,621	\$ -	\$ -	\$ -
Contributions in relation to the contractually required contribution	\$ 2,861,867	\$ 3,317,239	\$ 2,923,664	\$ 3,366,291	\$ 3,703,628	\$ 4,792,969	\$ 4,174,621	\$ -	\$ -	\$ -
Contribution deficiency (excess)	\$ -	\$ -	\$ -	\$ -	\$ -	\$ -	\$ -	\$ -	\$ -	\$ -
The BOCES' covered employee payroll	\$32,624,488	\$32,921,934	\$31,929,426	\$30,441,611	\$29,399,893	\$28,580,679	\$27,826,331	\$ -	\$ -	\$ -
Contributions as a percentage of a covered employee payroll	8.77%	10.08%	9.16%	11.06%	12.60%	16.77%	15.00%	0%	0%	0%
	8.61%	9.76%	9.51%	11.72%	13.17%	14.00%	-	-	-	-

ARDSLEY UNION FREE SCHOOL DISTRICT
 SUPPLEMENTAL INFORMATION
 SCHEDULE OF CHANGE FROM ADOPTED BUDGET TO FINAL BUDGET
 AND SECTION 1318 REAL PROPERTY TAX LAW LIMIT CALCULATION
 FOR THE YEAR ENDED JUNE 30, 2021

CHANGE FROM ADOPTED BUDGET TO FINAL BUDGET

Adopted Budget	\$ 72,970,235
Add: Prior Year's Encumbrances	<u>1,056,223</u>
Original Budget	74,026,458
Budget Revisions:	
Board Resolutions to Accept Donations to the District	56,639
Expenditures from Reserve Funds:	
Tax Certiorari	<u>370,320</u>
Final Budget	<u>\$ 74,453,417</u>
Next Year's Budget is a (Voter-Approved) Budget of	<u>\$ 74,680,761</u>

SECTION 1318 REAL PROPERTY TAX LAW LIMIT CALCULATION

2021-2022 Expenditure Budget Maximum Allowed	\$ <u>74,680,461</u>
General Fund Balance Subject to Section 1318 of Real Property Tax Law:	
Unrestricted Fund Balance:	
Committed Fund Balance	\$ -
Assigned Fund Balance	2,951,588
Unassigned Fund Balance	<u>2,993,461</u>
Total Unrestricted Fund Balance	<u>5,945,049</u>
Less:	
Appropriated Fund Balance	2,491,303
Insurance Recovery Reserve	-
Tax Reduction Reserve	-
District Committed Expense	3,003
Encumbrances Included in Committed and Assigned Fund Balance	<u>457,282</u>
Total Adjustments	<u>2,951,588</u>
General Fund Balance Subject to Section 1318 of Real Property Tax Law	<u>\$ 2,993,461</u>
Actual Percentage	4%

Note: Totals may not add due to rounding.

See independent auditor's report and notes to the financial statements.

ARDSLEY UNION FREE SCHOOL DISTRICT
SUPPLEMENTAL INFORMATION
SCHEDULE OF PROJECT EXPENDITURES - CAPITAL PROJECTS FUND
FOR THE YEAR ENDED JUNE 30, 2021

PROJECT TITLE	Original Budget	Revised Budget	Prior Years	Expenditures		Unexpended Balance	Proceeds of Obligation	Methods of Financing		Total	Fund Balance June 30, 2020
				Current Year	Total			State Aid	Local Sources		
Major Capital Projects:											
Concord Road Reconstruction	\$ 1,817,032	\$ 1,820,532	\$ 1,291,878	\$ 43,821	\$ 1,335,699	\$ 484,833	\$ 1,549,157	\$ -	\$ -	\$ 1,549,157	\$ 213,458
Concord Road Reconstruction	1,196,600	1,719,781	1,469,632	69,373	1,539,005	180,776	1,636,306	-	-	1,636,306	97,301
Ardsley High School Reconstruction	3,354,651	3,556,375	3,067,228	122,896	3,190,124	366,251	3,106,305	-	-	3,106,305	(83,819)
Ardsley High School Reconstruction	3,102,418	4,134,107	3,442,475	359,640	3,802,115	331,992	4,000,000	-	-	4,000,000	197,885
Ardsley Middle School Reconstruction	2,486,612	2,418,614	1,817,388	2,175	1,819,563	599,051	1,908,232	-	-	1,908,232	88,669
Ardsley Middle School Reconstruction	1,346,640	2,528,228	2,151,614	231,577	2,383,191	145,037	2,500,000	-	-	2,500,000	116,809
Administration Building Interior	107,000	321,235	267,235	18,129	285,364	35,871	300,000	-	-	300,000	14,636
	13,410,953	16,498,872	13,507,451	847,611	14,355,062	2,143,810	15,000,000	-	-	15,000,000	644,938
Totals	\$ 13,410,953	\$ 16,498,872	\$ 13,507,451	\$ 847,611	\$ 14,355,062	\$ 2,143,810	\$ 15,000,000	\$ -	\$ -	\$ 15,000,000	\$ 644,938

Note: Totals may not add due to rounding.

ARDSLEY UNION FREE SCHOOL DISTRICT
 SUPPLEMENTAL INFORMATION
 SCHEDULE OF COMBINED BALANCE SHEET - NON-MAJOR GOVERNMENTAL FUNDS
 JUNE 30, 2021

	Special Aid	Cafeteria	Debt Service	Special Miscellaneous	Capital Projects	Total Non-Major
ASSETS						
Cash:						
Unrestricted	\$ 11,692	\$ 413,174	\$ -	\$ 44,532	\$ 52,109	\$ 521,507
Restricted	-	-	121,215	-	-	121,215
Investments:						
Unrestricted	-	-	-	-	6,641,056	6,641,056
Restricted	-	-	-	-	-	-
Receivables:						
Taxes	-	-	-	-	-	-
Due from Other Funds	-	-	423,527	-	-	423,527
State and Federal Aid	515,222	96,586	-	-	-	611,808
Due from Other Governments	-	-	-	-	-	-
Other	-	-	-	50	-	50
Inventories	-	-	-	-	-	-
Deferred Expenditures	-	-	-	-	-	-
Capital Assets, Net	-	-	-	-	-	-
Total Assets	<u>\$ 526,913</u>	<u>\$ 509,760</u>	<u>\$ 544,741</u>	<u>\$ 44,582</u>	<u>\$ 6,693,165</u>	<u>\$ 8,319,162</u>
LIABILITIES						
Payables:						
Accounts Payable	\$ 36,092	\$ 101	\$ -	\$ -	\$ -	\$ 36,193
Accrued Liabilities	379	3,358	-	-	-	3,737
Due to Other Funds	490,341	-	-	-	1,053,834	1,544,175
Due to Other Governments	102	71	-	-	-	173
Retainage Payable	-	-	-	-	-	-
Bond Interest and Matured Bonds	-	-	-	-	-	-
Notes Payable:						
Tax Anticipation	-	-	-	-	-	-
Revenue Anticipation	-	-	-	-	-	-
Bond Anticipation	-	-	-	-	4,994,393	4,994,393
Deferred Credits:						
Overpayments and Collections in Advance	-	-	-	-	-	-
Deferred Revenues	-	52,332	-	-	-	52,332
Planned Balance	-	-	-	-	-	-
Long-Term Liabilities:						
Due to Teachers' Retirement System	-	-	-	-	-	-
Due to Employees' Retirement System	-	-	-	-	-	-
Compensated Absences Payable	-	-	-	-	-	-
Other Post Employment Benefits Payable	-	-	-	-	-	-
Judgments & Claims Payable	-	-	-	-	-	-
Other Liabilities	-	-	-	-	-	-
Total Liabilities	<u>526,914</u>	<u>55,862</u>	<u>-</u>	<u>-</u>	<u>6,048,227</u>	<u>6,631,003</u>
FUND BALANCES						
Non Spendable	-	-	-	-	-	-
Reserved (Specify)	-	-	544,741	-	-	544,741
Committed	-	-	-	-	-	-
Assigned	-	453,898	-	44,582	644,938	1,143,418
Unassigned	-	-	-	-	-	-
Total Fund Balances	<u>-</u>	<u>453,898</u>	<u>544,741</u>	<u>44,582</u>	<u>644,938</u>	<u>1,688,160</u>
Total Liabilities and Fund Balances	<u>\$ 526,914</u>	<u>\$ 509,760</u>	<u>\$ 544,741</u>	<u>\$ 44,582</u>	<u>\$ 6,693,165</u>	<u>\$ 8,319,162</u>

Note: Totals may not add due to rounding.

ARDSLEY UNION FREE SCHOOL DISTRICT
SUPPLEMENTAL INFORMATION
SCHEDULE OF COMBINED STATEMENT OF REVENUES, EXPENDITURES AND
CHANGES IN FUND BALANCES - NON-MAJOR GOVERNMENTAL FUNDS
FOR THE YEAR ENDED JUND 30, 2021

	Special Aid	Cafeteria	Debt Service	Special Miscellaneous	Capital Projects	Total Non-Major
REVENUES						
Real Property Taxes	\$ -	\$ -	\$ -	\$ -	\$ -	\$ -
Other Tax Items	-	-	-	-	-	-
Nonproperty Taxes	-	-	-	-	-	-
Charges for Services	-	-	-	-	-	-
Use of Money and Property	-	-	677	-	-	677
Sale of Property and Compensation for Loss	-	-	-	-	-	-
Miscellaneous	-	29,967	-	5,334	-	35,302
Interfund Revenue	-	-	-	-	-	-
State Sources	496,140	6,781	-	-	-	502,921
Medicaid Reimbursement	-	-	-	-	-	-
Federal Sources	543,011	325,340	-	-	-	868,351
Surplus Food	-	26,850	-	-	-	26,850
Sales - School Lunch	-	36,049	-	-	-	36,049
Total Revenues	<u>1,039,151</u>	<u>424,988</u>	<u>677</u>	<u>5,334</u>	<u>-</u>	<u>1,470,151</u>
EXPENDITURES						
General Support	-	-	-	-	-	-
Instruction	1,219,713	-	-	-	-	1,219,713
Pupil Transportation	29,468	-	-	-	-	29,468
Community Service	-	-	-	-	-	-
Employee Benefits	-	-	-	-	-	-
Debt Service:	-	-	-	-	-	-
Principal	-	-	3,453,708	-	-	3,453,708
Interest	-	-	1,019,427	-	-	1,019,427
Cost of Sales	-	445,049	-	-	-	445,049
Other Expenditures	-	-	-	6,100	-	6,100
Capital Outlay	-	-	-	-	847,611	847,611
Total Expenditures	<u>1,249,181</u>	<u>445,049</u>	<u>4,473,135</u>	<u>6,100</u>	<u>847,611</u>	<u>7,021,076</u>
Excess (Deficiency) of Revenues Over Expenditures	<u>(210,030)</u>	<u>(20,061)</u>	<u>(4,472,458)</u>	<u>(766)</u>	<u>(847,611)</u>	<u>(5,550,925)</u>
OTHER FINANCING SOURCES AND USES						
Premium on Obligations Issued	-	-	48,506	-	-	48,506
Proceeds from Debt	-	-	-	-	-	-
Operating Transfers In	210,029	-	4,473,135	-	-	4,683,165
Operating Transfers (Out)	-	-	-	-	-	-
Rounding	-	-	-	-	-	-
Total Other Sources (Uses)	<u>210,029</u>	<u>-</u>	<u>4,521,641</u>	<u>-</u>	<u>-</u>	<u>4,731,671</u>
Excess (Deficiency) of Revenues and Other Sources Over Expenditures and Other Uses	<u>-</u>	<u>(20,061)</u>	<u>49,183</u>	<u>(766)</u>	<u>(847,611)</u>	<u>(819,255)</u>
Fund Balances - Beginning of Year, Restated	<u>-</u>	<u>473,958</u>	<u>495,559</u>	<u>45,348</u>	<u>1,492,549</u>	<u>2,507,414</u>
Fund Balances - End of Year	<u>\$ -</u>	<u>\$ 453,897</u>	<u>\$ 544,742</u>	<u>\$ 44,582</u>	<u>\$ 644,938</u>	<u>\$ 1,688,159</u>

Note: Totals may not add due to rounding.


See independent auditor's report and notes to the financial statements.

ARDSLEY UNION FREE SCHOOL DISTRICT
 SUPPLEMENTAL INFORMATION
 SCHEDULE OF INVESTMENT IN CAPITAL ASSETS, NET OF RELATED DEBT
 FOR THE YEAR ENDED JUNE 30, 2021

Capital Assets, Net		\$ 62,376,370
Add:		
Unamortized Bond Issuance Costs	\$ _____	-
Total Additions		-
Deduct:		
Short-Term Portion of Bonds Payable	3,465,000	
Long-Term Portion of Bonds Payable	25,635,000	
Short-Term Portion of Installment Purchase Debt	35,025	
Long-Term Portion of Installment Purchase Debt	105,075	
Unamortized Bond Issuance Premium Received at Closing	_____ 906,968	
Total Deductions		<u>(30,147,068)</u>
Investment in Capital Assets, Net of Related Debt		<u>\$ 32,229,302</u>

Note: Totals may not add due to rounding.

See independent auditor's report and notes to the financial statements.



Sickler, Torchia
Allen & Churchill, CPA's, PC
Your Partner When It Counts

Robert J. Allen, CPA
Victor V. Churchill, CPA
Edward J. Gower II, CPA
Joseph J. Montalto, CPA
Craig R. Sickler, CPA
Michael A. Torchia, Jr., CPA, CVA

INDEPENDENT AUDITOR'S REPORT ON INTERNAL CONTROL
OVER FINANCIAL REPORTING AND ON COMPLIANCE AND OTHER MATTERS
BASED ON AN AUDIT OF BASIC FINANCIAL STATEMENTS PERFORMED IN
ACCORDANCE WITH *GOVERNMENT AUDITING STANDARDS*

To the Board of Education
Ardsley Union Free School District
Ardsley, New York

We have audited, in accordance with the auditing standards generally accepted in the United States of America and the standards applicable to financial audits contained in Government Auditing Standards issued by the Comptroller General of the United States, the financial statements of the governmental activities, the business-type activities, the aggregate discretely presented component units, each major fund, and the aggregate remaining fund information of Ardsley Union Free School District (the "District"), as of and for the year ended June 30, 2021, and the related notes to the financial statements, which collectively comprise the District's basic financial statements, and have issued our report thereon dated October 5, 2021.

Internal Control Over Financial Reporting:

In planning and performing our audit of the financial statements, we considered the District's internal control over financial reporting (internal control) to determine the audit procedures that are appropriate in the circumstances for the purpose of expressing our opinions on the financial statements, but not for the purpose of expressing an opinion on the effectiveness the District's internal control. Accordingly, we do not express an opinion on the effectiveness of District's internal control.

A *deficiency in internal control* exists when the design or operation of a control does not allow management or employees, in the normal course of performing their assigned functions, to prevent, or detect and correct, misstatements on a timely basis. A *material weakness* is a deficiency, or a combination of deficiencies, in internal control, such that there is a reasonable possibility that a material misstatement of the entity's financial statements will not be prevented, or detected and corrected on a timely basis. A *significant deficiency* is a deficiency, or a combination of deficiencies, in internal control that is less severe than a material weakness, yet important enough to merit attention by those charged with governance.

Our consideration of internal control was for the limited purpose described in the first paragraph of this section and was not designed to identify all deficiencies in internal control that might be material weaknesses or significant deficiencies. Given these limitations, during our audit we did not identify any deficiencies in internal control that we consider to be material weaknesses. However, material weaknesses may exist that have not been identified.

ARDSLEY UNION FREE SCHOOL DISTRICT

INDEPENDENT AUDITOR'S REPORT ON INTERNAL CONTROL
OVER FINANCIAL REPORTING AND ON COMPLIANCE AND OTHER MATTERS
BASED ON AN AUDIT OF BASIC FINANCIAL STATEMENTS PERFORMED IN
ACCORDANCE WITH *GOVERNMENT AUDITING STANDARDS*
(CONTINUED)

Compliance and Other Matters:

As part of obtaining reasonable assurance about whether the District's financial statements are free from material misstatement, we performed tests of its compliance with certain provisions of laws, regulations, contracts, and grant agreements, noncompliance with which could have a direct and material effect on the determination of financial statement amounts. However, providing an opinion on compliance with those provisions was not an objective of our audit, and accordingly, we do not express such an opinion. The results of our tests disclosed no instances of noncompliance or other matters that are required to be reported under *Government Auditing Standards*.

Purpose of this Report:

The purpose of this report is solely to describe the scope of our testing of internal control and compliance and the results of that testing, and not to provide an opinion on the effectiveness of the entity's internal control or on compliance. This report is an integral part of an audit performed in accordance with Government Auditing Standards in considering the entity's internal control and compliance. Accordingly, this communication is not suitable for any other purpose.


Siebler, Torchia, Allen + Churchill, LLP, P.C.

Hudson, New York
October 5, 2021

ARDSLEY UNION FREE SCHOOL DISTRICT

MANAGEMENT LETTER

JUNE 30, 2021



Sickler, Torchia
 Allen & Churchill, CPA's, PC
Your Partner When It Counts

Robert J. Allen, CPA
 Victor V. Churchill, CPA
 Edward J. Gower II, CPA
 Joseph J. Montalto, CPA
 Craig R. Sickler, CPA
 Michael A. Torchia, Jr., CPA, CVA

October 5, 2021

Ardsley Union Free School District
 Ardsley, New York

In planning and performing our audit of the basic financial statements of Ardsley Union Free School District (the "District") for the year ended June 30, 2021, in accordance with auditing standards generally accepted in the United States of America and the standards applicable to financial audits contained in *Government Auditing Standards*, issued by the Comptroller General of the United States, we considered the District's internal control over financial reporting (internal control) as a basis for designing our auditing procedures for the purpose of expressing our opinions on the financial statements, but not for the purpose of expressing an opinion on the effectiveness of Ardsley Union Free School District's internal control. Accordingly, we do not express an opinion on the effectiveness of the District's internal control.

However, during our audit we became aware of matters that are opportunities for strengthening internal controls and operating efficiency. The memorandum that accompanies this letter summarizes our comments and suggestions regarding those matters. We previously reported on the District's internal control in our report dated October 5, 2021. This letter does not affect our report dated October 5, 2021, on the basic financial statements of Ardsley Union Free School District.

We will review the status of these comments during our next audit engagement. We have already discussed these comments and suggestions with various District personnel, and we will be pleased to discuss them in further detail at your convenience, to perform any additional study of these matters, or to assist you in implementing the recommendations.

Sickler, Torchia, Allen & Churchill, CPAs, P.C.

Hudson, New York

MEMORANDUM

PRIOR YEAR MEMORANDUM ITEMS

School Lunch Fund:

During the June 30, 2012 through 2020 audits, it was noted the School Lunch Fund had greater than three months' worth of average operating expenditures in its fund balance. The fund balance has grown each year during this period.

June 30, 2021 Status:

During the current year audit, it was noted the school lunch fund has \$453,898, which is greater than three months' worth of average operating expenditures. The District should formalize a multiyear plan to utilize these funds for the benefit of the program even though during the current year there was a decrease due to normal activity in the fund. *Accordingly, we will continue to monitor this area.*

Extraclassroom Activity Funds:

Annually, from 2016 to 2020 the District has clubs on the books which show no financial activity. Clubs are not necessarily inactive even though there are no funds in their account. The District recognizes that regulations require the funds of a discontinued activity revert to the account of the general student organization.

June 30, 2021 Status:

During the current year audit, it was noted that 38 funds showed no activity. The District should recognize each year all active clubs even if they do not have financial activity. This can be accomplished by supplying a list at least annually to the Board of Education. *Accordingly, we will continue to monitor this area.*

Extraclassroom Activity Funds:

During the 2014 through the 2020 audit, it was noted that there were varying amounts of deposit forms and expense forms that were not fully completed. The incomplete forms were missing various signatures.

We recommend the District go over the extraclassroom fund policies and work to strengthen the overall controls over the funds.

June 30, 2021 Status:

During our current year audit, we found one deposit form was not fully completed, missing supporting documentation and signatures. Prenumber cash receipts were not used. There was an expense that did not have supporting documentation. All these deviations happened in the Middle School Clubs. All of these were discussed with administration. Due to COVID-19 the transactions were less than usual and if they increase in the current year there is a chance the deviations could be higher. *Accordingly, we will continue to monitor this area.*

CURRENT YEAR MEMORANDUM ITEMS

None Noted