



## Blue Ridge Academy

955 Stanislaus Street, Maricopa, CA 93252

Ph (661) 525-1178 | Fax (661) 465-4544

### **Regular Scheduled Board Meeting**

**June 25, 2024 – 6:00 pm**

**625 West Covina Blvd.**

**San Dimas, CA 91773**

*Teleconference Available to the Public*

<https://zoom.us/j/8698887379>

*Call-In Information: 669-900-6833*

*Meeting ID: 869 888 7379*

### **AGENDA**

1. Call to Order
2. Approval of the Agenda
3. Public Comments
4. Executive Director's Report
5. Discussion and Potential Action on the Resignation of a Board Member
6. Discussion and Potential Action on the Appointment of a Board Member
7. Discussion and Potential Action on the Confirmation of Board Member Offices and Terms
8. Consent Agenda – Items for Consideration
  - a) 6-4-24 Board Minutes
  - b) Invoices over \$100,000
  - c) Homeless Education Policy
9. Discussion and Potential Action on the April & May Financials
10. Discussion and Potential Action on the 2024-2025 Fiscal Year - Budget
11. Discussion and Potential Action on the 2024-2025 EPA Budget
12. Discussion and Potential Action on the Board Resolution Regarding the Education Protection Account - 2024-2
13. Discussion and Potential Action on the Prop 28 Plan



## Blue Ridge Academy

955 Stanislaus Street, Maricopa, CA 93252

Ph (661) 525-1178 | Fax (661) 465-4544

14. Report on Local Control & Accountability Plan (LCAP) Self-Reflection Updates
15. Discussion and Potential Action on the Local Control & Accountability Plan (LCAP)
16. Discussion and Potential Action on the Board Resolution: Stipend Expense for Travel, Internet, and Phone – 2024-3
17. Discussion and Potential Action on the Next Regular Scheduled Board Meeting
18. Board of Directors' Requests
19. Adjournment

All matters listed under Consent Agenda are considered to be routine or sufficiently supported by prior or accompanying reference materials and information as to not require additional discussion. A motion as referenced below will enact all items. There will be no separate discussion of these items prior to the time the Board of Education votes on the motion unless members of the Board, staff or public request specific items to be removed from the Consent Agenda for separate consideration for action.

Public comment rules: Members of the public may address the Board on agenda or non-agenda items through the teleconference platform, zoom. Zoom does not require the members of the public to have an account or login. Please either utilize the chat option to communicate with the administrative team your desire to address the board or simply communicate orally your desire to address the board when the board asks for public comments. Speakers may be called in the order that requests are received. We ask that comments are limited to 2 minutes each, with no more than 15 minutes per single topic so that as many people as possible may be heard. If a member of the public utilizes a translator to address the board, those individuals are allotted 4 minutes each. Members of the public may also email their comments to the Board at [Board@theblueridgeacademy.com](mailto:Board@theblueridgeacademy.com) no later than 1 business day before a Board meeting. Emailed comments will be read during the public comments portion of the meeting after the spoken comments, as time allows. By law, the Board is allowed to take action only on items on the agenda. The Board may, at its discretion, refer a matter to school staff or calendar the issue for future discussion.

Note: Blue Ridge Academy Governing Board encourages those with disabilities to participate fully in the public meeting process. If you need a disability-related modification or accommodation, including auxiliary aids or services, to participate in the public meeting, please contact the Governing Board Office at 657-600-0976 at least 48 hours before the scheduled board meeting so that we may make every reasonable effort to accommodate you. (Government Code § 54954.2; Americans with Disabilities Act of 1990, § 202 (42 U.S.C. § 12132)).

# Director's Report

6/25/24



# Testing Recap: STAR 360 Participation

**2023-24**

Fall 2023 Early Literacy	Fall 2023 Reading	Fall 2023 Math
94.7%	93.5%	94.6%

Spring 2024 Early Literacy	Spring 2024 Reading	Spring 2024 Math
94.6%	93.9%	93.8%



# Top 5 Reasons Star 360 Not Tested Reasons

## Content **Fall 2023**

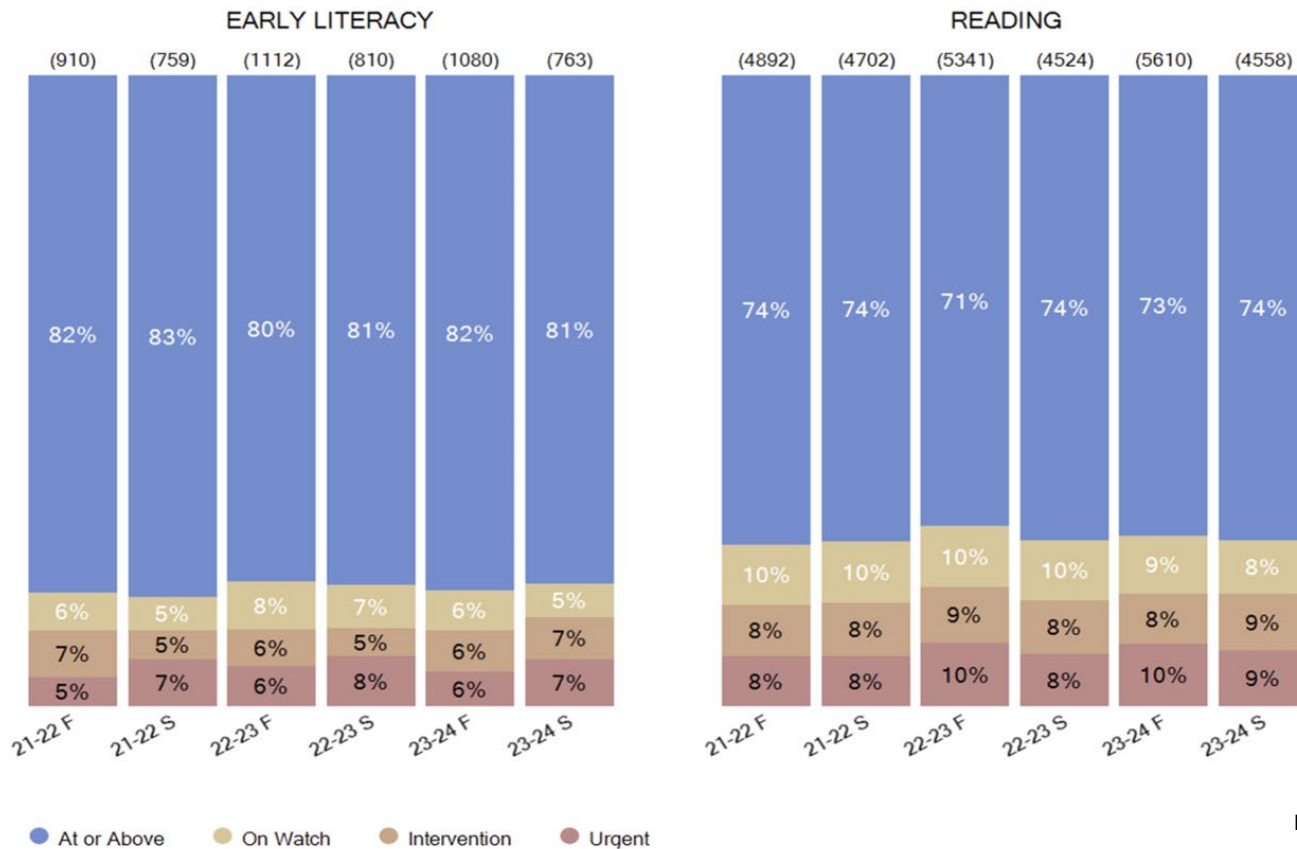
1. Parent refusal
2. Parent does not follow through\*
3. Non-reader, took EL
4. My student is SPED
5. Medical (illness with student or in the family)

## **Spring 2024**

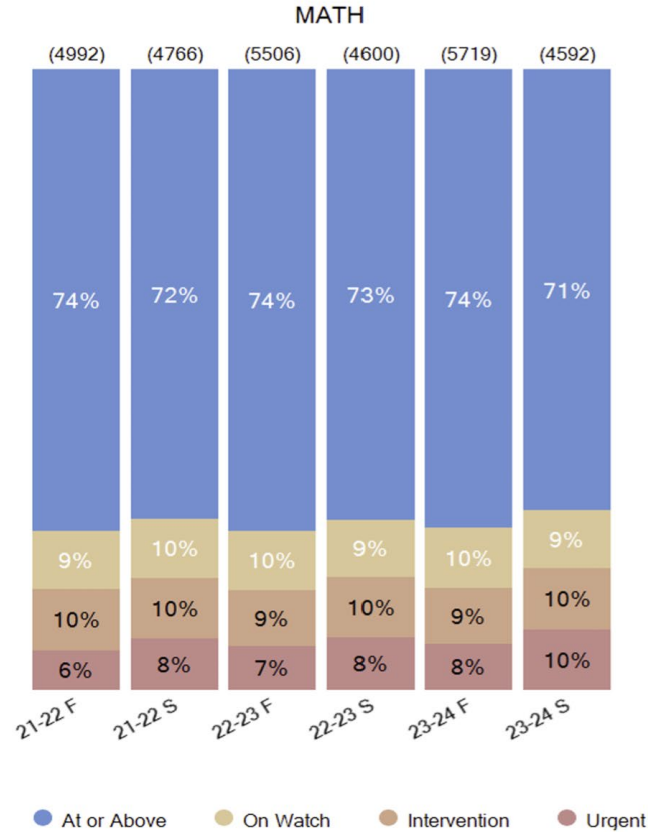
1. No note provided by the HST
2. Parent does not follow through\*
3. Parent refusal
4. Non-reader, took EL
5. My student is SPED

\* Parent does not follow through - HST sent email and phone call reminders, and the parent stated they would complete the assessments but never did.

# Star 360 Progress



# Star 360 Progress (cont.)



# SBAC Participation

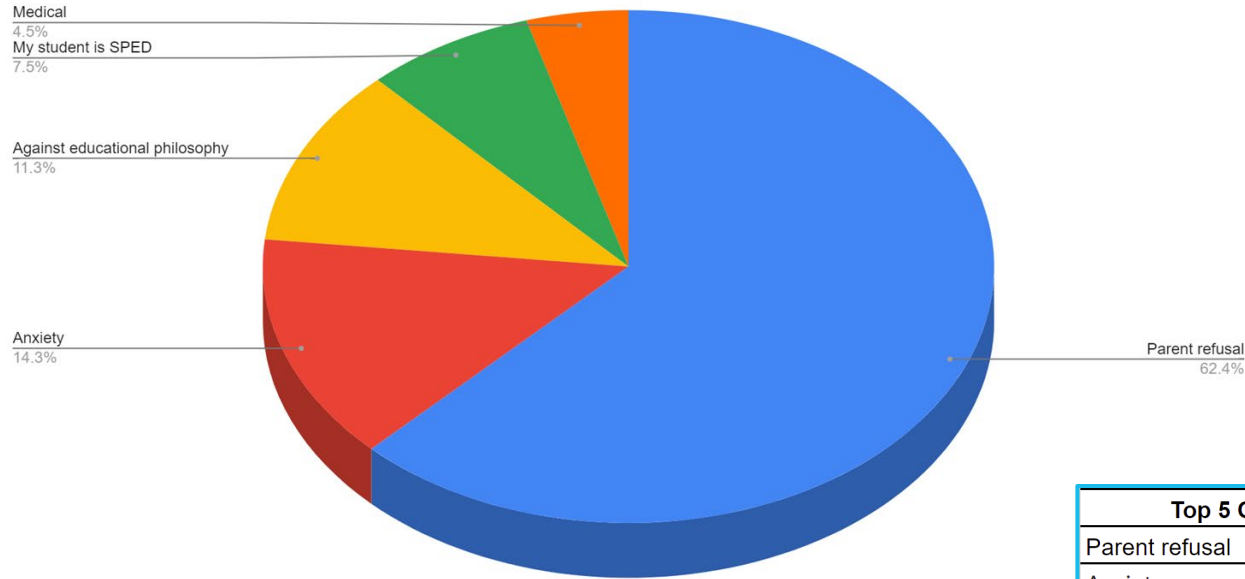
SBAC	ELA (3857)	Math (3857)	Science (1848)	CAA ELA (54)	CAA Math (54)	CAA Science (24)
Opt-Out	153	152	59	13	13	1
Min Participation Only	203	203	81	3	4	4
Remote Tests	62.9% (2,426)	62.7% (2,418)	63.9% (1,181)	N/A	N/A	N/A
In-Person	37.1% (1,431)	37.1% (1,439)	37.3% (667)	75.9% (41)	75.9% (41)	95.8% (23)
Non-School Day (56 students total)	80	72	14	N/A	N/A	N/A
Overall Participation	96% started (3,704)	96% started (3,705)	37.5% (693)	75.9% (41)	75.9% (41)	95.8% (23)

# SBAC Progress

SBAC performance levels will be available once all score reports have been generated, which will be in the fall. Dashboard data will be posted by mid-December.



# 2023-24 Top 5 SBAC Opt-Out Reasons

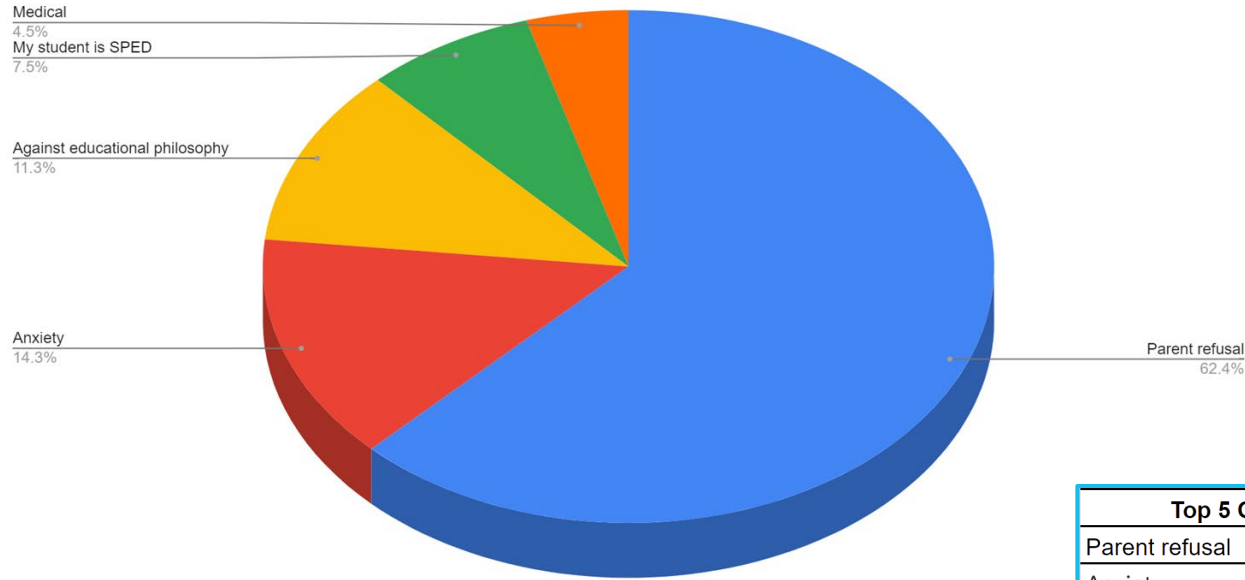


Top 5 Opt-out Reasons for 2023-24 School Year

Parent refusal	83	62.4%
Anxiety	19	14.3%
Against educational philosophy	15	11.3%
My student is SPED	10	7.5%
Medical	4	4.5%
	133	100.0%



# 2023-24 Top 5 SBAC Opt-Out Reasons



**Top 5 Opt-out Reasons for 2023-24 School Year**

Parent refusal	83	62.4%
Anxiety	19	14.3%
Against educational philosophy	15	11.3%
My student is SPED	10	7.5%
Medical	5	4.5%
	133	100.0%

# SBAC Plans for the 2024-25 SY

- SBAC locations - Testing will secure in person locations and collaborate with teams to secure dates
- Continue parent outreach - Star 360, PFT, SBAC, SBAC office hours
- HST training - Star 360, PFT and SBAC. Multiple Measures, will provide the recording and slides from 2023-24.
- Student recognition - Focus not just on achievement but on progress made.
- Resources - Mr. Math Test Prep accounts, interim assessment sessions, testing resource center
- Additional Testing Coordinators: improve compliance, oversight, accountability



---

## Board Member Offices and Terms

### **Current**

Board President: Jessie Maron, term through 6/30/2024

Board Treasurer: Arlene Nelson, term through 6/30/2024

Board Secretary: Nicole Zolfo, term through 6/30/2024

Board Member: May Hampton, term through 6/30/2024

Board Member: Jennifer Marron, term through 6/30/2024

\*Note, any vacated offices must be filled, terms can be renewed for 1 or 2 years.



## Blue Ridge Academy

955 Stanislaus Street, Maricopa, CA 93252  
Ph (661) 525-1178 | Fax (661) 465-4544

### Regular Scheduled Board Meeting

**June 4, 2024 – 6:00 pm**

**625 West Covina Blvd., San Dimas, CA 91773**

**Attendance: Jessie Maron, May Hampton, Arlene Nelson**

**Absent: Nicole Zolfo, Jennifer Marron**

**Also Present: Samantha Haynes, Dr. Loretta Burns**

#### **1. Call to Order**

Jessie Maron called the meeting to order at 6:08 PM

#### **2. Approval of the Agenda**

The Board motioned to approve the Agenda with the removal of items #12, 13, and 14 and move them to the next board meeting.

Motion: Jessie Maron

Second: May Hampton

*Jessie Maron: Aye*

*Arlene Nelson: Aye*

*Nicole Zolfo: Absent*

*May Hampton: Aye*

*Jennifer Marron: Absent*

#### **3. Public Comments**

Dr. Meier made a public comment thanking the school for its staff support and cooperation.

#### **4. Consent Agenda – Items for Consideration**

**a) 4-23-24 Board Minutes**

**b) Invoices over \$100,000**

**c) LP Dates Calendar**

The Board motioned to approve the Consent Agenda – Items for Consideration.

Motion: Arlene Nelson

Second: May Hampton

*Jessie Maron: Aye*

*Arlene Nelson: Aye*

*Nicole Zolfo: Absent*

*May Hampton: Aye*

*Jennifer Marron: Absent*

#### **5. Board Recruitment Committee Report**

The Board received a report from the Recruitment Committee on Board applicants.



## Blue Ridge Academy

955 Stanislaus Street, Maricopa, CA 93252

Ph (661) 525-1178 | Fax (661) 465-4544

### **6. Public Hearing of the Local Control and Accountability Plan (LCAP) Draft Review**

The Local Control and Accountability Plan (LCAP) Draft was presented and a public hearing was held. No public comments were made regarding the matter. No action was taken.

### **7. Discussion and Potential Action on the Audit Engagement Letter**

The Board motioned to approve the Audit Engagement Letter.

Motion: Jessie Maron

Second: Arlene Nelson

*Jessie Maron: Aye*

*Arlene Nelson: Aye*

*Nicole Zolfo: Absent*

*May Hampton: Aye*

*Jennifer Marron: Absent*

### **8. Discussion and Potential Action on the 2024-2025 Charter Safe Proposal**

The Board motioned to approve the 2024-2025 Charter Safe Proposal.

Motion: Arlene Nelson

Second: May Hampton

*Jessie Maron: Aye*

*Arlene Nelson: Aye*

*Nicole Zolfo: Absent*

*May Hampton: Aye*

*Jennifer Marron: Absent*

### **9. Discussion and Potential Action on the Fiscal Policies and Procedures**

The Board motioned to approve the Fiscal Policies and Procedures.

Motion: Jessie Maron

Second: Arlene Nelson

*Jessie Maron: Aye*

*Arlene Nelson: Aye*

*Nicole Zolfo: Absent*

*May Hampton: Aye*

*Jennifer Marron: Absent*



## Blue Ridge Academy

955 Stanislaus Street, Maricopa, CA 93252

Ph (661) 525-1178 | Fax (661) 465-4544

### **10. Discussion and Potential Action on the EL Master Plan 2024-2025**

The Board motioned to approve the EL Master Plan 2024-2025.

Motion: Arlene Nelson

Second: May Hampton

*Jessie Maron: Aye*

*Arlene Nelson: Aye*

*Nicole Zolfo: Absent*

*May Hampton: Aye*

*Jennifer Marron: Absent*

### **11. Discussion and Potential Action on the Board of Directors' Self-Evaluation**

The Board conducted a Self-Evaluation. No action was taken.

### **12. Discussion and Potential Action on the Resignation of a Board Member**

The Board motioned to remove this item from the agenda during the "Approval of the Agenda" item.

### **13. Discussion and Potential Action on the Appointment of a Board Member**

The Board motioned to remove this item from the agenda during the "Approval of the Agenda" item.

### **14. Discussion and Potential Action on the Confirmation of Board Member Offices and Terms**

The Board motioned to remove this item from the agenda during the "Approval of the Agenda" item.

### **15. Discussion and Potential Action on the 2024-2025 Board Meeting Calendar**

The Board motioned to approve the 2024 – 2025 Board Meeting Calendar.

Motion: Arlene Nelson

Second: May Hampton

*Jessie Maron: Aye*

*Arlene Nelson: Aye*

*Nicole Zolfo: Absent*

*May Hampton: Aye*

*Jennifer Marron: Absent*





## Blue Ridge Academy

955 Stanislaus Street, Maricopa, CA 93252

Ph (661) 525-1178 | Fax (661) 465-4544

### 16. Discussion and Potential Action on the Next Regular Scheduled Board Meeting

The Board motioned to approve the Next Regular Scheduled Board Meeting on June 25, 2024 at 6:00 pm.

Motion: Jessie Maron

Second: May Hampton

*Jessie Maron: Aye*

*Arlene Nelson: Aye*

*Nicole Zolfo: Absent*

*May Hampton: Aye*

*Jennifer Marron: Absent*

### 17. Board of Directors' Requests

None.

### 18. Adjournment

The Board motioned to adjourn the meeting at 7:08 PM

Motion: Jessie Maron

Second: May Hampton

*Jessie Maron: Aye*

*Arlene Nelson: Aye*

*Nicole Zolfo: Absent*

*May Hampton: Aye*

*Jennifer Marron: Absent*

Prepared by:  
Amanda Panting

Noted by:

Board Secretary

# INVOICE

**Branches Learning, LLC**  
8605 Santa Monica Blvd #217681  
West Hollywood, CA 90069

accounting@brancheslearning.org  
+1 (323) 955-0114  
<https://brancheslearning.org>



## Blue Ridge Academy

**Bill to**  
Lisa Sophos  
Blue Ridge Academy  
625 West Covina Blvd.  
San Dimas, CA 91773

### Invoice details

Invoice no.: 1002  
Terms: Due on receipt  
Invoice date: 06/14/2024  
Due date: 06/14/2024

#	Product or service	Description	Qty	Rate	Amount
1.	Core Classes - HS	High School Core Classes, 17 Classes with 20 Seats	340	\$650.00	\$221,000.00
2.	World Languages - HS	High School World Languages (WL), 2 Classes with 15 Seats	30	\$650.00	\$19,500.00
3.	World Languages - HS	High School World Languages (WL), 1 Class with 10 Seats	10	\$650.00	\$6,500.00
4.	VAPA - HS	High School Visual & Performing Arts (VAPA), 3 Classes with 15 Seats	45	\$650.00	\$29,250.00
5.	VAPA - HS	High School Visual & Performing Arts (VAPA), 1 Class with 10 Seats	10	\$650.00	\$6,500.00
6.	Electives - HS	High School Electives, 4 Classes with 15 Seats	60	\$650.00	\$39,000.00
7.	Supplemental - HS	High School Supplemental, 1 Class with 10 Seats	10	\$375.00	\$3,750.00
8.	Core Classes - MS	Middle School Core Classes, 12 Classes with 20 Seats	240	\$650.00	\$156,000.00
9.	Enrichment - MS	Middle School Enrichment, 2 Classes with 15 seats	30	\$650.00	\$19,500.00

10.	<b>Enrichment - MS - 1HR</b>	Middle School Enrichment (1 Per Week), 1 Class with 15 seats	15	\$325.00	\$4,875.00
11.	<b>Supplemental - MS - 1HR</b>	Middle School Supplemental (1 Per Week), 3 Classes with 10 Seats	30	\$325.00	\$9,750.00
12.	<b>Core Classes - ELEM</b>	Elementary Core Classes, 16 Classes with 20 Seats	320	\$650.00	\$208,000.00
13.	<b>Enrichment - ELEM - 1HR</b>	Elementary Enrichment (1 Per Week), 2 Classes with 15 Seats	30	\$325.00	\$9,750.00
14.	<b>Enrichment - ELEM</b>	Elementary Enrichment, 2 Classes with 15 Seats	30	\$650.00	\$19,500.00
15.	<b>Supplemental - ELEM</b>	Elementary Supplemental, 2 Classes with 10 Seats	20	\$650.00	\$13,000.00
16.	<b>Supplemental - ELEM - 1HR</b>	Elementary Supplemental (1 Per Week), 4 Classes with 10 Seats	40	\$325.00	\$13,000.00

<b>Total</b>	<b>\$778,875.00</b>
--------------	---------------------

Note to customer

Thank you for choosing Branches Learning!

# INVOICE

**Branches Learning, LLC**  
8605 Santa Monica Blvd #217681  
West Hollywood, CA 90069

accounting@brancheslearning.org  
+1 (323) 955-0114  
<https://brancheslearning.org>



## Blue Ridge Academy

**Bill to**  
Lisa Sophos  
Blue Ridge Academy  
625 West Covina Blvd.  
San Dimas, CA 91773

### Invoice details

Invoice no.: 1003  
Terms: Due on receipt  
Invoice date: 06/14/2024  
Due date: 06/14/2024

#	Product or service	Description	Qty	Rate	Amount
1.	Tutoring	Tutoring (30 Min Sessions)	16500	\$29.00	\$478,500.00
Total					\$478,500.00

# Bridgeway Academy

334 Second Street  
Catasauqua, PA 18032  
EMAIL : ccolclough@bridgewayacademy.com

INVOICE NUMBER                      BW-BRA-P020  
INVOICE DATE                              6/13/2024  
Due Date                                      7/2/2024

ACH Info below for payment

FOR

Blue Ridge Academy Stepping  
Stone Program

Blue Ridge Academy  
110 West 6th St #909  
Azusa, CA 91702

vendorinvoicing@theblueridgeacademy.com

# Seats			AMOUNT
Contract	640	Prepay	\$464,000.00
32 Sections of 20 seats			
Credit - Prior Year Books			-\$8,025.00

TOTAL                      \$455,975.00

Please Pay via ACH

Truist Bank

Routing # 031309123

Account # 1390008991479

If you have any questions concerning this invoice, use the following contact information:  
Carol Colclough ccolclough@bridgewayacademy.com

# Bridgeway Academy

334 Second Street  
Catasauqua, PA 18032  
EMAIL : ccolclough@bridgewayacademy.com

INVOICE NUMBER                      BW-BRA-P021  
INVOICE DATE                         6/13/2024  
Due Date                                7/2/2024

BILL TO

ACH Info below for payment

FOR

Blue Ridge Academy MS Bridge  
Program

Blue Ridge Academy  
110 West 6th St #909  
Azusa, CA 91702

vendorinvoicing@theblueridgeacademy.com

# Seats	AMOUNT
Contract                      520                      Prepay	\$377,000.00
26 Sections of 20 Seats	
Credit - Prior year books	-\$3,040.00

TOTAL                      \$373,960.00

Please Pay via ACH                      Truist Bank

Routing # 031309123

Account # 1390008991479

If you have any questions concerning this invoice, use the following contact information:

Carol Colclough    ccolclough@bridgewayacademy.com



# Bridgeway Academy

334 Second Street  
Catasauqua, PA 18032  
EMAIL : ccolclough@bridgewayacademy.com

INVOICE NUMBER BW-BRA-P022  
INVOICE DATE 6/13/2024  
Due Date 7/2/2024

## BILL TO

ACH Payment info below for payment

FOR

Blue Ridge Academy Elite  
Program

Blue Ridge Academy  
110 West 6th St #909  
Azusa, CA 91702

[vendorinvoicing@theblueridgeacademy.com](mailto:vendorinvoicing@theblueridgeacademy.com)

Item	# Seats	AMOUNT
Contract	640	PrePay
	32 sections @ 20 seats	\$464,000.00

**TOTAL \$464,000.00**

Please Pay via ACH

Truist Bank

Routing # 031309123

Account # 1390008991479

If you have any questions concerning this invoice, use the following contact information:

Carol Colclough ccolclough@bridgewayacademy.com

South Hynes



302 Washington St. #811  
San Diego, CA 92103  
+1 8582815001  
backoffice@chartertechservices.com  
www.CharterTechServices.com

# Invoice 17667

**BRA  
1307**

**LCAP 1307 = \$423,288.30**

BILL TO	SHIP TO	DATE	PLEASE PAY	DUE DATE
Blue Ridge Academy 955 Stanislaus Street Maricopa, CA 93252	Blue Ridge Academy 625 W COVINA BLVD SAN DIMAS, CA 91773	05/31/2024	<b>\$598,171.62</b>	05/31/2024

## 2024-2025 School Year

DESCRIPTION	QTY	RATE	AMOUNT
Techstore prebuy - Student Chromebook w/ Management License	250	307.00	76,750.00T
Techstore prebuy - Student Chromebook warranty	250	69.00	17,250.00
CA recycle fee - Student Chromebook	250	4.00	1,000.00
Techstore prebuy - Student Windows Laptop: Standard	375	579.00	217,125.00T
Techstore prebuy - Student Windows Laptop: Standard warranty	375	99.99	37,496.25
CA recycle fee - Student Windows Laptop: Standard	375	5.00	1,875.00
Techstore prebuy - Student Windows Laptop: Mid	15	879.00	13,185.00T
Techstore prebuy - Student Windows Laptop: Mid warranty	15	129.99	1,949.85
CA recycle fee - Student Windows Laptop: Mid	15	5.00	75.00
Techstore prebuy - Apple iPad 10.9" w/ case	80	383.99	30,719.20T
Techstore prebuy - Apple iPad 10.9" warranty	80	99.00	7,920.00
CA recycle fee - Apple iPad 10.9"	80	4.00	320.00
Techstore prebuy - Apple iPad Air 13" w/ case	40	838.99	33,559.60T
Techstore prebuy - Apple iPad Air 13"warranty	40	129.00	5,160.00
CA recycle fee - Apple iPad Air 13"	40	4.00	160.00
Techstore prebuy - Apple Macbook 13" w/ case	50	1,038.99	51,949.50T
Techstore prebuy - Apple Macbook 13" warranty	50	179.00	8,950.00
CA recycle fee - Apple Macbook 13"	50	4.00	200.00

South Home

DESCRIPTION	QTY	RATE	AMOUNT
Techstore prebuy - Printer: Flatbed Inkjet	0	129.99	0.00T
Techstore prebuy - Mouse: Wireless (Bluetooth)	300	44.99	13,497.00T
Techstore prebuy - Mouse: Wired	15	9.99	149.85T
Techstore prebuy - Headset	300	39.95	11,985.00T
Techstore prebuy - Pen: Logitech Crayon	15	69.99	1,049.85T
Techstore prebuy - Pen: Apple Pencil Pro	20	129.00	2,580.00T
Techstore prebuy - Ink Cartridge Combo: Standard (High-Yield)	80	83.98	6,718.40T
Techstore prebuy - Ink Cartridge Combo: Flatbed (High-Yield)	200	58.98	11,796.00T
Summer Techstore Prebuy 2024		SUBTOTAL	553,420.50
		TAX	44,751.12
		TOTAL	598,171.62
		TOTAL DUE	\$598,171.62

THANK YOU.

Renaissance

South House

Invoice

2911 Peach Street, Wisconsin Rapids, Wisconsin 54494-1905  
Phone (800) 338-4204 | Fax (800)788-1272  
Tax I.D. #39-1559474

Invoice Number: INV5325119  
Invoice Date: 06/05/2024  
Bill To Number: 7142238

Bill To  
BLUE RIDGE ACADEMY  
955 STANISLAUS ST  
MARICOPA CA 93252-9779  
United States

BRA  
1406

2024-2025 School Year

Terms	PO #
Net 30	SAMANTHA HAYNES

Qty Ord	Item Num	Item Description	Tax (Y/N)	Discount	Ext. Price
5500	300760RT	Accelerated Reader Subscription	N	1,405.97	42,209.03
1	300577	Annual All Product Renaissance Platform	N	0.00	750.00
5500	MYRENTPS	myON Student Subscription	N	5,530.22	83,679.78
5500	CDL508193PS	myON News Student Subscription	N	1,523.49	22,291.51
1	CDIL4MAINT	Custom Data Integration Level 4 Maintenance	N	0.00	3,125.00
7100	300ST360SUB	Star Comprehensive Suite Subscription	N	657.01	109,321.99

Pay This Amount

Total Gross	Discount	Tax	Total Net	Payments Applied	Total Amount Due
270,494.00	9,116.69	0.00	261,377.31	\$0.00	USD \$261,377.31

Please include **invoice number** with your payment.

Send Payment to

By Check:

Renaissance  
PO Box 64910  
St. Paul, MN 55164-0910

By Wire:


Bank: Wells Fargo Bank, N.A.  
420 Montgomery St.  
San Francisco, CA 94104  
ABA/Routing: 121000248  
SWIFT Code: WFBUS6S  
Account Name: Renaissance Learning, Inc.  
Account #: 4945088771

This page intentionally left blank.



P.O. Box 629028  
EL Dorado Hills, CA 95762-9028

BLUE RIDGE ACADEMY  
Customer ID: 6537559739  
Statement ID: 653755924561  
July 2024

RETURN SERVICE ONLY - DO NOT MAIL PAYMENTS TO THE  RESS

BLUE RIDGE ACADEMY  
Nikki Kohlenbeder  
955 STANISLAUS ST  
MARICOPA, CA 93252-9779

Any activity processed after 06/01/2024 will appear on your next bill.

Summary of Amount Due

Previous Balance	\$178,126.39
Payments	\$-178,126.39
<b>Balance</b>	<b>\$0.00</b>
Current Activity	\$201,899.57
Retro Activity	\$3,917.64
<b>Total Current Charges</b>	<b>\$205,817.21</b>

**Total Amount Due**  
(Includes past due and current charges)

**Due Before**

**\$205,817.21**

**07/01/2024**

You are not signed up for autopay. Please go to [account.kp.org](https://account.kp.org) to make a one-time payment or schedule monthly payments directly from your bank account.

Accounts included in this bill					
Purchaser ID	Region	Billing Unit ID	Billing Unit Name	Total Active Member Count	Total Charges
234945	SCR	0000	BLUE RIDGE ACADEMY HMO	388	\$205,817.21
234945	SCR	7000	BLUE RIDGE ACADEMY COBRA	0	\$0.00



Any activity processed after *South Hymn* 4 will appear on your next bill.

**Payment Summary for Customer ID 6537559739**

Purchaser ID	Date posted	Payment type	Reference number	Payment amount	Billing Unit ID applied	Amount applied
234945	05/15/2024	LOCK	0000033669	\$178,126.39	0000	\$-178,126.39
Total amount paid						\$-178,126.39

It can take up to 10 days to process your payments. If you don't see a payment you've already made, you'll see it on a future bill.

*Scott Hays*

**Current Activity Summary**

Includes membership activity and rate changes processed from 07/01/2024 – 07/31/2024

**Membership Summary by Contract Option for Purchaser ID 234945 Billing Unit 0000 Billing Unit Name – BLUE RIDGE  
ACADEMY HMO-HIGH COPAY HMO SCR**

Coverage Tier	Total Subscribers	Total Members	Total Current Activity
EMPLOYEE	49	49	\$34,832.63
EMPLOYEE+SPOUSE	9	18	\$14,075.19
EMPLOYEE+DEPENDENTS	26	79	\$33,268.56
EMPLOYEE+SPOUSE+DEPENDENTS	54	242	\$118,999.26
<b>Totals</b>	<b>138</b>	<b>388</b>	<b>\$201,175.64</b>

**Membership Summary by Contract Option for Purchaser ID 234945 Billing Unit 0000 Billing Unit Name – BLUE RIDGE  
ACADEMY HMO-HMO CHIROACU ASH SCR**

Coverage Tier	Total Subscribers	Total Members	Total Current Activity
EMPLOYEE	49	49	\$125.44
EMPLOYEE+SPOUSE	9	18	\$50.67
EMPLOYEE+DEPENDENTS	26	79	\$119.60
EMPLOYEE+SPOUSE+DEPENDENTS	54	242	\$428.22
<b>Totals</b>	<b>138</b>	<b>388</b>	<b>\$723.93</b>

<b>Total Current Dues for All Contract Options</b>	<b>\$201,899.57</b>
--	---------------------



Any activity processed after 06/01/2024 will appear on your next bill.

### About Your Bill

Your health plan is billing you for the cost of your health coverage. You must pay all amounts listed in this bill by the due date. If you do not pay this amount by the due date, your health coverage can be cancelled. You will receive a grace period before your plan can cancel your coverage for not paying the amount due. You can file a complaint with your plan and with the California Department of Managed Health Care if you think there is a mistake. Learn more about your health care rights and responsibilities in your plan Evidence of Coverage.

### Send Payments to:

Kaiser Foundation Health Plan Inc  
P.O. Box 741562  
Los Angeles, CA 90074-1562

### Eligibility Changes

To make eligibility changes for employees and dependents, visit [account.kp.org](https://account.kp.org) right away so they show up on your next bill.

Please note that we can't process any changes you send with payment

### Questions about your bill?

Call 1-800-731-4661, Monday through Friday, 8:00 a.m. to 5:00 p.m. Pacific Standard time. Please have your customer number and billing account number ready when you call.

You can also visit [account.kp.org](https://account.kp.org) to:

- Make eligibility changes
- View a detailed, downloadable Excel version of your bill
- Pay your bill
- Sign up for paperless billing
- Request health plan ID cards



Any activity processed after 06/01/2024 will appear on your next bill.

**You have a few simple and easy ways to pay your bill**

**Pay online**

Go to [account.kp.org](https://account.kp.org) to make a one-time payment or schedule monthly payments directly from your bank account.

**Pay by automated clearing house (ACH)**

Go to [account.kp.org](https://account.kp.org) to learn more about making convenient bank-to-bank payments.

**Pay by mail**

Use the form below to pay by check in the envelope provided. Checks that lack funds or can't be cashed aren't considered payment and will result in a nonsufficient funds fee.

**We appreciate your business.**

Provide billing account number(s) on check and make it payable to: KAISER FOUNDATION HEALTH PLAN

(RETURN THIS PORTION WITH YOUR PAYMENT)

BLUE RIDGE ACADEMY  
Nikki Kohlenbeder  
955 STANISLAUS ST  
MARICOPA, CA 93252-9779

Kaiser Foundation Health Plan Inc  
P.O. Box 741562  
Los Angeles, CA 90074-1562

BUIK 038562804 Customer ID 6537559739

REMITTANCE ADVICE FOR July 2024

**Please pay this Amount:** **\$205,817.21**

AMOUNT PAID: \$ \_\_\_\_\_

Due Date: **07/01/2024**



---

## Homeless Education Policy

---

Blue Ridge Academy is committed to ensuring that homeless students are provided equal access to the same free, appropriate public education provided to other children and youth. Homeless students will be given access to the education and other services that such students need to ensure that they have an opportunity to meet the same challenging State student academic achievement standards to which all students are held. Homeless students will not be stigmatized or segregated in a separate school or program based on the student's status as homeless.

The purpose of the Blue Ridge Academy Governing Board approving this Homeless Education Policy is to accomplish the following:

1. Define Homeless Children and Youth
2. Identify the Homeless Liaison's Responsibilities
3. Explain the Requirements for Admission of Homeless Children and Youth
4. Identify Admission Disputes and the Dispute Resolution Process
5. Outline Transportation Options
6. Define Comparable Education Services for Homeless Children and Youth
7. Describe Coursework and Graduation Requirements

### 1. Definitions:

- ***Homeless children and youths*** means individuals who lack a fixed, regular and adequate nighttime residence and includes children and youths:
  - Who are sharing the housing of other persons due to loss of housing, economic hardship or a similar reason; are living in motels, hotels, trailer parks (not including mobile home parks), or camping grounds due to the lack of alternative adequate accommodations; are living in emergency or transitional shelters; or are abandoned in hospitals;
  - Who have a primary nighttime residence that is a public or private place not designated for or ordinarily used as a regular sleeping accommodation for human beings;
  - Who are living in cars, parks, public spaces, abandoned buildings, substandard housing, bus or train stations, or similar settings;
  - Who are migratory children who qualify as homeless for purposes of this part because the children are living in circumstances described above.

\*This policy was adapted from the Charter School Development Center - Homeless Youth Policy

- ***Unaccompanied youth*** includes a youth not in the physical custody of a parent or guardian.
- ***The Charter School is the school of origin*** when the student attended the Charter School when permanently housed or was last admitted when the student became homeless. The Charter School will not be considered the school of origin when it is contrary to the wishes of a student's parent(s) or guardian(s), or is not in the best interest of the student.

In determining the best interest of the child or youth, the School shall:

- Presume that keeping the child or youth in the school of origin is in the best interest of the child or youth, less it is contrary to the request of the child's or youth's parent or guardian, or unaccompanied youth;
- Consider student-centered factors related to the child's or youth's best interest, including factors related to the impact of mobility on achievement, education, health, and safety of homeless children and youth, giving priority to the request of the child's or youth's parent or guardian or unaccompanied youth;
- If, after conducting the best interest determination based on consideration of the presumption identified above and the student-centered factors identified above, the School determines that it is not in the child's or youth's best interest to attend the School, the School shall provide the child's or youth's parent or guardian or the unaccompanied youth with a written explanation of the reasons for its determination, in a manner and form understandable to such parent, guardian, or unaccompanied youth, including information regarding the right to appeal; and
- In the case of an unaccompanied youth, ensure that the School liaison assists in placement or admission decisions, gives priority to the views of such unaccompanied youth and provides notice to such youth of the right to appeal.

A child or youth or unaccompanied youth shall be considered homeless for as long as he/she is in a living situation described above.

**2. Homeless Liaison Responsibilities:** The School's Homeless Liaison is **Bambi Ballesteros**, [Bambi.Ballesteros@theblueridgeacademy.com](mailto:Bambi.Ballesteros@theblueridgeacademy.com) The School's homeless liaison is required to do all of the following:

- Ensure that homeless children and youths are identified by school personnel through outreach and coordination activities with other entities and agencies;
- Ensure that homeless children and youth are admitted in, and have a full and equal opportunity to succeed in the School;

\*This policy was adapted from the Charter School Development Center - Homeless Youth Policy

- Ensure that homeless children and youths have access to and receive educational services for which such families, children, and youth are eligible, including referrals to health care services, dental services, mental health and substance abuse services, housing services and other appropriate services;
- Ensure that the parents or guardians of homeless children and youths are informed of the educational and related opportunities available to their children and are provided with meaningful opportunities to participate in the education of their children;
- Ensure that admission disputes are mediated in accordance with the dispute resolution process outlined below;
- Ensure that public notice of the educational rights of homeless children and youths is disseminated in locations frequented by parents or guardians, including schools, shelters, public libraries and soup kitchens, in a manner and form understandable to the parents and guardians of homeless children and youths, and unaccompanied youths;
- Ensure that school personnel providing services participate in professional development and other technical support as determined appropriate by the State Coordinator;
- Ensure that unaccompanied youths 1) are admitted to school; 2) have opportunities to meet the same challenging State academic standards as the State establishes for other children and youth, including implementation of procedures to identify and remove barriers that prevent youths from receiving appropriate credit for full or partial coursework satisfactorily completed while attending a prior school; and 3) are informed of their status as independent students and that the youths may obtain assistance from the liaison to receive verification of such status for purposes of the Free Application for Federal Student Aid.

- 3. Admission:** All homeless students are required to follow the school's process for admitting students, including filling out and submitting the school's enrollment packet on time. As with all students, admission depends upon availability. In the event of an oversubscription in a grade, homeless students will participate in the lottery as with any other student. As used in this policy, admission means attending classes and participating fully in school activities.

If the homeless student seeking admission is unable to produce records normally required for admission, such as previous academic records, medical records, proof of residency or other documentation, this will not serve as a basis for non-admission. Provided that the admission process has been followed in all other respects, a homeless student will be admitted in the School despite the missing paperwork. Upon admission, the School will contact the school last attended by the students to obtain relevant academic and other records.

If the student needs to obtain immunizations, or immunization or medical records, the School will immediately refer the parent or guardian of the student, or the unaccompanied youth, to the

\*This policy was adapted from the Charter School Development Center - Homeless Youth Policy

Homeless Liaison, who shall assist in obtaining necessary immunizations, or immunization or medical records.

A homeless student shall be allowed to continue his or her education in the school of origin through the duration of homelessness. If the homeless student's status changes before the end of the academic year so that the student is no longer homeless, either of the following apply: 1) If the homeless student is in high school, the School (if it the school of origin) shall allow the formerly homeless student to continue that student's education in the School through graduation; 2) If the homeless student is in kindergarten or any of grades 1 to 8, inclusive the School (if it is the school of origin) shall allow the formerly homeless student to continue that student's education in the School through the duration of the academic school year.

4. **Admission Disputes and the Dispute Resolution Process:** If a dispute arises over admission in the School of a homeless student, the student will be immediately enrolled to the School in which admission is sought, pending resolution of the dispute.

The School will refer the student and/or his/her parents or guardians to the Homeless Liaison, who will carry out the dispute resolution in accordance with the process set forth below, as expeditiously as possible after receiving notice of the dispute. In the case of an unaccompanied youth, the Homeless Liaison will ensure that the youth is immediately admitted in school pending resolution of the dispute.

Parents, guardians and unaccompanied youth may provide written or oral documentation to support their positions about admission and may seek assistance of social services, advocates, and/or service providers in the dispute process.

The School will provide the parent or guardian of the student with a written explanation of the School's decision regarding admission, including the rights of the parent, guardian or unaccompanied youth's appeal the decision. The written explanation will be complete, as brief as possible, simply stated and provided in a language that the parent, guardian or unaccompanied youth can understand.

If the dispute remains unresolved at the School level or is appealed, then the School Homeless Liaison will forward all written documentation and related paperwork to the homeless liaison at the county office of education (COE). The COE's homeless liaison will review these materials and determine the school selection or admission decision within five (5) working days of receipt of the materials. The COE homeless liaison will notify the School and parent/guardian/unaccompanied youth of the decision.

If the dispute remains unresolved at the COE level or is appealed to the State, then the COE homeless liaison will forward all written documentation and related paperwork to the State Homeless Coordinator. Upon review, the CDE will notify the parent/guardian/unaccompanied youth of the decision relating admission in the School within ten working days of receipt of the materials.

\*This policy was adapted from the Charter School Development Center - Homeless Youth Policy



5. **Transportation:** The School will provide or arrange for transportation of a homeless student, at the request of the parent, guardian or Homeless Liaison, to the School when the School is the school of origin. If the student begins living in an area served by another local educational agency while continuing his/her education at the School, the School will contact that local educational agency to agree upon a method to apportion the responsibility and costs for providing the student with transportation to and from the School.
6. **Comparable Education Services:** Each homeless student will be provided access to services comparable to services offered to other students in the School, including but not limited to the following:
  - Educational services for which the homeless student meets federal, state and local program eligibility criteria
  - Programs in career and technical education
7. **Coursework and Graduation Requirements:** The School shall accept coursework satisfactorily completed by a homeless student while attending another public school, a juvenile courts school, a School, a school in a country other than the United States, or a nonpublic, nonsectarian school even if the pupil did not complete the entire course and shall issue that homeless student full or partial credit for the coursework completed.

The credits accepted shall be applied to the same or equivalent course, if applicable, as the coursework completed in the prior school.

The School shall not require a homeless student to retake a course if the student has satisfactorily completed the entire course in a prior school. If the student did not complete the entire course, the School shall not require the pupil to retake the portion of the course the student completed unless the School, in consultation with the holder of educational rights for the student, finds that the student is reasonably able to complete the requirements in time to graduate from high school. When partial credit is awarded in a particular course, the homeless student shall be admitted in the same or equivalent course, if applicable, so the student may continue and complete the entire course.

A homeless student shall not be prevented from retaking or taking a course to meet the eligibility requirements for admission to the California State University or the University of California.

A homeless student who transfers between schools any time after the completion of the pupil's second year of high school and is in the student's third or fourth year of high school, the School shall exempt from all coursework and other requirements adopted by the School that are in addition to the statewide coursework requirements specified in Education Code section 51225.3, unless the School makes a finding that the student is reasonably able to complete the School's graduation requirements in time to graduate from high school by the end of the student's fourth year of high school.

If the School determines that the homeless student is reasonably able to complete the School's graduation requirements within the student's fifth year of high school, the School shall do all of

\*This policy was adapted from the Charter School Development Center - Homeless Youth Policy

the following: 1) Inform the student of the student's option to remain in school for a fifth year to complete the School's graduation requirements; 2) Inform the student, and the student's educational rights holder, about how remaining in the School for a fifth year to complete the School's graduation requirements will affect the student's ability to gain admission to a postsecondary educational institution; 3) Provide information to the student about transfer opportunities available through the California Community Colleges; 4) Permit the student to stay in school for a fifth year to complete the School's graduation requirements upon agreement with the student, if the student is 18 years of age or older, or if under 18 years of age, with the person holding the right to make educational decisions for the student.

To determine whether a homeless student is in the third or fourth year of high school, either the number of credits the pupil has earned to the date of transfer or the length of the student's school admission may be used, whichever will qualify the student for the exemption.

Within 30 calendar days of the date that a homeless student may qualify for the exemption from local graduation requirements transfers into a school, the School shall notify the student, the educational rights holder, and the School's liaison for homeless children and youth of the availability of the exemption and whether the student qualifies for an exemption. If the School fails to provide timely notice, the student shall be eligible for the exemption from local graduation requirements once notified, even if that notification occurs after the student is no longer homeless, if the student otherwise qualifies for the exemption.

A homeless student that has been exempted from local graduation requirements in accordance with Education Code section 51225.1 and completes the statewide coursework requirements specified in Education Code section 51225.3 before the end of the student's fourth year of high school and that student would otherwise be entitled to remain in attendance at the school, the School shall not require or request that the pupil graduate before the end of the student's fourth year of high school.

If a homeless student is exempted from local graduation requirements pursuant to Education Code section 51225.1, the School shall notify the student and the person holding the right to make educational decisions for the student how any of the requirements that are waived will affect the student's ability to gain admission to a postsecondary educational institution and shall provide information about transfer opportunities available through the California Community Colleges.

If a homeless student who is eligible for the exemption from local graduation requirements and would otherwise be entitled to remain in attendance at the School shall not be required to accept the exemption or be denied admission in, or the ability to complete, courses for which the student is otherwise eligible, including courses necessary to attend an institution of high education, regardless of whether those courses are required for statewide graduation requirements.

If a homeless student is not exempted from local graduation requirements or has previously declined the exemption, the School shall exempt the student at any time if an exemption is required by the student and the student qualifies for the exemption.

If a homeless student is exempted from local graduation requirements, the School shall not revoke

\*This policy was adapted from the Charter School Development Center - Homeless Youth Policy

the exemption.

If a homeless student is exempted from local graduation requirements, the exemption shall continue to apply after the pupil is no longer a homeless student while the student is admitted in the School or if a homeless student who is exempt from local graduation requirements transfers to the School from another school.

The School shall not require or request a homeless student to transfer schools in order to qualify the pupil for an exemption.

A complaint for noncompliance with this section may be filed with the School under the School's Uniform Complaint Procedures.

\*This policy was adapted from the Charter School Development Center - Homeless Youth Policy

# **Blue Ridge Academy**

## **May 2024 Financial Presentation**

# Blue Ridge Academy - Highlights

- The P-2 Enrollment ADA ended up at 6925.68 vs. budget at 6468.
- We will be setting enrollment for the 24-25 at the same amount as 23-24.
- Year end surplus is around \$5.9 million, but this may change as we reconcile the total amount of Restricted Revenue to recognize for the year.

- Senate Bill 740 Requirements:

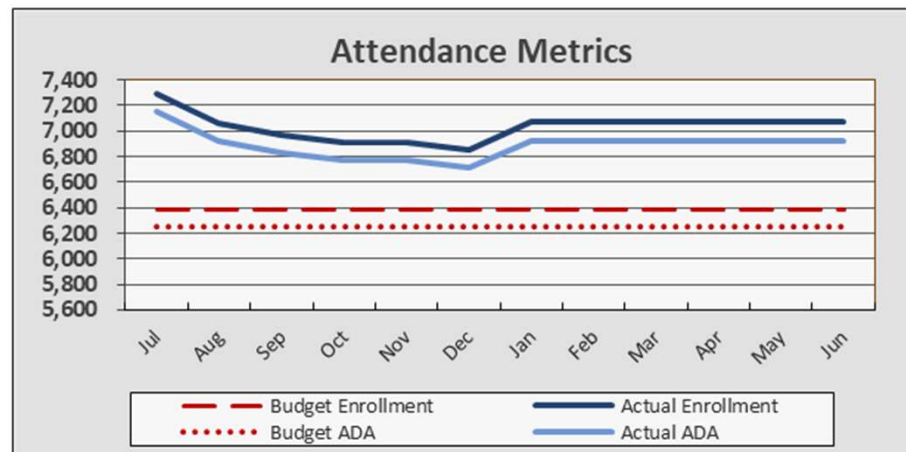
- 40/80 Expense Ratio ✓
- 25:1 Pupil Teacher Ratio ✓

Cert.	Instr.
48.8%	81.3%
8,193,234	1,177,507

Pupil:Teacher Ratio
20.74 :1

# Attendance & Data Metrics

<i>Enrollment &amp; Per Pupil Data</i>			
	<u>Actual</u>	<u>Forecast</u>	<u>Budget</u>
Average Enrollment	7034	7067	6600
ADA	6894	6926	6468
Attendance Rate	98.0%	98.0%	98.0%
Unduplicated %	42.1%	42.1%	41.2%
Revenue per ADA		\$13,229	\$13,191
Expenses per ADA		\$11,663	\$12,435



# BLUE RIDGE ACADEMY - Revenue

## Revenue

State Aid-Rev Limit  
Federal Revenue  
Other State Revenue  
Other Local Revenue

## Total Revenue

Year-to-Date		
Actual	Budget	Fav/(Unf)
\$ 66,489,232	\$ 62,976,625	\$ 3,512,607
1,104,570	783,196	321,374
7,376,275	5,941,540	1,434,735
<u>2,296</u>	<u>-</u>	<u>2,296</u>
<b><u>\$ 74,972,373</u></b>	<b><u>\$ 69,701,362</u></b>	<b><u>\$ 5,271,011</u></b>

Annual/Full Year		
Forecast	Budget	Fav/(Unf)
\$ 82,182,046	\$ 76,415,707	\$ 5,766,339
1,464,702	949,567	515,135
9,224,235	7,954,696	1,269,539
<u>2,296</u>	<u>-</u>	<u>2,296</u>
<b><u>\$ 92,873,279</u></b>	<b><u>\$ 85,319,970</u></b>	<b><u>\$ 7,553,309</u></b>

# BLUE RIDGE ACADEMY - Expenses

## Expenses

Year-to-Date		
Actual	Budget	Fav/(Unf)
\$ 28,124,312	\$ 30,371,181	\$ 2,246,869
5,067,296	4,411,448	(655,849)
12,343,542	11,382,841	(960,701)
10,286,783	8,542,744	(1,744,040)
18,630,596	15,146,595	(3,484,002)
1,276,895	910,217	(366,678)
182,566	129,037	(53,528)
4,091,403	3,930,852	(160,551)
2,744	10,065	7,322
-	-	-
<u>\$ 80,006,138</u>	<u>\$ 74,834,979</u>	<u>\$ (5,171,159)</u>

Annual/Full Year		
Forecast	Budget	Fav/(Unf)
\$ 30,680,302	\$ 30,540,844	\$ (139,459)
5,512,065	4,812,488	(699,577)
13,451,970	11,849,238	(1,602,732)
10,735,484	10,060,665	(674,819)
20,277,415	17,551,673	(2,725,742)
1,321,229	992,964	(328,265)
194,313	140,768	(53,545)
4,796,646	4,471,485	(325,161)
2,744	10,980	8,237
-	-	-
<b>\$ 86,972,168</b>	<b>\$ 80,431,105</b>	<b>\$ (6,541,062)</b>



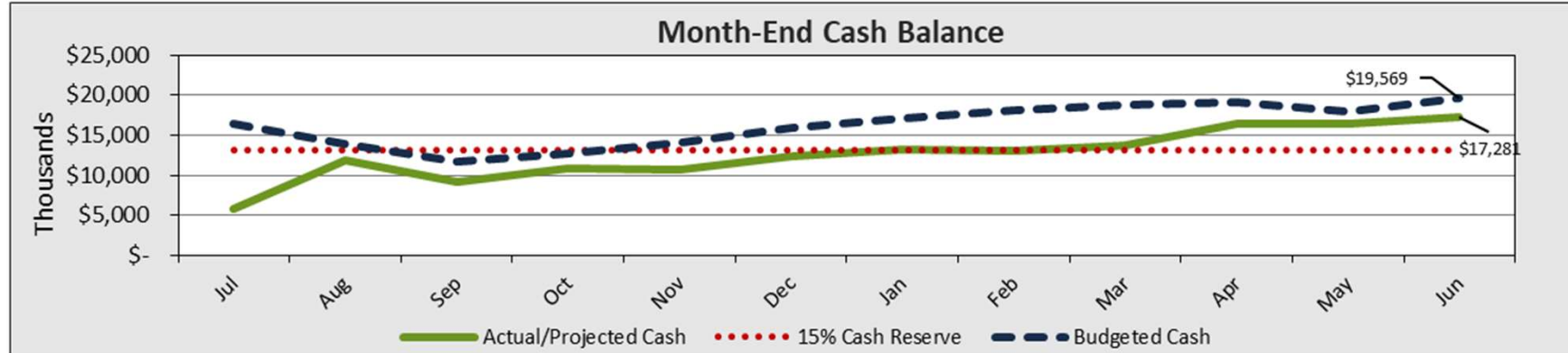
# BLUE RIDGE ACADEMY - Fund Balance

- Projected current year-end surplus represents about 7.04% of annual expenses.
- Total Fund Surplus is projected to be 15.2%.

	Year-to-Date			Annual/Full Year		
	Actual	Budget	Fav/(Unf)	Forecast	Budget	Fav/(Unf)
<b>Total Surplus(Deficit)</b>	<b>\$ (5,033,765)</b>	<b>\$ (5,133,618)</b>	<b>\$ 99,853</b>	<b>\$ 5,901,111</b>	<b>\$ 4,888,865</b>	<b>\$ 1,012,247</b>
Beginning Fund Balance	<u>6,759,333</u>	<u>6,759,333</u>		<u>6,759,333</u>	<u>6,759,333</u>	
<b>Ending Fund Balance</b>	<b><u>\$ 1,725,567</u></b>	<b><u>\$ 1,625,715</u></b>		<b><u>\$ 12,660,445</u></b>	<b><u>\$ 11,648,199</u></b>	
<i>As a % of Annual Expenses</i>	<i>2.0%</i>	<i>2.0%</i>		<i>14.6%</i>	<i>14.5%</i>	

# BLUE RIDGE ACADEMY - Cash Balance

- Year-end cash balance now projected to be \$17.281MM.
- Cash growth projected to be \$4.16 MM in FY 23-24
- Days Cash on Hand = 72.52 Days



# Blue Ridge – Compliance Reports

Area	Due Date	Description	Completed By	Board Must Approve	Signature Required	Additional Information
FINANCE	May-01	<b>Special Education Low Incidence Reimbursement Request due to SELPA</b> - Report are due to El Dorado Charter SELPA.	Client	No	No	<a href="http://charterselpa.org/fiscal/">http://charterselpa.org/fiscal/</a>
FINANCE	TBD - was May-08 in 2023	<b>Submit Charter Schools Annual Information Survey</b> - The Charter Schools Annual Information Survey has 5 sections: location and school contact information, authorizing agency, site, curriculum and governance information, facilities, retirement and services information, and funding. The funding selection impacts how your school receives revenue payments. All charter schools must be either directly or locally funded. For example: LCFF apportionment funds for a locally funded charter school flow through its local chartering authority whereas funds for a direct funded charter school may flow directly to the county treasurer and then to the charter school. However, the funding type decision may impact the amount of other state and federal funds that a charter school receives, outside the LCFF. This decision may be reconsidered on an annual basis.	Charter Impact with Client support	No	No	<a href="https://www.cde.ca.gov/sp/ch/csinfosvy.asp">https://www.cde.ca.gov/sp/ch/csinfosvy.asp</a>
FINANCE	May-15	<b>Extended Due Date - Form 990</b> - The IRS Form 990 is the annual information return filed by most non-profit charter schools. The form should be reviewed and accepted by the Board prior to filing.	Client/Audit firm	Yes	No	<a href="http://www.publiccounsel.org/useful_materials?pid=0025">http://www.publiccounsel.org/useful_materials?pid=0025</a>
FINANCE	May-31	<b>Universal PreKindergarten (UPK) Planning and Implementation Grant Expenditure report #3</b> - Report #4 for resource code 6053 due date May 31, 2024 - Expenditure reports for the reporting period of November 1, 2023, to April 30, 2024.  Charter schools that have informed the CDE of their intent to return these funds are not required to submit this report. If the LEA has spent all UPK P&I grant funds, they are not required to submit any further expenditure reports. Additional information: <a href="https://www.cde.ca.gov/ci/gi/em/upkpi.asp">https://www.cde.ca.gov/ci/gi/em/upkpi.asp</a>	Charter Impact with Client support	No	No	<a href="https://www.cde.ca.gov/ci/gi/em/upkpi.asp">https://www.cde.ca.gov/ci/gi/em/upkpi.asp</a>
FINANCE	Jun-20	<b>Certification of the Second Principal Apportionment</b> - The Principal Apportionment includes funding for the Local Control Funding Formula, which is the primary source of an LEA's general purpose funding; Special Education (AB 602); and funding for several other programs. The Second Principal Apportionment (P-2), certified by June 20, is based on the second period data that LEAs report to CDE in April and May. P-2 supersedes the P-1 Apportionment calculations and is the final state aid payment for the fiscal year ending in June.	FYI	No	No	<a href="https://www.cde.ca.gov/fg/aa/pa/">https://www.cde.ca.gov/fg/aa/pa/</a>
FINANCE	Jun-30	<b>2021 Kitchen Infrastructure and Training (KIT) Funds Expenditure Deadline</b> - KIT funding can be used to purchase, repair, or fund infrastructure improvements, including those needed to implement the Universal Meals Program, at the district or school-site level such as electrical, plumbing, and construction related to the following four categories: Cooking equipment and supporting infrastructure needs; service equipment; refrigeration and storage; transportation between sites.	FYI	No	No	<a href="https://www.cde.ca.gov/ls/nu/kkitfunds2021.asp">https://www.cde.ca.gov/ls/nu/kkitfunds2021.asp</a>
FINANCE	Jun-30	<b>Local Control and Accountability Plan</b> - The LCAP is a three-year plan that describes the goals, actions, services, and expenditures to support positive student outcomes that address state and local priorities. The LCAP provides an opportunity for local educational agencies (LEAs) to share their stories of how, what, and why programs and services are selected to meet their local needs. The components of the LCAP for the 2024-2025 LCAP year must be posted as one document assembled in the following order:  LCFF Budget Overview for Parents 2023-24 LCAP Annual Update Plan Summary Engaging Educational Partners Goals and Actions Increased or Improved Services for Foster Youth, English Learners, and Low-income students Action Tables Instructions  <b>The LCAP must be presented at the same public meeting as the budget, preceding the budget hearing. LCAP and budget adoption must be at least 1 day after the public hearing.</b>	Client with Charter Impact support	Yes	No	<a href="https://www.cde.ca.gov/re/lc/">https://www.cde.ca.gov/re/lc/</a>
FINANCE	Jun-30	<b>Submit Preliminary Budget Plan to Authorizer</b> - Charter Schools are required to submit their annual budgets to their authorizer by the authorizer-imposed deadline. Authorizers then use the budget to determine if the Charter School has reasonable financial health to sustain operations.  <b>The budget must be presented at the same public meeting as the LCAP, following the budget hearing. LCAP and budget adoption must be at least 1 day after the public hearing.</b>	Charter Impact	Yes	No	<a href="https://www.cde.ca.gov/fg/sf/fr/calendar23district.asp">https://www.cde.ca.gov/fg/sf/fr/calendar23district.asp</a>
FINANCE	Jun-30	<b>Education Protection Account (EPA) spending plan</b> - The governing board is required to approve a spending plan for EPA funds prior to recording allocable expenses for the year. This approval is not required by June 30th but is commonly approved during the annual budget adoption meeting for the upcoming year.	Charter Impact	Yes	No	<a href="https://www.cde.ca.gov/fg/aa/pa/pafaq.asp">https://www.cde.ca.gov/fg/aa/pa/pafaq.asp</a>
FINANCE	Jun-30	<b>Complete Consolidated Application reporting - Spring</b> - The Consolidated Application (ConApp) is used by the California Department of Education (CDE) to distribute categorical funds from various state and federal programs to county offices, school districts, and direct-funded charter schools throughout California. Annually, in May, each local educational agency (LEA) submits the spring release of the application to document participation in these programs and provide assurances that the district will comply with the legal requirements of each program.	Charter Impact with Client support	Yes	No	<a href="https://www.cde.ca.gov/fg/aa/co/index.asp">https://www.cde.ca.gov/fg/aa/co/index.asp</a>
DATA	Jun-30	<b>Principal Apportionment Data Collection</b> - End-of-Year ADA data must be reconciled and submitted to Charter School authorizers for funding purposes. All attendance data collected from the first day of school to June 30 must be included in this submission. Due dates may vary and are prescribed by the schools' authorizer. The Principal Apportionment includes funding for the Local Control Funding Formula, which is the primary source of an LEA's general purpose funding; Special Education (AB 602); Expanded Learning Opportunities Program; and funding for several other programs. The Principal Apportionment is a series of apportionment calculations that adjust the flow of state funds throughout the fiscal year as information becomes known.	Charter Impact with Client support	No	Yes	<a href="https://www.cde.ca.gov/fg/aa/pa/index.asp">https://www.cde.ca.gov/fg/aa/pa/index.asp</a>
OPERATIONS	Jun-30	<b>Approve school calendar and instructional minutes</b> - 180/175 days charter schools and are allowed to shorten instructional year by 5 days without fiscal penalty. Kindergarten ~ 600 hours; Grades 1-3 ~ 840 hours; Grades 4-8 ~ 900 hours; Grades 9-12 ~ 1080 hours	Client with Charter Impact support	Yes	No	<a href="https://www.cde.ca.gov/fg/aa/pa/lcffitfaq.asp">https://www.cde.ca.gov/fg/aa/pa/lcffitfaq.asp</a>
FINANCE	Jun-30	<b>Executive School Leadership Review Evaluation</b> - The board of directors is responsible for hiring and establishing the compensation (salary and benefits) of the executive director by identifying compensation that is "reasonable and not excessive". The board conducting the review should document who was involved and the process used to conduct the review, as well as the disposition of the full board's decision to approve the executive director's compensation (minutes of a meeting are fine for this). The documentation should demonstrate that the board took the comparable data into consideration when it approved the compensation.	Client	Yes	No	<u>This is an IRS requirement for Executive Director positions. If needed, Charter Impact can provide data on comparable salaries for your organization's Board of Directors.</u>
GOVERNANCE	Jun-30	<b>Review your Homeless Education Policy</b> - A Homeless Education Policy is used to ensure that your school is compliant with key provisions of the Education for Homeless Children and Youths Act. It is also used to collect the contact information for your required designated homeless liaisons at your school. All schools are required to establish a board approved Homeless Education Policy.	Client	No	No	<a href="https://www.cde.ca.gov/sp/hs/ky/strategies.asp">https://www.cde.ca.gov/sp/hs/ky/strategies.asp</a>
GOVERNANCE	Jun-30	<b>Review your Parental Involvement Policy</b> - Every local educational agency (LEA) in California must have a parental involvement policy. Federal requirement (LEAs accepting Title I funds). State requirement (California Education Code [EC] for non-Title I schools. Parents must be involved in how the funds reserved for parental involvement will be allocated for parental involvement activities. Keep minutes and sign-in sheets documenting these discussions. The California Department of Education (CDE) reviews the Consolidated Application and Reporting System (CARS) to see if the required reservation has been made.	Client	Yes	No	<a href="https://www.cde.ca.gov/sp/sw/t3/parentfamilyinvolve.asp">https://www.cde.ca.gov/sp/sw/t3/parentfamilyinvolve.asp</a>

# BLUE RIDGE ACADEMY - Appendix

- Monthly Cash Flow / Forecast 23-24
- Budget vs. Actual
- Statement of Financial Position
- Statement of Cash Flows
- Check Register – April & May 2024
- AP Aging
- Compliance Report

# Blue Ridge Academy

## Monthly Cash Flow/Forecast FY23-24

Revised 06/13/2024

Actuals Through: 5/31/2024

ADA = 6925.63



	Jul-23	Aug-23	Sep-23	Oct-23	Nov-23	Dec-23	Jan-24	Feb-24	Mar-24	Apr-24	May-24	Jun-24	Year-End Accruals	Annual Forecast	Original Budget Total	Favorable / (Unfav.)
<b>Revenues</b>															<b>ADA = 6468.00</b>	
<b>State Aid - Revenue Limit</b>																
LCFF - New Grade	-	-	-	-	-	-	-	-	-	-	-	-	-	-	-	-
8011 LCFF State Aid	-	3,809,163	3,836,071	6,829,585	6,856,493	6,856,493	6,856,493	6,856,493	7,495,588	7,495,588	7,495,588	7,495,588	7,724,104	79,607,247	73,948,876	5,658,371
8012 Education Protection Account	-	-	-	332,547	-	-	332,546	-	-	373,574	-	-	346,459	1,385,126	1,293,600	91,526
8019 State Aid - Prior Year	-	96,882	(96,882)	96,882	-	-	-	-	(16,747)	(16,747)	(16,747)	(16,747)	(16,747)	13,147	-	13,147
8096 In Lieu of Property Taxes	-	72,006	240,893	(874)	-	192,016	96,008	96,008	160,156	80,078	80,078	80,078	80,079	1,176,526	1,173,231	3,296
	-	3,978,051	3,980,082	7,258,140	6,856,493	7,048,509	7,285,047	6,952,501	7,638,997	7,932,493	7,558,919	7,558,919	8,133,895	82,182,046	76,415,707	8,277,836
<b>Federal Revenue</b>																
8181 Special Education - Entitlement	-	-	-	-	-	-	-	-	-	-	1,079,598	180,066	180,066	1,439,730	949,567	490,163
8296 Other Federal Revenue	-	-	-	-	-	-	24,972	-	-	-	-	-	-	24,972	-	24,972
	-	-	-	-	-	-	24,972	-	-	-	1,079,598	180,066	180,066	1,464,702	949,567	100,136
<b>Other State Revenue</b>																
8311 State Special Education	-	273,620	273,620	492,515	492,515	492,515	492,515	492,515	577,782	577,782	577,782	577,782	577,782	5,898,725	5,737,116	161,609
8550 Mandated Cost	-	-	-	-	-	167,600	-	-	-	-	-	-	-	167,600	161,264	6,336
8560 State Lottery	-	-	-	-	-	-	591,623	-	-	542,885	-	-	589,974	1,724,482	1,532,916	191,566
8598 Prior Year Revenue	597	4,091	2	140,172	-	576,230	76,556	-	83,735	-	-	-	-	881,382	-	881,382
8599 Other State Revenue	-	26,908	-	75,343	48,435	48,435	48,435	48,435	51,211	51,211	51,211	51,211	51,211	552,046	523,400	28,646
	597	304,619	273,622	708,030	540,950	1,284,780	1,209,130	540,950	712,728	1,171,878	628,993	628,993	1,218,967	9,224,235	7,954,696	893,697
<b>Other Local Revenue</b>																
8660 Interest Revenue	-	-	-	-	-	-	2,071	-	-	-	-	-	-	2,071	-	-
8980 Contributions, Unrestricted	-	-	-	-	-	-	-	-	-	225	-	-	-	225	-	-
	-	-	-	-	-	-	2,071	-	-	225	-	-	-	2,296	-	-
<b>Total Revenue</b>	<b>597</b>	<b>4,282,670</b>	<b>4,253,704</b>	<b>7,966,170</b>	<b>7,397,443</b>	<b>8,333,289</b>	<b>8,521,219</b>	<b>7,493,451</b>	<b>8,351,725</b>	<b>9,104,596</b>	<b>9,267,510</b>	<b>8,367,979</b>	<b>9,532,928</b>	<b>92,873,279</b>	<b>85,319,970</b>	<b>7,553,309</b>
<b>Expenses</b>																
<b>Certificated Salaries</b>																
1100 Teachers' Salaries	2,035,445	2,015,992	1,994,124	2,002,233	2,026,910	2,025,335	2,010,767	2,005,941	1,996,409	2,004,279	2,065,887	2,016,787	-	24,200,109	23,660,850	539,260
1175 Teachers' Extra Duty/Stipends	51,500	111,025	153,800	147,400	142,950	144,475	251,775	167,050	167,758	164,049	161,825	161,825	-	1,825,432	1,519,800	305,632
1200 Pupil Support Salaries	211,105	205,271	210,893	219,033	217,459	217,976	221,735	212,143	220,312	220,312	194,428	203,504	-	2,554,172	2,327,584	226,588
1300 Administrators' Salaries	162,131	140,090	239,459	167,571	167,571	167,082	172,971	168,003	165,139	165,139	164,771	167,571	-	2,047,497	2,035,950	11,547
1900 Other Certificated Salaries	-	-	-	-	-	7,299	8,098	7,798	8,198	8,198	7,199	6,303	-	53,093	996,660	(943,567)
	2,460,182	2,472,379	2,598,277	2,536,237	2,554,889	2,562,167	2,665,345	2,560,935	2,557,815	2,561,976	2,594,110	2,555,990	-	30,680,302	30,540,844	566,771
<b>Classified Salaries</b>																
2100 Instructional Salaries	-	-	-	-	-	-	-	-	1,821	1,821	-	-	-	3,642	65,832	(62,190)
2200 Support Salaries	284,070	355,982	294,641	300,916	305,960	308,001	319,633	283,720	298,874	303,359	290,945	294,329	-	3,640,431	2,941,380	699,052
2300 Classified Administrators' Salaries	-	0	-	6,031	3,123	-	160	-	-	-	3,671	-	-	12,985	-	12,985
2400 Clerical and Office Staff Salaries	75,247	76,895	69,955	73,368	77,336	74,353	83,664	78,579	86,413	86,413	83,441	68,816	-	934,481	825,792	108,689
2900 Other Classified Salaries	80,312	82,346	73,631	81,234	73,226	69,739	80,502	71,857	76,463	76,463	73,131	81,624	-	920,526	979,484	(58,958)
	439,629	515,223	438,227	461,549	459,646	452,093	483,958	434,157	463,571	468,055	451,188	444,769	-	5,512,065	4,812,488	699,577
<b>Benefits</b>																
3101 STRS	453,050	449,228	479,181	467,592	469,840	471,600	458,129	466,452	498,405	497,922	462,914	473,600	-	5,647,912	5,833,301	(185,389)
3301 OASDI	26,515	31,205	26,446	27,839	27,849	27,220	29,445	26,198	27,064	28,063	29,606	27,014	-	334,462	302,248	32,214
3311 Medicare	40,608	41,947	42,584	41,971	42,228	42,186	44,207	41,936	42,339	42,446	42,534	43,039	-	508,025	513,529	(5,504)
3401 Health and Welfare	427,578	261,480	522,786	475,738	489,707	334,795	478,597	485,262	453,437	466,983	608,408	465,667	-	5,470,439	4,615,065	855,374
3501 State Unemployment	5,120	3,388	768	955	416	34,462	39,549	2,394	821	1,142	489	9,570	-	99,073	191,394	(92,321)
3601 Workers' Compensation	885,450	(680,117)	-	79,181	1,952	-	-	-	-	-	-	-	-	286,466	262,077	24,389
3901 Other Benefits	76,146	76,784	118,015	92,032	90,874	111,785	91,964	90,326	90,029	90,315	87,785	89,539	-	1,105,594	131,624	973,970
	1,914,467	183,915	1,189,780	1,185,308	1,122,866	1,022,048	1,141,890	1,112,567	1,112,095	1,126,871	1,231,735	1,108,428	-	13,451,970	11,849,238	153,362

# Blue Ridge Academy

## Monthly Cash Flow/Forecast FY23-24

Revised 06/13/2024

Actuals Through: 5/31/2024

ADA = 6925.63



### Books and Supplies

4302	School Supplies
4305	Software
4310	Office Expense
4311	Business Meals
4400	Noncapitalized Equipment
4700	Food Services

Jul-23	Aug-23	Sep-23	Oct-23	Nov-23	Dec-23	Jan-24	Feb-24	Mar-24	Apr-24	May-24	Jun-24	Year-End Accruals
327,571	1,001,807	668,058	436,386	1,209,858	286,390	431,791	435,256	793,738	313,758	849,910	332,008	-
759,366	123,954	153,460	56,993	67,574	57,750	115,175	71,403	117,344	44,690	23,911	31,667	-
693	5,420	14,658	24,183	11,782	49,868	17,015	23,906	39,091	28,024	38,746	24,000	-
1,157	1,811	1,549	3,624	2,748	3,788	12,354	2,271	1,373	20,706	15,700	2,500	-
841	20,284	280,873	609,229	125,283	61,026	82,922	61,595	136,642	61,168	179,926	58,526	-
-	-	-	-	-	-	-	-	-	386	-	-	-
1,089,726	1,153,179	1,118,598	1,130,414	1,417,245	458,821	659,257	594,431	1,088,188	468,732	1,108,192	448,700	-

Annual Forecast
7,086,529
1,623,284
277,385
69,583
1,678,316
386
10,735,484

Original Budget Total	Favorable / (Unfav.)
7,497,516	(410,987)
1,350,000	273,284
59,800	217,585
160,000	(90,417)
993,349	684,967
-	386
10,060,665	(1,361,584)

### Subagreement Services

5102	Special Education
5103	Substitute Teacher
5104	Transportation
5105	Security
5106	Other Educational Consultants

5,811	99,719	119,231	360,139	655,104	377,739	651,754	385,459	1,124,843	448,465	488,796	497,871	-
5,283	6,852	1,344	-	-	-	982	12,868	8,274	8,197	6,007	-	-
-	-	69	88	-	-	-	-	-	-	-	-	-
1,933	160	363	159	63	159	331	172	172	172	-	117	-
800,466	299,764	973,023	1,878,849	1,374,867	914,684	1,386,094	1,877,352	1,677,770	1,282,426	1,394,594	1,148,831	-
813,493	406,495	1,094,030	2,239,234	2,030,034	1,292,582	2,039,161	2,275,850	2,811,059	1,739,260	1,889,397	1,646,818	-

5,214,932
49,807
157
3,799
15,008,720
20,277,415

5,774,450	(559,518)
-	49,807
-	157
1,300	2,499
11,775,923	3,232,797
17,551,673	(1,880,289)

### Operations and Housekeeping

5201	Auto and Travel
5203	Business Meals
5300	Dues & Memberships
5400	Insurance
5501	Utilities
5502	Janitorial Services
5516	Miscellaneous Expense
5900	Communications
5901	Postage and Shipping

-	6,347	4,642	15,242	5,646	1,846	3,180	15,446	3,950	12,696	7,661	2,167	-
-	-	-	-	-	-	-	-	98	-	-	-	-
770	6,017	1,190	-	-	258	-	-	-	-	1,200	-	-
-	681,063	-	-	-	-	-	-	-	-	-	-	-
-	1,207	1,213	659	49	1,126	387	-	891	81	403	583	-
-	2,435	1,544	848	3,539	1,544	1,663	1,114	1,163	2,342	1,258	1,583	-
-	305	435	45	-	-	-	-	-	-	55	-	-
16,272	24,373	3,247	34,611	14,639	29,411	35,526	14,396	36,539	25,222	19,875	20,000	-
8,256	46,918	24,571	32,626	28,260	7,644	9,781	14,349	28,899	5,549	24,375	20,000	-
25,298	768,666	36,841	84,032	52,132	41,828	50,538	45,304	71,540	45,890	54,826	44,333	-

78,822
98
9,435
681,063
6,599
19,034
840
274,110
251,228
1,321,229

24,400	54,422
-	98
23,400	(13,965)
666,864	14,199
7,000	(401)
17,900	1,134
-	840
169,500	104,610
83,900	167,328
992,964	(14,700)

### Facilities, Repairs and Other Leases

5601	Rent
5602	Additional Rent
5603	Equipment Leases
5604	Other Leases
5605	Real/Personal Property Taxes
5610	Repairs and Maintenance

11,185	9,393	10,339	13,919	6,759	10,339	10,677	10,677	10,677	10,677	10,677	10,677	-
1,165	662	662	662	1,662	2,875	4,062	916	1,062	1,337	-	662	-
565	-	199	633	-	199	342	-	764	153	9,049	225	-
-	-	-	-	-	12,772	14,836	240	2,506	3,175	-	-	-
898	-	-	-	-	-	-	-	-	-	-	-	-
-	-	-	-	280	-	338	-	391	4,841	-	183	-
13,813	10,055	11,201	15,214	8,701	26,185	30,254	11,833	15,401	20,183	19,726	11,747	-

125,996
15,728
12,130
33,528
898
6,033
194,313

122,868	3,128
13,200	2,528
2,600	9,530
-	33,528
-	898
2,100	3,933
140,768	(400)

# Blue Ridge Academy

## Monthly Cash Flow/Forecast FY23-24

Revised 06/13/2024

Actuals Through: 5/31/2024

ADA = 6925.63



	Jul-23	Aug-23	Sep-23	Oct-23	Nov-23	Dec-23	Jan-24	Feb-24	Mar-24	Apr-24	May-24	Jun-24	Year-End Accruals	Annual Forecast	Original Budget Total	Favorable / (Unfav.)
<b>Professional/Consulting Services</b>																
5801 IT	36,750	42,708	36,750	23,161	24,609	74,849	51,905	37,030	-	62,309	40,745	36,750	-	467,565	437,400	30,165
5802 Audit & Taxes	-	-	-	6,825	-	-	1,950	-	19,450	975	6,000	-	-	35,200	9,500	25,700
5803 Legal	(10,658)	31,274	20,493	10,954	21,781	55,478	59,283	-	69,854	56,446	2,930	50,833	-	368,669	129,800	238,869
5804 Professional Development	10,558	56,099	391,711	36,871	123,371	1,426	5,404	8,844	5,981	32,744	15,071	-	-	688,081	250,000	438,081
5805 General Consulting	-	3,800	4,000	3,000	8,500	-	1,000	4,000	4,400	3,000	12,582	3,008	-	47,290	33,900	13,390
5806 Special Activities/Field Trips	21,806	27,935	65,889	51,255	36,914	30,261	70,246	135,619	185,180	32,516	67,066	60,891	-	785,578	342,108	443,470
5808 Printing	-	276	70	183	77	1,568	36	-	-	28	13	-	-	2,250	-	2,250
5809 Other taxes and fees	14,930	(5,405)	3,460	12,890	422	658	10,047	2,785	1,851	1,252	479	4,325	-	47,694	48,800	(1,106)
5810 Payroll Service Fee	-	3,906	-	3,492	6,403	-	3,897	3,813	-	-	-	4,017	-	25,527	45,300	(19,773)
5811 Management Fee	124,740	124,335	129,106	124,575	124,425	47,206	140,508	143,754	140,808	131,049	127,428	149,039	-	1,506,973	1,646,363	(139,391)
5812 District Oversight Fee	-	38,812	40,770	-	-	-	317,394	-	-	-	-	75,589	349,256	821,820	1,528,314	(706,494)
5814 SPED Encroachment	-	-	-	-	-	-	-	-	-	-	28,465	-	(28,465)	-	-	-
	198,127	323,739	692,249	273,207	346,501	211,445	661,670	335,845	427,524	320,318	300,778	384,452	320,791	4,796,646	4,471,485	(423,529)
<b>Depreciation</b>																
6900 Depreciation Expense	915	915	915	-	-	-	-	-	-	-	-	-	-	2,744	10,980	(8,237)
	915	915	915	-	-	-	-	-	-	-	-	-	-	2,744	10,980	-
<b>Interest</b>																
	-	-	-	-	-	-	-	-	-	-	-	-	-	-	-	-
<b>Total Expenses</b>	6,955,649	5,834,565	7,180,117	7,925,194	7,992,015	6,067,171	7,732,073	7,370,922	8,547,194	6,751,286	7,649,953	6,645,238	320,791	86,972,168	80,431,105	(2,960,370)
<b>Monthly Surplus (Deficit)</b>	(6,955,052)	(1,551,896)	(2,926,413)	40,976	(594,572)	2,266,118	789,147	122,529	(195,469)	2,353,310	1,617,557	1,722,740	9,212,137	5,901,112	4,888,865	1,012,247
<b>Cash Flow Adjustments</b>																
Monthly Surplus (Deficit)	(6,955,052)	(1,551,896)	(2,926,413)	40,976	(594,572)	2,266,118	789,147	122,529	(195,469)	2,353,310	1,617,556	1,722,740	9,212,137	5,901,111		
Cash flows from operating activities																
Depreciation/Amortization	915	915	915	-	-	-	-	-	-	-	-	-	-	2,744		
Public Funding Receivables	908,280	7,478,507	171,860	1,289,422	49,274	-	-	-	-	-	(1,051,133)	-	(9,532,928)	(686,718)		
Grants and Contributions Rec.	(159,416)	8,353	5,582	-	-	-	(21,150)	-	3,766	17,385	-	-	-	(145,482)		
Due To/From Related Parties	-	-	-	-	-	-	-	-	-	-	-	-	-	-		
Prepaid Expenses	1,534,452	(195,960)	204,559	10,827	(50,055)	38,806	(351,662)	40,038	304,084	(311,572)	(271,191)	-	-	952,327		
Other Assets	(320)	-	-	-	-	-	-	-	-	-	-	-	-	(320)		
Accounts Payable	(2,606,503)	(450,295)	159,473	440,772	(512,157)	(223,141)	251,993	(59,840)	278,651	522,487	(679,645)	-	320,791	(2,557,414)		
Accrued Expenses	(8,923)	338,812	(301,710)	(83,474)	(153,628)	69,621	190,279	(166,065)	61,551	(15,880)	106,338	-	-	36,922		
Other Liabilities	-	362,878	-	55,458	1,119,786	(576,230)	(10,045)	-	139,218	194,062	194,062	(824,430)	-	654,759		
Cash flows from investing activities																
Purchases of Prop. And Equip.	-	-	-	-	-	-	-	-	-	-	-	-	-	-		
Notes Receivable	-	-	-	-	-	-	-	-	-	-	-	-	-	-		
Cash flows from financing activities																
Proceeds from Factoring	-	-	-	-	-	-	-	-	-	-	-	-	-	-		
Payments on Factoring	-	-	-	-	-	-	-	-	-	-	-	-	-	-		
Proceeds(Payments) on Debt	-	-	-	-	-	-	-	-	-	-	-	-	-	-		
<b>Total Change in Cash</b>	(7,286,567)	5,991,313	(2,685,735)	1,753,981	(141,352)	1,575,175	848,562	(63,338)	591,800	2,759,792	(84,013)	898,310				
<b>Cash, Beginning of Month</b>	13,122,757	5,836,190	11,827,503	9,141,768	10,895,749	10,754,397	12,329,572	13,178,134	13,114,796	13,706,596	16,466,388	16,382,376				
<b>Cash, End of Month</b>	5,836,190	11,827,503	9,141,768	10,895,749	10,754,397	12,329,572	13,178,134	13,114,796	13,706,596	16,466,388	16,382,376	17,280,686				
15%	13,045,825	13,045,825	13,045,825	13,045,825	13,045,825	13,045,825	13,045,825	13,045,825	13,045,825	13,045,825	13,045,825	13,045,825				
	24.49	49.64	38.37	45.73	45.13	51.74	55.31	55.04	57.52	69.11	68.75	72.52	DCOH			

**Blue Ridge Academy**  
**Budget vs Actual**  
**For the period ended May 31, 2024**

	Current Period			Current Year			Total Annual
	Actual	Budget	Variance	Actual	Budget	Variance	Budget
<b>Revenue</b>							
State Aid - Revenue Limit							
LCFF Revenue	\$ 7,495,588	\$ 6,478,186	\$ 1,017,402	\$ 64,387,555	\$ 60,992,506	\$ 3,395,049	\$ 73,948,876
Economic Protection Account Funding	0	0	0	1,038,667	970,200	68,467	1,293,600
State Aid - Prior Year	(16,747)	0	(16,747)	46,641	0	46,641	0
In Lieu of Property Taxes	80,078	79,655	423	1,016,369	1,013,919	2,450	1,173,231
Total State Aid - Revenue Limit	7,558,919	6,557,841	1,001,078	66,489,232	62,976,625	3,512,607	76,415,707
Federal Revenue							
Federal Special Education - IDEA	1,079,598	83,186	996,412	1,079,598	783,196	296,402	949,567
Other Federal Revenue	0	0	0	24,972	0	24,971	0
Total Federal Revenue	1,079,598	83,186	996,412	1,104,570	783,196	321,373	949,567
Other State Revenue							
State Special Education - AB602	577,782	502,591	75,191	4,743,161	4,731,933	11,229	5,737,116
State - Mandated Cost Reimbursement	0	0	0	167,600	161,264	6,336	161,264
State - State Lottery	0	0	0	1,134,508	783,156	351,352	1,532,916
Prior Year Revenues	0	0	0	881,382	0	881,383	0
State - Other State Revenue	51,211	29,106	22,105	449,624	265,188	184,436	523,400
Total Other State Revenue	628,993	531,697	97,296	7,376,275	5,941,541	1,434,736	7,954,696
Other Local Revenue							
Interest Revenue	0	0	0	2,071	0	2,070	0
Contributions, Unrestricted	0	0	0	225	0	225	0
Total Other Local Revenue	0	0	0	2,296	0	2,295	0
<b>Total Revenue</b>	<b>9,267,510</b>	<b>7,172,724</b>	<b>2,094,786</b>	<b>74,972,373</b>	<b>69,701,362</b>	<b>5,271,011</b>	<b>85,319,970</b>
<b>Expenses</b>							
Certificated Salaries							
Certificated Teachers' Salaries	2,065,887	2,150,986	(85,099)	22,183,322	23,660,850	(1,477,528)	23,660,850
Certificated Teachers' Extra Duties/Stipends	161,825	151,980	9,845	1,663,607	1,519,800	143,807	1,519,800
Certificated Pupil Support Salaries	194,428	211,599	(17,171)	2,350,668	2,327,584	23,084	2,327,584
Certificated Supervisors' and Administrators' Salaries	164,771	169,662	(4,892)	1,879,925	1,866,287	13,638	2,035,950
Other Certificated Salaries	7,199	90,606	(83,406)	46,790	996,660	(949,870)	996,660
Total Certificated Salaries	2,594,110	2,774,833	(180,723)	28,124,312	30,371,181	(2,246,869)	30,540,844
Classified Salaries							
Classified Instructional Salaries	0	5,486	(5,486)	3,642	60,346	(56,704)	65,832
Classified Support Salaries	290,945	245,115	45,830	3,352,133	2,696,265	655,868	2,941,379
Classified Supervisors' and Administrators' Salaries	3,671	0	3,671	6,954	0	6,954	0
Clerical, Technical, and Office Staff Salaries	83,441	68,816	14,625	865,665	756,976	108,689	825,793
Other Classified Salaries	73,131	81,624	(8,492)	838,902	897,861	(58,958)	979,484
Total Classified Salaries	451,188	401,041	50,148	5,067,296	4,411,448	655,849	4,812,488
Benefits							
State Teachers' Retirement System, certificated positions	462,914	529,993	(67,080)	5,174,313	5,800,895	(626,583)	5,833,301
OASDI/Medicare/Alternative, certificated positions	29,605	25,187	4,419	307,449	277,061	30,388	302,248
Medicare certificated positions	42,534	46,131	(3,598)	464,986	505,239	(40,253)	513,529
Health and Welfare Benefits, certificated positions	608,409	384,589	223,820	5,004,772	4,230,476	774,296	4,615,065
State Unemployment Insurance, certificated positions	489	9,570	(9,081)	89,503	181,825	(92,322)	191,394
Workers' Compensation Insurance, certificated positions	0	23,543	(23,543)	286,466	257,846	28,620	262,077
Other Benefits, certificated positions	87,784	11,824	75,960	1,016,054	129,499	886,555	131,624
Total Benefits	1,231,735	1,030,837	200,897	12,343,543	11,382,841	960,701	11,849,238
Books & Supplies							
School Supplies	849,911	1,163,468	(313,556)	6,754,522	6,272,690	481,832	7,497,516
Software	23,911	112,500	(88,590)	1,591,618	1,237,500	354,118	1,350,000
Office Expense	38,746	4,983	33,763	253,385	54,816	198,569	59,800
Business Meals	15,700	13,333	2,367	67,083	146,667	(79,584)	160,000
Noncapitalized Equipment	179,926	154,148	25,777	1,619,790	831,071	788,719	993,349
Food Services	0	0	0	386	0	386	0
Total Books & Supplies	1,108,194	1,448,432	(340,239)	10,286,784	8,542,744	1,744,040	10,060,665
Subagreement Services							
Special Education	488,796	481,205	7,593	4,717,061	5,293,246	(576,185)	5,774,450
Substitute Teacher	6,007	0	6,007	49,807	0	49,808	0
Transportation	0	0	0	157	0	157	0
Security	0	108	(109)	3,682	1,191	2,490	1,300
Other Educational Consultants	1,394,594	1,827,392	(432,798)	13,859,890	9,852,157	4,007,732	11,775,923
Total Subagreement Services	1,889,397	2,308,705	(419,307)	18,630,597	15,146,594	3,484,002	17,551,673
Professional/Consulting Services							
IT	40,745	36,450	4,295	430,814	400,950	29,865	437,400
Audit and Tax	6,000	0	6,000	35,200	9,500	25,700	9,500
Legal	2,930	10,817	(7,888)	317,836	118,984	198,852	129,800
Professional Development	15,070	20,833	(5,762)	688,081	229,166	458,914	250,000
General Consulting	12,582	2,825	9,757	44,282	31,075	13,207	33,900
Special Activities	67,066	53,089	13,978	724,687	286,220	438,468	342,108
Printing	13	0	12	2,250	0	2,250	0
Other Taxes and Fees	479	4,067	(3,588)	43,368	44,733	(1,365)	48,800



Payroll Service Fee	0	3,775	(3,775)	21,511	41,525	(20,014)	45,300
Management Fee	127,428	137,196	(9,769)	1,357,933	1,509,167	(151,233)	1,646,363
District Oversight Fee	0	131,157	(131,156)	396,976	1,259,532	(862,557)	1,528,314
SELPA Fees	28,465	0	28,465	28,465	0	28,465	0
Total Professional/Consulting Services	300,778	400,209	(99,431)	4,091,403	3,930,852	160,552	4,471,485
Facilities, Repairs & Other Leases							
Rent	10,677	10,239	438	115,318	112,629	2,689	122,868
Additional Rent	0	1,100	(1,100)	15,067	12,100	2,966	13,200
Equipment Leases	9,049	217	8,832	11,905	2,384	9,522	2,601
Other Leases	0	0	0	33,528	0	33,528	0
Real/Personal Property Taxes	0	0	0	898	0	899	0
Repairs and Maintenance	0	175	(175)	5,850	1,925	3,924	2,100
Total Facilities, Repairs & Other Leases	19,726	11,731	7,995	182,566	129,038	53,528	140,769
Operations & Housekeeping							
Auto and Travel Expense	7,660	2,033	5,627	76,655	22,366	54,288	24,399
Business Meals	0	0	0	98	0	98	0
Dues & Memberships	1,200	1,950	(750)	9,435	21,450	(12,015)	23,400
Insurance	0	55,572	(55,572)	681,063	611,292	69,771	666,864
Utilities	403	584	(180)	6,016	6,417	(400)	7,000
Janitorial/Trash Removal	1,258	1,491	(234)	17,450	16,408	1,042	17,900
Miscellaneous Expense	55	0	55	840	0	840	0
Communications	19,875	14,125	5,750	254,110	155,375	98,735	169,500
Postage and Shipping	24,375	6,992	17,383	231,228	76,909	154,319	83,901
Total Operations & Housekeeping	54,826	82,747	(27,921)	1,276,895	910,217	366,678	992,964
Depreciation							
Depreciation Expense	0	915	(915)	2,743	10,065	(7,321)	10,980
Total Depreciation	0	915	(915)	2,743	10,065	(7,321)	10,980
<b>Total Expenses</b>	<b>7,649,954</b>	<b>8,459,450</b>	<b>(809,496)</b>	<b>80,006,139</b>	<b>74,834,980</b>	<b>5,171,160</b>	<b>80,431,106</b>
<b>Change in Net Assets</b>	<b>1,617,556</b>	<b>(1,286,726)</b>	<b>2,904,282</b>	<b>(5,033,766)</b>	<b>(5,133,618)</b>	<b>99,852</b>	<b>4,888,865</b>
<b>Net Assets, Beginning of Period</b>	<b>108,011</b>			<b>6,759,333</b>			
<b>Net Assets, End of Period</b>	<b>\$ 1,725,567</b>			<b>\$ 1,725,567</b>			

**Blue Ridge Academy**  
**Statement of Financial Position**  
**For the period ended May 31, 2024**

	Current Balance	Beginning Balance	YTD Change	YTD% Change
<b>Assets</b>				
Current Assets				
Cash & Cash Equivalents	\$ 16,382,376	\$ 13,122,757	\$ 3,259,619	25 %
Accounts Receivable	0	(145,482)	145,482	(100) %
Public Funding Receivables	1,222,996	10,069,206	(8,846,210)	(88) %
Due To/From Related Parties	(556,378)	(556,378)	0	0 %
Prepaid Expenses	803,848	1,756,175	(952,327)	(54) %
Total Current Assets	17,852,842	24,246,278	(6,393,436)	(26) %
Long-term Assets				
Property & Equipment, Net	0	2,743	(2,744)	(100) %
Right-of-Use Asset, Net	123,511	123,511	0	0 %
Deposits	208,304	207,985	320	0 %
Total Long-term Assets	331,815	334,239	(2,424)	(1) %
<b>Total Assets</b>	<b>\$ 18,184,657</b>	<b>\$ 24,580,517</b>	<b>\$ (6,395,860)</b>	<b>(26) %</b>
<b>Liabilities</b>				
Current Liabilities				
Accounts Payable	\$ 213,899	\$ 3,092,104	\$ (2,878,205)	(93) %
Accrued Liabilities	5,269,796	5,232,873	36,923	1 %
Deferred Revenue	10,846,982	9,367,793	1,479,189	16 %
Operating Lease Liability, Current Portion	128,413	128,413	0	0 %
Total Current Liabilities	16,459,090	17,821,183	(1,362,093)	(8) %
<b>Total Liabilities</b>	<b>16,459,090</b>	<b>17,821,183</b>	<b>(1,362,093)</b>	<b>(8) %</b>
<b>Net Asset</b>	<b>1,725,567</b>	<b>6,759,333</b>	<b>(5,033,766)</b>	<b>(74) %</b>
<b>Liabilities &amp; Net Assets</b>	<b>\$ 18,184,657</b>	<b>\$ 24,580,517</b>	<b>\$ (6,395,860)</b>	<b>(26) %</b>

**Blue Ridge Academy**  
**Statement of Cash Flows**  
**For the period ended May 31, 2024**

	Month Ending 05/31/2024	Year To Date 05/31/2024
<b>Cash Flows from Operating Activities</b>		
Change in Net Assets	\$ 1,617,556	\$ (5,033,766)
Adjustments		
Depreciation	0	2,743
(Increase) Decrease in Operating Assets		
Public Funding Receivables	(1,051,133)	8,846,210
Grants, Contributions & Pledges Receivable	0	(145,482)
Prepaid Expenses	(271,191)	952,327
Other Assets	0	(320)
Increase (Decrease) in Operating Liabilities		
Accounts Payable	(679,645)	(2,878,204)
Accrued Expenses	106,338	36,922
Deferred Revenue	194,062	1,479,189
<b>Total Cash Flows from Operating Activities</b>	<b>(84,013)</b>	<b>3,259,619</b>
<b>Change in Cash and Cash Equivalents</b>	<b>(84,013)</b>	<b>3,259,619</b>
<b>Cash &amp; Cash Equivalents, Beginning of Period</b>	<b>16,466,388</b>	<b>13,122,757</b>
<b>Cash &amp; Cash Equivalents, End of Period</b>	<b>\$ 16,382,376</b>	<b>\$ 16,382,376</b>

**Blue Ridge Academy**  
**Check Register**  
**For the period ended April 30, 2024**

Check Number	Vendor Name	Transaction Description	Check Date	Check Amount
32864	3ELE000--3 Elements Lifestyle		04/05/2024	\$ 1,050.00
32865	BRIG005--A Brighter Child, Inc		04/05/2024	586.76
32866	ERNE000--A&E Studio LLC		04/05/2024	1,320.00
32867	ABCC000--ABC Crate		04/05/2024	235.00
32868	ACTI000--Activities for Learning, Inc.		04/05/2024	28.00
32869	ACTO005--Actorsite Inc.		04/05/2024	1,439.00
32870	ROBE006--Adrienne Roberts		04/05/2024	154.00
32871	ADTS0357--ADT Security Services		04/05/2024	171.88
32872	BUNC000--Ahryun Bunch		04/05/2024	480.00
32873	ALLA000--All About Learning Press, Inc.		04/05/2024	753.19
32874	ALLE000--Allegretto Music School		04/05/2024	405.00
32875	ANCH000--Anchor Counseling & Education Solutions, LLC		04/05/2024	48,125.00
32876	COVA001--Anika Covarrubias		04/05/2024	130.65
32877	ANTH001--Anthem Music Lessons		04/05/2024	420.00
32878	APAS000--APA Speech Therapy Inc		04/05/2024	1,210.00
32879	AQUA006--Aqua Tots LA LLC		04/05/2024	848.50
32880	ARWO000--AR Workshop Torrance		04/05/2024	99.00
32881	JEHA000--Armena Jehanian		04/05/2024	800.00
32882	BEAU000--Beautiful Feet Books, Inc.		04/05/2024	248.39
32883	BIGL000--Big Little Ones LLC		04/05/2024	345.40
32884	BOOK001--BookShark		04/05/2024	1,511.08
32885	BRIG002--Bright Solutions For Dyslexia, LLC.		04/05/2024	455.95
32886	ASHE000--Carrie Ashendel		04/05/2024	995.48
32887	KAYA001--Catrina Kaya		04/05/2024	384.32
32888	CFGL000--CF Global Enterprises Inc.		04/05/2024	507.00
32889	CLAR000--Claremont Chefs Academy		04/05/2024	700.00
32890	COMM008--Commerce Bank		04/05/2024	339.92
32891	CONE001--Conejo Recreation and Park District		04/05/2024	128.00
32892	COPP001--Copper Horse Riding Ranch LLC		04/05/2024	150.00
32893	CREA014--Creators Touch on Wheels, Inc		04/05/2024	460.00
32894	DANC007--Dance 1		04/05/2024	380.00
32895	DELA001--Delano Athletica Gymnastics		04/05/2024	910.00
32896	DELT9000--Delta Dental Insurance Company		04/05/2024	2,843.99
32897	DELT8000--Delta Dental of California		04/05/2024	21,601.62
32898	DEMM001--Demme Learning School Sales		04/05/2024	631.15
32899	DGTH000--DG Therapy Group		04/05/2024	1,190.00
32900	DINO001--Dino's Piano Studio		04/05/2024	150.00
32901	DRAW001--Drawn2Art		04/05/2024	2,382.00
32902	EAST004--Easter Seals of Southern California		04/05/2024	8,720.00
32903	SCHO025--Erin Schoenfeld		04/05/2024	635.95
32904	EVAN000--Evan-Moor		04/05/2024	31.94
32905	EVER004--Everest Mueller		04/05/2024	1,000.00
32906	EXCE008--Exceptional Education LLC		04/05/2024	2,815.00
32907	EXPR002--Express Readers		04/05/2024	69.52
32908	FIDE9341--Fidelity Security Life Insurance Co.		04/05/2024	3,492.86
32909	GLOP000--Glory Reins Riding School, Inc		04/05/2024	900.00
32910	HERI000--Heritage Valley Children's Academy		04/05/2024	5,205.00
32911	HIST000--History Unboxed LLC		04/05/2024	643.77
32912	HOCK000--Hockeycontractor, Inc.		04/05/2024	3,975.00
32913	HOME002--Home Science Tools		04/05/2024	186.91
32914	HOOK000--Hooked on Phonics		04/05/2024	33.06
32915	INSP008--Inspire Dance Studios LLC		04/05/2024	721.80
32916	JACK000--JackKris Publishing, LLC		04/05/2024	105.77
32917	FAIT000--Janessa Faith		04/05/2024	140.70
32918	JOEF000--Joe Ferrante Music Academy		04/05/2024	2,028.00
32919	GONZ001--Jonathan Gonzalez		04/05/2024	292.11
32920	JOST001--Jostens		04/05/2024	250.07
32921	KAIZ000--Kaizen Dojo		04/05/2024	522.00
32922	CORE001--Katherine Corey		04/05/2024	2,540.00
32923	KIDS002--Kids in Motion Pediatric Therapy Inc.		04/05/2024	16,078.50
32924	KIWI001--KiwiCo Inc		04/05/2024	5,964.78
32925	LAHA000--La Habra Music Center		04/05/2024	525.00
32926	LAKE000--Lakeshore Learning Materials		04/05/2024	558.25
32927	LAUR000--Lauridsen Ballet Centre		04/05/2024	490.00
32928	LECL000--Le Club Gymnastics		04/05/2024	3,135.00

**Blue Ridge Academy**  
**Check Register**  
**For the period ended April 30, 2024**

Check Number	Vendor Name	Transaction Description	Check Date	Check Amount
32929	LEAR003--Learning A-Z		04/05/2024	121.00
32930	LEGO000--LEGO Education		04/05/2024	2,797.67
32931	LITT017--Little Kitchen Academy Century City LLC		04/05/2024	149.00
32932	LOGI000--Logic of English		04/05/2024	423.73
32933	DODG000--Los Angeles Dodgers		04/05/2024	2,225.00
32934	LLOY000--Mallory Lloyd		04/05/2024	182.24
32935	MCGR000--McGraw Hill		04/05/2024	29.28
32936	DOTY000--Megan Doty		04/05/2024	195.77
32937	GRAN000--Michelle Granton		04/05/2024	48.22
32938	MORE001--Morey's Music Store, Inc		04/05/2024	180.75
32939	DELO002--Moriah DeLeon		04/05/2024	577.07
32940	MOVI002--Moving Beyond the Page		04/05/2024	141.19
32941	MISS008--Mrs. Megan's Music Studio		04/05/2024	252.00
32942	NATU001--Nature Watch		04/05/2024	62.62
32943	NEWP003--Newport Mesa Riding Center		04/05/2024	420.00
32944	CALA001--Nicole Calas		04/05/2024	207.70
32945	THOM007--Nicole the Math Lady		04/05/2024	129.00
32946	OAKM000--Oak Meadow Inc.		04/05/2024	1,180.08
32947	PALM002--Palmdale School of Music		04/05/2024	4,856.00
32948	PART003--Partners in Special Educations, Inc.		04/05/2024	8,817.50
32949	PASA005--Pasadena Conservatory of Music		04/05/2024	600.00
32950	FOXX002--Peter Fox		04/05/2024	300.00
32951	PRIV001--Private Lesson School LLC		04/05/2024	412.50
32952	PENS001--PSPA		04/05/2024	75.00
32953	RAIN000--Rainbow Resource Center		04/05/2024	1,484.71
32954	CALV001--Rebecca Calvin		04/05/2024	287.01
32955	REDD001--Red Dragon Karate		04/05/2024	1,800.00
32956	REDL006--Redline Athletics		04/05/2024	1,488.00
32957	RIVE007--Riverside County Office of Education		04/05/2024	1,150.00
32958	REME000--Robert Remedi		04/05/2024	750.00
32959	ROCK004--Rock Tree Sky		04/05/2024	2,809.17
32960	SANT000--Santa Monica Academy of Music		04/05/2024	720.00
32961	SE23000--SE23 Studios LLC		04/05/2024	1,277.00
32962	CAMP008--Sean Campbell		04/05/2024	1,432.00
32963	SILI000--Silicon Valley High School, Inc		04/05/2024	16,375.00
32964	SILO000--Silo Productions		04/05/2024	1,560.00
32965	SING000--Singapore Math Inc.		04/05/2024	168.00
32966	MATH063--SoCal Math LLC		04/05/2024	359.00
32967	SPOR001--Sports Academy		04/05/2024	318.00
32968	STAR000--Starfall Education Foundation		04/05/2024	25.95
32969	ESSE000--Stephens Educational Services, LLC		04/05/2024	534.95
32970	STRI000--Strike One		04/05/2024	495.00
32971	STUD002--Studies Weekly		04/05/2024	228.83
32972	SUNR004--Sunrise School		04/05/2024	2,360.25
32973	SUNS000--Sunset Learning Studio		04/05/2024	3,060.00
32974	LOPE003--Susan Lopez		04/05/2024	160.00
32975	SYLV020--Sylvan Santa Monica		04/05/2024	792.00
32976	TEAC004--Teacher Synergy, LLC		04/05/2024	311.61
32977	TEAC000--Teaching Textbooks		04/05/2024	54.92
32978	ARTR000--The ArTree Community Art Center		04/05/2024	198.00
32979	PACX000--The PAC		04/05/2024	2,160.00
32980	SALV001--The Salvation Army		04/05/2024	960.00
32981	VIVI000--The Vivid Canvas Art Studio		04/05/2024	465.00
32982	THIN002--Think Outside, LLC		04/05/2024	912.00
32983	TOPO000--Top Out Climbing, LLC		04/05/2024	2,932.00
32984	TURN003--Turner, Warren, Hwang & Conrad AC		04/05/2024	6,000.00
32985	VERI0087--Verizon Wireless		04/05/2024	8,825.99
32986	VERI9876--Verizon Wireless		04/05/2024	38.01
32987	VERI1733--Verizon Wireless		04/05/2024	495.11
32988	VERI1158--Verizon Wireless		04/05/2024	1,480.37
32989	WATE000--Waterworks Aquatics Pasadena		04/05/2024	12,686.38
32990	WATE015--Waterworks Swim School		04/05/2024	10,993.48
32991	WESP000--We Spark Learning		04/05/2024	8,320.00
32992	PALM004--Western CBO (Palmdale)		04/05/2024	1,760.00
32993	CALS002--CALSTRS		04/10/2024	721,756.35

**Blue Ridge Academy**  
**Check Register**  
**For the period ended April 30, 2024**

Check Number	Vendor Name	Transaction Description	Check Date	Check Amount
32994	CAUG000--Caught in the Moment		04/10/2024	7,250.00
32995	EXTR002--Extra Space Storage		04/10/2024	662.30
32996	RAHA000--Linda Rahardjo		04/10/2024	232.59
32997	MAKE001--Maker Learning Network		04/10/2024	49,700.00
32998	MUTU000--Mutual of Omaha		04/10/2024	34,456.29
32999	WIKI000--Sonia Wike		04/10/2024	150.00
33000	ADVA006--The Advantage Group		04/10/2024	1,202.20
33001	EDIS000--Southern California Edison		04/11/2024	35.51
33002	EGEL000--Augustin Egelsee LLP		04/12/2024	7,500.00
33003	LOTT002--A Lotte Horses		04/12/2024	8,550.00
33004	TIME006--A Time for Dance		04/12/2024	1,866.00
33005	ATOZ000--A to Z Soccer Academy		04/12/2024	375.00
33006	APLUS001--A+ In Home Tutors		04/12/2024	6,600.00
33007	ATUT000--A+ Tutoring Inc.		04/12/2024	760.00
33008	ACAD020--Academic Achievers Educational Services, Inc.		04/12/2024	2,400.00
33009	ACAD012--Academy of Music Performance and Education		04/12/2024	2,920.00
33010	ACTI002--Action Academy		04/12/2024	2,662.00
33011	AERI002--Aerial Gymnastics Club		04/12/2024	525.00
33012	KING009--Alana King		04/12/2024	236.51
33013	JONE011--Alicia Jones Coaching		04/12/2024	1,620.00
33014	ALLA000--All About Learning Press, Inc.		04/12/2024	2,185.82
33015	ALPH003--Alpha Uno Athletics		04/12/2024	320.00
33016	MANC002--Amy Manchel		04/12/2024	2,100.00
33017	KAUF000--Andrea Kaufman		04/12/2024	6,557.50
33018	ZYLM000--Ann Zylman		04/12/2024	800.00
33019	ALVA002--Antonio Alvarado		04/12/2024	450.00
33020	APAS000--APA Speech Therapy Inc		04/12/2024	550.00
33021	ARTO000--Art of Problem Solving		04/12/2024	324.52
33022	ARVE000--Arvest Art Studio LLC		04/12/2024	380.00
33023	ATHA000--Athania Baker Tutoring		04/12/2024	400.00
33024	KUMO037--Auspiciuos Possibility Inc		04/12/2024	680.00
33025	MEGL000--Authentic Learners		04/12/2024	1,630.00
33026	AYCL000--AYC LOGIC		04/12/2024	440.00
33027	BARN009--Barnyard Buddies - Lakewood		04/12/2024	770.00
33028	BASU000--Basurto Music & Academics		04/12/2024	2,310.00
33029	BEAU000--Beautiful Feet Books, Inc.		04/12/2024	81.22
33030	BEHE000--Behere Inc.		04/12/2024	2,638.00
33031	BELI001--Believe Fitness Studio		04/12/2024	905.00
33032	BILL001--Billy Clower Dance Studio		04/12/2024	1,435.20
33033	BLAC000--Blackbird & Co		04/12/2024	35.00
33034	BOOK001--BookShark		04/12/2024	892.44
33035	EXCE007--Brandon Diaz		04/12/2024	2,500.00
33036	BRAV000--Brave Writer, LLC		04/12/2024	397.70
33037	BRID003--Bridge the Gap Tutoring		04/12/2024	930.00
33038	BROO002--Brooklyn's Conservatory of Music		04/12/2024	140.00
33039	BRUD000--Brudda LLC		04/12/2024	200.00
33040	BULL000--Bullock's Archery		04/12/2024	1,290.00
33041	CALI030--Calico Canvas		04/12/2024	660.00
33042	CARR002--Catherine C. Rothenberger		04/12/2024	240.00
33043	CAUG000--Caught in the Moment		04/12/2024	7,450.00
33044	CERT000--Certified Interpreting Services LLC		04/12/2024	1,237.50
33045	CHAR000--Charter Impact, LLC		04/12/2024	3,660.50
33046	CHIL001--Children's Therapy Network, Inc.		04/12/2024	1,203.00
33047	CHIN001--Ching On Fok		04/12/2024	840.00
33048	CLAD002--Claddagh Dance Co		04/12/2024	235.00
33049	CLAR001--Claremont Community School of Music		04/12/2024	2,373.00
33050	CONE001--Conejo Recreation and Park District		04/12/2024	6,691.75
33051	CORN003--Cornerstone Music Conservatory		04/12/2024	50.00
33052	COVE000--Coverall North America, Inc.		04/12/2024	1,477.50
33053	CREA000--Creative Learning Place Inc		04/12/2024	1,511.00
33054	CREA018--Creative Music Mentor		04/12/2024	810.00
33055	CREO000--Creo Studio Inc.		04/12/2024	240.00
33056	CURI000--Curiosity Chronicles		04/12/2024	107.00
33057	CONE006--CVBJA LLC		04/12/2024	450.00
33058	DANI002--Danimation Entertainment LLC		04/12/2024	250.00

**Blue Ridge Academy**  
**Check Register**  
**For the period ended April 30, 2024**

Check Number	Vendor Name	Transaction Description	Check Date	Check Amount
33059	COLO004--Deanna Colon		04/12/2024	200.00
33060	DEBO000--Deborah Lemen Acting Studio		04/12/2024	275.00
33061	DELA001--Delano Athletica Gymnastics		04/12/2024	1,500.00
33062	DEMM001--Demme Learning School Sales		04/12/2024	1,043.39
33063	VOEL000--Dime Basketball		04/12/2024	4,019.96
33064	DONN002--Donna Carroll-Rich		04/12/2024	2,300.00
33065	DOOR001--DoorDash, Inc.		04/12/2024	21,309.15
33066	EDYN000--eDynamic Learning		04/12/2024	265.00
33067	ELEM001--Elemental Science		04/12/2024	181.69
33068	JAME001--Emily James		04/12/2024	500.00
33069	EROL000--Erolin 3D Martial Arts LLC		04/12/2024	330.00
33070	EVAN000--Evan-Moor		04/12/2024	44.59
33071	KURT001--Evon Schaar Kurtz		04/12/2024	1,400.00
33072	FIDE9341--Fidelity Security Life Insurance Co.		04/12/2024	3,532.34
33073	FINE001--Fine Art Classes, Inc.		04/12/2024	4,831.38
33074	FITS000--FitSport Kinetics		04/12/2024	750.00
33075	FMLA000--FMLA Source Inc.		04/12/2024	3,387.42
33076	VELA000--Frank Velasquez		04/12/2024	560.00
33077	GILC000--Gilchrist Farm		04/12/2024	2,130.00
33078	GLAD000--GLAD Academics LLC		04/12/2024	1,460.00
33079	GLIS001--Glissando Music School		04/12/2024	2,650.00
33080	GOLD007--Gold Coast Gymnastics		04/12/2024	909.00
33081	GYMN003--Gymnastics Olympica USA, Inc.		04/12/2024	2,343.00
33082	HEAL003--Healthy Footprints Adventure		04/12/2024	2,207.84
33083	DZIA000--Helen Dziadulewicz		04/12/2024	4,636.87
33084	HELP000--Helping Hands Kids Studio LLC		04/12/2024	390.00
33085	HIST000--History Unboxed LLC		04/12/2024	240.27
33086	CRAF002--Homeschool in a box Inc dba Crafty School Crates		04/12/2024	660.31
33087	HONO000--Honor Roll BJJ		04/12/2024	640.00
33088	HULA000--Hula From The Heart		04/12/2024	805.00
33089	IWAN000--I Want Chinese School		04/12/2024	1,170.00
33090	IMAG004--Imagine Learning LLC		04/12/2024	1,300.00
33091	INSP010--Inspire Martial Arts & Fitness Inc		4/12/2024	VOID
33092	INSP010--Inspire Martial Arts & Fitness Inc		04/12/2024	6,387.00
33093	INST001--Institute for Excellence in Writing		04/12/2024	1,417.67
33094	SALC000--Irma Salcido Spanish Lessons		04/12/2024	720.00
33095	JALG000--Jacob Lusk		04/12/2024	3,025.00
33096	DURA001--James Duran		04/12/2024	245.00
33097	GLIE000--Jennifer Glienke		04/12/2024	64.31
33098	STUR000--Jill Sturkie		04/12/2024	630.00
33099	MAXX000--Jing Ma		04/12/2024	1,647.00
33100	JOEF000--Joe Ferrante Music Academy		04/12/2024	2,028.00
33101	JOOB000--Joobilo LLC		04/12/2024	4,185.00
33102	LORD001--Justin Lord		04/12/2024	400.00
33103	JYIF000--JYL Fearn - Embark Education		04/12/2024	750.00
33104	K2ST000--K2 Studios		04/12/2024	1,890.00
33105	ANDE011--Kelly Anderson		04/12/2024	1,681.00
33106	KFAR000--Kfar Saba Urban Farm		04/12/2024	640.00
33107	KING011--Kingi Ohana House		04/12/2024	2,254.00
33108	KNUC000--KnuckleHeadz Boxing Inc		04/12/2024	80.00
33109	LAMO001--Lamore Dance		04/12/2024	630.00
33110	LEAR012--Learning Without Tears		04/12/2024	448.19
33111	LEVE002--LEVEL 3 Martial Arts Performance		04/12/2024	1,200.00
33112	LIZZ001--Lizzy's Schoolhouse & Tutoring		04/12/2024	444.80
33113	LOGI000--Logic of English		04/12/2024	488.02
33114	LOUB000--Loubella Farms, LLC		04/12/2024	400.00
33115	MACH000--Machida Karate Academy Inc		04/12/2024	544.80
33116	HOLL001--Maestro Performance Products		04/12/2024	2,970.00
33117	MAJD000--Marc Majdick		04/12/2024	450.00
33118	FREA000--Margaret Freaney		04/12/2024	150.00
33119	MARG001--Margie Haber Studio		04/12/2024	1,500.00
33120	WATE006--Marietta Waters Pinnick		04/12/2024	275.00
33121	BROU000--Mathieu Brousseau		04/12/2024	315.00
33122	MELS000--MEL Science U. S., LLC		04/12/2024	985.17
33123	JANA000--Melani Jana		04/12/2024	4,117.79

**Blue Ridge Academy**  
**Check Register**  
**For the period ended April 30, 2024**

Check Number	Vendor Name	Transaction Description	Check Date	Check Amount
33124	CALD001--Melissa Jean Calderon		04/12/2024	1,575.00
33125	MIAP000--Miaplaza Inc.		04/12/2024	108.00
33126	MAES000--Mission2Math LLC		04/12/2024	1,242.00
33127	MOOR002--Mooreco Inc dba Mathnasium of Moorpark		04/12/2024	658.00
33128	MUSI024--Music Box		04/12/2024	689.31
33129	ROCK018--Music Freqs		04/12/2024	1,665.00
33130	SANC002--Nancy's Spanish Creative, LLC		04/12/2024	600.00
33131	NEWM003--New Modern Music School dba San Dimas Music Academy		04/12/2024	507.00
33132	PASA004--New Modern Music School Us Inc dba Pasadena Music Academy		04/12/2024	2,831.00
33133	NFPR000--NFP Retirement		04/12/2024	3,750.00
33134	LACO002--Nicola Iacovetti		04/12/2024	1,320.00
33135	NINJ001--Ninja Toons		04/12/2024	326.00
33136	NUEV000--Nueva Vision Community School		04/12/2024	70.00
33137	OASI000--Oasis Aquatics, Inc.		04/12/2024	2,220.00
33138	ONES000--One Spark Academy		04/12/2024	759.43
33139	OUTS004--Outside the Box Creation		04/12/2024	406.05
33140	OXFO000--Oxford Consulting Services, Inc.		04/12/2024	4,578.81
33141	PENI001--Peninsula School of Performing Arts		04/12/2024	1,029.00
33142	CARL003--Philipp Florin		04/12/2024	750.00
33143	PIAN003--Piano4Everyone, Westlake Village		04/12/2024	500.00
33144	PICA000--Picasso's Playmates		04/12/2024	1,645.00
33145	PRAD001--Prado Music Academy LLC		04/12/2024	540.00
33146	PRES000--Presence Learning, Inc.		04/12/2024	10,255.00
33147	RAIN000--Rainbow Resource Center		04/12/2024	3,901.14
33148	RANC001--Rancho Simi Recreation and Park District		04/12/2024	5,034.00
33149	MORE008--Raquel Moreno		04/12/2024	262.50
33150	REDH000--Red Hat Cowgirl		04/12/2024	2,380.00
33151	REDL006--Redline Athletics		04/12/2024	666.99
33152	ROCK004--Rock Tree Sky		04/12/2024	2,551.60
33153	ROCK016--Rockstars of Tomorrow		04/12/2024	1,853.10
33154	ROLL002--Rolling Robots Inc		04/12/2024	999.00
33155	DORI001--Ryan Dorin		04/12/2024	3,570.00
33156	SANP002--San Pedro Ballet School		04/12/2024	572.00
33157	BONH000--Sarah Bonham		04/12/2024	42.88
33158	SERE000--Serendipity Dance Co		04/12/2024	140.00
33159	SIER002--Sierra Madre Dance Center		04/12/2024	220.60
33160	SILO000--Silo Productions		04/12/2024	2,040.00
33161	SING003--Sing Language Foundation		04/12/2024	3,000.00
33162	SING000--Singapore Math Inc.		04/12/2024	750.12
33163	SISA000--SIS Athletics		04/12/2024	130.00
33164	SKAT005--Skate Sessions - Jamonn Roberts		04/12/2024	1,140.00
33165	SKYM001--Sky Martial Arts Simi Inc		04/12/2024	390.00
33166	SOLI000--Solid Gold Dance, Inc.		04/12/2024	354.00
33167	SOUT022--South Bay Aquatics Inc		04/12/2024	6,447.00
33168	SOUT009--South Bay Cheer 360		04/12/2024	980.00
33169	SOUT018--Southern California Dance Academy		04/12/2024	60.00
33170	SPAN007--Spanish Advantage		04/12/2024	4,475.00
33171	SPEC000--Specialized Therapy Services		04/12/2024	52,168.40
33172	SPEE005--Speech Language & Educational Associates		04/12/2024	8,698.38
33173	ESSE000--Stephens Educational Services, LLC		04/12/2024	376.00
33174	STRI000--Strike One		04/12/2024	699.00
33175	SUCC002--Success Tutoring		04/12/2024	920.00
33176	SUNR002--Sunrise Surf Academy LLC		04/12/2024	417.00
33177	TEAC004--Teacher Synergy, LLC		04/12/2024	508.83
33178	AFAS000--The AFA Studio		04/12/2024	1,290.00
33179	ARTR000--The ArTree Community Art Center		04/12/2024	330.00
33180	BEND001--The Bending Willow Academy		04/12/2024	436.00
33181	CIRC003--The Circle LB		04/12/2024	300.00
33182	CREA011--The Creativity Land		04/12/2024	120.00
33183	DANC009--The Dance Company		04/12/2024	2,045.00
33184	HIDD000--The Hidden Dojo		04/12/2024	10,402.00
33185	WANN000--The Howard Fine Acting Studio		04/12/2024	500.00
33186	LITT013--The Little Dance World, Inc		04/12/2024	1,918.00
33187	MART003--The Martial Way		04/12/2024	160.00
33188	SKAT004--The Skateside		04/12/2024	831.00



**Blue Ridge Academy**  
**Check Register**  
**For the period ended April 30, 2024**

Check Number	Vendor Name	Transaction Description	Check Date	Check Amount
33189	THES001--The Swim Ranch		04/12/2024	2,077.00
33190	VAUL001--The Vault Performance		04/12/2024	1,483.00
33191	WRIT003--The Writtenburg Door		04/12/2024	300.00
33192	THIN002--Think Outside, LLC		04/12/2024	304.00
33193	TIMB000--Timberdoodle.com		04/12/2024	103.35
33194	TOTA000--Total Education Solutions, dba TES Therapy		04/12/2024	3,740.25
33195	TOUC001--Touch-it Productions		04/12/2024	240.00
33196	HERD000--Tutoring with Ms. Stephanie		04/12/2024	200.00
33197	ROWL000--Veronica Anne Rowland		04/12/2024	460.00
33198	VIVA002--Viva! Learning Space DBA The Lab Learning Space		04/12/2024	4,980.13
33199	WATE011--Water Wings Swim School		04/12/2024	3,442.00
33200	WATE000--Waterworks Aquatics Pasadena		04/12/2024	3,366.56
33201	WATE015--Waterworks Swim School		04/12/2024	370.00
33202	WERO003--We Rock the Spectrum Kids Gym - Downey		04/12/2024	160.00
33203	WEST000--West Coast Classical		04/12/2024	2,135.00
33204	WHOL001--Whole Child Therapy Inc.		04/12/2024	7,140.00
33205	WILD009--Wildlife Learning Center		04/12/2024	254.00
33206	WRIT005--WriteAtHome, Inc.		04/12/2024	199.00
33207	LUXX000--YaPing Lu		04/12/2024	420.00
33208	YESW000--YES Writing		04/12/2024	1,070.00
33209	CAMA003--Camarillo Academy of Performing Arts		04/16/2024	106.40
33210	STRA00--Carlene Strathmann		04/16/2024	1,140.00
33211	CONE001--Conejo Recreation and Park District		04/16/2024	933.00
33212	DREW000--Drew's Art Box LLC		04/16/2024	60.00
33213	SLAC000--Justine Slack		04/16/2024	206.76
33214	KNOW001--Knowledge and Wilson Tutoring		04/16/2024	480.00
33215	RANK000--Laura Rankin		04/16/2024	232.84
33216	HERR002--Leslie Arteaga		04/16/2024	90.78
33217	LOVI000--Loving Learning		04/16/2024	150.00
33218	MATH070--Mathnasium of Newbury Park		04/16/2024	2,303.00
33219	DOTY000--Megan Doty		04/16/2024	45.65
33220	MICH004--Michelle's Dance Academy		04/16/2024	384.00
33221	SPOR001--Sports Academy		04/16/2024	1,006.00
33222	MIRA002--Sthephanie Miranda		04/16/2024	5.01
33223	123R000--123 Rock School of Music		04/11/2024	375.00
33224	A1DR001--A1 Driving and Traffic School		04/11/2024	419.00
33225	ABRI000--Abrite, A Speech Pathology Corp		04/11/2024	176.75
33226	ACTI000--Activities for Learning, Inc.		04/11/2024	128.70
33227	ALLA000--All About Learning Press, Inc.		04/11/2024	375.99
33228	PANT000--Amanda Panting		04/11/2024	117.92
33229	ANDD000--And Dance		04/11/2024	68.00
33230	APAS000--APA Speech Therapy Inc		04/11/2024	330.00
33231	GETM001--Arlene Getman		04/15/2024	4,481.54
33232	MCEA000--Ashley McEachern		04/11/2024	736.20
33233	BANA000--Banana Education Inc		04/15/2024	299.00
33234	BARN009--Barnyard Buddies - Lakewood		04/11/2024	495.00
33235	BARR002--Barron Productions & Music Inc. Services		04/15/2024	2,131.00
33236	BEHI000--Behind The Wheel Driving School		04/11/2024	546.00
33237	BLOO001--Bloom School of Music and Dance		04/11/2024	364.00
33238	BOOK001--BookShark		04/11/2024	612.23
33239	JONE008--Branche Jones		04/15/2024	3,000.00
33240	BRAV000--Brave Writer, LLC		04/11/2024	249.00
33241	BULL000--Bullock's Archery		04/11/2024	120.00
33242	CENT017--Center Stage Dance Academy		04/11/2024	360.00
33243	CLAD002--Claddagh Dance Co		04/11/2024	85.00
33244	CARP000--Colleen Carpio		04/15/2024	134.00
33245	COLO007--Color it In Franchise LLC		04/11/2024	75.00
33246	CONE001--Conejo Recreation and Park District		04/11/2024	404.00
33247	COPP001--Copper Horse Riding Ranch LLC		04/11/2024	230.00
33248	CURI000--Curiosity Chronicles		04/11/2024	10.00
33249	DANC007--Dance 1		04/15/2024	420.00
33250	DANC030--Dance Alliance of Camarillo		04/11/2024	104.00
33251	DEMM001--Demme Learning School Sales		04/11/2024	426.46
33252	DYNA002--Dynamic Movement LA		04/11/2024	170.00
33253	ETHE000--E-Therapy, LLC		04/15/2024	7,088.32

**Blue Ridge Academy**  
**Check Register**  
**For the period ended April 30, 2024**

Check Number	Vendor Name	Transaction Description	Check Date	Check Amount
33254	EAST001--East West Ice Palace		04/11/2024	320.00
33255	EDYN000--eDynamic Learning		04/11/2024	265.00
33256	ELEM001--Elemental Science		04/11/2024	214.97
33257	EMHS000--EMH Sports USA, Inc.		04/15/2024	3,180.00
33258	MORE011--Emily Morey		04/15/2024	163.30
33259	EXCE006--Excel Taekwondo Center Inc		04/11/2024	189.00
33260	OGIL000--Gina Ogilvie		04/11/2024	851.49
33261	JOHN015--Glen Johnson		04/15/2024	644.54
33262	GLOR000--Glory Reins Riding School, Inc		04/11/2024	640.00
33263	GRAC017--Gracie Barra Long Beach		04/11/2024	558.00
33264	HIST000--History Unboxed LLC		04/11/2024	66.42
33265	CABU000--Holly Cabuhat		04/15/2024	64.32
33266	CRAF002--Homeschool in a box Inc dba Crafty School Crates		04/11/2024	457.43
33267	HOOK000--Hooked on Phonics		04/11/2024	32.84
33268	IRIS000--Irish Rose Farms		04/15/2024	360.00
33269	JACK000--JacKris Publishing, LLC		04/11/2024	42.99
33270	PETE004--Jennie Peterson		04/11/2024	366.62
33271	EISE001--Jessica Eisenbraun		04/11/2024	448.50
33272	JOOB000--Joobilo LLC		04/11/2024	214.00
33273	LEUN000--Josephine Leung		04/11/2024	411.00
33274	WEES000--Judylyn Weesner		04/11/2024	275.00
33275	KAIS4945--Kaiser Foundation Health Plan		04/15/2024	179,263.76
33276	KITC001--Kitchen Stewardship LLC		04/11/2024	149.95
33277	LAKE000--Lakeshore Learning Materials		04/11/2024	286.61
33278	LAMO001--Lamore Dance		04/11/2024	105.00
33279	VARG000--Laura Vargas		04/11/2024	491.11
33280	BARRA000--Laurie Barranti-Teague		04/15/2024	644.54
33281	LAWO000--Law Office of Jennifer McQuarrie		04/15/2024	1,017.50
33282	LEAR012--Learning Without Tears		04/11/2024	99.93
33283	LITT001--Little School of Music		04/15/2024	1,809.00
33284	LOGI000--Logic of English		04/11/2024	93.26
33285	LONG000--Long Beach Alliance Church		04/11/2024	88.00
33286	KLOT000--Marcus Klotz Music		04/15/2024	5,311.00
33287	MOOR002--Mooreco Inc dba Mathnasium of Moorpark		04/12/2024	658.00
33288	MOOR006--Moorpark Baseball Academy		04/11/2024	221.50
33289	MORU000--Morumbi Jiu Jitsu and Fitness Academy		04/15/2024	2,075.00
33290	NEWM001--New Modern Music School US Inc dba Monrovia Music Academy		04/11/2024	179.00
33291	OAKM000--Oak Meadow Inc.		04/11/2024	62.20
33292	OUTS004--Outside the Box Creation		04/11/2024	266.70
33293	JOHN014--Pamela Johnston's Dance Studio		04/11/2024	100.00
33294	PENI001--Peninsula School of Performing Arts		04/11/2024	238.00
33295	PIAN003--Piano4Everyone, Westlake Village		04/11/2024	200.00
33296	PRES002--Preschool Prodigies		04/11/2024	95.00
33297	PRIV001--Private Lesson School LLC		04/11/2024	137.50
33298	QUEN000--Quench USA Inc		04/11/2024	46.00
33299	RAIN000--Rainbow Resource Center		04/11/2024	113.98
33300	RAIN000--Rainbow Resource Center		04/15/2024	35.28
33301	REDL006--Redline Athletics		04/11/2024	539.97
33302	ROYL000--Royal Academy the Sound of Music		04/15/2024	2,381.50
33303	SANT001--Santa Barbara Zoo		04/15/2024	1,950.00
33304	SILI000--Silicon Valley High School, Inc		04/11/2024	125.00
33305	SING000--Singapore Math Inc.		04/11/2024	142.08
33306	SOCA014--SoCal Math, LLC		04/11/2024	409.00
33307	SPOR001--Sports Academy		04/11/2024	318.00
33308	ESSE000--Stephens Educational Services, LLC		04/11/2024	89.00
33309	SUNN001--Steven Sunnarborg		04/11/2024	199.00
33310	STRI000--Strike One		04/11/2024	500.00
33311	STUD002--Studies Weekly		04/15/2024	17.95
33312	SURG001--Surge Los Angeles Dance Studio		04/11/2024	380.00
33313	LOPE003--Susan Lopez		04/11/2024	120.00
33314	SYLV020--Sylvan Santa Monica		04/11/2024	715.00
33315	TKTA000--T.K. Taekwondo		04/11/2024	358.00
33316	TAEK000--Taekwondo		04/15/2024	2,114.00
33317	TEAC004--Teacher Synergy, LLC		04/12/2024	10.00
33318	TEAC000--Teaching Textbooks		04/11/2024	60.40

**Blue Ridge Academy**  
**Check Register**  
**For the period ended April 30, 2024**

Check Number	Vendor Name	Transaction Description	Check Date	Check Amount
33319	ARTR000--The ArTree Community Art Center		04/11/2024	330.00
33320	CLAR008--The Claremont Club		04/11/2024	210.00
33321	SKAT004--The Skateside		04/11/2024	340.00
33322	VIVI000--The Vivid Canvas Art Studio		04/11/2024	375.00
33323	THIN002--Think Outside, LLC		04/11/2024	304.00
33324	THRI003--Thrive Dance Center Inc		04/11/2024	200.00
33325	TIMB000--Timberdoodle.com		04/11/2024	148.90
33326	TOUC001--Touch-it Productions		04/11/2024	160.00
33327	TREL000--Trellis Learning		04/11/2024	949.53
33328	VILL000--Villatoro Bushido Martial Arts		04/11/2024	594.00
33329	WATE015--Waterworks Swim School		04/11/2024	490.02
33330	WILK000--Wilkinson Hadley King & Co., LLP		04/11/2024	975.00
33331	WMCO000--WM Corporate Services, Inc.		04/11/2024	364.30
33332	KAIS6755--Kaiser Foundation Health Plan		04/15/2024	2,401.14
33333	LITT017--Little Kitchen Academy Century City LLC		04/19/2024	149.00
33334	YNMA000--YN Machida		04/23/2024	544.80
33335	ACCU000--AccuVision Optometry Inc		04/23/2024	1,705.00
33336	ACTI000--Activities for Learning, Inc.		04/23/2024	291.10
33337	ALLE000--Allegretto Music School		04/23/2024	720.00
33338	GATE002--Amanda Gates		04/23/2024	80.40
33339	KOTT000--Amber Kott		04/23/2024	235.32
33340	BREC000--Amy Breceda		04/23/2024	66.36
33341	ANTH001--Anthem Music Lessons		04/23/2024	1,995.00
33342	APAS000--APA Speech Therapy Inc		04/23/2024	660.00
33343	AQUA006--Aqua Tots LA LLC		04/23/2024	250.00
33344	ARTS000--Art Steps, Inc.		04/23/2024	212.00
33345	AVAN000--Avani Zaidi		04/23/2024	1,110.00
33346	LEON001--Barbara Leoni		04/23/2024	240.00
33347	BEVE000--Beverly Grove Vision Care Optometry Inc		04/23/2024	6,632.00
33348	BRAV000--Brave Writer, LLC		04/23/2024	249.00
33349	JOHN001--Carol E Johnson		04/23/2024	1,320.00
33350	KAZO000--Cecilia Kazol		04/23/2024	600.00
33351	CERT000--Certified Interpreting Services LLC		04/23/2024	300.00
33352	CHAR2001--Charter Communications		04/23/2024	458.35
33353	CARP000--Colleen Carpio		04/23/2024	134.00
33354	COLO007--Color it In Franchise LLC		04/23/2024	150.00
33355	CONE001--Conejo Recreation and Park District		04/23/2024	537.00
33356	CREA014--Creators Touch on Wheels, Inc		04/23/2024	864.00
33357	CROS006--CrossFit 310		04/23/2024	360.00
33358	DANC007--Dance 1		04/23/2024	320.00
33359	DELA001--Delano Athletica Gymnastics		04/23/2024	770.00
33360	DGTH000--DG Therapy Group		04/23/2024	5,535.00
33361	DOCU000--Document Tracking Services		04/23/2024	2,426.63
33362	DOLL001--Dollar Driving School of Ventura		04/23/2024	430.00
33363	ETHE000--E-Therapy, LLC		04/23/2024	5,350.57
33364	HEND003--Elisa Hendricks		04/23/2024	197.99
33365	EMHS000--EMH Sports USA, Inc.		04/23/2024	12,222.50
33366	DELG001--Erica L. Delgado		04/23/2024	236.00
33367	LETH000--Erin Letham		04/23/2024	176.25
33368	EVER001--EverWild		04/23/2024	465.00
33369	FITK000--Fit Kids Gymnastics Center		04/23/2024	1,561.00
33370	FROM000--Frome Realty Fund Alpha LLC		04/23/2024	3,580.00
33371	GIBS000--Gibson Music Studio		04/23/2024	1,180.00
33372	GRAC015--Gracie Barra West Lancaster		04/23/2024	1,360.68
33373	HAPP003--Happy Horse Trail Rides, Inc.		04/23/2024	6,100.00
33374	HUCK000--HuckleBerry Center for Creative Learning		04/23/2024	15,242.33
33375	IMAG005--Image 2000, Inc.		04/23/2024	27.70
33376	JUMP000--Jump and Schout Therapy		04/23/2024	3,835.00
33377	DODD000--Kaley Dodd		04/23/2024	291.99
33378	DUPO000--Karen Dupont		04/23/2024	2,100.00
33379	CORE001--Katherine Corey		04/23/2024	1,260.00
33380	KIDS019--KidsArt - Valencia, Inc.		04/23/2024	748.00
33381	KIDS023--KidsArt, Inc - Los Angeles DBA Drawn2Art		04/23/2024	160.00
33382	HAPK001--Kim's Hapkido		04/23/2024	780.00
33383	VELO001--Kimberly Veloz - Learning Wins		04/23/2024	240.00

**Blue Ridge Academy**  
**Check Register**  
**For the period ended April 30, 2024**

Check Number	Vendor Name	Transaction Description	Check Date	Check Amount
33384	ARMB000--Laura Armbruster		04/23/2024	238.15
33385	FISCO00--Laura Fischer		04/23/2024	125.00
33386	BRUN001--Laura K Brunasso		04/23/2024	369.30
33387	VARG000--Laura Vargas		04/23/2024	655.93
33388	LEWI000--Lewis Music Academy		04/23/2024	2,980.00
33389	LITT003--Little Ears Therapy Center		04/23/2024	9,320.00
33390	TEIC000--Mary Teichert		04/23/2024	900.00
33391	JIMM000--Matthew Jimmink		04/23/2024	785.00
33392	MCRO000--McRory Pediatric Services		04/23/2024	5,100.00
33393	CLEN000--Megan Clendenning		04/23/2024	67.90
33394	MOOR006--Moorpark Baseball Academy		04/23/2024	693.00
33395	DELO002--Moriah DeLeon		04/23/2024	677.71
33396	MOZA000--MozArt Music Academy		04/23/2024	6,840.01
33397	PERF007--Perfect Day Surf Camp		04/23/2024	200.00
33398	PROF002--Professional Tutors of America		04/23/2024	14,051.25
33399	RAIN000--Rainbow Resource Center		04/23/2024	28.67
33400	REDD001--Red Dragon Karate		04/23/2024	6,997.99
33401	REDL006--Redline Athletics		04/23/2024	449.97
33402	RIVE007--Riverside County Office of Education		04/23/2024	18,400.00
33403	REME000--Robert Remedi		04/23/2024	355.00
33404	ROCK004--Rock Tree Sky		04/23/2024	1,362.50
33405	ROSE006--Rosemary Johnson & Associate Clinic		04/23/2024	2,092.50
33406	ROYA004--Royal Basketball School		04/23/2024	348.00
33407	SANT001--Santa Barbara Zoo		04/23/2024	360.00
33408	SOCA6388--SoCalGas		04/23/2024	15.15
33409	SOCA6550--SoCalGas		04/23/2024	15.15
33410	SOCA6071--SoCalGas		04/23/2024	15.27
33411	SPEE010--Speech Improvement Center		04/23/2024	2,480.00
33412	STAR002--Star Dance Center		04/23/2024	175.00
33413	HEES000--Tara Hees		04/23/2024	10.93
33414	SEVI001--Tasia Sevilla		04/23/2024	61.77
33415	TERR005--Terra Arts Foundation		04/23/2024	12,140.00
33416	SALV001--The Salvation Army		04/23/2024	300.00
33417	SPEE004--The Speech and Language Group, Inc		04/23/2024	2,437.50
33418	VIVI000--The Vivid Canvas Art Studio		04/23/2024	1,595.00
33419	TRUL000--Thomas Trull Tutoring LLC		04/23/2024	780.00
33420	EARL000--Tracey Earl		04/23/2024	452.92
33421	OAKC000--Tracy Boldroff - Oak Creek Corral		04/23/2024	825.00
33422	TURN003--Turner, Warren, Hwang & Conrad AC		04/23/2024	6,000.00
33423	VALE006--Valerie Marich Music		04/23/2024	240.00
33424	VICT007--Victorum Athletics		04/23/2024	2,800.00
33425	VICT004--Victory Gymnastics Academy		04/23/2024	225.54
33426	ARNO000--Violet Arnold		04/23/2024	1,379.49
33427	WATT000--WATT Enterprises		04/23/2024	7,096.93
33428	ZULT000--Z Ultimate Self Defense Studios		04/23/2024	1,650.00
33429	MATH020--Mathnasium of Walnut		04/25/2024	263.00
33430	JALG000--Jacob Lusk		04/25/2024	3,025.00
33431	BRIL001--Brilliant Minds on the Move LLC		04/26/2024	72.00
33432	CENT017--Center Stage Dance Academy		04/26/2024	870.00
33433	LITT017--Little Kitchen Academy Century City LLC		04/26/2024	290.00
33434	MATH036--Mathnasium		04/26/2024	369.00
33435	MITC002--Melody Mitchell		04/26/2024	173.71
33436	STAR015--Rebecca Starbeck		04/26/2024	11,017.00
33437	REED001--Reed Idea Lab		04/26/2024	638.00
33438	UCOD000--UCode Inc.		04/26/2024	444.95
33439	ALLA000--All About Learning Press, Inc.		04/26/2024	15.37
33440	COMM008--Commerce Bank		04/26/2024	375.92
ACH	EDDX000--Employment Development Department		04/04/2024	165.00
ACH	EXPE003--ExpertPay		04/04/2024	1,389.00
ACH	FARM000--Farmers Only Inc dba The Farm SCV		04/04/2024	2,125.00
ACH	GLEN002--Glendora Employment Agency Inc		04/04/2024	2,681.48
ACH	LIMA000--Lima Taekwondo & Martial Arts Academy		04/04/2024	950.00
ACH	TEXA000--Texas SDU Child Support		04/04/2024	133.50
ACH	ACTI002--Action Academy		04/05/2024	6,021.33
ACH	AERI002--Aerial Gymnastics Club		04/05/2024	730.00

**Blue Ridge Academy**  
**Check Register**  
**For the period ended April 30, 2024**

Check Number	Vendor Name	Transaction Description	Check Date	Check Amount
ACH	ANDE010--Michelle Anderson		04/05/2024	890.00
ACH	APPL002--Applied Music Studios		04/05/2024	2,745.00
ACH	ARTA004--Art and Sol Fine Art Classes		04/05/2024	298.00
ACH	ATOZ000--A to Z Soccer Academy		04/05/2024	800.00
ACH	AYCL000--AYC LOGIC		04/05/2024	120.00
ACH	AZGM000--AZG Music School		04/05/2024	1,540.00
ACH	BEND001--The Bending Willow Academy		04/05/2024	2,199.00
ACH	BIOB000--BioBox Labs LLC		04/05/2024	952.56
ACH	BLAI000--Blair Wellness LLC		04/05/2024	460.00
ACH	BLUE009--Blue Shield of California		04/05/2024	319,264.71
ACH	BROO002--Brooklyn's Conservatory of Music		04/05/2024	330.00
ACH	CALH000--Cal Heights Music		04/05/2024	848.00
ACH	CALI031--California Cartwheel Center		04/05/2024	475.00
ACH	CAMA004--Camarillo Shotokan		04/05/2024	237.00
ACH	CANV001--Canvas Brazilian Jiu Jitsu		04/05/2024	1,200.00
ACH	CARR002--Catherine C. Rothenberger		04/05/2024	640.00
ACH	CENT022--Central Music		04/05/2024	200.00
ACH	CHAR016--Charter's Choice Educational Services		04/05/2024	35,965.00
ACH	CIPR000--Dave Cipriani Lesson & Performance		04/05/2024	1,400.00
ACH	COAS005--Coast Music Conservatory Inc		04/05/2024	200.00
ACH	COMM006--Common Thread Claremont		04/05/2024	390.00
ACH	COWA001--Bethany Cowan		04/05/2024	1,200.00
ACH	CRAN001--Lance Crane		04/05/2024	1,200.00
ACH	CREA011--The Creativity Land		04/05/2024	299.00
ACH	CRES003--Crescendo Performing Arts Academy		04/05/2024	1,632.00
ACH	CREW000--Tonia Crews		04/05/2024	1,008.00
ACH	DANC017--Dance Creations		04/05/2024	450.00
ACH	DAVE003--Dave Janssen's School of Music, LLC		04/05/2024	240.00
ACH	DINK000--Bonnie Dinka		04/05/2024	520.00
ACH	DOLL002--Dollar Driving School		04/05/2024	362.50
ACH	DRAG001--Dragon Han Martial Arts		04/05/2024	290.00
ACH	DRUM002--John James		04/05/2024	960.00
ACH	DURA001--James Duran		04/05/2024	360.00
ACH	ELUM000--eLuma LLC		04/05/2024	63,000.00
ACH	ENCO001--Encore Dance Studio		04/05/2024	939.00
ACH	EROL000--Erolin 3D Martial Arts LLC		04/05/2024	1,120.00
ACH	FARM000--Farmers Only Inc dba The Farm SCV		04/05/2024	250.00
ACH	FITS000--FitSport Kinetics		04/05/2024	300.00
ACH	FLOR001--Florida Virtual School (FlexPoint)		04/05/2024	1,900.00
ACH	G4GU000--G4 Guitar Schools Oxnard		04/05/2024	140.00
ACH	GAYN000--Ryan Gaynor		04/05/2024	308.00
ACH	GRAC016--Gracie Global LLC		04/05/2024	240.00
ACH	GRAC020--Graceful Minds LLC		04/05/2024	275.00
ACH	GRAH0002--Korene Graham		04/05/2024	250.00
ACH	GREE012--Jessica Greenly		04/05/2024	160.00
ACH	HAYN003--Haynes Family of Programs		04/05/2024	7,805.00
ACH	IGNI002--Ignite Martial Arts, Inc		04/05/2024	600.00
ACH	INLA002--Inland Pacific Ballet Academy		04/05/2024	4,333.00
ACH	INST001--Institute for Excellence in Writing		04/05/2024	584.31
ACH	IRON000--Iron Fist		04/05/2024	1,240.00
ACH	JONE011--Alicia Jones Coaching		04/05/2024	1,260.00
ACH	KIDS009--Kids Connections Developmental Therapy Center		04/05/2024	5,132.50
ACH	KUMO022--Kumon Math and Reading Center of Whittier		04/05/2024	1,000.00
ACH	KURT001--Evon Schaar Kurtz		04/05/2024	140.00
ACH	LAMU000--LA Music Lessons		04/05/2024	800.00
ACH	LAZA000--Lynnanne Zager Voiceover		04/05/2024	1,265.70
ACH	LEGA007--Legacy Glendale BJJ LLC		04/05/2024	934.00
ACH	LIGH001--Lights On Learning Solutions		04/05/2024	10,030.00
ACH	LITS000--Blake Litschke		04/05/2024	600.00
ACH	LITT000--Little Passports		04/05/2024	274.65
ACH	LIZZ001--Lizzy's Schoolhouse & Tutoring		04/05/2024	540.00
ACH	LOGI001--Logic BJJ Glendora, LLC		04/05/2024	405.00
ACH	LONE000--Daniel Lonero - XTMA		04/05/2024	1,779.00
ACH	LOUB000--Loubella Farms, LLC		04/05/2024	400.00
ACH	MANC002--Amy Manchel		04/05/2024	1,200.00

**Blue Ridge Academy**  
**Check Register**  
**For the period ended April 30, 2024**

Check Number	Vendor Name	Transaction Description	Check Date	Check Amount
ACH	MART003--The Martial Way		04/05/2024	3,530.00
ACH	MATH015--Mathnasium of Sherman Oaks		04/05/2024	1,476.00
ACH	MATH078--Emile Endeavors Inc (dba Mathnasium)		04/05/2024	1,620.00
ACH	MAZU000--Samuel Mazur		04/05/2024	325.00
ACH	MELB000--Mel Booker Music		04/05/2024	5,870.00
ACH	MELS000--MEL Science U. S., LLC		04/05/2024	656.78
ACH	MIAP000--Miaplaza Inc.		04/05/2024	216.00
ACH	MIDE000--Jennifer A. Molin		04/05/2024	360.00
ACH	MISS003--Miss Bee's Tutoring Inc.		04/05/2024	1,010.00
ACH	MUSI024--Music Box		04/05/2024	5,412.80
ACH	NATI004--Nationwide Trust Contributions		04/05/2024	120,761.17
ACH	NOBL000--Holly Noble		04/05/2024	1,640.00
ACH	NUES000--Nuestra Escuelita Spanish Academy		04/05/2024	1,267.50
ACH	OLIV002--Olive Tree Education Inc		04/05/2024	150.00
ACH	OWLC000--Owlcrate Enterprises Inc.		04/05/2024	352.86
ACH	OXFO000--Oxford Consulting Services, Inc.		04/05/2024	5,902.94
ACH	PACI011--Pacific Driving Academy Inc		04/05/2024	817.00
ACH	POWE000--Power of One - Lakewood		04/05/2024	2,448.00
ACH	POWE008--Power of One Self Defense Institute		04/05/2024	1,734.00
ACH	PRES000--Presence Learning, Inc.		04/05/2024	7,210.00
ACH	REDH000--Red Hat Cowgirl		04/05/2024	800.00
ACH	ROCK018--Music Freqs		04/05/2024	2,040.00
ACH	SALA002--Phil Salazar		04/05/2024	2,520.00
ACH	SEAS002--Seaside Therapy Inc.		04/05/2024	8,827.50
ACH	SERE000--Serendipity Dance Co		04/05/2024	766.00
ACH	SIER002--Sierra Madre Dance Center		04/05/2024	1,340.91
ACH	SILA000--Silanoe Martial Arts LLC		04/05/2024	338.00
ACH	SIMI001--Simi Valley Jiu Jitsu LLC		04/05/2024	1,344.00
ACH	SKAT005--Skate Sessions - Jamonn Roberts		04/05/2024	280.00
ACH	SOPH001--Sophie Dance, LLC		04/05/2024	330.00
ACH	SOUT018--Southern California Dance Academy		04/05/2024	104.00
ACH	SOUT022--South Bay Aquatics Inc		04/05/2024	1,820.00
ACH	SPAR001--Darlene Sparks		04/05/2024	680.00
ACH	STUD000--Studio Claremont		04/05/2024	150.00
ACH	SUMM006--Summit Enrichment Academy		04/05/2024	1,095.00
ACH	SYLV009--Sylvia's Design Studio		04/05/2024	1,484.00
ACH	TIME006--A Time for Dance		04/05/2024	3,000.00
ACH	TRUE000--True Note Music, LLC		04/05/2024	600.00
ACH	URBA003--Urban Youth Park LLC		04/05/2024	3,072.00
ACH	WATE010--Waterfront Education		04/05/2024	4,499.50
ACH	WEST003--West Coast Music Academy		04/05/2024	2,936.00
ACH	WHIT005--White Hall Arts Academy, Inc.		04/05/2024	2,430.00
ACH	WILD009--Wildlife Learning Center		04/05/2024	140.00
ACH	XOCH000--Xochitl Brizuela Spanish and more		04/05/2024	2,304.00
ACH	INOV000--Inova		04/09/2024	223,960.63
ACH	RING000--RingCentral Inc.		04/10/2024	14,326.71
ACH	CARR002--Catherine C. Rothenberger		04/11/2024	1,440.00
ACH	CARR002--Catherine C. Rothenberger		04/11/2024	VOID
ACH	LIMA000--Lima Taekwondo & Martial Arts Academy		04/11/2024	VOID
ACH	BERE000--Indigo Learning and Wellness		04/12/2024	720.00
ACH	BERE000--Indigo Learning and Wellness		04/12/2024	1,310.00
ACH	HELP000--Helping Hands Kids Studio LLC		04/12/2024	2,775.00
ACH	AMAZ000--Amazon Capital Services		04/15/2024	131,374.38
ACH	ATUT000--A+ Tutoring Inc.		04/15/2024	100.00
ACH	CHAR022--Orion Technology Group dba Charter Tech Services		04/15/2024	47,599.66
ACH	CIRC003--The Circle LB		04/15/2024	910.00
ACH	COGH000--Kaitlin Coghill		04/15/2024	715.00
ACH	DANC017--Dance Creations		04/15/2024	230.00
ACH	DAVE003--Dave Janssen's School of Music, LLC		04/15/2024	50.33
ACH	DIVV000--Divvy Credit One LLC		04/15/2024	189,038.45
ACH	EFPE000--Effectual Educational Consulting Services		04/15/2024	325.00
ACH	FARM000--Farmers Only Inc dba The Farm SCV		04/15/2024	2,375.00
ACH	FARM000--Farmers Only Inc dba The Farm SCV		04/15/2024	VOID
ACH	FARM000--Farmers Only Inc dba The Farm SCV		04/15/2024	VOID
ACH	GANG000--Tawni Carney / Gang of Arrows		04/15/2024	500.00

**Blue Ridge Academy**  
**Check Register**  
**For the period ended April 30, 2024**

Check Number	Vendor Name	Transaction Description	Check Date	Check Amount
ACH	GOLD007--Gold Coast Gymnastics		04/15/2024	650.00
ACH	GRAC018--Grace Learning LLC dba Kumon Carson North		04/15/2024	1,280.00
ACH	GYMN003--Gymnastics Olympica USA, Inc.		04/15/2024	794.00
ACH	INSP010--Inspire Martial Arts & Fitness Inc		04/15/2024	1,185.00
ACH	INST001--Institute for Excellence in Writing		04/15/2024	120.00
ACH	LIGH009--Lighthouse Therapy School Services Inc		04/15/2024	73,802.94
ACH	LIMA000--Lima Taekwondo & Martial Arts Academy		04/15/2024	950.00
ACH	LITT000--Little Passports		04/15/2024	490.18
ACH	LOTT002--A Lotte Horses		04/15/2024	5,161.00
ACH	MAEL000--John Maellaro		04/15/2024	350.00
ACH	MENT001--Mentally Fit		04/15/2024	1,110.00
ACH	REDH000--Red Hat Cowgirl		04/15/2024	700.00
ACH	REIG000--Reign Equine LLC		04/15/2024	640.00
ACH	RHOD000--Rhodes School of Music - La Canada Flintridge		04/15/2024	552.00
ACH	ROYA001--Royal Swim Team Inc.		04/15/2024	2,469.00
ACH	SURF001--surfclass.com		04/15/2024	790.00
ACH	TECH001--Technical Mastery Soccer		04/15/2024	720.00
ACH	VENT004--Ventura Land Trust		04/15/2024	900.00
ACH	WMMU000--WM Music Lessons		04/15/2024	4,235.00
ACH	VENT007--Ventura County Music Academy		04/16/2024	1,540.00
ACH	CRAN001--Lance Crane		04/17/2024	200.00
ACH	INOV000--Inova		04/17/2024	662.45
ACH	INOV000--Inova		04/17/2024	1,179.45
ACH	INOV000--Inova		04/17/2024	1,179.45
ACH	MANC002--Amy Manchel		04/17/2024	585.00
ACH	INOV000--Inova		04/19/2024	108.98
ACH	ACTI002--Action Academy		04/23/2024	3,864.90
ACH	AFA5000--The AFA Studio		04/23/2024	1,290.00
ACH	ALLE003--Allemande Music Academy, LLC		04/23/2024	6,830.00
ACH	ALTI000--Altitude Fitness		04/23/2024	223.00
ACH	AMAZ000--Amazon Capital Services		04/23/2024	42,747.40
ACH	ARTW004--Art/Work/Place		04/23/2024	158.00
ACH	AVDA000--AV Dance Inc		04/23/2024	1,970.00
ACH	BELL003--Bell's Ringing Educational Services		04/23/2024	800.00
ACH	BEND001--The Bending Willow Academy		04/23/2024	1,774.25
ACH	BLUE009--Blue Shield of California		04/23/2024	317,888.50
ACH	BURG002--Michael Burgett		04/23/2024	810.00
ACH	CAMM000--Shane Cammell		04/23/2024	480.00
ACH	CANV001--Canvas Brazilian Jiu Jitsu		04/23/2024	2,340.00
ACH	CARO001--Victor Carone		04/23/2024	546.99
ACH	CENT022--Central Music		04/23/2024	200.00
ACH	CHAR022--Orion Technology Group dba Charter Tech Services		04/23/2024	89,531.68
ACH	CHIL001--Children's Therapy Network, Inc.		04/23/2024	1,387.20
ACH	CLAU002--Rebekah S Clausen		04/23/2024	2,595.00
ACH	COLL005--Carlos Collins		04/23/2024	5,601.92
ACH	DASA000--Efrain Cordero		04/23/2024	960.00
ACH	DEWC000--DewCoach Fitness		04/23/2024	894.00
ACH	DIAM002--Diamond Bar Country Vaulters		04/23/2024	700.00
ACH	DNAS000--DNA Studios USA		04/23/2024	2,025.00
ACH	DONN002--Donna Carroll-Rich		04/23/2024	800.00
ACH	EFFE000--Effectual Educational Consulting Services		04/23/2024	8,879.20
ACH	ELUM000--eLuma LLC		04/23/2024	63,000.00
ACH	EPST000--Epstein Entertainment		04/23/2024	477.00
ACH	EVOL004--Evolve Fitness Ventura LLC dba Evolve Jiu Jitsu & Fitness		04/23/2024	1,690.00
ACH	FIRE000--Firestorm Freerunning & Acrobatics		04/23/2024	8,465.00
ACH	FRAZ000--Frazier Martial Arts		04/23/2024	864.00
ACH	FREE007--Freedom Martial Arts & Fitness Inc		04/23/2024	1,642.01
ACH	GLEN002--Glendora Employment Agency Inc		04/23/2024	5,516.00
ACH	GLEN004--Glendora Music and Arts School		04/23/2024	2,430.00
ACH	GLIS001--Glissando Music School		04/23/2024	3,915.00
ACH	HEAR007--Heartstrings Education		04/23/2024	1,200.00
ACH	HILL007--Hillcrest Ranch Inc.		04/23/2024	1,830.00
ACH	HOLL001--Maestro Performance Products		04/23/2024	2,900.00
ACH	INST001--Institute for Excellence in Writing		04/23/2024	205.80
ACH	JAME001--Emily James		04/23/2024	1,785.00

**Blue Ridge Academy**  
**Check Register**  
**For the period ended April 30, 2024**

Check Number	Vendor Name	Transaction Description	Check Date	Check Amount
ACH	JOIN001--Join the Band		04/23/2024	714.00
ACH	JONE010--Caid Jones		04/23/2024	600.00
ACH	KALO000--Kalos Sthenos Fitness		04/23/2024	585.00
ACH	KIDS009--Kids Connections Developmental Therapy Center		04/23/2024	7,672.75
ACH	KSW5000--KSW SGV, Inc.		04/23/2024	139.00
ACH	LACO002--Nicola Iacovetti		04/23/2024	1,050.00
ACH	LOGI001--Logic BJJ Glendora, LLC		04/23/2024	375.00
ACH	LOSA007--Los Angeles Intensive Pediatric Therapy		04/23/2024	7,330.00
ACH	MACH000--Machida Karate Academy Inc		04/23/2024	756.20
ACH	MATH074--Mathnasium of Simi Valley		04/23/2024	2,154.00
ACH	MELO002--Luciana Melo		04/23/2024	400.00
ACH	MILL012--Jessica S Miller		04/23/2024	1,100.00
ACH	MISS003--Miss Bee's Tutoring Inc.		04/23/2024	990.00
ACH	MONA002--Monarchs Gymnastics		04/23/2024	3,406.75
ACH	MYGY011--My Gym Children's Fitness Center		04/23/2024	496.00
ACH	NATI004--Nationwide Trust Contributions		04/23/2024	111,068.24
ACH	OASI000--Oasis Aquatics, Inc.		04/23/2024	2,600.00
ACH	PASE000--Paseo Aquatics Sports LLC		04/23/2024	410.00
ACH	PREC005--Precision Crossfit		04/23/2024	1,650.00
ACH	PURC000--Pitney Bowes Bank Inc Purchase Power		04/23/2024	254.86
ACH	RAIS001--Tanya Raisa Noordhoff		04/23/2024	400.00
ACH	RAMI004--Hector Ramirez Jr		04/23/2024	300.00
ACH	REAL000--The REALM Creative Academy, LLC		04/23/2024	16,881.57
ACH	REDH000--Red Hat Cowgirl		04/23/2024	2,355.00
ACH	ROCK018--Music Freqs		04/23/2024	3,262.90
ACH	ROLL002--Rolling Robots Inc		04/23/2024	637.00
ACH	SALC000--Irma Salcido Spanish Lessons		04/23/2024	480.00
ACH	SANP002--San Pedro Ballet School		04/23/2024	300.00
ACH	SEME000--Amy G. Semelsberger		04/23/2024	1,200.00
ACH	SERE000--Serendipity Dance Co		04/23/2024	98.00
ACH	SOCA013--SoCal Jiu Jitsu & Self Defense		04/23/2024	120.00
ACH	SOLA002--Cristian Solano		04/23/2024	800.00
ACH	SOLI000--Solid Gold Dance, Inc.		04/23/2024	2,238.00
ACH	SOUN002--SoundCheck Music School		04/23/2024	1,903.00
ACH	SOUT018--Southern California Dance Academy		04/23/2024	388.00
ACH	SOUT022--South Bay Aquatics Inc		04/23/2024	1,187.25
ACH	SPAN007--Spanish Advantage		04/23/2024	350.00
ACH	STEP006--Stephens Equestrian Center Inc		04/23/2024	1,425.00
ACH	SYLV013--Sylvan Learning Center Westlake Village		04/23/2024	1,390.00
ACH	SYLV024--Sylvan Learning Center - Northridge		04/23/2024	800.00
ACH	THRE000--Threefold Village Corporation		04/23/2024	49,194.40
ACH	TRUE000--True Note Music, LLC		04/23/2024	1,050.00
ACH	TUTU000--Tutu Ballet Academy LLC		04/23/2024	450.00
ACH	VANH000--Holly Van Houten		04/23/2024	631.00
ACH	VENT007--Ventura County Music Academy		04/23/2024	2,925.00
ACH	WANN000--The Howard Fine Acting Studio		04/23/2024	700.00
ACH	WATE001--Watersafe Swim School		04/23/2024	7,400.50
ACH	WHOL001--Whole Child Therapy Inc.		04/23/2024	4,410.00
ACH	WRIG004--Jamie Wright		04/23/2024	1,000.00
ACH	YOUN001--Law Offices of Young, Minney, & Corr, LLP		04/23/2024	3,703.50
ACH	YOUT006--DeRoche LLC dba Youth Movement		04/23/2024	62.00
ACH	INOV000--Inova		04/24/2024	224,912.51
ACH	ADVA005--Advantage Flex T Corp		04/26/2024	9,245.23
ACH	DVTH001--DV Therapy Inc		04/26/2024	VOID
ACH	DVTH001--DV Therapy Inc		04/26/2024	3,166.88
ACH	EMPL001--Employment Development Department (EDD)		04/26/2024	3,192.65
ACH	OWLC000--Owlcrate Enterprises Inc.		04/26/2024	141.06
ACH	TINK005--Teach Communication Through Science dba Tinker Club		04/26/2024	1,600.00
ACH	YNMA000--YN Machida		04/26/2024	VOID
ACH	YNMA000--YN Machida		04/26/2024	756.20
ACH	ADVA005 - Advantage Flex T Corp:Advantage Flex		04/30/2024	9,245.23
ACH	CDTF000 - CDTFA - California Dept of Tax and Fee Administration:Use Tax Q4 2023		04/30/2024	1,197.00
ACH	CDTF000--CDTFA - California Dept of Tax and Fee Administration		04/30/2024	1,197.00
ACH	DIVV000 - Divvy Credit One LLC:Divvy Pmt		04/30/2024	189,038.45
ACH	EDDX000 - Employment Development Department:Garnishment		04/30/2024	165.00



**Blue Ridge Academy**  
**Check Register**  
**For the period ended April 30, 2024**

Check Number	Vendor Name	Transaction Description	Check Date	Check Amount
ACH	EMPL001 - Employment Development Department (EDD):State Tax Payment - Q4 - 2023		04/30/2024	3,192.65
ACH	EXPE003 - ExpertPay:Child Support		04/30/2024	1,389.00
ACH	INOV000 - Inova:Federal/State Tax Payment		04/30/2024	223,960.63
ACH	INOV000 - Inova:Federal/State Tax Payment		04/30/2024	1,179.45
ACH	INOV000 - Inova:Federal/State Tax Payment		04/30/2024	1,179.45
ACH	INOV000 - Inova:Federal/State Tax Payment		04/30/2024	662.45
ACH	INOV000 - Inova:Federal/State Tax Payment		04/30/2024	108.98
ACH	INOV000 - Inova:Federal/State Tax Payment		04/30/2024	224,912.51
ACH	NATI004 - Nationwide Trust Contributions:NW Trust		04/30/2024	120,761.17
ACH	NATI004 - Nationwide Trust Contributions:NW Trust		04/30/2024	111,068.24
ACH	TEXA000 - Texas SDU Child Support:Texas SDU Child Support		04/30/2024	133.50
VOID	JALG000 - Jacob Lusk		VOID	VOID
VOID	JALG000--Jacob Lusk		VOID	VOID
VOID	MACH000 - Machida Karate Academy Inc		VOID	VOID
VOID	MACH000--Machida Karate Academy Inc		VOID	VOID
<b>Total Disburseme</b>			<b>\$</b>	<b>5,317,000.49</b>

**Blue Ridge Academy**  
**Check Register**  
**For the period ended May 31, 2024**

Check Number	Vendor Name	Transaction Description	Check Date	Check Amount
33441	TURN003--Turner, Warren, Hwang & Conrad AC	Audit Svcs	5/1/2024	\$ 6,000.00
33442	CAMP008--Sean Campbell	Enrichment Svcs - 03//24 - 06/24	5/1/2024	1,432.00
33443	ERNE000--A&E Studio LLC	Enrichment Svcs - 04/24 - 05/24	5/2/2024	320.00
33444	ACTI000--Activities for Learning, Inc.	School Supplies	5/2/2024	291.43
33445	ROBE006--Adrienne Roberts	Reimb - Mileage & Parking - 03/07/24 - 03/28/24	5/2/2024	155.25
33446	ADTS0357--ADT Security Services	Alarm Svcs - 05/05/24 - 06/04/24	5/2/2024	102.99
33447	ADTS1211--ADT Security Services	Alarm Svcs - 05/09/24 - 06/08/24	5/2/2024	68.89
33448	HEAD000--Alicia M Head	Enrichment Svcs - 04/24 - 05/24	5/2/2024	1,102.61
33449	ALLA000--All About Learning Press, Inc.	School Supplies	5/2/2024	1,606.11
33450	GATE002--Amanda Gates	Reimb - Mileage - 04/18/24	5/2/2024	118.99
33451	LEUV000--Amy Van Leuven	Enrichment Svcs - 03/24	5/2/2024	240.00
33452	ANDD000--And Dance	Enrichment Svcs - 04/24 - 06/24	5/2/2024	531.00
33453	FISC001--Anna Fischer	Reimb - Mileage - 02/24	5/2/2024	241.87
33454	AQUA006--Aqua Tots LA LLC	Enrichment Svcs - 03/24 - 06/24	5/2/2024	806.50
33455	MELE000--Aurora Melendez	Janitorial Svcs - 03/24	5/2/2024	500.00
33456	BEAC003--BeachSide CrossFit	Enrichment Svcs - 03/24	5/2/2024	198.00
33457	BEAU000--Beautiful Feet Books, Inc.	School Supplies	5/2/2024	1,859.65
33458	BLOO001--Bloom School of Music and Dance	Enrichment Svcs - 03/24 - 05/24	5/2/2024	1,304.00
33459	BOBB001--Bobbie's School of Performing Arts	Enrichment Svcs - 04/24 - 06/24	5/2/2024	984.00
33460	BOOK001--BookShark	School Supplies	5/2/2024	1,210.29
33461	BRAV000--Brave Writer, LLC	School Supplies	5/2/2024	537.00
33462	BREC001--Breckleys Bullpen	Enrichment Svcs - 04/24 - 05/24	5/2/2024	720.00
33463	BULL000--Bullock's Archery	Enrichment Svcs - 10/21 - 12/21	5/2/2024	820.00
33464	BUMB000--Bumblebunch Sewing Studio	Enrichment Svcs - 03/24	5/2/2024	905.00
33465	CAMA001--Camarillo Family YMCA	Enrichment Svcs - 11/23 - 05/24	5/2/2024	2,820.00
33466	STRA00--Carlene Strathmann	Enrichment Svcs - 03/24	5/2/2024	360.00
33467	CITY026--City of Los Angeles, Department of Recreation and	End of Year Event - 05/23/24	5/2/2024	205.00
33468	CLAD002--Claddagh Dance Co	Enrichment Svcs. - 04/24 - 06/24	5/2/2024	5,629.00
33469	COLO003--Color Your World Design Studio	Enrichment Svcs - 04/24 - 06/24	5/2/2024	1,600.00
33470	CONE001--Conejo Recreation and Park District	Enrichment Svcs - 01/24 - 03/24	5/2/2024	18,385.00
33471	COPP001--Copper Horse Riding Ranch LLC	Enrichment Svcs -04/24 - 05/24	5/2/2024	1,820.00
33472	BECK003--Craig Beck	Enrichment Svcs - 03/24 - 05/24	5/2/2024	2,434.00
33473	CREA006--Creative Arts Group	Enrichment Svcs - 01/24 - 03/24	5/2/2024	697.00
33474	CROS006--CrossFit 310	Enrichment Svcs	5/2/2024	2,255.00
33475	DANC007--Dance 1	Enrichment Svcs - 04/24	5/2/2024	95.00
33476	DANC030--Dance Alliance of Camarillo	Enrichment Svcs - 03/24 - 05/24	5/2/2024	519.84
33477	DANC000--Dance Magic Studios	Enrichment Svcs - 03/24 - 05/24	5/2/2024	2,864.00
33478	DELA001--Delano Athletica Gymnastics	Enrichment Svcs - 04/24	5/2/2024	1,260.00
33479	DEMM001--Demme Learning School Sales	School Supplies	5/2/2024	793.92
33480	GOTT000--Devora Gottlieb	Enrichment Svcs - 03/24 - 06/24	5/2/2024	4,200.00
33481	DGST000--DG Studios LLC	Enrichment Svcs - 04/24 - 06/24	5/2/2024	1,500.00
33482	DRAW001--Drawn2Art	Enrichment Svcs - 04/24	5/2/2024	1,240.00
33483	DRAW003--Drawn2Art	Enrichment Svcs - 04/24 - 05/24	5/2/2024	3,011.76
33484	DRAW002--Drawn2Art	Enrichment Svcs - 04/24	5/2/2024	216.00
33485	DRIV002--Drivers Ed Direct	Enrichment Svcs - 09/23 - 05/24	5/2/2024	22,752.00
33486	EMBM000--EMB Martial Arts	Enrichment Svcs - 02/24 - 04/24	5/2/2024	300.00
33487	ETHO000--Ethos Jiu-Jitsu	Enrichment Svcs - 04/24	5/2/2024	400.00
33488	EVER001--EverWild	Enrichment Svcs - 04/24 - 05/24	5/2/2024	10,812.39
33489	EXCE006--Excel Taekwondo Center Inc	Enrichment Svcs - 03/24 - 04/24	5/2/2024	189.00
33490	EXTR002--Extra Space Storage	Storage Rental - 05/24	5/2/2024	674.30
33491	FIRE005--Fireplace, Inc	License	5/2/2024	2,620.00
33492	FITK000--Fit Kids Gymnastics Center	Enrichment Svcs - 04/24 - 05/24	5/2/2024	505.00
33493	FLOY000--Floyd Skeren Manukian Langevin LLP	Legal Svcs - 03/24	5/2/2024	130.00
33494	GENE000--Genesis Gymnastics	Enrichment Svcs - 03/24 - 06/24	5/2/2024	1,920.00
33495	NOVI000--Genous Novin	Reimb. - Parking - 11/07/23 - 03/08/24	5/2/2024	117.00
33496	GYMN002--GymnastiKids	Enrichment Svcs - 03/24 - 05/24	5/2/2024	2,060.00
33497	HAND004--H4B Team LLC	School Supplies	5/2/2024	155.99
33498	HAPP003--Happy Horse Trail Rides, Inc.	Enrichment Svcs - 03/24 - 04/24	5/2/2024	10,700.00
33499	JEFF001--Heidi Jeffrey	Enrichment Svcs - 04/24	5/2/2024	1,368.00
33500	SMIL000--Hillary Smiley	Reimb - Mileage - 02/24	5/2/2024	68.32
33501	HIST000--History Unboxed LLC	School Supplies	5/2/2024	1,194.40
33502	HOCK000--Hockeycontractor, Inc.	Enrichment Svcs - 04/24 - 05/24	5/2/2024	700.00
33503	HOME002--Home Science Tools	School Supplies	5/2/2024	290.57
33504	CRAF002--Homeschool in a box Inc dba Crafty School Crates	School Supplies	5/2/2024	699.14
33505	HTFI000--HT Fitness	Enrichment Svcs - 03/24 - 05/24	5/2/2024	1,290.00
33506	HUCK000--HuckleBerry Center for Creative Learning	Enrichment Svcs - 03/24 - 05/24	5/2/2024	38,868.18
33507	INSP008--Inspire Dance Studios LLC	Enrichment Svcs - 03/24 - 05/24	5/2/2024	1,900.00
33508	INTR000--Intro 2 Skateboarding	Enrichment Svcs - 01/24 - 02/24	5/2/2024	300.00

**Blue Ridge Academy**  
**Check Register**  
**For the period ended May 31, 2024**

Check Number	Vendor Name	Transaction Description	Check Date	Check Amount
33509	JACK000--JacKris Publishing, LLC	School Supplies	5/2/2024	62.08
33510	ESTR000--Jadiliana Estrada	Reimb - School Supplies - 03/13/24 - 03/17/24	5/2/2024	396.17
33511	BURT001--Jamar and Chelsea Burton	Reimb - Sped Svcs 02/29/24	5/2/2024	4,320.00
33512	LUCX000--Jesse Luc	Handyman Svcs	5/2/2024	4,840.96
33513	JOEF000--Joe Ferrante Music Academy	Enrichment Svcs - 04/24 - 05/24	5/2/2024	969.79
33514	JOIN000--Joining All Movement LLC	Enrichment Svcs - 03/24 - 05/24	5/2/2024	2,141.00
33515	OSAJ000--Kelly Osajima	Enrichment Svcs - 02/24 - 05/24	5/2/2024	340.00
33516	KIDS002--Kids in Motion Pediatric Therapy Inc.	SpEd Svcs - 03/24	5/2/2024	18,011.25
33517	KIDS019--KidsArt - Valencia, Inc.	Enrichment Svcs - 03/24 - 04/24	5/2/2024	1,844.00
33518	KIDS023--KidsArt, Inc - Los Angeles DBA Drawn2Art	Enrichment Svcs - 02/24 - 04/24	5/2/2024	480.00
33519	KIWI001--KiwiCo Inc	School Supplies	5/2/2024	3,724.89
33520	INGE000--Kumon Math & Reading Center of Long Beach - St	Enrichment Svcs - 04/24 - 06/24	5/2/2024	3,940.00
33521	LAKE000--Lakeshore Learning Materials	School Supplies	5/2/2024	936.85
33522	LAMO001--Lamore Dance	Enrichment Svcs - 04/24 - 05/24	5/2/2024	280.00
33523	LANT000--Lanterns Global Inc	Enrichment Svcs - 03/24 - 06/24	5/2/2024	1,727.78
33524	LAUR000--Lauridsen Ballet Centre	Enrichment Svcs - 04/24 - 06/24	5/2/2024	490.00
33525	LECL000--Le Club Gymnastics	Enrichment Svcs - 04/24 - 05/24	5/2/2024	248.00
33526	LEAR012--Learning Without Tears	School Supplies	5/2/2024	130.14
33527	LEGO000--LEGO Education	School Supplies	5/2/2024	642.11
33528	LESS001--Lessons By Design	Enrichment Svcs - 01/24 - 05/24	5/2/2024	580.00
33529	LIME000--Limelight Acting Studio	Enrichment Svcs - 04/24 - 05/24	5/2/2024	1,229.98
33530	LOGI000--Logic of English	School Supplies	5/2/2024	357.66
33531	DODG000--Los Angeles Dodgers	Enrichment Svcs - 04/24 - 06/24	5/2/2024	4,675.00
33532	LUCX000--Lucky Duck Swim School	Enrichment Svcs - 01/24 - 03/24	5/2/2024	3,046.00
33533	MAJE000--Majestic Gymnastics	Enrichment Svcs - 03/24 - 05/24	5/2/2024	318.00
33534	MATH070--Mathnasium of Newbury Park	Enrichment Svcs - 04/24 - 06/24	5/2/2024	1,567.30
33535	MATH064--Mathnasium of Ventura	Enrichment Svcs - 04/24 - 05/24	5/2/2024	369.00
33536	MCGR000--McGraw Hill	Subscription - 1YEAR - 04/24 - 08/25	5/2/2024	74.04
33537	MIXO000--Mixon Music	Enrichment Svcs - 04/24	5/2/2024	450.00
33538	MOOR006--Moorpark Baseball Academy	Enrichment Svcs - 04/24 - 06/24	5/2/2024	759.32
33539	MORU000--Morumbi Jiu Jitsu and Fitness Academy	Enrichment Svcs - 02/24 - 04/24	5/2/2024	1,750.00
33540	MOVI002--Moving Beyond the Page	School Supplies	5/2/2024	1,526.39
33541	MOXI000--MoxieBox Art	School Supplies	5/2/2024	322.59
33542	MUSI031--Music & Dance	Enrichment Svcs - 03/24	5/2/2024	400.00
33543	MUSI016--Musicland	Enrichment Svcs - 03/24 - 05/24	5/2/2024	975.00
33544	MUTU000--Mutual of Omaha	Health Ins - 05/24	5/2/2024	33,534.88
33545	MYTX000--myT	Enrichment Svcs - 04/24 - 05/24	5/2/2024	1,550.00
33546	NICK002--Nick Rail Music	Enrichment Svcs - 05/24 - 06/24	5/2/2024	149.25
33547	ORAN004--Orange County Surf Coaching	Enrichment Svcs - 04/4 - 06/24	5/2/2024	810.00
33548	OUTS004--Outside the Box Creation	School Supplies - 6 months	5/2/2024	308.70
33549	PENI001--Peninsula School of Performing Arts	Enrichment Svcs - 04/24 - 06/24	5/2/2024	939.51
33550	FOXX002--Peter Fox	Enrichment Svcs - 03/24 - 06/24	5/2/2024	2,454.00
33551	PIAN003--Piano4Everyone, Westlake Village	Enrichment Svcs - 04/24	5/2/2024	90.00
33552	PREC000--Precision Gymnastics, Inc.	Enrichment Svcs - 03/24	5/2/2024	717.00
33553	PROC000--Procopio, Cory, Hargreaves & Savitch LLP	Legal Svcs - 02/24	5/2/2024	44,594.84
33554	RAIN000--Rainbow Resource Center	School Supplies	5/2/2024	4,254.54
33555	RAIN003--Rainbow Ridge Ranch	Enrichment Svcs - 11/23 - 12/23	5/2/2024	5,110.00
33556	RANC001--Rancho Simi Recreation and Park District	Enrichment Svcs - 01/24 - 04/24	5/2/2024	2,283.00
33557	REDL006--Redline Athletics	Enrichment Svcs - 04/24 - 06/24	5/2/2024	2,835.33
33558	REED001--Reed Idea Lab	Enrichment Svcs - 04/24 - 06/24	5/2/2024	3,150.00
33559	URBA006--Rene Urbanovich	Enrichment Svcs - 01/24 - 02/24	5/2/2024	750.00
33560	GUEN000--Richard Guenther	Reimb. - Mileage - 02/08/24 - 02/27/24	5/2/2024	482.27
33561	REME000--Robert Remedi	Enrichment Svcs - 04/24	5/2/2024	705.00
33562	ROCK003--Rockstars of Tomorrow	Enrichment Svcs - 03/24	5/2/2024	930.00
33563	ROYL000--Royal Academy the Sound of Music	Enrichment Svcs - 12/23 - 02/24	5/2/2024	864.00
33564	ROYA004--Royal Basketball School	Enrichment Svcs - 04/24 - 05/24	5/2/2024	735.00
33565	SANT000--Santa Monica Academy of Music	Enrichment Svcs - 03/24 - 06/24	5/2/2024	2,140.00
33566	SANT029--Santa Paula Art Museum	Enrichment Svcs - 04/24	5/2/2024	55.00
33567	SHAH000--Sarah Shahan	Enrichment Svcs - 04/24	5/2/2024	270.00
33568	SAAV001--Savvas Learning Company LLC	School Supplies	5/2/2024	137.26
33569	SE23000--SE23 Studios LLC	Enrichment Svcs - 03/24	5/2/2024	1,758.10
33570	SING000--Singapore Math Inc.	School Supplies	5/2/2024	534.72
33571	SOCA015--So-Cal Coding Schools, LLC DBA Code Ninjas Torrr	Enrichment Svcs - 04/24 - 05/24	5/2/2024	2,389.00
33572	SOCA014--SoCal Math, LLC	Enrichment Svcs - 04/24 - 05/24	5/2/2024	1,100.78
33573	SOUN004--Sound Roads Music LLC	Enrichment Svcs - 03/24	5/2/2024	1,300.00
33574	SOUT023--South Bay Hoops	Enrichment Svcs - 03/24 - 04/24	5/2/2024	800.00
33575	SOUT014--Southbay Sk8Kids	Enrichment Svcs - 03/24 - 04/24	5/2/2024	1,721.96
33576	SPOR001--Sports Academy	Enrichment Svcs - 04/24 - 06/24	5/2/2024	2,431.00

**Blue Ridge Academy**  
**Check Register**  
**For the period ended May 31, 2024**

Check Number	Vendor Name	Transaction Description	Check Date	Check Amount
33577	STRI000--Strike One	Enrichment Svcs - 04/24 - 06/24	5/2/2024	4,225.00
33578	STUD013--Studio Sapphire	Enrichment Svcs - 03/24 - 04/24	5/2/2024	1,125.00
33579	STUD016--Study Page Tutoring	Enrichment Svcs - 04/24 - 06/24	5/2/2024	477.40
33580	SUNR003--Sunrise Transparency Music & Audio	Enrichment Svcs - 04/24 - 05/24	5/2/2024	245.00
33581	SUNS000--Sunset Learning Studio	Enrichment Svcs - 04/24	5/2/2024	2,156.00
33582	LOPE003--Susan Lopez	Enrichment Svcs - 04/24 - 05/24	5/2/2024	320.00
33583	TALK001--TalkBox.Mom, Inc	School Supplies	5/2/2024	379.51
33584	TEAC004--Teacher Synergy, LLC	School Supplies	5/2/2024	1,420.70
33585	TERU000--Terumi Lyon's Private Piano Lessons	Enrichment Svcs - 04/24 - 06/24	5/2/2024	540.00
33586	TGAG000--TGA of Greater Long Beach	Enrichment Svcs - 01/24 - 03/24	5/2/2024	790.60
33587	CRIT001--The Critical Thinking Co.	School Supplies	5/2/2024	234.42
33588	ELIT008--The Elite Dance & Performing Arts Center	Enrichment Svcs - 03/24 - 06/24	5/2/2024	200.00
33589	JEWE000--The Jewel Box Children's Theater Company	Enrichment Svcs - 01/24 - 04/24	5/2/2024	400.00
33590	RAGE000--The Rage Complex	Enrichment Svcs - 03/24	5/2/2024	440.00
33591	VIVI000--The Vivid Canvas Art Studio	Enrichment Svcs - 04/24 - 05/24	5/2/2024	1,420.53
33592	TIMB000--Timberdoodle.com	School Supplies	5/2/2024	2,315.00
33593	TOPB000--Top Billing Entertainment	Enrichment Svcs - 01/24 - 03/24	5/2/2024	570.00
33594	TOTA005--Total Touch Football LLC	Enrichment Svcs - 04/24 - 06/24	5/2/2024	780.00
33595	TREL000--Trellis Learning	Enrichment Svcs - 03/24 - 05/24	5/2/2024	1,165.00
33596	TSAD000--Tsadik Law	Legal Svcs - 10/23 - 02/24	5/2/2024	7,000.00
33597	TUTO001--Tutorific	Enrichment Svcs - 12/23 - 01/24	5/2/2024	1,528.00
33598	VERI0087--Verizon Wireless	Communication Svcs - 03/19/24 - 04/18/24	5/2/2024	8,423.02
33599	VERI1733--Verizon Wireless	Communication Svcs - 03/19/24 - 04/18/24	5/2/2024	495.13
33600	VERI9876--Verizon Wireless	Communication Svcs - 03/19/24 - 04/18/24	5/2/2024	38.01
33601	VERI1158--Verizon Wireless	Communication Svcs - 03/19/24 - 04/18/24	5/2/2024	1,480.37
33602	VIBE000--Vibe Performing Arts	Enrichment Svcs - 03/24 - 06/24	5/2/2024	2,270.00
33603	VICT004--Victory Gymnastics Academy	Enrichment Svcs - 03/24 - 05/24	5/2/2024	1,402.25
33604	VICT005--Victory Tae Kwon Do USA	Enrichment Svcs - 04/24 - 06/24	5/2/2024	570.00
33605	VORT000--Vortex Martial Arts LLC	Enrichment Svcs - 03/24	5/2/2024	30.00
33606	WELL000--Well-Trained Mind Press	School Supplies	5/2/2024	249.27
33607	WELL005--Wells Fargo Vendor Financial Services LLC	Copier Lease - 04/02/24 - 05/01/24	5/2/2024	153.37
33608	WILD004--Wildcats Hockey	Enrichment Svcs - 02/24 - 04/24	5/2/2024	1,149.00
33609	ZENI000--Zenith Aquatic Program	Enrichment Svcs - 02/24 - 03/24	5/2/2024	221.00
33610	AMAZ000--Amazon Capital Services	School Supplies - Credit	5/2/2024	98.00
33611	BREC001--Breckleys Bullpen	Enrichment Svcs - 03/24 - 04/24	5/3/2024	700.00
33612	LEWI000--Lewis Music Academy	Enrichment Svcs - 03/24 - 06/24	5/3/2024	2,980.00
33613	YOUN015--Young Music, LLC	School Supplies	5/3/2024	95.00
33614	CALS002--CALSTRS	BRA STRS April 2024	5/9/2024	714,486.76
33615	A1DR001--A1 Driving and Traffic School	Enrichment Svcs - 03/24 - 05/24	5/10/2024	419.00
33616	ACTI000--Activities for Learning, Inc.	School Supplies	5/10/2024	733.95
33617	AMAA000--AMAA	Enrichment Svcs - 04/24 - 06/24	5/10/2024	1,437.99
33618	PANT000--Amanda Panting	Reimb. - Storage - tote - 04/12/24 - 04/21/24	5/10/2024	361.52
33619	BREC000--Amy Breceda	Reimb - Office Supplies - 04/13/24 - 04/14/24	5/10/2024	60.58
33620	VERN000--Ann Marie Verner	Reimb. - donuts - 04/15/24 - 04/17/24	5/10/2024	136.55
33621	AQUA006--Aqua Tots LA LLC	Enrichment Svcs - 04/24 - 06/24	5/10/2024	950.00
33622	ARWO000--AR Workshop Torrance	Enrichment Svcs	5/10/2024	447.00
33623	ARTW003--Art With Aunt Jes	Enrichment Svcs - 02/24 - 05/24	5/10/2024	560.00
33624	PLOW000--Ashley Plowman	Reimb - Office Supplies - 04/07/24 - 04/16/24	5/10/2024	241.68
33625	BEAU000--Beautiful Feet Books, Inc.	School Supplies	5/10/2024	972.18
33626	BLOO001--Bloom School of Music and Dance	Enrichment Svcs - 03/24 - 05/24	5/10/2024	1,036.00
33627	BOOK001--BookShark	School Supplies	5/10/2024	2,905.25
33628	BRAI000--BrainPOP LLC	Subscription - 10/01/24 - 09/30/25	5/10/2024	11,563.10
33629	BRAV000--Brave Writer, LLC	School Supplies	5/10/2024	78.95
33630	BURB002--Burbank Dance Academy	Enrichment Svcs - 04/24 - 05/24	5/10/2024	8,291.00
33631	STUR001--Byron Sturtevant	Enrichment Svcs - 03/24 - 04/24	5/10/2024	570.74
33632	CAMA003--Camarillo Academy of Performing Arts	Enrichment Svcs - 04/24 - 05/24	5/10/2024	590.00
33633	CERT000--Certified Interpreting Services LLC	SpEd Svcs - 04/24	5/10/2024	337.50
33634	CHAR7510--Charter Communications	Communication Svcs - 04/22/24 - 05/21/24	5/10/2024	113.05
33635	CODE012--Code Ninjas, Cerritos, CA	Enrichment Svcs - 12/23 - 03/24	5/10/2024	837.00
33636	CONE001--Conejo Recreation and Park District	Enrichment Svcs - 01/24 - 03/24	5/10/2024	2,997.00
33637	COPP001--Copper Horse Riding Ranch LLC	Enrichment Svcs - 03/24 - 04/24	5/10/2024	160.00
33638	CREA006--Creative Arts Group	Enrichment Svcs - 04/24 - 05/24	5/10/2024	321.00
33639	CULV001--Culver-Palms Family YMCA	Enrichment Svcs - 12/23 - 01/24	5/10/2024	378.00
33640	DELA001--Delano Athletica Gymnastics	Enrichment Svcs - 05/24	5/10/2024	530.00
33641	DELT9000--Delta Dental Insurance Company	Dental Ins - 05/24	5/10/2024	2,843.99
33642	DELT8000--Delta Dental of California	Dental Ins - 05/24	5/10/2024	21,701.55
33643	DEMM001--Demme Learning School Sales	School Supplies	5/10/2024	347.53
33644	DIGI002--Digital Theatre (US) LLC	Subscription - 08/01/24 - 07/31/25	5/10/2024	2,846.62

**Blue Ridge Academy**  
**Check Register**  
**For the period ended May 31, 2024**

Check Number	Vendor Name	Transaction Description	Check Date	Check Amount
33645	DOLL001--Dollar Driving School of Ventura	Enrichment Svcs - 03/24 - 05/24	5/10/2024	430.00
33646	EAST004--Easter Seals of Southern California	SpEd Svcs - 03/24	5/10/2024	12,412.50
33647	EASY002--Easy Peasy Science Labs & Fair	School Supplies	5/10/2024	610.42
33648	EMHS000--EMH Sports USA, Inc.	Enrichment Svcs - 04/24 - 05/24	5/10/2024	1,475.00
33649	EVAN000--Evan-Moor	School Supplies	5/10/2024	101.71
33650	FIDE9341--Fidelity Security Life Insurance Co.	Vision Ins. - 05/24	5/10/2024	3,587.38
33651	FITK000--Fit Kids Gymnastics Center	Enrichment Svcs - 04/24 - 06/24	5/10/2024	1,117.32
33652	REIN000--Frank Reina	Enrichment Svcs - 04/24 - 05/24	5/10/2024	864.96
33653	GLOR000--Glory Reins Riding School, Inc	Enrichment Svcs - 01/24 - 06/24	5/10/2024	3,360.00
33654	GYMN002--GymnastiKids	Enrichment Svcs - 04/24	5/10/2024	40.00
33655	HAPP003--Happy Horse Trail Rides, Inc.	Enrichment Svcs - 04/24 - 05/24	5/10/2024	2,400.00
33656	HEAL003--Healthy Footprints Adventure	Enrichment Svcs - 04/24	5/10/2024	418.00
33657	HOME002--Home Science Tools	School Supplies	5/10/2024	1,498.10
33658	HOME011--Homeschool Planet	School Supplies	5/10/2024	56.90
33659	IMAG005--Image 2000, Inc.	Copy Contract - 12/01/23 - 12/31/23	5/10/2024	165.65
33660	IXL0000--IXL	License (1)	5/10/2024	157,795.00
33661	BUTT001--Jamie Butterworth	Enrichment Svcs - 03/24 - 05/24	5/10/2024	4,225.00
33662	BOYA000--Jane Boyadjian	Reimb - School Supplies - 02/19/24 - 02/20/24	5/10/2024	112.47
33663	MARR002--Jennifer Marron	Board Meeting Stipend - 04/09/24 & 04/23/24	5/10/2024	400.00
33664	MARO000--Jessica Maron	Board Meeting Stipend - 04/09/24 - 04/23/24	5/10/2024	400.00
33665	STUR000--Jill Sturkie	Enrichment Svcs - 04/24 - 05/24	5/10/2024	1,020.00
33666	LEUN000--Josephine Leung	Enrichment Svcs - 03/24 - 05/24	5/10/2024	392.00
33667	JOST000--Jostens Inc	School Supplies	5/10/2024	17.68
33668	KAIS6755--Kaiser Foundation Health Plan	Health Ins. - 06/24	5/10/2024	2,401.14
33669	KAIS4945--Kaiser Foundation Health Plan	Health Ins. - 06/24	5/10/2024	178,126.39
33670	KAIZ000--Kaizen Dojo	Enrichment Svcs - 04/24 - 06/24	5/10/2024	1,639.00
33671	CORE001--Katherine Corey	Enrichment Svcs - 05/24 - 06/24	5/10/2024	325.00
33672	LUCA000--Katie Lucas	Reimb. - Portos - Mendocino farms - 03/07/24 - 04/22/24	5/10/2024	611.95
33673	KIDS003--KidsArt	Enrichment Svcs - 02/24 - 03/24	5/10/2024	1,206.00
33674	LAKE000--Lakeshore Learning Materials	School Supplies	5/10/2024	1,454.46
33675	LAMO001--Lamore Dance	Enrichment Svcs - 05/24	5/10/2024	427.58
33676	LECL000--Le Club Gymnastics	Enrichment Svcs - 02/24 - 05/24	5/10/2024	4,099.79
33677	LEGO000--LEGO Education	School Supplies	5/10/2024	1,145.14
33678	SALL002--Lisa Sallin	Enrichment Svcs - 04/24	5/10/2024	240.00
33679	LITT017--Little Kitchen Academy Century City LLC	Enrichment Svcs - 04/24 - 05/24	5/10/2024	298.00
33680	LOGI000--Logic of English	School Supplies	5/10/2024	833.66
33681	MAGN000--Magnitude Cheer	Enrichment Svcs - 05/24 - 06/24	5/10/2024	3,310.00
33682	MAJE000--Majestic Gymnastics	Enrichment Svcs - 04/24 - 06/24	5/10/2024	1,732.00
33683	MATH064--Mathnasium of Ventura	Enrichment Svcs - 04/24 - 06/24	5/10/2024	1,102.00
33684	HAMP001--May Hampton	Board Meeting Stipend - 04/09/24 & 04/23/24	5/10/2024	400.00
33685	MCGR000--McGraw Hill	School Supplies	5/10/2024	48.22
33686	MIXO000--Mixon Music	Enrichment Svcs - 03/24 - 05/24	5/10/2024	2,119.59
33687	MORU000--Morumbi Jiu Jitsu and Fitness Academy	Enrichment Svcs - 12/23 - 01/24	5/10/2024	1,000.00
33688	MOVI002--Moving Beyond the Page	School Supplies	5/10/2024	201.47
33689	MOXI000--MoxieBox Art	K-2 Semester Subscription	5/10/2024	192.78
33690	MYST001--Mystery Science Inc.	License	5/10/2024	5,980.00
33691	MEZA000--Natalie Meza	Enrichment Svcs - 03/24 - 06/24	5/10/2024	3,709.00
33692	ONBO000--OnBoard Skate School	Enrichment Svcs - 03/24 - 05/24	5/10/2024	400.00
33693	ORAN004--Orange County Surf Coaching	Enrichment Svcs - 05/24	5/10/2024	320.00
33694	JOHN014--Pamela Johnston's Dance Studio	Enrichment Svcs - 05/24 - 06/24	5/10/2024	600.00
33695	PART003--Partners in Special Educations, Inc.	SpEd Svcs - 02/24	5/10/2024	11,280.00
33696	QUEN000--Quench USA Inc	Office Supplies	5/10/2024	46.00
33697	TYLE001--Rachel Tyler	Reimb. - Starbucks - apples - crackers - chocolate chip cookies - 04/1	5/10/2024	129.97
33698	RAIN000--Rainbow Resource Center	School Supplies	5/10/2024	2,406.54
33699	RAIN003--Rainbow Ridge Ranch	Enrichment Svcs - 03/24	5/10/2024	1,890.00
33700	REDL006--Redline Athletics	Enrichment Svcs - 04/24 - 06/24	5/10/2024	1,780.00
33701	RENA005--Renato Babalu Inc	Enrichment Svcs - 04/24 - 06/24	5/10/2024	479.88
33702	BATT002--Sabrina Battle	Reimb - Office Supplies - 04/08/24 - 04/18/24	5/10/2024	633.19
33703	SHAH000--Sarah Shahan	Enrichment Svcs - 04/24	5/10/2024	360.00
33704	SAAV001--Savvas Learning Company LLC	School Supplies	5/10/2024	55.79
33705	SEWO000--Sew Outside the Box	School Supplies	5/10/2024	96.75
33706	KREI000--Shaindee and Ephraim Kreitenberg	SpEd Svcs - 01/24 - 02/24	5/10/2024	2,608.00
33707	KNUD000--Shireen Knudsen	Reimb - Catering Svcs - 03/21/24	5/10/2024	850.00
33708	SING000--Singapore Math Inc.	School Supplies	5/10/2024	789.94
33709	WIKI000--Sonia Wike	Reimb. - 04/18/24	5/10/2024	237.31
33710	SOUT023--South Bay Hoops	Enrichment Svcs - 04/24 - 06/24	5/10/2024	700.00
33711	HAGE000--Stephanie Hagenbach	Reimb. - Donuts - water - ice - 04/17/24 - 04/22/24	5/10/2024	166.56
33712	STRI000--Strike One	Enrichment Svcs - 05/24	5/10/2024	495.00

**Blue Ridge Academy**  
**Check Register**  
**For the period ended May 31, 2024**

Check Number	Vendor Name	Transaction Description	Check Date	Check Amount
33713	STUD013--Studio Sapphire	Enrichment Svcs - 04/24 - 05/24	5/10/2024	375.00
33714	BYAR000--Sue Byars	Reimb - Office Supplies - 04/19/24	5/10/2024	209.40
33715	SUNS000--Sunset Learning Studio	Enrichment Svcs - 04/24	5/10/2024	480.00
33716	WILS005--Taniya Wilson	Enrichment Svcs - 12/23 - 05/24	5/10/2024	2,989.38
33717	HEES000--Tara Hees	Reimb. - ice- soda-chocolate - 04/21/24 - 04/24/24	5/10/2024	184.39
33718	TEAC004--Teacher Synergy, LLC	School Supplies	5/10/2024	960.10
33719	TEAC000--Teaching Textbooks	School Supplies	5/10/2024	60.40
33720	TERR005--Terra Arts Foundation	Enrichment Svcs - 02/24 - 05/24	5/10/2024	5,926.46
33721	ANIM000--The Animation Course, LLC	Enrichment Svcs - 04/24 - 06/24	5/10/2024	150.00
33722	ELIT008--The Elite Dance & Performing Arts Center	Enrichment Svcs - 04/24 - 05/24	5/10/2024	570.00
33723	THES001--The Swim Ranch	Enrichment Svcs - 03/24 - 06/24	5/10/2024	6,067.08
33724	THIN002--Think Outside, LLC	School Supplies	5/10/2024	136.00
33725	TIMB000--Timberdoodle.com	School Supplies	5/10/2024	677.85
33726	TORR003--Torres Fine Arts Instruction	Enrichment Svcs - 04/24 - 05/24	5/10/2024	1,260.06
33727	BULM000--Tricia Bulmer	Reimb. - pencils - binder clips - balloon- sticky notes - 04/24/24	5/10/2024	565.21
33728	TUTO009--Tutor Boost Inc	Enrichment Svcs - 04/24	5/10/2024	1,200.00
33729	WEST016--West Valley Music Center	Enrichment Svcs - 04/24 - 06/24	5/10/2024	1,800.00
33730	PALM004--Western CBO	SpEd Svcs - 04/24	5/10/2024	1,880.00
33731	WMCO000--WM Corporate Services, Inc.	Janitorial Svcs - 05/24	5/10/2024	364.30
33732	ZENI000--Zenith Aquatic Program	Enrichment Svcs - 03/24 - 05/24	5/10/2024	761.00
33733	JOHN001--Carol E Johnson	Enrichment Svcs - 04/24 - 06/24	5/10/2024	1,320.00
33734	A1DR001--A1 Driving and Traffic School	Enrichment Svcs - 05/24 - 06/24	5/15/2024	2,516.00
33735	MAIT000--Alison Maitlen	Enrichment Svcs - 01/24 - 05/24	5/15/2024	5,985.00
33736	AMAA000--AMAA	Enrichment Svcs - 04/24 - 05/24	5/15/2024	438.00
33737	ANCH000--Anchor Counseling & Education Solutions, LLC	SpEd Svcs - 03/224	5/15/2024	48,175.42
33738	ANDD000--And Dance	Enrichment Svcs - 04/24 - 05/24	5/15/2024	68.00
33739	ANTH001--Anthem Music Lessons	Enrichment Svcs - 05/24 - 06/24	5/15/2024	1,470.00
33740	APAS000--APA Speech Therapy Inc	SpEd Svcs - 04/24	5/15/2024	1,870.00
33741	AQUA006--Aqua Tots LA LLC	Enrichment Svcs - 05/24 - 08/24	5/15/2024	408.00
33742	ARWO000--AR Workshop Torrance	Enrichment Svcs - 03/24	5/15/2024	99.00
33743	BEAC003--BeachSide CrossFit	Enrichment Svcs - 04/24	5/15/2024	198.00
33744	BITS000--Bitsbox	School Supplies - 3 Month	5/15/2024	179.85
33745	GOYX000--Bobby Goy	Reimb - SpEd Meeting Mileage - 08/2/23 - 08/04/23	5/15/2024	148.93
33746	BOOK001--BookShark	School Supplies	5/15/2024	7,265.14
33747	JONE008--Branche Jones	Legal Svcs - 04/24	5/15/2024	3,000.00
33748	BUMB000--Bumblebunch Sewing Studio	Enrichment Svcs - 04/24	5/15/2024	340.00
33749	CALI020--California Dance Theatre	Enrichment Svcs - 05/24	5/15/2024	328.00
33750	CAMA003--Camarillo Academy of Performing Arts	Enrichment Svcs - 05/24 - 06/24	5/15/2024	1,380.00
33751	STRA00--Carlene Strathmann	Enrichment Svcs - 04/24	5/15/2024	540.00
33752	CBYT000--Cbyte LLC	Enrichment Svcs - 11/23 - 06/24	5/15/2024	9,925.10
33753	CHAR2001--Charter Communications	Communication Svcs - 05/24	5/15/2024	458.35
33754	CLAD002--Claddagh Dance Co	Enrichment Svcs - 05/24	5/15/2024	170.00
33755	CODE011--Code Ninjas Simi Valley	Enrichment Svcs - 09/23-05/24	5/15/2024	2,834.00
33756	CONE001--Conejo Recreation and Park District	Enrichment Svcs - 02/24 - 03/24	5/15/2024	240.00
33757	COPP001--Copper Horse Riding Ranch LLC	Enrichment Svcs - 04/24 - 06/24	5/15/2024	700.00
33758	COUR001--Courtney's School of Dance	Enrichment Svcs - 04/24 - 05/24	5/15/2024	817.45
33759	COVE000--Coverall North America, Inc.	Cleaning Svcs - 05/24	5/15/2024	394.00
33760	CROS006--CrossFit 310	Enrichment Svcs - 04/24 - 06/24	5/15/2024	2,470.00
33761	CULV001--Culver-Palms Family YMCA	Enrichment Svcs - 05/24	5/15/2024	240.00
33762	CURI000--Curiosity Chronicles	School Supplies	5/15/2024	105.00
33763	GEXX000--Darlene Gee	Reimb. - Mileage - 04/30/24 - 05/03/24	5/15/2024	272.29
33764	DELA001--Delano Athletica Gymnastics	Enrichment Svcs - 04/24 - 06/24	5/15/2024	3,258.30
33765	DEMM001--Demme Learning School Sales	School Supplies	5/15/2024	67.92
33766	DGST000--DG Studios LLC	Enrichment Svcs - 02/24 - 05/24	5/15/2024	3,077.58
33767	DINO001--Dino's Piano Studio	Enrichment Svcs - 04/23 - 05/23	5/15/2024	150.00
33768	ETHE000--E-Therapy, LLC	SpEd Svcs - 04/24	5/15/2024	3,577.49
33769	EMPO002--Empowered Minds CC c/o Janine Stewart	Enrichment Svcs - 03/24 - 05/24	5/15/2024	3,150.00
33770	ENCO006--Encore Music and Performing Arts	Enrichment Svcs - 01/24 - 02/24	5/15/2024	3,759.00
33771	DELG001--Erica L. Delgado	Enrichment Svcs - 04/24	5/15/2024	236.00
33772	EVAN000--Evan-Moor	School Supplies	5/15/2024	68.59
33773	FINE001--Fine Art Classes, Inc.	Enrichment Svcs - 04/24	5/15/2024	1,495.10
33774	FITK000--Fit Kids Gymnastics Center	Enrichment Svcs - 04/24 - 06/24	5/15/2024	982.00
33775	GENE000--Genesis Gymnastics	Enrichment Svcs - 04/24 - 06/24	5/15/2024	1,455.00
33776	GRAC015--Gracie Barra West Lancaster	Enrichment Svcs - 04/24 - 05/24	5/15/2024	2,276.44
33777	HAND004--H4B Team LLC	School Supplies	5/15/2024	157.99
33778	HAPP003--Happy Horse Trail Rides, Inc.	Western Lessons - Weston Owen - PF344034 - Service Dates 05/01/	5/15/2024	5,000.00
33779	HBCO000--HBCO LLC	School Supplies	5/15/2024	84.00
33780	HOCK000--Hockeycontractor, Inc.	Enrichment Svcs - 04/24 - 05/24	5/15/2024	7,215.18

**Blue Ridge Academy**  
**Check Register**  
**For the period ended May 31, 2024**

Check Number	Vendor Name	Transaction Description	Check Date	Check Amount
33781	HUCK000--HuckleBerry Center for Creative Learning	Enrichment Svcs - 03/24 - 05/24	5/15/2024	8,677.50
33782	INSP008--Inspire Dance Studios LLC	Enrichment Svcs - 06/24	5/15/2024	920.00
33783	JACK000--JacKris Publishing, LLC	School Supplies	5/15/2024	44.99
33784	SHAC000--Jasmine Shacklford	Reimb - SpEd Meeting Mileage - 03/04/24 - 03/06/24	5/15/2024	298.86
33785	JOOB000--Joobilo LLC	Enrichment Svcs - 04/24	5/15/2024	520.00
33786	WEES000--Judylyn Weesner	Enrichment Svcs - 05/24 - 06/24	5/15/2024	480.00
33787	BASM000--Julia Basmajian	Reimb - Office Supplies - 03/08/24 - 03/16/24	5/15/2024	201.80
33788	DODD000--Kaley Dodd	Reimb - SpEd Mileage - 03/08/24 - 03/25/24	5/15/2024	168.97
33789	HOEN000--Kari Hoenes	Reimb. - Mileage - 4/16/24	5/15/2024	107.87
33790	KIDS019--KidsArt - Valencia, Inc.	Enrichment Svcs - 04/24 - 05/24	5/15/2024	2,656.00
33791	KIDS023--KidsArt, Inc - Los Angeles DBA Drawn2Art	Enrichment Svcs - 04/24 - 05/24	5/15/2024	830.00
33792	KITC001--Kitchen Stewardship LLC	School Supplies	5/15/2024	149.95
33793	KIWI001--KiwiCo Inc	School Supplies	5/15/2024	298.47
33794	CALV002--Kyle Calvert	Reimb. - Meals - 03/05/24 - 03/07/24	5/15/2024	376.62
33795	LANT000--Lanterns Global Inc	Enrichment Svcs - 05/24	5/15/2024	648.13
33796	BRUN001--Laura K Brunasso	SpEd Transportation Svcs - 03/24	5/15/2024	227.26
33797	RANK000--Laura Rankin	Reimb - Mileage - 04/16/24 - 04/18/24	5/15/2024	104.52
33798	LAWO000--Law Office of Jennifer McQuarrie	Legal Svcs - 04/4	5/15/2024	82.50
33799	LEGO000--LEGO Education	School Supplies	5/15/2024	3,855.50
33800	LEWI000--Lewis Music Academy	Enrichment Svcs - 04/24 - 05/24	5/15/2024	1,737.00
33801	LITT001--Little School of Music	Enrichment Svcs - 04/24 - 05/24	5/15/2024	802.00
33802	LIVA000--Liv'art Inc.	Enrichment Svcs - 05/24 - 06/24	5/15/2024	261.80
33803	KIBB000--Lori Kibbe	Enrichment Svcs - 03/24	5/15/2024	1,440.00
33804	DODG000--Los Angeles Dodgers	Enrichment Svcs - 04/24 - 05/24	5/15/2024	440.37
33805	MORU000--Morumbi Jiu Jitsu and Fitness Academy	Enrichment Svcs - 05/24 - 06/24	5/15/2024	700.00
33806	NINJ000--NinjAcademy	Enrichment Svcs - 04/24 - 06/24	5/15/2024	6,030.13
33807	OPUS000--Opus Music School	Enrichment Svcs - 04/24 - 06/24	5/15/2024	1,780.00
33808	ORAN004--Orange County Surf Coaching	Enrichment Svcs - 05/24	5/15/2024	960.00
33809	OUTS004--Outside the Box Creation	School Supplies - 3 months	5/15/2024	139.35
33810	PATH003--Pathful Inc	Subscription - 07/01/24 - 06/30/25	5/15/2024	12,000.00
33811	PROF002--Professional Tutors of America	SpEd Svcs - 03/24	5/15/2024	17,280.00
33812	QUAR000--Quartz Hill Karate, Inc	Enrichment Svcs - 03/24 - 06/24	5/15/2024	2,880.00
33813	PIAN008--Rachel Pianin	Reimb. - snacks - balloons - 03/16/24 - 03/17/24	5/15/2024	313.16
33814	RAIN000--Rainbow Resource Center	School Supplies	5/15/2024	677.79
33815	RANC001--Rancho Simi Recreation and Park District	Enrichment Svcs - 04/24 - 05/24	5/15/2024	2,466.00
33816	REDL006--Redline Athletics	Enrichment Svcs - 05/24	5/15/2024	209.00
33817	REME000--Robert Remedi	Enrichment Svcs - 04/24 - 06/24	5/15/2024	402.00
33818	BATT002--Sabrina Battle	Reimb - School Supplies - 04/25/24	5/15/2024	66.95
33819	SANG000--San Gabriel Volley	Enrichment Svcs - 04/24 - 06/24	5/15/2024	1,000.00
33820	SANJ000--San Joaquin County Office of Education	EDJoin - 1 year term	5/15/2024	1,200.00
33821	HARL002--Sandap Harley	Reimb - School Supplies - 04/13/24	5/15/2024	91.61
33822	SANT001--Santa Barbara Zoo	Enrichment Svcs - 04/24 - 05/24	5/15/2024	1,030.00
33823	SOCA015--So-Cal Coding Schools, LLC DBA Code Ninjas Torro	Enrichment Svcs - 04/24 - 06/24	5/15/2024	1,794.00
33824	SOCA6550--SoCalGas	Utility Svcs - 03/29/24 - 04/29/24	5/15/2024	16.31
33825	SOCA6071--SoCalGas	Utility Svcs - 03/29/24 - 04/29/24	5/15/2024	16.42
33826	SOCA6388--SoCalGas	Utility Svcs - 03/29/24 - 04/29/24	5/15/2024	16.31
33827	WIKE000--Sonia Wike	Reimb. - Meals - 05/01/24 - 05/03/24	5/15/2024	82.30
33828	SOUN005--Soundscape Music Studios	Enrichment Svcs - 04/24 - 06/24	5/15/2024	2,205.00
33829	SOUT014--Southbay Sk8Kids	Enrichment Svcs - 04/24 - 06/24	5/15/2024	2,051.97
33830	SPEE010--Speech Improvement Center	SpEd Svcs - 03/24	5/15/2024	1,550.00
33831	SPEE005--Speech Language & Educational Associates	SpEd Svcs - 03/24	5/15/2024	9,682.00
33832	SUNN001--Steven Sunnarborg	Enrichment Svcs - 05/24	5/15/2024	199.00
33833	STRI000--Strike One	Enrichment Svcs - 04/24 - 06/24	5/15/2024	2,475.00
33834	STUD016--Study Page Tutoring	Enrichment Svcs - 04/24 - 06/24	5/15/2024	477.40
33835	SUNR003--Sunrise Transparence Music & Audio	Enrichment Svcs - 05/24 - 06/24	5/15/2024	490.00
33836	SURF000--Surf Happens	Enrichment Svcs - 04/24 - 06/24	5/15/2024	1,000.00
33837	TEAC004--Teacher Synergy, LLC	School Supplies	5/15/2024	571.11
33838	CYPH000--The Cypher Spot Inc.	Enrichment Svcs - 04/24 - 06/24	5/15/2024	630.00
33839	ELIT008--The Elite Dance & Performing Arts Center	Enrichment Svcs - 05/24 - 06/24	5/15/2024	132.00
33840	HIDD000--The Hidden Dojo	Enrichment Svcs - 01/24 - 04/24	5/15/2024	10,008.00
33841	RAGE000--The Rage Complex	Enrichment Svcs - 03/24	5/15/2024	370.00
33842	SALV001--The Salvation Army	Enrichment Svcs - 04/24 - 05/24	5/15/2024	832.23
33843	SPEE004--The Speech and Language Group, Inc	SpEd Svcs - 03/24	5/15/2024	2,375.00
33844	VIVI000--The Vivid Canvas Art Studio	Enrichment Svcs - 04/24 - 05/24	5/15/2024	435.00
33845	TRUL000--Thomas Trull Tutoring LLC	Enrichment Svcs - 01/24 - 04/24	5/15/2024	840.00
33846	THRI003--Thrive Dance Center Inc	Enrichment Svcs - 05/24	5/15/2024	306.00
33847	HINZ000--Tiffany Hinz	Reimb - Office Supplies - 03/14/24	5/15/2024	306.13
33848	OAKC000--Tracy Boldroff - Oak Creek Corral	Enrichment Svcs - 04/24	5/15/2024	2,042.50

**Blue Ridge Academy**  
**Check Register**  
**For the period ended May 31, 2024**

Check Number	Vendor Name	Transaction Description	Check Date	Check Amount
33849	BULM000--Tricia Bulmer	Reimb. - Pen case - planner - portable charger - 05/02/24	5/15/2024	215.56
33850	VICT007--Victorum Athletics	Enrichment Svcs - 05/24 - 06/24	5/15/2024	1,750.00
33851	VICT004--Victory Gymnastics Academy	Enrichment Svcs - 03/24 - 07/24	5/15/2024	378.50
33852	VICT005--Victory Tae Kwon Do USA	Enrichment Svcs - 05/24	5/15/2024	570.00
33853	WATE011--Water Wings Swim School	Enrichment Svcs - 02/24 - 06/24	5/15/2024	6,887.00
33854	WELL000--Well-Trained Mind Press	School Supplies	5/15/2024	75.94
33855	WEST011--West End YMCA	Enrichment Svcs - 03/24 - 04/24	5/15/2024	816.00
33856	ZENI000--Zenith Aquatic Program	Enrichment Svcs - 05/24	5/15/2024	433.50
33857	FROM000--Frome Realty Fund Alpha LLC	Rent - 05/24	5/16/2024	3,580.00
33858	ACCU000--AccuVision Optometry Inc	SpEd Svcs - 03/24	5/17/2024	1,705.00
33859	ACTI000--Activities for Learning, Inc.	School Supplies	5/17/2024	291.10
33860	ALLE000--Allegretto Music School	Enrichment Svcs - 03/24 - 05/24	5/17/2024	720.00
33861	GATE002--Amanda Gates	Reimb - Milage - 03/28/24	5/17/2024	80.40
33862	KOTT000--Amber Kott	Reimb - Office Supplies 03/05/24 - 03/17/24	5/17/2024	235.32
33863	BREC000--Amy Breceda	School Supplies	5/17/2024	66.36
33864	ANTH001--Anthem Music Lessons	Enrichment Svcs - 04/24 - 05/24	5/17/2024	1,995.00
33865	APAS000--APA Speech Therapy Inc	SpEd Svcs - 03/24	5/17/2024	660.00
33866	AQUA006--Aqua Tots LA LLC	Enrichment Svcs - 04/24	5/17/2024	250.00
33867	ARTS000--Art Steps, Inc.	Enrichment Svcs - 03/24	5/17/2024	212.00
33868	AVAN000--Avani Zaidi	SpEd Svcs - 03/24	5/17/2024	1,110.00
33869	LEON001--Barbara Leoni	Enrichment Svcs - 03/24 - 05/24	5/17/2024	240.00
33870	BEVE000--Beverly Grove Vision Care Optometry Inc	SpEd Svcs - 03/24	5/17/2024	6,632.00
33871	BRAV000--Brave Writer, LLC	School Supplies	5/17/2024	249.00
33872	KAZO000--Cecilia Kazol	Enrichment Svcs - 04/24 - 06/24	5/17/2024	600.00
33873	CERT000--Certified Interpreting Services LLC	SpEd Svcs - 03/24	5/17/2024	300.00
33874	CHAR2001--Charter Communications	Communication Svcs - 04/01/24 - 04/30/24	5/17/2024	458.35
33875	CARP000--Colleen Carpio	SpEd Svcs - 03/24	5/17/2024	134.00
33876	COLO007--Color it In	Enrichment Svcs - 04/24	5/17/2024	150.00
33877	CONE001--Conejo Recreation and Park District	Enrichment Svcs - 01/24 - 03/24	5/17/2024	537.00
33878	CREA014--Creators Touch on Wheels, Inc	Enrichment Svcs - 04/24 - 05/24	5/17/2024	864.00
33879	CROS006--CrossFit 310	Enrichment Svcs - 03/24 - 05/24	5/17/2024	360.00
33880	DANC007--Dance 1	Enrichment Svcs - 04/23	5/17/2024	320.00
33881	DELA001--Delano Athletica Gymnastics	Enrichment Svcs - 04/24 - 05/24	5/17/2024	770.00
33882	DGTH000--DG Therapy Group	SpEd Svcs - 03/24	5/17/2024	5,535.00
33883	DOCU000--Document Tracking Services	Document Tracking Svcs - 03/24 - 04/24	5/17/2024	2,426.63
33884	DOLL001--Dollar Driving School of Ventura	Enrichment Svcs - 03/24 - 04/24	5/17/2024	430.00
33885	ETHE000--E-Therapy, LLC	SpEd Svcs - 03/24	5/17/2024	5,350.57
33886	HEND003--Elisa Hendricks	Reimb - Mileage 03/24	5/17/2024	197.99
33887	EMHS000--EMH Sports USA, Inc.	SpEd Svcs - 03/24	5/17/2024	12,222.50
33888	DELG001--Erica L. Delgado	Enrichment Svcs 03/24	5/17/2024	236.00
33889	LETH000--Erin Letham	Reimb - Mileage 03/04/24 - 03/06/24	5/17/2024	176.25
33890	EVER001--EverWild	Enrichment Svcs	5/17/2024	465.00
33891	FITK000--Fit Kids Gymnastics Center	Enrichment Svcs - 04/24 - 06/24	5/17/2024	1,561.00
33892	GIBS000--Gibson Music Studio	Enrichment Svcs 03/24 - 05/24	5/17/2024	1,180.00
33893	GRAC015--Gracie Barra West Lancaster	Enrichment Svcs - 03/24 - 06/24	5/17/2024	1,360.68
33894	HAPP003--Happy Horse Trail Rides, Inc.	Enrichment Svcs - 03/24 - 06/24	5/17/2024	6,100.00
33895	HUCK000--HuckleBerry Center for Creative Learning	Enrichment Svcs - 03/24 - 05/24	5/17/2024	15,242.33
33896	IMAG005--Image 2000, Inc.	Copy Contract - 02/01/24 - 02/29/24	5/17/2024	27.70
33897	JUMP000--Jump and Schout Therapy	SpEd Svcs - 03/24	5/17/2024	3,835.00
33898	DODD000--Kaley Dodd	Reimb - Mileage 01/10/24 - 02/23/24	5/17/2024	291.99
33899	DUPO000--Karen Dupont	Enrichment Svcs - 01/24 - 03/24	5/17/2024	2,100.00
33900	CORE001--Katherine Corey	Enrichment Svcs - 04/24 - 06/24	5/17/2024	1,260.00
33901	KIDS019--KidsArt - Valencia, Inc.	Enrichment Svcs - 03/24	5/17/2024	748.00
33902	KIDS023--KidsArt, Inc - Los Angeles DBA Drawn2Art	Enrichment Svcs - 02/24	5/17/2024	160.00
33903	HAPK001--Kim's Hapkido	Enrichment Svcs - 12/23 - 02/24	5/17/2024	780.00
33904	VELO001--Kimberly Veloz - Learning Wins	Enrichment Svcs - 02/24 - 03/24	5/17/2024	240.00
33905	ARMB000--Laura Armbruster	Reimb - Meals 03/21/24	5/17/2024	238.15
33906	FISC000--Laura Fischer	Enrichment Svcs - 03/24	5/17/2024	125.00
33907	BRUN001--Laura K Brunasso	Reimb - Mileage 02/01/24 - 02/29/24	5/17/2024	369.30
33908	VARG000--Laura Vargas	SpEd Svcs - 02/24	5/17/2024	655.93
33909	LITT003--Little Ears Therapy Center	SpEd Svcs - 03/24	5/17/2024	9,320.00
33910	TEIC000--Mary Teichert	Enrichment Svcs - 09/23 - 12/23	5/17/2024	900.00
33911	JIMM000--Matthew Jimmink	Enrichment Svcs - 04/24 - 06/24	5/17/2024	785.00
33912	MCRO000--McRory Pediatric Services	SpEd Svcs - 02/24	5/17/2024	5,100.00
33913	CLEN000--Megan Clendening	Reimb - Mailing 03/29/24	5/17/2024	67.90
33914	MOOR006--Moorpark Baseball Academy	Enrichment Svcs - 04/24 - 06/24	5/17/2024	693.00
33915	DELO002--Moriah DeLeon	Reimb - Mileage 03/04/24 - 03/28/24	5/17/2024	677.71
33916	MOZA000--MozArt Music Academy	Enrichment Svcs - 01/24 - 05/24	5/17/2024	6,840.01



**Blue Ridge Academy**  
**Check Register**  
**For the period ended May 31, 2024**

Check Number	Vendor Name	Transaction Description	Check Date	Check Amount
33917	PERF007--Perfect Day Surf Camp	Enrichment Svcs - 10/23	5/17/2024	200.00
33918	PROF002--Professional Tutors of America	SpEd Svcs - 09/23 - 05/24	5/17/2024	14,051.25
33919	RAIN000--Rainbow Resource Center	School Supplies	5/17/2024	28.67
33920	REDD001--Red Dragon Karate	Enrichment Svcs - 04/24 - 05/24	5/17/2024	6,997.99
33921	REDL006--Redline Athletics	Enrichment Svcs - 04/24 - 06/24	5/17/2024	449.97
33922	RIVE007--Riverside County Office of Education	CTI Induction Program Fees	5/17/2024	18,400.00
33923	REME000--Robert Remedi	Enrichment Svcs - 03/24 - 04/24	5/17/2024	355.00
33924	ROCK004--Rock Tree Sky	SpEd Svcs - 03/24	5/17/2024	1,362.50
33925	ROSE006--Rosemary Johnson & Associate Clinic	SpEd Svcs - 03/24	5/17/2024	2,092.50
33926	ROYA004--Royal Basketball School	Enrichment Svcs - 04/24 - 05/24	5/17/2024	348.00
33927	SANT001--Santa Barbara Zoo	Enrichment Svcs - 02/24 - 04/24	5/17/2024	360.00
33928	SOCA6388--SoCalGas	Utility Svcs - 02/29/24 - 03/29/24	5/17/2024	15.15
33929	SOCA6550--SoCalGas	Utility Svcs - 02/29/24 - 03/29/24	5/17/2024	15.15
33930	SOCA6071--SoCalGas	Utility Svcs - 02/29/24 - 03/29/24	5/17/2024	15.27
33931	SPEE010--Speech Improvement Center	SpEd Svcs - 02/24	5/17/2024	2,480.00
33932	STAR002--Star Dance Center	Enrichment Svcs - 03/24 - 05/24	5/17/2024	175.00
33933	HEES000--Tara Hees	Reimb - Mailing 03/25/24	5/17/2024	10.93
33934	SEVI001--Tasia Sevilla	Reimb - Mileage 04/10/24	5/17/2024	61.77
33935	TERR005--Terra Arts Foundation	Enrichment Svcs - 01/24 - 05/24	5/17/2024	12,140.00
33936	SALV001--The Salvation Army	Enrichment Svcs - 04/24	5/17/2024	300.00
33937	SPEE004--The Speech and Language Group, Inc	SpEd Svcs - 03/24	5/17/2024	2,437.50
33938	VIVI000--The Vivid Canvas Art Studio	Enrichment Svcs - 04/24 - 05/24	5/17/2024	1,595.00
33939	TRUL000--Thomas Trull Tutoring LLC	Enrichment Svcs - 12/23 - 3/24	5/17/2024	780.00
33940	OAKC000--Tracy Boldroff - Oak Creek Corral	Enrichment Svcs - 03/24	5/17/2024	825.00
33941	VALE006--Valerie Marich Music	Enrichment Svcs - 02/24	5/17/2024	240.00
33942	VICT007--Victorum Athletics	Enrichment Svcs - 04/24	5/17/2024	2,800.00
33943	VICT004--Victory Gymnastics Academy	Enrichment Svcs - 03/24	5/17/2024	225.54
33944	ARNO000--Violet Arnold	Reimb. - Mileage - 12/01/23 - 12/12/23	5/17/2024	1,379.49
33945	WATT000--WATT Enterprises	Rent - 05/24	5/17/2024	7,096.93
33946	ZULT000--Z Ultimate Self Defense Studios	Enrichment Svcs - 04/24 - 05/24	5/17/2024	1,650.00
33947	TEAC004--Teacher Synergy, LLC	School Supplies	5/17/2024	55.39
33948	WELL000--Well-Trained Mind Press	Shipping	5/17/2024	163.85
33949	BEEH001--Beehively	Communication Svcs - 04/24 - 06/24	5/21/2024	4,968.00
33950	PCEE000--PCE Events Activated	Labor	5/21/2024	28,360.06
33951	POUR000--Pour Choices Inc	School Supplies	5/21/2024	4,928.09
33952	ALKA000--Alkawthar Learning Center	Enrichment Svcs - 03/24 - 05/24	5/21/2024	480.00
33953	AQUA006--Aqua Tots LA LLC	Enrichment Svcs - 05/24 - 06/24	5/21/2024	947.03
33954	ARTS000--Art Steps, Inc.	Enrichment Svcs - 04/24	5/21/2024	381.00
33955	LEON001--Barbara Leoni	Enrichment Svcs - 05/24 - 06/24	5/21/2024	330.00
33956	BARR002--Barron Productions & Music Inc. Services	Enrichment Svcs - 04/24	5/21/2024	342.00
33957	BITS000--Bitsbox	School Supplies - 3 months	5/21/2024	104.85
33958	BOOK001--BookShark	School Supplies	5/21/2024	320.17
33959	BRAV000--Brave Writer, LLC	School Supplies	5/21/2024	448.50
33960	LESC000--Counts Piano Studio	Enrichment Svcs - 05/24	5/21/2024	480.00
33961	CROS006--CrossFit 310	Enrichment Svcs - 05/24	5/21/2024	110.00
33962	CURI000--Curiosity Chronicles	School Supplies	5/21/2024	108.99
33963	DANC007--Dance 1	Enrichment Svcs - 05/24	5/21/2024	1,755.00
33964	DANC025--Dancing Shadow Conservatory	Enrichment Svcs - 05/24 - 06/24	5/21/2024	560.00
33965	DAYD001--Day Dreams LLC	Enrichment Svcs - 05/24 - 06/24	5/21/2024	1,350.00
33966	DAYV000--Day Visions LLC - dba The Coder School- Redondo	Enrichment Svcs - 03/24	5/21/2024	2,325.06
33967	DELA001--Delano Athletica Gymnastics	Enrichment Svcs - 04/24 - 06/24	5/21/2024	1,349.70
33968	DRAW001--Drawn2Art	Enrichment Svcs - 05/24	5/21/2024	701.00
33969	DRAW003--Drawn2Art	Enrichment Svcs - 05/24	5/21/2024	2,328.00
33970	ELEM001--Elemental Science	School Supplies	5/21/2024	36.00
33971	EMPO002--Empowered Minds CC c/o Janine Stewart	Enrichment Svcs - 03/24 - 05/24	5/21/2024	1,050.00
33972	RYAN000--Erin Ryan	Reimb. - Meals - 05/02/24 - 05/03/24	5/21/2024	75.22
33973	FROM000--Frome Realty Fund Alpha LLC	Rent - 06/24	5/21/2024	3,580.00
33974	CISN001--Gabrielle Cisneros	Reimb. - Mileage - 04/29/24 - 05/03/24	5/21/2024	242.56
33975	HAPP003--Happy Horse Trail Rides, Inc.	Enrichment Svcs - 04/24 - 06/24	5/21/2024	6,838.16
33976	DARL001--Harriet Darley	Reimb. - jelly bracelets - 02/23/24	5/21/2024	48.17
33977	HEAL003--Healthy Footprints Adventure	Enrichment Svcs - 05/24	5/21/2024	298.00
33978	JEFF001--Heidi Jeffrey	Hockey Lessons - 60 min.	5/21/2024	1,506.00
33979	HIST000--History Unboxed LLC	School Supplies	5/21/2024	754.25
33980	HOME002--Home Science Tools	School Supplies	5/21/2024	119.38
33981	INTR000--Intro 2 Skateboarding	Enrichment Svcs - 02/24 - 03/24	5/21/2024	780.00
33982	TREN000--Jessica Trent	Reimb. - Mileage - 04/29/24 - 05/01/24	5/21/2024	255.94
33983	JOEF000--Joe Ferrante Music Academy	Enrichment Svcs - 04/24 - 05/24	5/21/2024	1,008.00
33984	JOIN000--Joining All Movement LLC	Sparta Langford - #PF323510 Unlimited Kids Classes Service dates -	5/21/2024	2,794.00

**Blue Ridge Academy**  
**Check Register**  
**For the period ended May 31, 2024**

Check Number	Vendor Name	Transaction Description	Check Date	Check Amount
33985	KIDS025--Kids' Club Spanish School, LLC	Enrichment Svcs - 02/24 - 05/24	5/21/2024	2,315.00
33986	KIDS019--KidsArt - Valencia, Inc.	Enrichment Svcs - 04/24	5/21/2024	300.00
33987	KIDS023--KidsArt, Inc - Los Angeles DBA Drawn2Art	Enrichment Svcs - 04/24	5/21/2024	1,724.00
33988	HAPK001--Kim's Hapkido	Enrichment Svcs - 02/24 - 04/24	5/21/2024	820.00
33989	FISC000--Laura Fischer	Enrichment Svcs - 04/24	5/21/2024	625.00
33990	LAUR000--Lauridsen Ballet Centre	Enrichment Svcs - 05/24	5/21/2024	610.00
33991	LEAR009--Learning Ally	License	5/21/2024	3,599.00
33992	LEAR012--Learning Without Tears	School Supplies	5/21/2024	34.46
33993	LITT017--Little Kitchen Academy Century City LLC	Enrichment Svcs - 05/24	5/21/2024	298.00
33994	DODG000--Los Angeles Dodgers	Enrichment Certificate: PF346378 - Student William Northup - Baset	5/21/2024	660.00
33995	LUCK000--Lucky Duck Swim School	Enrichment Svcs - 01/24 - 04/24	5/21/2024	7,112.00
33996	MAJE000--Majestic Gymnastics	Enrichment Svcs - 05/24 - 06/24	5/21/2024	1,244.43
33997	MAKE000--Maker Empire, Inc. dba Elements Dance Space	Enrichment Svcs - 05/24	5/21/2024	3,383.23
33998	KLOT000--Marcus Klotz Music	Enrichment Svcs - 04/24 - 05/24	5/21/2024	8,320.00
33999	MATH054--Math Learning Manhattan Beach	Enrichment Svcs - 04/24 - 06/24	5/21/2024	3,790.33
34000	MATH048--Math Learning Rolling Hills	Enrichment Svcs - 02/24 - 05/24	5/21/2024	1,296.00
34001	MCGR000--McGraw Hill	School Supplies	5/21/2024	48.22
34002	MUSY000--Musyca	Enrichment Svcs - 01/24 - 05/24	5/21/2024	595.00
34003	NECH000--Nechama Rochel Raices	Enrichment Svcs - 05/24 - 06/24	5/21/2024	7,020.00
34004	NEWM001--New Modern Music School US Inc dba Monrovia	Enrichment Svcs - 04/24 - 05/24	5/21/2024	716.00
34005	PASA004--New Modern Music School Us Inc dba Pasadena	Enrichment Svcs - 04/24 - 06/24	5/21/2024	945.00
34006	MEDE000--Nicole Medeiros	School Supplies	5/21/2024	197.35
34007	PASA005--Pasadena Conservatory of Music	Enrichment Svcs - 05/24	5/21/2024	464.00
34008	JONE012--Rachel Jones	Reimb. - Meals - 03/01/24	5/21/2024	207.75
34009	RAIN000--Rainbow Resource Center	School Supplies	5/21/2024	1,163.76
34010	RANCO01--Rancho Simi Recreation and Park District	Enrichment Svcs - 03/24 - 06/24	5/21/2024	3,368.00
34011	REDL006--Redline Athletics	Enrichment Svcs - 05/24 - 06/24	5/21/2024	298.00
34012	ROCK003--Rockstars of Tomorrow	Music Lessons	5/21/2024	1,012.83
34013	SAMP000--Sampa Brazilian Jiu Jitsu INC.	Enrichment Svcs - 11/23 - 06/24	5/21/2024	16,832.38
34014	SANP003--San-Pao Li	Enrichment Svcs - 05/24 - 06/24	5/21/2024	485.00
34015	SANT001--Santa Barbara Zoo	Enrichment Svcs - 04/24 - 05/24	5/21/2024	260.00
34016	SCIE001--Science 2 U	Enrichment Svcs - 03/24 - 06/24	5/21/2024	492.50
34017	SE23000--SE23 Studios LLC	Enrichment Svcs - 04/24	5/21/2024	1,686.50
34018	FREE004--Shannon Freeland	Reimb. - Meals - 04/29/24 - 05/03/24	5/21/2024	555.54
34019	SOCA015--So-Cal Coding Schools, LLC DBA Code Ninjas Torrance	Enrichment Svcs - 05/24 - 06/24	5/21/2024	1,076.00
34020	EDIS081--Southern California Edison	Utility Svcs - 04/03/24 - 05/01/24	5/21/2024	353.79
34021	SUNN001--Steven Sunnarborg	Enrichment Svcs - 05/24	5/21/2024	398.00
34022	STRI000--Strike One	Enrichment Svcs - 06/24	5/21/2024	1,725.00
34023	STUD002--Studies Weekly	School Supplies	5/21/2024	42.85
34024	SUNS000--Sunset Learning Studio	Enrichment Svcs - 05/24 - 06/24	5/21/2024	600.00
34025	SURF000--Surf Happens	Enrichment Svcs - 05/24 - 06/24	5/21/2024	900.00
34026	RAKE000--Suzy Rake	Reimb. - Mileage - 04/24 - 05/24	5/21/2024	325.89
34027	SYLV020--Sylvan Santa Monica	Enrichment Svcs - 05/24 - 06/24	5/21/2024	770.00
34028	CLAR008--The Claremont Club	TENNIS CLINIC, GROUP SWIM	5/21/2024	680.00
34029	SALV001--The Salvation Army	Enrichment Svcs - 05/24 - 06/24	5/21/2024	570.00
34030	VIVI000--The Vivid Canvas Art Studio	Enrichment Svcs - - 05/24	5/21/2024	850.00
34031	THRI003--Thrive Dance Center Inc	Enrichment Svcs - 03/24 - 05/24	5/21/2024	225.00
34032	TOPO000--Top Out Climbing, LLC	Enrichment Svcs - - 01/24 - 03/24	5/21/2024	1,866.00
34033	TOTA005--Total Touch Football LLC	Enrichment Svcs - 05/24 - 06/24	5/21/2024	840.00
34034	BULM000--Tricia Bulmer	Remb. - Snacks -04/28/24 - 04/28/24	5/21/2024	1,336.96
34035	TUTO009--Tutor Boost Inc	Enrichment Svcs - 04/24 - 06/24	5/21/2024	1,875.00
34036	VICT004--Victory Gymnastics Academy	Enrichment Svcs - 05/24 - 06/24	5/21/2024	2,243.00
34037	WATT000--WATT Enterprises	Rent - 06/24	5/21/2024	7,096.93
34038	WESP000--We Spark Learning	Enrichment Svcs - 02/24 - 03/24	5/21/2024	107.00
34039	WEST011--West End YMCA	Enrichment Svcs - 05/24	5/21/2024	960.00
34040	ZANE000--Zaner-Bloser	School Supplies	5/21/2024	20.62
34041	ZOOG000--Zooga Yoga LLC	Enrichment Svcs - 05/24 - 06/24	5/21/2024	100.00
34042	BRIG002--Bright Solutions For Dyslexia, LLC.	School Supplies	5/22/2024	455.95
34043	ACTI000--Activities for Learning, Inc.	School Supplies	5/24/2024	151.75
34044	BOOK001--BookShark	School Supplies	5/24/2024	20.82
34045	STRA000--Carlene Strathmann	Enrichment Svcs - 05/24	5/24/2024	660.00
34046	LEGO000--LEGO Education	School Supplies	5/24/2024	1,059.51
34047	ORAN004--Orange County Surf Coaching	Enrichment Svcs - 04/24	5/24/2024	2,072.15
34048	TEAC004--Teacher Synergy, LLC	School Supplies	5/24/2024	221.39
34049	OAKC000--Tracy Boldroff - Oak Creek Corral	Enrichment Svcs - 04/24	5/24/2024	300.00
34050	VALE006--Valerie Marich Music	Enrichment Svcs - 03/24	5/24/2024	240.00
34051	MCRO000--McRory Pediatric Services	SpEd Svcs - 01/24	5/28/2024	3,075.00
34152	123R000--123 Rock School of Music	Enrichment Svcs - 05/24	5/30/2024	13,648.44

**Blue Ridge Academy**  
**Check Register**  
**For the period ended May 31, 2024**

Check Number	Vendor Name	Transaction Description	Check Date	Check Amount
34153	ABCC000--ABC Crate	School Supplies	5/30/2024	542.00
34154	ABRI000--Abrite, A Speech Pathology Corp	SpEd Svcs - 03/24	5/30/2024	3,560.25
34155	MIKE000--Academy Management Professionals, Inc.	Enrichment Svcs - 02/24 - 04/24	5/30/2024	3,181.30
34156	ACCU000--AccuVision Optometry Inc	SpEd Svcs - 04/24	5/30/2024	825.00
34157	HENR000--Aimee Henry	Reimb. - Mileage - 03/04/24	5/30/2024	119.26
34158	HEAD000--Alicia M Head	Enrichment Svcs - 04/24 - 06/24	5/30/2024	1,350.00
34159	ALLA000--All About Learning Press, Inc.	School Supplies	5/30/2024	529.93
34160	ALTE001--Alternative Choices in Education	Enrichment Svcs - 03/24 - 05/24	5/30/2024	5,520.00
34161	GATE002--Amanda Gates	Reimb. - Mieage - 05/07/24 - 05/10/24	5/30/2024	158.66
34162	ARTA003--Art and Wilderness Institute	Enrichment Svcs - 01/24 - 06/24	5/30/2024	17,316.25
34163	ARTW003--Art With Aunt Jes	Enrichment Svcs - 04/24 - 06/24	5/30/2024	1,386.78
34164	BANA000--Banana Education Inc	Enrichment Svcs - 05/24 - 06/24	5/30/2024	549.00
34165	BITS000--Bitsbox	School Supplies	5/30/2024	629.90
34166	BLOO001--Bloom School of Music and Dance	Enrichment Svcs - 04/24 - 05/24	5/30/2024	999.00
34167	BRIG002--Bright Solutions For Dyslexia, LLC.	School Supplies	5/30/2024	1,085.10
34168	KAZO000--Cecilia Kazol	Enrichment Svcs - 05/24 - 06/24	5/30/2024	180.00
34169	CERR000--Cerritos Yamaha Music School	Enrichment Svcs - 04/24 - 06/24	5/30/2024	4,496.00
34170	CERT000--Certified Interpreting Services LLC	Interpretation Job ID: 6721672 Interpretation: 04/17/24 12:30 PM -	5/30/2024	1,500.00
34171	CFGL000--CF Global Enterprises Inc.	Enrichment Svcs - 05/24 - 06/24	5/30/2024	338.00
34172	YAMA002--Christina Yamada	Reimb. - Mileage 01/09/24 - 01/30/24	5/30/2024	325.08
34173	CIAO000--Ciao Languages LLC	Enrichment Svcs - 01/24 - 05/24	5/30/2024	960.00
34174	COGN000--Cognitive Square Inc	School Supplies	5/30/2024	63.89
34175	CARP000--Colleen Carpio	SpEd Svcs - 04/24	5/30/2024	67.00
34176	COLO007--Color it In	Enrichment Svcs - 05/24 - 06/24	5/30/2024	300.00
34177	CONE001--Conejo Recreation and Park District	SpEd Svcs - 04/24 - 06/24	5/30/2024	2,972.00
34178	CURI000--Curiosity Chronicles	School Supplies	5/30/2024	73.00
34179	DANC007--Dance 1	Enrichment Svcs - 05/24	5/30/2024	964.00
34180	DISC007--Discount School Supply	School Supplies	5/30/2024	72.25
34181	DRAW001--Drawn2Art	Enrichment Svcs - 05/24	5/30/2024	265.00
34182	DRAW003--Drawn2Art	Enrichment Svcs - 04/24	5/30/2024	150.00
34183	DREW000--Drew's Art Box LLC	School Supplies	5/30/2024	940.00
34184	EAST001--East West Ice Palace	Enrichment Svcs - 04/24 - 06/24	5/30/2024	960.00
34185	EXCE006--Excel Taekwondo Center Inc	Enrichment Svcs - 11/23 - 02/24	5/30/2024	1,722.60
34186	FIRS005--First Dog Corp	Enrichment Svcs - 05/24	5/30/2024	2,109.00
34187	FITK000--Fit Kids Gymnastics Center	Enrichment Svcs - 05/24 - 06/24	5/30/2024	480.00
34188	GARD001--Gardena Kumon	Enrichment Svcs - 02/24 - 05/24	5/30/2024	2,071.00
34189	GOLD003--Golden Star Educational Services	Enrichment Svcs - 01/24 - 03/24	5/30/2024	35,091.64
34190	GYMN002--GymnastiKids	Enrichment Svcs - 04/24 - 05/24	5/30/2024	2,325.00
34191	HOCK000--Hockeycontractor, Inc.	Enrichment Svcs - 05/24	5/30/2024	2,640.00
34192	HOME002--Home Science Tools	School Supplies	5/30/2024	848.37
34193	HTFI000--HT Fitness	Enrichment Svcs - 06/24	5/30/2024	430.00
34194	IMAG004--Imagine Learning LLC	Enrichment Svcs - 01/24 - 02/24	5/30/2024	111,475.00
34195	JOEF000--Joe Ferrante Music Academy	Enrichment Svcs - 05/24 - 06/24	5/30/2024	236.00
34196	JOOB000--Joobilo LLC	Enrichment Svcs - 05/24 - 06/24	5/30/2024	3,145.00
34197	CORE001--Katherine Corey	Enrichment Svcs - 05/24 - 06/24	5/30/2024	420.00
34198	FUKA000--Kevin Su Fukagawa	Enrichment Svcs - 08/23 - 01/24	5/30/2024	4,000.00
34199	KIDS025--Kids' Club Spanish School, LLC	SpEd Svcs - 04/24	5/30/2024	180.00
34200	KIDS003--KidsArt	Enrichment Svcs - 04/24 - 06/24	5/30/2024	2,256.00
34201	KLIM000--Klimczak Group	Enrichment Svcs - 04/24 - 05/24	5/30/2024	570.00
34202	RADS000--Krista Radsick	Reimb. - Park Rental Fee - 02/13/24	5/30/2024	115.00
34203	LAKE000--Lakeshore Learning Materials	School Supplies	5/30/2024	1,045.51
34204	VARG000--Laura Vargas	SpEd Svcs - 04/24	5/30/2024	416.07
34205	WILD002--Laura Wilde	Reimb - Mileage - 04/29/24 - 05/03/24	5/30/2024	442.47
34206	LAUR000--Lauridsen Ballet Centre	Enrichment Svcs - 04/24 - 06/24	5/30/2024	1,250.00
34207	LECL000--Le Club Gymnastics	Enrichment Svcs - 04/24 - 06/24	5/30/2024	2,419.61
34208	LEGO000--LEGO Education	School Supplies	5/30/2024	350.35
34209	ASAI000--Lisa Asai	Reimb - Park Permits - 09/08/23 - 05/01/24	5/30/2024	156.27
34210	LOGI000--Logic of English	School Supplies	5/30/2024	449.07
34211	MAKE000--Maker Empire, Inc. dba Elements Dance Space	Enrichment Svcs - 05/24 - 06/24	5/30/2024	441.00
34212	TEIC000--Mary Teichert	Enrichment Svcs - 012/23 - 03/24	5/30/2024	2,610.00
34213	MATH064--Mathnasium of Ventura	Enrichment Svcs - 05/24 - 06/24	5/30/2024	4,714.59
34214	MCCC000--MCC Cerritos Learning LLC	Enrichment Svcs - 10/23	5/30/2024	3,020.94
34215	MORU000--Morumbi Jiu Jitsu and Fitness Academy	Enrichment Svcs - 05/24	5/30/2024	250.00
34216	MOVI002--Moving Beyond the Page	School Supplies	5/30/2024	1,427.01
34217	MUSI028--Music Vault Academy	Enrichment Svcs - 05/24	5/30/2024	1,806.00
34218	NATU001--Nature Watch	School Supplies	5/30/2024	487.05
34219	OAKM000--Oak Meadow Inc.	School Supplies	5/30/2024	319.56
34220	PICA000--Picasso's Playmates	Enrichment Svcs - 04/24 - 05/24	5/30/2024	1,187.17

**Blue Ridge Academy**  
**Check Register**  
**For the period ended May 31, 2024**

Check Number	Vendor Name	Transaction Description	Check Date	Check Amount
34221	PREC000--Precision Gymnastics, Inc.	Enrichment Svcs - 04/24	5/30/2024	817.00
34222	RAIN000--Rainbow Resource Center	School Supplies	5/30/2024	6,535.70
34223	RANC001--Rancho Simi Recreation and Park District	Enrichment Svcs - 04/24 - 05/24	5/30/2024	2,175.00
34224	REDD001--Red Dragon Karate	Enrichment Svcs - 04/24 - 05/24	5/30/2024	612.00
34225	REDL006--Redline Athletics	Enrichment Svcs - 05/24 - 06/24	5/30/2024	298.19
34226	ROSE006--Rosemary Johnson & Associate Clinic	SpEd Svcs - 04/24	5/30/2024	1,350.00
34227	DORI001--Ryan Dorin	Enrichment Svcs - 05/24 - 06/24	5/30/2024	3,202.50
34228	SANT000--Santa Monica Academy of Music	Enrichment Svcs - 05/24 - 06/24	5/30/2024	320.00
34229	BONH000--Sarah Bonham	SpEd Svcs - Mielage - 03/24	5/30/2024	61.64
34230	SEWO000--Sew Outside the Box	School Supplies	5/30/2024	263.65
34231	SHER000--Sheroes Entertainment	Enrichment Svcs - 04/24	5/30/2024	340.00
34232	SING000--Singapore Math Inc.	School Supplies	5/30/2024	570.78
34233	WIKI000--Sonia Wike	Reimb - Park Day Fee - 05/09/24	5/30/2024	150.00
34234	PORT005--Sophia Portillo	Reimb - Mileage - 04/30/24 - 05/03/24	5/30/2024	261.95
34235	STRI000--Strike One	Enrichment Svcs - 05/24	5/30/2024	1,091.00
34236	LOPE003--Susan Lopez	Enrichment Svcs - 05/24 - 06/24	5/30/2024	463.00
34237	ADVA006--The Advantage Group	Flex/HSA - 04/24	5/30/2024	1,169.20
34238	CRIT001--The Critical Thinking Co.	School Supplies	5/30/2024	191.29
34239	CYPH000--The Cypher Spot Inc.	Enrichment Svcs - 05/24 - 06/24	5/30/2024	540.00
34240	THRI003--Thrive Dance Center Inc	Enrichment Svcs - 05/24	5/30/2024	200.00
34241	TOPB000--Top Billing Entertainment	Enrichment Svcs - 01/24 - 04/24	5/30/2024	315.00
34242	TUTO009--Tutor Boost Inc	Enrichment Svcs - 04/24 - 05/24	5/30/2024	6,525.00
34243	TUTO001--Tutorific	Enrichment Svcs - 03/24 - 04/24	5/30/2024	698.00
34244	BADA000--Valentina Badalova-Emirova	Reimb - Mileage - 04/11/24 - 04/25/24	5/30/2024	273.36
34245	VIBE000--Vibe Performing Arts	Enrichment Svcs - 03/24 - 06/24	5/30/2024	1,410.00
34246	VILL000--Villatoro Bushido Martial Arts	Enrichment Svcs - 05/24 - 06/24	5/30/2024	312.00
34247	WATE000--Waterworks Aquatics Pasadena	Enrichment Svcs - 11/23 - 12/23	5/30/2024	18,177.89
34248	WATE015--Waterworks Swim School	Enrichment Svcs - 03/24	5/30/2024	12,281.85
34249	WELL000--Well-Trained Mind Press	School Supplies	5/30/2024	30.95
34250	HUFF002--Yvonne Huffaker	Reimb - School Supplies - 03/20/24 - 05/03/24	5/30/2024	230.05
34251	ZULT000--Z Ultimate Self Defense Studios	Enrichment Svcs - 05/24 - 06/24	5/30/2024	910.00
34252	APAS000--APA Speech Therapy Inc	SpEd Svcs - 05/24	5/31/2024	220.00
34253	BEVE000--Beverly Grove Vision Care Optometry Inc	SpEd Svcs - 04/24	5/31/2024	5,882.00
34254	EMHS000--EMH Sports USA, Inc.	SpEd Svcs - 04/24	5/31/2024	10,130.00
34255	JUMP000--Jump and Schout Therapy	SpEd Svcs - 04/24	5/31/2024	3,282.50
34256	KIDS002--Kids in Motion Pediatric Therapy Inc.	SpEd Svcs - 04/24	5/31/2024	15,398.75
34257	PERF002--Perfect 10 Gymnastics	Enrichment Svcs - 01/24 - 02/24	5/31/2024	615.00
ACH	ADVA005--Advantage Flex T Corp	Advantage Flex	5/1/2024	8,832.76
ACH	3ELE000--3 Elements Lifestyle	Enrichment Svcs - 04/24 - 05/24	5/2/2024	180.00
ACH	5678000--A 5678 Dance	Enrichment Svcs - 12/23 - 04/24	5/2/2024	355.00
ACH	LOTT002--A Lotte Horses	Enrichment Svcs - 04/24 - 06/24	5/2/2024	22,869.30
ACH	TIME006--A Time for Dance	Enrichment Svcs - 04/24 - 05/24	5/2/2024	4,655.00
ACH	ATUT000--A+ Tutoring Inc.	Enrichment Svcs - 01/24	5/2/2024	140.00
ACH	ACTI002--Action Academy	Enrichment Svcs - 04/24	5/2/2024	5,123.78
ACH	AERI002--Aerial Gymnastics Club	Enrichment Svcs - 04/24 - 05/24	5/2/2024	3,776.15
ACH	KING009--Alana King	Reimb - Mileage - 02/02/24 - 02/29/24	5/2/2024	315.77
ACH	TRAC001--Alexandra Tracy	Enrichment Svcs - 04/24	5/2/2024	180.00
ACH	MOGG000--Alice Mogg	Enrichment Svcs - 04/24 - 05/24	5/2/2024	1,224.00
ACH	KORN000--Alyse Korn	Enrichment Svcs - 03/24 - 05/24	5/2/2024	3,630.00
ACH	AMER014--American Martial Arts Academy	Enrichment Svcs - 02/24 - 04/24	5/2/2024	1,020.00
ACH	MANC002--Amy Manchel	Enrichment Svcs - 04/24 - 05/24	5/2/2024	5,100.00
ACH	APPL004--Apple & Honey Film Corp	Enrichment Svcs - 03/24 - 05/24	5/2/2024	825.00
ACH	APPL002--Applied Music Studios	Enrichment Svcs - 04/24 - 06/24	5/2/2024	2,450.00
ACH	WORL004--Arlin N. Baymus	Enrichment Svcs - 03/24 - 04/24	5/2/2024	550.00
ACH	ARTA004--Art and Sol Fine Art Classes	Enrichment Svcs - 04/24	5/2/2024	298.00
ACH	ARTE001--Art Experience Studio LLC	Enrichment Svcs - 03/24 - 04/24	5/2/2024	210.00
ACH	ARTO000--Art of Problem Solving	School Supplies	5/2/2024	948.32
ACH	ARTZ000--Art Zone	Enrichment Svcs - 01/24 - 03/24	5/2/2024	352.00
ACH	ARVE000--Arvest Art Studio LLC	Enrichment Svcs - 03/24 - 05/24	5/2/2024	325.00
ACH	ASYL000--Asylum Athletics Club	Enrichment Svcs - 03/24	5/2/2024	178.00
ACH	ATGX000--ATG, Inc. DBA Urban Workshop	Enrichment Svcs - 04/24 - 05/24	5/2/2024	1,895.00
ACH	AYCL000--AYC LOGIC	Enrichment Svcs - 04/24 - 05/24	5/2/2024	960.00
ACH	AZER000--Azeroual Group LLC	Enrichment Svcs - 05/24	5/2/2024	432.00
ACH	BEHE000--Behere Inc.	Enrichment Svcs - 04/24 - 05/24	5/2/2024	333.00
ACH	ELEM004--Belinda Hill dba Elements of Ojai	Enrichment Svcs - 02/24	5/2/2024	700.00
ACH	BELL002--Bella Musique Academy of the Arts	Enrichment Svcs - 03/24 - 05/24	5/2/2024	1,100.00
ACH	BEYO002--Beyond the Toolbox LLC	Enrichment Svcs - 01/24 - 03/24	5/2/2024	1,870.00
ACH	BIOB000--BioBox Labs LLC	School Supplies - 3 Months	5/2/2024	246.96

**Blue Ridge Academy**  
**Check Register**  
**For the period ended May 31, 2024**

Check Number	Vendor Name	Transaction Description	Check Date	Check Amount
ACH	HARD000--Brendon Harden	Enrichment Svcs - 02/24 - 03/24	5/2/2024	180.00
ACH	BRIG009--Brighter Bees LLC	Enrichment Svcs - 01/24 - 02/24	5/2/2024	4,050.00
ACH	BRIL002--BRIL	Enrichment Svcs - 04/24 - 05/24	5/2/2024	2,004.00
ACH	BROO002--Brooklyn's Conservatory of Music	Enrichment Svcs - 03/24	5/2/2024	712.00
ACH	BRUD000--Brudda LLC	Enrichment Svcs - 04/24 - 05/24	5/2/2024	800.00
ACH	JONE010--Caid Jones	Enrichment Svcs - 04/24 - 06/24	5/2/2024	900.00
ACH	CALH000--Cal Heights Music	Enrichment Svcs - 04/24 - 05/24	5/2/2024	8,288.00
ACH	POOL001--California Aquatic Therapy & Wellness Center Inc	Enrichment Svcs - 04/24 - 05/24	5/2/2024	250.00
ACH	CALI031--California Cartwheel Center	Enrichment Svcs - 03/24 - 05/24	5/2/2024	603.00
ACH	CALI007--California Storm All Star Cheer INC	Enrichment Svcs - 04/24 - 06/24	5/2/2024	2,238.00
ACH	CAMA004--Camarillo Shotokan	Enrichment Svcs - 04/24 - 06/24	5/2/2024	747.00
ACH	CAMP009--Campus Basketball LLC	Enrichment Svcs - 04/24	5/2/2024	240.00
ACH	CAND000--Candice Coffee	Enrichment Svcs - 03/24	5/2/2024	160.00
ACH	CANV001--Canvas Brazilian Jiu Jitsu	Enrichment Svcs - 04/24 - 05/24	5/2/2024	800.00
ACH	ANGE000--Carlos Angeles	Enrichment Svcs - 03/24 - 05/24	5/2/2024	7,523.00
ACH	PHIL006--Carrie Phillips	Enrichment Svcs - 04/24 - 05/24	5/2/2024	1,800.00
ACH	CARR002--Catherine C. Rothenberger	Enrichment Svcs - 04/24 - 06/24	5/2/2024	800.00
ACH	CHAM006--Champions Services Inc	SpEd Svcs - 03/24	5/2/2024	46,461.25
ACH	HARJ000--Charissa Harjo	Enrichment Svcs - 03/24 - 05/24	5/2/2024	3,776.00
ACH	CHAR000--Charter Impact, LLC	Business Mgmt - 04/24	5/2/2024	127,388.00
ACH	CHIL008--Children's Music Academy	Enrichment Svcs - 04/24 - 05/24	5/2/2024	475.00
ACH	COAS005--Coast Music Conservatory Inc	Enrichment Svcs - 04/24 - 06/24	5/2/2024	2,000.00
ACH	COBR000--Cobrinha Brazilian Jiu Jitsu Redondo Beach Inc	Enrichment Svcs - 04/24 - 06/24	5/2/2024	868.00
ACH	SHAR001--Colleen Sharpe	Enrichment Svcs -	5/2/2024	1,200.00
ACH	COME000--Comedy Playground LLC	Enrichment Svcs - 04/24 - 05/24	5/2/2024	1,350.00
ACH	CORN003--Cornerstone Music Conservatory	Enrichment Svcs - 03/24	5/2/2024	1,035.00
ACH	CREA015--Create Complex Inc	Enrichment Svcs - 04/24 - 05/24	5/2/2024	486.00
ACH	CREA016--Create Meaningful Moments	Enrichment Svcs - 03/24 - 06/24	5/2/2024	4,046.00
ACH	CREO000--Creo Studio Inc.	Enrichment Svcs - 03/24 - 06/24	5/2/2024	1,700.00
ACH	SOLA002--Cristian Solano	Enrichment Svcs - 04/24	5/2/2024	1,000.00
ACH	CUIZ000--Cuizon Ballet Centre	Enrichment Svcs - 04/24 - 05/24	5/2/2024	636.00
ACH	CONE006--CVBJJA LLC	Enrichment Svcs - 04/24 - 06/24	5/2/2024	360.00
ACH	SMAL003--Cynthia Small	Enrichment Svcs - 04/24 - 05/24	5/2/2024	780.00
ACH	ROUS000--Dana Rouse	Enrichment Svcs - 03/24 - 04/24	5/2/2024	330.00
ACH	LONE000--Adus Daniele Lonero - XTMA	Enrichment Svcs - 04/24 - 06/24	5/2/2024	1,755.00
ACH	DAVE003--Dave Janssen's School of Music, LLC	Enrichment Svcs - 04/24 - 05/24	5/2/2024	1,675.00
ACH	DOLL002--Dollar Driving School	Enrichment Svcs - 04/24	5/2/2024	60.00
ACH	DRAG001--Dragon Han Martial Arts	Enrichment Svcs - 04/24 - 06/24	5/2/2024	435.00
ACH	EAT2000--eat2explore	School Supplies - 3 Month Subscription	5/2/2024	121.95
ACH	EDME000--Edmentum Inc	School Supplies	5/2/2024	2,660.00
ACH	ELIZ001--Elizabeth Zacharias Piano Studio	Enrichment Svcs - 04/24	5/2/2024	2,180.00
ACH	MATH078--Emile Endeavors Inc (dba Mathnasium)	Enrichment Svcs - 04/24	5/2/2024	1,457.66
ACH	MCAL000--Emma McAllister	CDWG Statement for the amount of \$61.29	5/2/2024	185.00
ACH	ENLI000--Enlightened Learning	Enrichment Svcs - 01/24 - 05/24	5/2/2024	4,309.25
ACH	EPST000--Epstein Entertainment	Enrichment Svcs - 03/24	5/2/2024	120.00
ACH	KOGA000--Eric Kogan	Enrichment Svcs - 04/24 - 06/24	5/2/2024	350.00
ACH	EROL000--Erolin 3D Martial Arts LLC	Enrichment Svcs - 04/24	5/2/2024	565.00
ACH	LARK000--Evangelia Larkin	Enrichment Svcs - 03/24 - 05/24	5/2/2024	1,662.00
ACH	KURT001--Evon Schaar Kurtz	Enrichment Svcs - 04/24 - 06/24	5/2/2024	600.00
ACH	FIGH000--Fight Foundation	Enrichment Svcs - 04/24	5/2/2024	230.00
ACH	FIRE006--Firestorm Galaxy	Enrichment Svcs - 03/24	5/2/2024	700.00
ACH	FITS000--FitSport Kinetics	Enrichment Svcs - 03/24 - 05/24	5/2/2024	1,189.00
ACH	G4GU000--G4 Guitar Schools Oxnard	Enrichment Svcs - 01/24 - 03/24	5/2/2024	300.00
ACH	GOLD007--Gold Coast Gymnastics	Enrichment Svcs - 04/24 - 05/24	5/2/2024	1,393.00
ACH	GRAC020--Graceful Minds LLC	Enrichment Svcs - 03/24 - 05/24	5/2/2024	300.00
ACH	GRAC022--Gracie Brazilian Jiu Jitsu LLC	Enrichment Svcs - 03/24 - 04/24	5/2/2024	216.00
ACH	GRAC016--Gracie Global LLC	Enrichment Svcs - 04/24	5/2/2024	1,890.00
ACH	GRAC021--Gracie Jiu-Jitsu Santa Clarita	Enrichment Svcs - 04/24 - 06/24	5/2/2024	1,530.00
ACH	RAMI004--Hector Ramirez Jr	Enrichment Svcs - 05/24 - 06/24	5/2/2024	1,690.00
ACH	HELP000--Helping Hands Kids Studio LLC	Enrichment Svcs - 04/24 - 05/24	5/2/2024	845.00
ACH	HIGH007--Higher Ground Skateboarding	Enrichment Svcs - 04/24 - 05/24	5/2/2024	1,080.00
ACH	HILL007--Hillcrest Ranch Inc.	Enrichment Svcs - 03/24	5/2/2024	180.00
ACH	NOBL000--Holly Noble	Enrichment Svcs - 04/24 - 05/24	5/2/2024	2,025.00
ACH	HOME006--Home School Coaches	Enrichment Svcs - 02/24 - 06/24	5/2/2024	27,923.94
ACH	HUCK001--Huckleberry Friend Productions	Enrichment Svcs - 03/24 - 05/24	5/2/2024	3,767.85
ACH	IGNI002--Ignite Martial Arts, Inc	Enrichment Svcs - 04/24 - 05/24	5/2/2024	500.00
ACH	INSP001--Inspyr Arts Education	Enrichment Svcs - 02/24 - 03/24	5/2/2024	1,180.00
ACH	INST001--Institute for Excellence in Writing	School Supplies	5/2/2024	573.82

**Blue Ridge Academy**  
**Check Register**  
**For the period ended May 31, 2024**

Check Number	Vendor Name	Transaction Description	Check Date	Check Amount
ACH	IRON000--Iron Fist	Enrichment Svcs - 01/24 - 04/24	5/2/2024	640.00
ACH	JALG000--Jacob Lusk	Enrichment Svcs - 04/24 - 06/24	5/2/2024	420.00
ACH	DURA001--James Duran	Enrichment Svcs - 04/24 - 06/24	5/2/2024	360.00
ACH	JAMM000--Jammin' Music	Enrichment Svcs - 04/24 - 06/24	5/2/2024	1,600.00
ACH	MIDE000--Jennifer A. Molin	Enrichment Svcs - 04/24	5/2/2024	360.00
ACH	GREE012--Jessica Greenly	Enrichment Svcs - 03/24 - 04/24	5/2/2024	160.00
ACH	BILL000--Joyce Billman	Enrichment Svcs - 03/20 - 05/24	5/2/2024	720.00
ACH	JUST006--Justine Sherman & Associates Inc	SpEd Svcs - 03/24	5/2/2024	7,990.00
ACH	JYIF000--JYL Fearn - Embark Education	Enrichment Svcs - 03/24 - 05/24	5/2/2024	6,050.00
ACH	KANO001--Kantor Driving School, Inc.	Enrichment Svcs - 02/24	5/2/2024	46.99
ACH	WHIS001--Katelyn Stahl	Enrichment Svcs - 03/24 - 05/24	5/2/2024	1,316.00
ACH	KATE001--Kateri Forest Academy	Enrichment Svcs - 04/24	5/2/2024	1,372.50
ACH	MAND001--Katherine Mandel	Enrichment Svcs - 04/24 - 05/24	5/2/2024	292.00
ACH	MISS010--Kathleen Crady	Enrichment Svcs - 03/24 - 04/24	5/2/2024	187.50
ACH	KHAC000--Khachatryan Tennis Academy	Enrichment Svcs - 01/24 - 05/24	5/2/2024	13,580.00
ACH	KIDS009--Kids Connections Developmental Therapy Center	SpEd Svcs - 03/24	5/2/2024	6,041.50
ACH	KING011--Kingi Ohana House	Enrichment Svcs - 04/24 - 06/24	5/2/2024	900.00
ACH	GRAH0002--Korene Graham	Enrichment Svcs - 04/24 - 05/24	5/2/2024	5,800.00
ACH	KUKK000--Kukkido Martial Arts Studio	Enrichment Svcs - 04/24 - 06/24	5/2/2024	750.00
ACH	KUM0002--Kumon Math and Reading of Palmdale	Enrichment Svcs - 12/23 - 03/24	5/2/2024	2,720.00
ACH	LAMU000--LA Music Lessons	Enrichment Svcs - 02/24 - 05/24	5/2/2024	1,800.00
ACH	LANG011--LanguageBird	Enrichment Svcs	5/2/2024	1,449.00
ACH	LYRA000--Laura Lyman Grote	Enrichment Svcs - 04/24	5/2/2024	600.00
ACH	LAVI000--LaVine Equestrian	Enrichment Svcs - 03/24 - 04/24	5/2/2024	410.00
ACH	LEAR001--Learn Beyond the Book, Inc.	Enrichment Svcs - 03/24 - 05/24	5/2/2024	17,261.47
ACH	LEGA007--Legacy Glendale BJJ LLC	Enrichment Svcs - 04/24 - 05/24	5/2/2024	1,084.00
ACH	WAGN001--Leonora K. Wanger	Enrichment Svcs - 03/24	5/2/2024	325.00
ACH	LION001--Lion's Tae Kwon Do Academy Inc	Enrichment Svcs - 02/24 - 03/24	5/2/2024	438.00
ACH	LITT000--Little Passports	School Supplies	5/2/2024	447.71
ACH	LONG003--Long Beach Rising	Enrichment Svcs - 02/24 - 04/24	5/2/2024	765.00
ACH	LONG002--Long Beach School of Music	Enrichment Svcs - 02/24 - 04/24	5/2/2024	1,340.00
ACH	M2MG000--M2M Glendale Inc	Enrichment Svcs - 03/24 - 04/24	5/2/2024	3,310.00
ACH	MAKE002--Maker Studio	Enrichment Svcs - 01/24	5/2/2024	507.00
ACH	PERR001--Mallory Perry	Enrichment Svcs - 04/24 - 05/24	5/2/2024	350.00
ACH	DESM000--Martha Desmond	Enrichment Svcs - 02/24 - 05/24	5/2/2024	5,617.00
ACH	CONV000--Mary Converse	Enrichment Svcs - 04/24 - 06/24	5/2/2024	1,200.00
ACH	TAKA001--Masami Takahata	Enrichment Svcs - 04/24 - 06/24	5/2/2024	630.00
ACH	BROU000--Mathieu Brousseau	Enrichment Svcs - 03/24 - 04/24	5/2/2024	315.00
ACH	MATH043--Mathnasium	Enrichment Svcs - 04/24 - 06/24	5/2/2024	1,036.50
ACH	MATH079--Mathnasium of Torrance	Enrichment Svcs - 03/24	5/2/2024	890.00
ACH	MCCL001--McClure & Co	Enrichment Svcs - 03/24 - 05/24	5/2/2024	3,120.00
ACH	MEGA000--Megan Litz Private Tutoring	Enrichment Svcs - 04/24 - 06/24	5/2/2024	600.00
ACH	MELS000--MEL Science U. S., LLC	School Supplies	5/2/2024	328.39
ACH	DIWA000--Melissa J Diwa Enterprises	Enrichment Svcs - 02/24 - 04/24	5/2/2024	1,428.00
ACH	MIAP000--Miaplaza Inc.	License - 3 months	5/2/2024	108.00
ACH	BURGO02--Michael Burgett	Enrichment Svcs - 04/24 - 06/24	5/2/2024	435.00
ACH	WHIT014--Michelle Whitesides	Enrichment Svcs - 04/24 - 05/24	5/2/2024	300.00
ACH	MISS003--Miss Bee's Tutoring Inc.	Enrichment Svcs - 04/24 - 05/24	5/2/2024	1,310.00
ACH	MODE003--Modest Fly Art	Enrichment Svcs - 01/24 - 03/24	5/2/2024	1,650.00
ACH	MRDM000--Mr. D Math, LLC	CAASPP Test Prep	5/2/2024	81,000.00
ACH	MTKG000--MTKG Inc.	Enrichment Svcs - 03/24	5/2/2024	200.00
ACH	MUSI024--Music Box	Enrichment Svcs - 04/24 - 05/24	5/2/2024	1,440.00
ACH	ROCK018--Music Freqs	Enrichment Svcs - 04/24	5/2/2024	7,361.32
ACH	GOOD001--Nadine Goodwin	Enrichment Svcs - 05/24	5/2/2024	87.50
ACH	SANC002--Nancy's Spanish Creative, LLC	Enrichment Svcs - 04/24 - 05/24	5/2/2024	1,600.00
ACH	NEWFO01--New Form Training LLC	Enrichment Svcs - 02/24 - 03/24	5/2/2024	3,225.00
ACH	NIHA000--Ni Hao Chinese	Enrichment Svcs - 04/24	5/2/2024	699.21
ACH	LACO002--Nicola Iacovetti	Enrichment Svcs - 03/24 - 05/24	5/2/2024	1,260.00
ACH	NORT012--North Valley Aikikai	Enrichment Svcs - 04/24	5/2/2024	500.00
ACH	NUES000--Nuestra Escuela Spanish Academy	Enrichment Svcs - 03/24 - 05/24	5/2/2024	1,579.30
ACH	OASI000--Oasis Aquatics, Inc.	Enrichment Svcs - 04/24 - 05/24	5/2/2024	270.00
ACH	ONES000--One Spark Academy	Enrichment Svcs - 04/24 - 05/24	5/2/2024	220.00
ACH	OPAV000--Opava Eventing	Enrichment Svcs - 03/24 - 05/24	5/2/2024	1,700.00
ACH	OPEN003--Open Lid Piano Studio	Enrichment Svcs - 01/24 - 02/24	5/2/2024	2,200.00
ACH	CHAR022--Orion Technology Group dba Charter Tech Service	Apple Pencil(10)	5/2/2024	41,970.61
ACH	OXFO000--Oxford Consulting Services, Inc.	SpEd Svcs - 03/24	5/2/2024	412.50
ACH	POWE007--P.O.W.E.R. Training LLC	Enrichment Svcs - 04/24 - 06/24	5/2/2024	1,120.00
ACH	LAMP003--Pamela Lam	Enrichment Svcs - 04/24 - 06/24	5/2/2024	696.00

**Blue Ridge Academy**  
**Check Register**  
**For the period ended May 31, 2024**

Check Number	Vendor Name	Transaction Description	Check Date	Check Amount
ACH	SPEA002--Pasadena Kenpo LLC DBA Jeff Speakman's Kenpo	Enrichment Svcs - 03/24 - 06/24	5/2/2024	2,970.00
ACH	RAMI003--Paula Ramirez	Enrichment Svcs - 03/24	5/2/2024	360.00
ACH	PETE005--Peterson Grapplers Inc	Enrichment Svcs - 04/24	5/2/2024	2,905.00
ACH	CARL003--Philipp Florin	Enrichment Svcs - 04/24 - 06/24	5/2/2024	2,380.00
ACH	PIAN002--Piano Play Music Systems Inc	Enrichment Svcs - 01/24 - 03/24	5/2/2024	984.00
ACH	POWE008--Power of One Self Defense Institute	Enrichment Svcs - 04/24 - 06/24	5/2/2024	1,781.00
ACH	PRAD001--Prado Music Academy LLC	Enrichment Svcs - 04/24	5/2/2024	2,366.27
ACH	RAFF000--Raffia Music Studio	Enrichment Svcs - 03/24 - 05/24	5/2/2024	1,120.00
ACH	REDH000--Red Hat Cowgirl	Enrichment Svcs - 04/24	5/2/2024	1,280.00
ACH	ROLL002--Rolling Robots Inc	Enrichment Svcs - 04/24	5/2/2024	637.00
ACH	AGGA000--Ron Aggabao	Enrichment Svcs - 04/24 - 06/24	5/2/2024	2,610.00
ACH	ROND000--Rondo Music School LLC dba Hollywood Academ	Enrichment Svcs - 02/24	5/2/2024	159.00
ACH	ROSE010--Rosetta Stone LLC	School Supplies	5/2/2024	11,950.00
ACH	ROYA001--Royal Swim Team Inc.	Enrichment Svcs - 04/24- 06/30/24	5/2/2024	900.00
ACH	SANP002--San Pedro Ballet School	Enrichment Svcs - 05/24 - 06/24	5/2/2024	220.00
ACH	SAVA002--Savage Learning Environment	Enrichment Svcs - 02/24	5/2/2024	782.90
ACH	SCHO000--School Pathways, LLC	Annual Subscription - 04/01/24 - 03/31/24	5/2/2024	1,000.00
ACH	SERE000--Serendipity Dance Co	Enrichment Svcs - 04/24 - 06/24	5/2/2024	262.50
ACH	MOVI003--Sergio Movilla	Enrichment Svcs - 04/24 - 05/24	5/2/2024	1,420.00
ACH	SHAK004--Shakespeare Kids	Enrichment Svcs - 02/24 - 05/24	5/2/2024	1,864.00
ACH	SIER002--Sierra Madre Dance Center	Enrichment Svcs - 04/24 - 05/24	5/2/2024	212.10
ACH	SIMI001--Simi Valley Jiu Jitsu LLC	Enrichment Svcs - 04/24 - 05/24	5/2/2024	2,841.69
ACH	SING003--Sing Language Foundation	Enrichment Svcs - 03/24 - 04/24	5/2/2024	1,000.00
ACH	SKAT005--Skate Sessions - Jamonn Roberts	Enrichment Svcs - 04/24 - 06/24	5/2/2024	770.00
ACH	SOCA013--SoCal Jiu Jitsu & Self Defense	Enrichment Svcs - 04/24	5/2/2024	585.00
ACH	SOUT022--South Bay Aquatics Inc	Enrichment Svcs - 05/24 - 06/24	5/2/2024	2,281.25
ACH	SOUT019--South Bay Art Department	Enrichment Svcs - 01/24 - 02/24	5/2/2024	460.00
ACH	SOUT024--South Bay Artist Studio	Enrichment Svcs - 03/24	5/2/2024	125.00
ACH	SOUT009--South Bay Cheer 360	Enrichment Svcs - 04/24 - 06/24	5/2/2024	710.00
ACH	STIT000--StitchSpace LA	Enrichment Svcs - 03/24	5/2/2024	95.00
ACH	STUD015--StudyBuddy Homeschool Consulting & Education	Enrichment Svcs - 04/24 - 06/24	5/2/2024	525.00
ACH	SUCC002--Success Tutoring	Enrichment Svcs - 03/24 - 06/24	5/2/2024	862.50
ACH	SUMM006--Summit Enrichment Academy	Enrichment Svcs - 04/24 - 05/24	5/2/2024	4,991.58
ACH	SUNS003--Sunsational Swim School	Enrichment Svcs - 03/24 - 06/24	5/2/2024	1,195.92
ACH	SYLV009--Sylvia's Design Studio	Enrichment Svcs - 04/24 - 06/24	5/2/2024	1,853.00
ACH	TARZ000--Tarzana Jiu Jitsu LLC	Enrichment Svcs - 04/24 - 05/24	5/2/2024	496.00
ACH	ARTE004--The Arterie	Enrichment Svcs - 04/24 - 05/24	5/2/2024	350.00
ACH	BEND001--The Bending Willow Academy	Enrichment Svcs - 04/24 - 05/24	5/2/2024	2,923.74
ACH	COLB000--The Colburn School	Enrichment Svcs - 04/24 - 06/24	5/2/2024	1,873.00
ACH	CREA011--The Creativity Land	Enrichment Svcs - 03/24 - 05/24	5/2/2024	2,909.00
ACH	DANC009--The Dance Company	Enrichment Svcs - 04/24 - 06/24	5/2/2024	1,050.00
ACH	DANC031--The Dance School LA LLC	Enrichment Svcs - 02/24	5/2/2024	206.00
ACH	PASA006--The Pasadena Humane Society	Enrichment Svcs - 04/24	5/2/2024	215.00
ACH	BYRO000--Thomas C Byron	Enrichment Svcs - 04/24	5/2/2024	35.00
ACH	THRE000--Threefold Village Corporation	Enrichment Svcs - 08/23 - 06/24	5/2/2024	41,686.60
ACH	TIME002--Time4Learning	Subscription (92)	5/2/2024	1,969.76
ACH	TINY000--Tiny Seeds Academy	Enrichment Svcs - 04/24 - 06/24	5/2/2024	3,100.00
ACH	TRAD0000--Traditional Equitation School	Enrichment Svcs - 02/24 - 05/24	5/2/2024	4,339.50
ACH	MARS002--Triton Gym	Enrichment Svcs - 03/24 - 04/24	5/2/2024	900.00
ACH	TRUE000--True Note Music, LLC	Enrichment Svcs - 03/24	5/2/2024	1,350.00
ACH	TUTO010--Tutorloo, Inc, dba Mathnasium of Long Beach Los	Enrichment Svcs - 04/24	5/2/2024	82.00
ACH	CARL001--Tyler Carlisle	Enrichment Svcs - 02/24 - 06/24	5/2/2024	3,656.00
ACH	ULTR000--Ultra Jiu Jitsu Academy	Enrichment Svcs - 04/24 - 06/24	5/2/2024	480.00
ACH	VENT007--Ventura County Music Academy	Enrichment Svcs - 01/24 - 06/24	5/2/2024	5,000.00
ACH	VENT006--Ventura Makos Surf Camp, Inc.	Enrichment Svcs - 03/24 - 04/24	5/2/2024	4,090.00
ACH	MEYE000--Vinita Meyers	Enrichment Svcs - 05/24 - 06/24	5/2/2024	1,309.00
ACH	KALE001--Virginia Kalergis	Enrichment Svcs - 04/24 - 05/24	5/2/2024	1,200.00
ACH	WATE010--Waterfront Education	Enrichment Svcs - 02/24 - 04/24	5/2/2024	1,211.50
ACH	WATE001--Watersafe Swim School	Enrichment Svcs - 03/24 - 05/24	5/2/2024	5,603.43
ACH	WHOL001--Whole Child Therapy Inc.	SpEd Svcs - 03/24	5/2/2024	5,775.00
ACH	WOND002--Wonder Crate	Enrichment Svcs - 04/24 - 06/24	5/2/2024	109.90
ACH	CORT003--Yolanda A. Cortenbach	Enrichment Svcs - 01/24 - 03/24	5/2/2024	2,080.00
ACH	KUMO034--Kumon Math and Reading Center - Northridge	Enrichment Svcs - 04/24 - 05/24	5/2/2024	1,680.00
ACH	CREA011--The Creativity Land	Enrichment Svcs - 3/24 - remaining balance	5/3/2024	248.00
ACH	GLEN002--Glendora Employment Agency Inc	Substitute Svcs - WK Ending 04/21/24	5/6/2024	6,007.04
ACH	SING003--Sing Language Foundation	Enrichment Svcs - 03/24 - 04/24	5/8/2024	3,000.00
ACH	SYLV026--Sylvan Learning Center Downey	Enrichment Svcs - 02/24 - 05/24	5/8/2024	654.50
ACH	NATI004--Nationwide Trust Contributions	NW Trust	5/9/2024	124,441.28

**Blue Ridge Academy**  
**Check Register**  
**For the period ended May 31, 2024**

Check Number	Vendor Name	Transaction Description	Check Date	Check Amount
ACH	EXPE003--ExpertPay	Child Support	5/9/2024	1,389.00
ACH	INOV000--Inova	State Tax Payment	5/9/2024	226,451.06
ACH	CRES003--Crescendo Performing Arts Academy	Enrichment Svcs - 03/24	5/14/2024	1,478.00
ACH	LOST001--Lost Code, Inc	Enrichment Svcs - 04/24 - 05/24	5/14/2024	1,701.50
ACH	PASA006--The Pasadena Humane Society	Enrichment Svcs - 05/24	5/14/2024	446.27
ACH	THOM011--Karen Thompson	Enrichment Svcs - 03/24	5/14/2024	2,280.00
ACH	MATH011--Mathnasium	Enrichment Svcs - 03/24 - 04/24	5/14/2024	1,123.02
ACH	OXFO000--Oxford Consulting Services, Inc.	SpEd Svcs - 03/24	5/14/2024	4,300.81
ACH	LOGI001--Logic BJJ Glendora, LLC	Enrichment Svcs - 04/24	5/14/2024	270.00
ACH	ENCO001--Encore Dance Studio	Enrichment Svcs - 02/24	5/14/2024	85.00
ACH	ATUT000--A+ Tutoring Inc.	Enrichment Svcs - 01/24 - 03/24	5/14/2024	1,615.00
ACH	COLO004--Deanna Colon	Enrichment Svcs - 04/24 - 05/24	5/14/2024	2,350.00
ACH	MIAP000--Miaplaza Inc.	License - 3 months	5/14/2024	324.00
ACH	CHIL009--Children's Forest School	Enrichment Svcs - 04/24 - 06/24	5/14/2024	900.00
ACH	LOFT000--The LOFT	Enrichment Svcs - 03/24 - 06/24	5/14/2024	6,093.33
ACH	MUSI030--Musicking Time	Enrichment Svcs - 04/24 - 06/24	5/14/2024	996.00
ACH	MONK000--Monka Soccer Academy Inc.	Enrichment Svcs - 03/24 - 06/24	5/14/2024	1,509.05
ACH	DAVE003--Dave Janssen's School of Music, LLC	Enrichment Svcs - 04/24 - 06/24	5/14/2024	1,080.00
ACH	WEBR000--WeBreak Dance Hip-Hop Company	Enrichment Svcs - 04/24 - 05/24	5/14/2024	200.00
ACH	KING011--Kingi Ohana House	Enrichment Svcs - 03/24 - 04/24	5/14/2024	1,200.00
ACH	VENT004--Ventura Land Trust	Enrichment Svcs - 01/24 - 03/24	5/14/2024	1,537.50
ACH	URBA003--Urban Youth Park LLC	Enrichment Svcs - 03/24 - 06/24	5/14/2024	7,589.50
ACH	CONE006--CVBJJA LLC	Enrichment Svcs - 04/24 - 06/24	5/14/2024	660.00
ACH	NOLI002--No Limits Sports	Enrichment Svcs - 02/24 - 03/24	5/14/2024	920.00
ACH	ELIZ001--Elizabeth Zacharias Piano Studio	Enrichment Svcs - 11/23 - 12/23	5/14/2024	865.00
ACH	CHAR022--Orion Technology Group dba Charter Tech Service	Apple pencil (18)	5/14/2024	62,830.19
ACH	SKYM000--Sky Martial Arts LA Inc	Enrichment Svcs - 04/24 - 05/24	5/14/2024	3,000.00
ACH	SMAL003--Cynthia Small	Enrichment Svcs - 03/24 - 04/24	5/14/2024	520.00
ACH	ACOR003--Acorns & Arrows Inc.	Enrichment Svcs - 04/24 - 05/24	5/14/2024	1,980.00
ACH	AZGM000--AZG Music School	Enrichment Svcs - 03/24 - 04/24	5/14/2024	440.00
ACH	ITAL000--Fondazione Italia	Enrichment Svcs - 03/24 - 05/24	5/14/2024	400.00
ACH	SOUT022--South Bay Aquatics Inc	Enrichment Svcs - 04/24 - 05/24	5/14/2024	3,235.00
ACH	COUL000--Could It Be Dyslexia Inc	Enrichment Svcs - 03/24 - 05/24	5/14/2024	2,760.00
ACH	MAND001--Katherine Mandel	Enrichment Svcs - 04/24 - 05/24	5/14/2024	114.50
ACH	POWE007--P.O.W.E.R. Training LLC	Enrichment Svcs - 02/24 - 03/24	5/14/2024	400.00
ACH	KUKK000--Kukido Martial Arts Studio	Enrichment Svcs	5/14/2024	440.00
ACH	SOCA017--Southern California Youth Sports Solutions	Enrichment Svcs - 03/24	5/14/2024	115.00
ACH	JALG000--Jacob Lusk	Enrichment Svcs	5/14/2024	60.00
ACH	SEAS002--Seaside Therapy Inc.	SpEd Svcs - 03/24	5/14/2024	14,726.25
ACH	SOUT018--Southern California Dance Academy	Enrichment Svcs - 04/24	5/14/2024	104.00
ACH	WATE001--Watersafe Swim School	Enrichment Svcs - 12/23 - 04/24	5/14/2024	1,185.00
ACH	MANC002--Amy Manchel	Enrichment Svcs - 04/24 - 05/24	5/14/2024	2,385.00
ACH	MATH046--Mathnasium of Burbank	Enrichment Svcs - 02/24 - 03/24	5/14/2024	600.00
ACH	MCCL001--McClure & Co	Enrichment Svcs - 03/24 - 05/24	5/14/2024	3,533.00
ACH	MORE008--Raquel Moreno	Enrichment Svcs - 04/24 - 05/24	5/14/2024	375.00
ACH	NORT012--North Valley Aikikai	Enrichment Svcs - 05/24 - 06/24	5/14/2024	250.00
ACH	REDH000--Red Hat Cowgirl	Enrichment Svcs - 03/24	5/14/2024	1,810.00
ACH	SISA000--SIS Athletics	Enrichment Svcs - 04/24	5/14/2024	700.00
ACH	ACAD014--Academy of Dance Westlake Village	Enrichment Svcs - 02/24 - 03/24	5/14/2024	140.00
ACH	AERI000--The Aerial Studio, LLC	Enrichment Svcs - 04/24	5/14/2024	3,097.00
ACH	BONF001--Bonfield Farm	Enrichment Svcs - 03/24 - 05/24	5/14/2024	1,425.00
ACH	TREE001--Tree Ranch School LLC	Enrichment Svcs - 04/24 - 06/24	5/14/2024	960.00
ACH	TRUE000--True Note Music, LLC	Enrichment Svcs - 03/24 - 04/24	5/14/2024	600.00
ACH	LUXX000--YaPing Lu	Enrichment Svcs - 05/24 - 06/24	5/14/2024	480.00
ACH	SIMI001--Simi Valley Jiu Jitsu LLC	Enrichment Svcs - 04/24 - 06/24	5/14/2024	600.00
ACH	LEEX008--Max Lee Music	Enrichment Svcs - 04/24 - 05/24	5/14/2024	420.00
ACH	SOUN002--SoundCheck Music School	Enrichment Svcs - 04/24	5/14/2024	1,009.80
ACH	CENT022--Central Music	Enrichment Svcs - 04/24	5/14/2024	400.00
ACH	SUMM006--Summit Enrichment Academy	Enrichment Svcs - 04/24 - 05/24	5/14/2024	2,772.94
ACH	TERR004--Nancy Contreras Terry	Enrichment Svcs - 02/24 - 04/24	5/14/2024	935.00
ACH	HEAR008--The H.E. Through the Arts Inc	Enrichment Svcs - 01/24 - 03/24	5/14/2024	1,050.00
ACH	BEYO002--Beyond the Toolbox LLC	Enrichment Svcs - 02/24 - 03/24	5/14/2024	2,460.00
ACH	TRUM000--Kelly Trump	Enrichment Svcs - 04/24 - 06/24	5/14/2024	1,250.00
ACH	MATH078--Emile Endeavors Inc (dba Mathnasium)	Enrichment Svcs - 04/24 - 05/24	5/14/2024	1,276.00
ACH	GOLD011--Behnam Kanani	Enrichment Svcs - 03/24 - 05/24	5/14/2024	1,755.00
ACH	ARTZ000--Art Zone	Enrichment Svcs - 01/24	5/14/2024	281.20
ACH	BROO001--Brood 9 Martial Arts	Enrichment Svcs - 05/24 - 06/24	5/14/2024	200.00
ACH	EROL000--Erolin 3D Martial Arts LLC	Enrichment Svcs - 04/24 - 06/24	5/14/2024	540.00



**Blue Ridge Academy**  
**Check Register**  
**For the period ended May 31, 2024**

Check Number	Vendor Name	Transaction Description	Check Date	Check Amount
ACH	SCHO026--Schoolhouse Discoveries LLC	Shipping	5/14/2024	385.15
ACH	NEUT000--Neutral Grounds JiuJitsu Academy	Enrichment Svcs - 12/23 - 03/24	5/14/2024	1,284.00
ACH	LIGH009--Lighthouse Therapy School Services Inc	SpEd Svcs - 03/24	5/14/2024	74,723.96
ACH	WERO003--We Rock the Spectrum Kids Gym - Downey	Enrichment Svcs - 04/24 - 06/24	5/14/2024	480.00
ACH	EAT2000--eat2explore	School Supplies	5/14/2024	603.35
ACH	EREF000--Ereflect Pty Ltd	License	5/14/2024	67.00
ACH	MADD002--Mad Dog Math	School Supplies	5/14/2024	116.46
ACH	MELB000--Mel Booker Music	Enrichment Svcs - 01/24 - 03/24	5/14/2024	5,212.50
ACH	OWLC000--Owlcrate Enterprises Inc.	School Supplies	5/14/2024	28.93
ACH	TIME006--A Time for Dance	Enrichment Svcs - 04/24 - 05/24	5/14/2024	1,075.00
ACH	HUCK001--Huckleberry Friend Productions	Enrichment Svcs - 04/24 - 05/24	5/14/2024	700.00
ACH	CREA011--The Creativity Land	Enrichment Svcs - 04/24 - 06/24	5/14/2024	375.00
ACH	SCHL000--Ellen Schloff	Enrichment Svcs - 01/24 - 04/24	5/14/2024	480.00
ACH	ZULT004--Z- Ultimate Defense Studios - Westwood	Enrichment Svcs - 04/24 - 05/24	5/14/2024	1,447.50
ACH	SANC002--Nancy's Spanish Creative, LLC	Enrichment Svcs - 04/24 - 05/24	5/14/2024	500.00
ACH	CREO000--Creo Studio Inc.	Enrichment Svcs - 04/24 - 05/24	5/14/2024	1,800.00
ACH	SVSI000--SVS Inc	Enrichment Svcs - 04/24 - 06/24	5/14/2024	1,034.00
ACH	KATE001--Kateri Forest Academy	Enrichment Svcs - 04/24 - 05/24	5/14/2024	720.00
ACH	B2GS000--B2G Sports	Enrichment Svcs - 04/24 - 05/24	5/14/2024	1,000.00
ACH	COWA001--Bethany Cowan	Enrichment Svcs - 04/24 - 05/24	5/14/2024	900.00
ACH	HANX000--Hyun Jung Han	Enrichment Svcs - 04/24 - 06/24	5/14/2024	620.00
ACH	MAYI000--Mayid Martial Arts Inc	Enrichment Svcs - 05/24 - 06/24	5/14/2024	382.00
ACH	WEST022--West Coast Sports and Fitness Center	Enrichment Svcs - 04/24 - 06/24	5/14/2024	924.50
ACH	ZOLF000--Nicole Zolfo	Board Meeting Stipend - 04/23/24	5/14/2024	200.00
ACH	GYMN003--Gymnastics Olympica USA, Inc.	Enrichment Svcs - 04/24	5/14/2024	320.00
ACH	HAYN003--Haynes Family of Programs	SpEd Svcs - 03/24	5/14/2024	8,992.50
ACH	HIGH007--Higher Ground Skateboarding	Enrichment Svcs - 04/24 - 05/24	5/14/2024	600.00
ACH	IGNI002--Ignite Martial Arts, Inc	Enrichment Svcs - 04/24 - 06/24	5/14/2024	1,300.00
ACH	INSP010--Inspire Martial Arts & Fitness Inc	Enrichment Svcs - 04/24 - 05/24	5/14/2024	189.00
ACH	KALO000--Kalos Sthenos Fitness	Enrichment Svcs - 04/24 - 05/24	5/14/2024	850.00
ACH	MONA002--Monarchs Gymnastics	Enrichment Svcs - 04/24 - 06/24	5/14/2024	1,691.55
ACH	NEOP008--Arlene Nelson	Board Meeting Stipend - 04/09/24 - 04/23/24	5/14/2024	400.00
ACH	ROCK018--Music Freqs	Enrichment Svcs - 04/24 - 06/24	5/14/2024	360.00
ACH	STEM004--STEMbassadors Inc	Enrichment Svcs - 02/24 - 04/24	5/14/2024	300.00
ACH	WATE006--Marietta Waters Pinnick	Enrichment Svcs - 05/24	5/14/2024	220.00
ACH	ARTS015--The Artsy Backyard	Enrichment Svcs - 04/24 - 05/24	5/14/2024	1,250.00
ACH	AUDI004--Audio Alchemists LLC	Enrichment Svcs - 03/24 - 04/24	5/14/2024	120.00
ACH	CARR002--Catherine C. Rothenberger	Enrichment Svcs - 04/24 - 06/24	5/14/2024	720.00
ACH	DIWA000--Melissa J Diwa Enterprises	Enrichment Svcs - 04//24	5/14/2024	90.00
ACH	DURA002--Sandra M. Duran Sanchez	Enrichment Svcs - 02/24 - 04/24	5/14/2024	877.50
ACH	FREA000--Margaret Freaney	Enrichment Svcs - 02/24 - 03/24	5/14/2024	1,708.59
ACH	YOUN014--Young Actors Academy of Performing Arts	Enrichment Svcs - 04/24	5/14/2024	190.00
ACH	FARM000--Farmers Only Inc dba The Farm SCV	Enrichment Svcs - 04/24 - 06/24	5/14/2024	3,400.00
ACH	INST001--Institute for Excellence in Writing	School Supplies	5/14/2024	117.44
ACH	KNUC000--KnuckleHeadz Boxing Inc	Enrichment Svcs - 04/24	5/14/2024	80.00
ACH	MISS003--Miss Bee's Tutoring Inc.	Enrichment Svcs - 04/24 - 05/24	5/14/2024	1,040.00
ACH	MISS010--Kathleen Crady	Enrichment Svcs - 04/24 - 05/24	5/14/2024	375.00
ACH	RING000--RingCentral Inc.	Communication Svcs - 04/01/24 - 05/22/24	5/14/2024	14,335.25
ACH	ROLL002--Rolling Robots Inc	Enrichment Svcs - 04/24	5/14/2024	249.00
ACH	SURF001--surfclass.com	Enrichment Svcs - 04/24 - 05/24	5/14/2024	780.00
ACH	ARTO000--Art of Problem Solving	School Supplies	5/14/2024	59.11
ACH	CARA000--Carapace Dance and Arts Center LLC	Enrichment Svcs - 03/24 - 06/24	5/14/2024	600.00
ACH	CRAN001--Lance Crane	Enrichment Svcs - 4/24 - 05/24	5/14/2024	2,140.00
ACH	GOTT002--Gotta Dance Academy	Enrichment Svcs - 04/24 - 06/24	5/14/2024	810.00
ACH	HARJ000--Charissa Harjo	Enrichment Svcs - 04/24 - 06/24	5/14/2024	2,120.00
ACH	DANC017--Dance Creations	Enrichment Svcs - 03/24 - 05/24	5/14/2024	6,085.98
ACH	MARS002--Triton Gym	Enrichment Svcs - 11/23 - 06/24	5/14/2024	2,067.00
ACH	MELO002--Luciana Melo	Enrichment Svcs - 04/24	5/14/2024	150.00
ACH	ROUS000--Dana Rouse	Enrichment Svcs - 04/24	5/14/2024	165.00
ACH	STAT001--Taylor Statham	Enrichment Svcs - 03/24 - 06/24	5/14/2024	1,065.00
ACH	AYCL000--AYC LOGIC	Enrichment Svcs - 05/24	5/14/2024	120.00
ACH	BROA000--Broadway Gymnastics School, Inc	Enrichment Svcs - 04/24	5/14/2024	6,997.35
ACH	CALI031--California Cartwheel Center	Enrichment Svcs - 04/24 - 06/24	5/14/2024	380.00
ACH	CHAR000--Charter Impact, LLC	Quarter 1 2024 Tax Return	5/14/2024	40.00
ACH	CLAR001--Claremont Community School of Music	Enrichment Svcs - 04/24 - 05/24	5/14/2024	2,411.00
ACH	LOTT002--A Lotte Horses	Enrichment Svcs - 04/24 - 06/24	5/14/2024	4,485.00
ACH	GILC000--Gilchrist Farm	Enrichment Svcs - 03/24 - 06/24	5/14/2024	11,530.00
ACH	DANC004--Dancin' in Acton	Enrichment Svcs - 04/24 - 05/24	5/14/2024	625.00

**Blue Ridge Academy**  
**Check Register**  
**For the period ended May 31, 2024**

Check Number	Vendor Name	Transaction Description	Check Date	Check Amount
ACH	DOLL002--Dollar Driving School	Enrichment Svcs - 04/24 - 06/24	5/14/2024	1,132.00
ACH	KUM0034--Kumon Math and Reading Center - Northridge	Enrichment Svcs - 02/24 - 05/24	5/14/2024	1,140.00
ACH	AMAZ000--Amazon Capital Services	School Supplies	5/14/2024	10,808.36
ACH	AMAZ000--Amazon Capital Services	School Supplies	5/14/2024	101,709.82
ACH	DURA001--James Duran	Enrichment Svcs - 03/24 - 04/24	5/14/2024	245.00
ACH	ADVA005--Advantage Flex T Corp	Advantage Flex	5/14/2024	9,021.09
ACH	DIVV000--Divvy Credit One LLC	Divvy Pmt	5/15/2024	321,357.84
ACH	OWLC000--Owlcrate Enterprises Inc.	School Supplies - 6months	5/17/2024	1,031.56
ACH	TIME006--A Time for Dance	Enrichment Svcs - 05/24 - 06/24	5/17/2024	1,860.00
ACH	ATOZ000--A to Z Soccer Academy	Enrichment Svcs - 05/24 - 06/24	5/17/2024	320.00
ACH	APLUS001--A+ In Home Tutors	Enrichment Svcs - 04/24 - 05/24	5/17/2024	1,120.00
ACH	ACAD014--Academy of Dance Westlake Village	Enrichment Svcs - 06/24	5/17/2024	220.00
ACH	ACAD012--Academy of Music Performance and Education	Enrichment Svcs - 04/24	5/17/2024	1,945.00
ACH	ACTI002--Action Academy	Enrichment Svcs - 04/24	5/17/2024	6,565.60
ACH	ADAM001--Adam Leventhal Memorial School & Museum	Enrichment Svcs - 04/24	5/17/2024	175.00
ACH	AERI002--Aerial Gymnastics Club	Enrichment Svcs - 05/24 - 06/24	5/17/2024	3,600.75
ACH	JONE011--Alicia Jones Coaching	Enrichment Svcs - 04/24 - 05/24	5/17/2024	2,340.00
ACH	ALLE003--Allemande Music Academy, LLC	Enrichment Svcs - 03/24 - 06/24	5/17/2024	7,260.50
ACH	AMAZ000--Amazon Capital Services	School Supplies - SpEd	5/17/2024	1,349.59
ACH	SEME000--Amy G. Semelsberger	Enrichment Svcs - 04/24 - 06/24	5/17/2024	645.00
ACH	MANC002--Amy Manchel	Enrichment Svcs - 05/24 - 06/24	5/17/2024	744.96
ACH	PAIV000--Antoinette De Paiva	Enrichment Svcs - 04/24 - 06/24	5/17/2024	2,350.00
ACH	APPL005--Applause Music Academy - Glendora	Enrichment Svcs - 05/24	5/17/2024	738.00
ACH	ARTS0010--Arts Development School of Music	Enrichment Svcs - 04/24 - 05/24	5/17/2024	4,700.00
ACH	AUDI004--Audio Alchemists LLC	Enrichment Svcs - 04/24 - 06/24	5/17/2024	1,360.00
ACH	AZER000--Azeroual Group LLC	Enrichment Svcs - 05/24 - 06/24	5/17/2024	2,514.00
ACH	AZGM000--AZG Music School	Enrichment Svcs - 04/24 - 05/24	5/17/2024	480.00
ACH	BASU000--Basurto Music & Academics	Enrichment Svcs - 04/24 - 05/24	5/17/2024	1,344.00
ACH	BELL002--Bella Musique Academy of the Arts	Enrichment Svcs - 04/24 - 05/24	5/17/2024	200.00
ACH	BENC000--Bencao Brasil Cultural Center	Enrichment Svcs - 04/24 - 05/24	5/17/2024	250.00
ACH	BEYO002--Beyond the Toolbox LLC	Enrichment Svcs - 01/24 - 03/24	5/17/2024	1,320.00
ACH	BILL001--Billy Clower Dance Studio	Enrichment Svcs - 04/24 - 06/24	5/17/2024	633.60
ACH	DINK000--Bonnie Dinka	Enrichment Svcs - 05/24 - 06/2	5/17/2024	1,300.00
ACH	BORN000--Born To Perform Studio	Enrichment Svcs - 04/24 - 05/24	5/17/2024	675.00
ACH	EXCE007--Brandon Diaz	Enrichment Svcs - 02/24 - 05/24	5/17/2024	3,500.00
ACH	BREC001--Breckleys Bullpen	Enrichment Svcs - 05/24	5/17/2024	157.10
ACH	BRIG009--Brighter Bees LLC	Enrichment Svcs - 05/24	5/17/2024	360.00
ACH	BROO001--Brood 9 Martial Arts	Enrichment Svcs - 05/24 - 06/24	5/17/2024	400.00
ACH	BROO002--Brooklyn's Conservatory of Music	Enrichment Svcs - 04/24	5/17/2024	915.60
ACH	BRUD000--Brudda LLC	Enrichment Svcs - 04/24 - 05/24	5/17/2024	100.00
ACH	CALI030--Calico Canvas	Enrichment Svcs - 02/24 - 03/24	5/17/2024	280.00
ACH	CALI031--California Cartwheel Center	Enrichment Svcs - 05/24 - 06/24	5/17/2024	1,520.00
ACH	CAMA004--Camarillo Shotokan	Enrichment Svcs - 05/24	5/17/2024	149.00
ACH	CAMP009--Campus Basketball LLC	Enrichment Svcs - 05/24	5/17/2024	720.00
ACH	CENT022--Central Music	Enrichment Svcs - 05/24 - 06/24	5/17/2024	400.00
ACH	CHAR016--Charter's Choice Educational Services	SpEd Svcs - 03/24	5/17/2024	42,840.00
ACH	SINT000--Cheri Sintay	Enrichment Svcs - 04/24 - 05/24	5/17/2024	455.00
ACH	CHIL009--Children's Forest School	Enrichment Svcs - 04/24 - 05/24	5/17/2024	300.00
ACH	COBR000--Cobrinha Brazilian Jiu Jitsu Redondo Beach Inc	Enrichment Svcs - 05/24 - 06/24	5/17/2024	500.00
ACH	HEND002--Conchie Henderson	Enrichment Svcs - 04/24 - 05/24	5/17/2024	230.00
ACH	CREA000--Creative Learning Place Inc	Enrichment Svcs - 04/24 - 05/24	5/17/2024	1,124.00
ACH	CUIZ000--Cuizon Ballet Centre	Enrichment Svcs - 05/24	5/17/2024	466.00
ACH	BAIN000--Cynthia Bain	Enrichment Svcs - 04/24 - 05/24	5/17/2024	490.00
ACH	SMAL003--Cynthia Small	Enrichment Svcs - 05/24	5/17/2024	1,635.00
ACH	YOUT006--DeRoche LLC dba Youth Movement	Enrichment Svcs - 04/24	5/17/2024	248.00
ACH	DOOR001--DoorDash, Inc.	Subscription - 05/08/23 - 05/08/24	5/17/2024	11,528.52
ACH	DRAG001--Dragon Han Martial Arts	Enrichment Svcs - 05/24 - 06/24	5/17/2024	790.00
ACH	JOHN011--Earl Johnson III	Enrichment Svcs - 05/24	5/17/2024	805.00
ACH	EDME000--Edmentum Inc	License (1) 07/24/24 - 07/23/25	5/17/2024	77.00
ACH	EFEE000--Effectual Educational Consulting Services	SpEd Svcs - 03/24	5/17/2024	130.00
ACH	ARKI000--Elizabeth J Arkin	Enrichment Svcs - 01/24 - 03/24	5/17/2024	880.00
ACH	ENCO001--Encore Dance Studio	Enrichment Svcs - 04/24 - 06/24	5/17/2024	580.00
ACH	EROL000--Erolin 3D Martial Arts LLC	Enrichment Svcs - 04/24	5/17/2024	1,551.01
ACH	FIGH000--Fight Foundation	Enrichment Svcs - 05/24 - 06/24	5/17/2024	430.00
ACH	FIRE000--Firestorm Freerunning & Acrobatics	Enrichment Svcs - 04/24 - 05/24	5/17/2024	8,787.00
ACH	FITS000--FitSport Kinetics	Enrichment Svcs - 04/24 - 06/24	5/17/2024	1,045.05
ACH	GOLD007--Gold Coast Gymnastics	Enrichment Svcs - 05/24 - 06/24	5/17/2024	866.00
ACH	GOLD011--Behnam Kanani	Enrichment Svcs - 05/24	5/17/2024	114.00

**Blue Ridge Academy**  
**Check Register**  
**For the period ended May 31, 2024**

Check Number	Vendor Name	Transaction Description	Check Date	Check Amount
ACH	GOTT002--Gotta Dance Academy	Enrichment Svcs - 05/24 - 06/24	5/17/2024	1,000.00
ACH	GRAC016--Gracie Global LLC	Enrichment Svcs - 05/24 - 06/24	5/17/2024	2,190.00
ACH	RAMI004--Hector Ramirez Jr	Enrichment Svcs - 05/24 - 06/24	5/17/2024	400.00
ACH	HIGH007--Higher Ground Skateboarding	Enrichment Svcs - 04/24 - 05/24	5/17/2024	480.00
ACH	ICON000--ICON Dance Complex LLC	Enrichment Svcs - 05/24	5/17/2024	810.00
ACH	IGNI002--Ignite Martial Arts, Inc	Enrichment Svcs - 05/24 - 06/24	5/17/2024	1,002.75
ACH	INDI003--Indivisible Arts	Enrichment Svcs - 04/24 - 05/24	5/17/2024	127.39
ACH	INSP001--Inspyr Arts Education	Enrichment Svcs - 03/24 - 04/24	5/17/2024	1,702.50
ACH	INST001--Institute for Excellence in Writing	School Supies	5/17/2024	27.39
ACH	JALG000--Jacob Lusk	Enrichment Svcs - 04/24 - 06/24	5/17/2024	1,050.00
ACH	JAMM000--Jammin' Music	Enrichment Svcs - 04/24 - 05/24	5/17/2024	970.00
ACH	WALT001--Jennifer Walton	Enrichment Svcs - 03/24 - 05/24	5/17/2024	1,800.00
ACH	MILL012--Jessica S Miller	Enrichment Svcs - 04/24 - 05/24	5/17/2024	2,865.54
ACH	JOHN008--John Tracy Center	SpEd Svcs - 03/24	5/17/2024	1,267.89
ACH	TITO001--Josh Titone	Reimb - SpEd Assessment Mileage - 03/05/24 - 03/20/24	5/17/2024	428.40
ACH	JOYF001--Joyful Music and Arts	Enrichment Svcs - 04/24 - 05/24	5/17/2024	4,000.00
ACH	CUNN000--Kateland Cunningham	Enrichment Svcs - 01/24 - 04/24	5/17/2024	720.00
ACH	KATE001--Kateri Forest Academy	Enrichment Svcs - 04/24 - 05/24	5/17/2024	720.00
ACH	KFAR000--Kfar Saba Urban Farm	Enrichment Svcs - 05/24 - 06/24	5/17/2024	560.00
ACH	KUKK000--Kukido Martial Arts Studio	Enrichment Svcs - 11/23 - 01/24	5/17/2024	1,032.00
ACH	KUM0022--Kumon Math and Reading Center of Whittier	Enrichment Svcs - 04/24 - 06/24	5/17/2024	2,286.00
ACH	LEAR001--Learn Beyond the Book, Inc.	Enrichment Svcs - 04/24	5/17/2024	3,837.61
ACH	LEGA006--Legacy Dance Academy	Enrichment Svcs - 04/24	5/17/2024	602.00
ACH	LEGA007--Legacy Glendale BJJ LLC	Enrichment Svcs - 05/24	5/17/2024	196.00
ACH	LEVE002--LEVEL 3 Martial Arts Performance	Enrichment Svcs - 05/24	5/17/2024	1,725.00
ACH	LIGH001--Lights On Learning Solutions	Enrichment Svcs - 03/24 - 06/24	5/17/2024	8,310.30
ACH	HOOG000--Lindsay Hoogendam	Enrichment Svcs - 04/24 - 05/24	5/17/2024	1,200.00
ACH	LITT018--Little Oak Ranch LLC	Enrichment Svcs - 05/24	5/17/2024	275.00
ACH	LOGI001--Logic BJJ Glendora, LLC	Enrichment Svcs - 06/24	5/17/2024	690.00
ACH	LOTU001--Lotus & Ivy LLC	Enrichment Svcs - 04/24	5/17/2024	684.13
ACH	HOLL001--Maestro Performance Products	Enrichment Svcs - 05/24 - 06/24	5/17/2024	5,380.00
ACH	MARG001--Margie Haber Studio	Enrichment Svcs - 04/24 - 05/24	5/17/2024	3,900.00
ACH	MATH079--Mathnasium of Torrance	Enrichment Svcs - 04/24 - 06/24	5/17/2024	1,039.00
ACH	MATH052--Mathnasium of West Covina	Enrichment Svcs - 05/24 - 06/24	5/17/2024	760.00
ACH	MAYI000--Mayid Martial Arts Inc	Enrichment Svcs - 05/24 - 06/24	5/17/2024	318.00
ACH	MIAPO00--Miaplaza Inc.	License - Annual Subscription	5/17/2024	280.00
ACH	BURG002--Michael Burgett	Enrichment Svcs - 05/24	5/17/2024	435.00
ACH	DINI000--Michelle Diniakos	Enrichment Svcs - 05/24	5/17/2024	370.00
ACH	MISS003--Miss Bee's Tutoring Inc.	Enrichment Svcs - 04/24	5/17/2024	240.00
ACH	MONK000--Monka Soccer Academy Inc.	Enrichment Svcs - 05/24	5/17/2024	1,150.00
ACH	MUSI024--Music Box	Enrichment Svcs - 05/24 - 06/24	5/17/2024	3,585.00
ACH	ROCK018--Music Freqs	Enrichment Svcs - 5/24	5/17/2024	4,289.92
ACH	MUSI030--Musicking Time	Enrichment Svcs -	5/17/2024	80.00
ACH	MYGY012--My Gym Children's Fitness Center	Enrichment Svcs - 04/24 - 06/24	5/17/2024	529.32
ACH	SANC002--Nancy's Spanish Creative, LLC	Enrichment Svcs - 05/24	5/17/2024	92.00
ACH	NEUT000--Neutral Grounds JiuJitsu Academy	Enrichment Svcs - 03/24 - 04/24	5/17/2024	1,800.00
ACH	OASI000--Oasis Aquatics, Inc.	Enrichment Svcs - 05/24 - 06/24	5/17/2024	240.00
ACH	CHAR022--Orion Technology Group dba Charter Tech Service	Apple Mobile Device Mgmt - 1 yr	5/17/2024	202,432.34
ACH	PASE000--Paseo Aquatics Sports LLC	Enrichment Svcs - 05/24	5/17/2024	405.00
ACH	PETE005--Peterson Grapplers Inc	Enrichment Svcs - 04/24 - 05/24	5/17/2024	3,235.00
ACH	PLAY007--Playa Music Lessons	Enrichment Svcs - 04/24 - 05/24	5/17/2024	210.00
ACH	PRAD001--Prado Music Academy LLC	Enrichment Svcs - 05/24 - 06/24	5/17/2024	832.00
ACH	PRES000--Presence Learning, Inc.	SpEd Svcs - 03/24	5/17/2024	60,992.17
ACH	SANP002--San Pedro Ballet School	Enrichment Svcs - 05/24 - 06/24	5/17/2024	100.00
ACH	SEAS002--Seaside Therapy Inc.	SpEd Svcs - 03/24	5/17/2024	2,718.50
ACH	SERE000--Serenidipity Dance Co	Enrichment Svcs - 05/24	5/17/2024	70.00
ACH	SIER002--Sierra Madre Dance Center	Enrichment Svcs - 05/24	5/17/2024	2,051.00
ACH	SIMI001--Simi Valley Jiu Jitsu LLC	Enrichment Svcs - 05/24	5/17/2024	419.92
ACH	SISA000--SIS Athletics	Enrichment Svcs - 04/24 - 05/24	5/17/2024	1,560.00
ACH	SOUN002--SoundCheck Music School	Enrichment Svcs - 05/24 - 06/24	5/17/2024	864.00
ACH	SOUT022--South Bay Aquatics Inc	Enrichment Svcs - 05/24	5/17/2024	1,690.00
ACH	SOUT024--South Bay Artist Studio	Enrichment Svcs - 04/24	5/17/2024	646.00
ACH	SOUT009--South Bay Cheer 360	Enrichment Svcs - 04/24 - 06/24	5/17/2024	937.90
ACH	SOUT018--Southern California Dance Academy	Enrichment Svcs - 05/24	5/17/2024	416.00
ACH	SUCC002--Success Tutoring	Enrichment Svcs - 04/24	5/17/2024	728.00
ACH	SUMM006--Summit Enrichment Academy	Enrichment Svcs - 04/24 - 05/24	5/17/2024	2,687.82
ACH	ALBE003--Svetlana Alberani	Enrichment Svcs - 04/24 - 05/24	5/17/2024	1,058.93
ACH	SYLV004--Sylvan Learning Center	Enrichment Svcs - 03/24 - 04/24	5/17/2024	2,200.00

**Blue Ridge Academy**  
**Check Register**  
**For the period ended May 31, 2024**

Check Number	Vendor Name	Transaction Description	Check Date	Check Amount
ACH	SYLV018--Sylvan Learning Center Torrance	Enrichment Svcs - 04/24 - 05/24	5/17/2024	2,400.00
ACH	KVAS000--T. Kvasnik	Enrichment Svcs - 04/24	5/17/2024	690.00
ACH	BEND001--The Bending Willow Academy	Enrichment Svcs - 05/24	5/17/2024	475.00
ACH	CIRC003--The Circle LB	Enrichment Svcs - 05/24	5/17/2024	300.00
ACH	WANN000--The Howard Fine Acting Studio	Enrichment Svcs - 04/24 - 06/24	5/17/2024	700.00
ACH	TIME002--Time4Learning	Subscription	5/17/2024	300.00
ACH	TOTA000--Total Education Solutions, dba TES Therapy	SpEd Svcs - 03/24	5/17/2024	4,436.75
ACH	TREE001--Tree Ranch School LLC	Enrichment Svcs - 5/24	5/17/2024	2,300.00
ACH	MARS002--Triton Gym	Enrichment Svcs - 05/24	5/17/2024	825.00
ACH	ULTR000--Ultra Jiu Jitsu Academy	Enrichment Svcs - 05/24 - 06/24	5/17/2024	350.00
ACH	VENT004--Ventura Land Trust	Enrichment Svcs - 02/24	5/17/2024	1,870.00
ACH	CARO001--Victor Carone	Reimb. - Mileage - 04/08/24 - 04/30/24- SpEd	5/17/2024	587.32
ACH	WATE010--Waterfront Education	Enrichment Svcs - 03/24 - 05/24	5/17/2024	438.50
ACH	WMMU000--WM Music Lessons	Enrichment Svcs - 04/24 - 5/24	5/17/2024	3,306.16
ACH	WMTU000--WM Tutoring Services	Enrichment Svcs - 04/24	5/17/2024	900.00
ACH	YESW000--YES Writing	Enrichment Svcs - 04/24 - 05/24	5/17/2024	347.50
ACH	ZULT004--Z- Ultimate Defense Studios - Westwood	Enrichment Svcs - 05/24	5/17/2024	420.00
ACH	ZAKB000--Zak Barnett Studios	Enrichment Svcs - 04/24	5/17/2024	475.00
ACH	AMAZ000--Amazon Capital Services	School Supplies	5/17/2024	223,240.51
ACH	EARL000--Tracey Earl	Reimb - Mileage - 03/24	5/21/2024	452.92
ACH	YNMA000--YN Machida	Enrichment Svcs - 04/24	5/21/2024	544.80
ACH	WHIT014--Michelle Whitesides	Enrichment Svcs - 05/24	5/21/2024	320.00
ACH	OWLC000--Owlcrate Enterprises Inc.	School Supplies	5/21/2024	511.25
ACH	LEBT000--Zaia Lebtahi	Enrichment Svcs - 05/24	5/21/2024	100.00
ACH	WATE010--Waterfront Education	Enrichment Svcs - 03/24 - 04/24	5/21/2024	2,045.00
ACH	TRUE000--True Note Music, LLC	Enrichment Svcs - 04/24	5/21/2024	375.00
ACH	VOEL000--Dime Basketball	Enrichment Svcs - 02/24 - 05/24	5/23/2024	4,019.96
ACH	MUSI030--Musicking Time	Enrichment Svcs - 04/24 - difference for short payment	5/23/2024	54.00
ACH	OPEN003--Open Lid Piano Studio	Enrichment Svcs - 02/24/24 - 05/31/24 - balance due from previous	5/23/2024	200.00
ACH	LOTT002--A Lotte Horses	Enrichment Svcs - 04/24 - 06/24	5/23/2024	6,702.00
ACH	TIME006--A Time for Dance	Enrichment Svcs - 05/24	5/23/2024	455.00
ACH	ACAD014--Academy of Dance Westlake Village	Enrichment Svcs - 05/24	5/23/2024	250.00
ACH	ACAD006--Academy Swim Club	Enrichment Svcs - 07/23 - 03/24	5/23/2024	4,609.50
ACH	ACTI002--Action Academy	Enrichment Svcs - 05/24	5/23/2024	3,537.40
ACH	SATS000--Ajay K Satsangi	Enrichment Svcs - 04/24 - 05/24	5/23/2024	1,334.37
ACH	ALIG000--Aligned with Nature LLC	Enrichment Svcs - 04/24 - 06/24	5/23/2024	146.30
ACH	AMAZ000--Amazon Capital Services	School Supplies	5/23/2024	5,856.38
ACH	JOHN006--Amie Johnson	Enrichment Svcs - 04/24 - 06/24	5/23/2024	2,165.00
ACH	WORL004--Arlin N. Baymus	Enrichment Svcs - 03/24 - 05/24	5/23/2024	3,320.00
ACH	ARTA004--Art and Sol Fine Art Classes	Enrichment Svcs - 05/24	5/23/2024	298.00
ACH	AUDI004--Audio Alchemists LLC	Enrichment Svcs - 04/24 - 06/24	5/23/2024	2,520.00
ACH	AZER000--Azeroual Group LLC	Mathnasium Program	5/23/2024	878.00
ACH	B2GS000--B2G Sports	Enrichment Svcs - 04/24 - 05/24	5/23/2024	2,151.00
ACH	BELI001--Believe Fitness Studio	Enrichment Svcs - 05/24 - 06/24	5/23/2024	698.00
ACH	ELEM004--Belinda Hill dba Elements of Ojai	Enrichment Svcs - 04/24 - 05/24	5/23/2024	600.00
ACH	BEYO002--Beyond the Toolbox LLC	Enrichment Svcs - 04/24 - 05/24	5/23/2024	990.00
ACH	LITS000--Blake Litschke	Enrichment Svcs - 04/24 - 05/24	5/23/2024	240.00
ACH	DINK000--Bonnie Dinka	Enrichment Svcs - 05/24 - 06/24	5/23/2024	4,585.00
ACH	BREC001--Breckleys Bullpen	Enrichment Svcs - 04/24	5/23/2024	85.00
ACH	BRIG009--Brighter Bees LLC	Enrichment Svcs - 04/24	5/23/2024	292.34
ACH	BRIL002--BRIL	Enrichment Svcs - 03/24 - 04/24	5/23/2024	160.00
ACH	BRUD000--Brudda LLC	Enrichment Svcs - 05/24 - 06/24	5/23/2024	400.00
ACH	CALI030--Calico Canvas	Enrichment Svcs - 04/24 - 05/24	5/23/2024	490.00
ACH	CAMA004--Camarillo Shotokan	Enrichment Svcs - 04/24 - 05/24	5/23/2024	122.84
ACH	ANGE000--Carlos Angeles	Enrichment Svcs - 04/24 - 06/24	5/23/2024	6,557.66
ACH	CENT022--Central Music	Enrichment Svcs - 05/24	5/23/2024	750.00
ACH	CHAP002--Chapman Hamborg	Enrichment Svcs - 05/24 - 06/24	5/23/2024	196.00
ACH	CHIL008--Children's Music Academy	Enrichment Svcs - 04/24 - 05/24	5/23/2024	1,280.00
ACH	KING013--Christine King	Enrichment Svcs - 05/24 - 06/24	5/23/2024	1,158.00
ACH	CODE000--Code Ninjas, Santa Clarita	Enrichment Svcs - 03/24 - 04/24	5/23/2024	1,144.75
ACH	SHAR001--Colleen Sharpe	Piano Lessons	5/23/2024	4,493.14
ACH	COMM006--Common Thread Claremont	Enrichment Svcs - 04/24	5/23/2024	1,779.10
ACH	CORN003--Cornerstone Music Conservatory	Enrichment Svcs - 03/24 - 04/24	5/23/2024	1,452.00
ACH	CREA018--Creative Music Mentor	Enrichment Svcs - 05/24	5/23/2024	2,800.00
ACH	CRES003--Crescendo Performing Arts Academy	Enrichment Svcs - 01/24 - 03/24	5/23/2024	2,696.00
ACH	CUIZ000--Cuizon Ballet Centre	Enrichment Svcs - 05/24	5/23/2024	800.00
ACH	ROUS000--Dana Rouse	Enrichment Svcs - 04/24 - 05/24	5/23/2024	275.00
ACH	DAVE003--Dave Janssen's School of Music, LLC	Enrichment Svcs - 05/24	5/23/2024	1,170.00

**Blue Ridge Academy**  
**Check Register**  
**For the period ended May 31, 2024**

Check Number	Vendor Name	Transaction Description	Check Date	Check Amount
ACH	DEMM001--Demme Learning School Sales	School Supplies	5/23/2024	435.89
ACH	DEWC000--DewCoach Fitness	Small group fitness instruction including various forms and impleme	5/23/2024	1,542.00
ACH	DOKK000--Dokko Piano Studio	Enrichment Svcs - 01/24 - 05/24	5/23/2024	800.00
ACH	DASA000--Efrain Cordero	Enrichment Svcs - 03/24 - 04/24	5/23/2024	416.76
ACH	SOLO000--Ekaterina Solovskaya Piano Studio	Enrichment Svcs - 04/24 - 05/24	5/23/2024	300.00
ACH	MATH078--Emile Endeavors Inc (dba Mathnasium)	Enrichment Svcs - 05/24 - 06/24	5/23/2024	600.00
ACH	ENCO001--Encore Dance Studio	Enrichment Svcs - 04/24	5/23/2024	255.00
ACH	ENLI000--Enlightened Learning	Enrichment Svcs - 05/24	5/23/2024	9,893.25
ACH	EROL000--Erolin 3D Martial Arts LLC	Enrichment Svcs - 05/24 - 06/24	5/23/2024	1,050.00
ACH	EVOL004--Evolve Fitness Ventura LLC dba Evolve Jiu Jitsu & F	Enrichment Svcs - 02/24 - 04/24	5/23/2024	2,465.00
ACH	FRAZ000--Frazier Martial Arts	Enrichment Svcs - 05/24 - 06/24	5/23/2024	400.00
ACH	FROG000--Frog Creek Adventure School	Enrichment Svcs - 03/24 - 06/24	5/23/2024	8,793.60
ACH	G4GU000--G4 Guitar Schools Oxnard	Enrichment Svcs - 03/24 - 04/24	5/23/2024	280.00
ACH	GENE002--Genesoul Productions	Enrichment Svcs - 05/24 - 06/24	5/23/2024	1,500.00
ACH	GLEN004--Glendora Music and Arts School	Enrichment Svcs - 04/24 - 06/24	5/23/2024	2,400.00
ACH	GLIS001--Glissando Music School	Enrichment Svcs - 05/24	5/23/2024	1,340.00
ACH	GRAC018--Grace Learning LLC dba Kumon Carson North	Abdul Malik Zakariya Harris (PF330057), Khalid Harris (PF330062), K	5/23/2024	1,280.00
ACH	GRAC014--Gracie Barra Chino, Inc	Enrichment Svcs - 04/24 - 05/24	5/23/2024	290.77
ACH	HOME006--Home School Coaches	Enrichment Svcs - 03/24 - 06/24	5/23/2024	7,975.00
ACH	HONO000--Honor Roll BJJ	Enrichment Svcs - 03/24 - 04/24	5/23/2024	1,830.00
ACH	HUCK001--Huckleberry Friend Productions	Enrichment Svcs - 04/24 - 06/24	5/23/2024	200.00
ACH	HANX000--Hyun Jung Han	Enrichment Svcs - 05/24 - 06/24	5/23/2024	420.00
ACH	IGNI002--Ignite Martial Arts, Inc	Enrichment Svcs - 04/24 - 05/24	5/23/2024	530.00
ACH	INDI003--Indivisible Arts	Enrichment Svcs - 05/24 - 06/24	5/23/2024	350.00
ACH	INST001--Institute for Excellence in Writing	School Supplies	5/23/2024	178.20
ACH	JALG000--Jacob Lusk	Enrichment Svcs - 01/24 - 03/24	5/23/2024	1,750.00
ACH	DURA001--James Duran	Enrichment Svcs - 05/24	5/23/2024	300.00
ACH	JAMM000--Jammin' Music	Enrichment Svcs - 06/24	5/23/2024	180.00
ACH	MILL012--Jessica S Miller	Enrichment Svcs - 05/24 - 06/24	5/23/2024	1,600.00
ACH	MAXX000--Jing Ma	Enrichment Svcs - 04/24 - 05/24	5/23/2024	2,003.00
ACH	JIYU000--Jiyu Martial Arts & Fitness LLC	Enrichment Svcs - 03/24 - 05/24	5/23/2024	960.00
ACH	JOIN001--Join the Band	Enrichment Svcs - 04/24 - 06/24	5/23/2024	816.00
ACH	SHUT000--Julie Shute	Enrichment Svcs - 05/24 - 06/24	5/23/2024	200.00
ACH	GRAH002--Korene Graham	Enrichment Svcs - 03/24 - 05/24	5/23/2024	440.00
ACH	KMAT000--Kristen McCarthy	Enrichment Svcs - 04/24 - 05/24	5/23/2024	200.00
ACH	PARK003--Kyung Park	Enrichment Svcs - 05/24	5/23/2024	1,000.00
ACH	LYRA000--Laura Lyman Grote	Enrichment Svcs - 05/24	5/23/2024	400.00
ACH	LAVI000--LaVine Equestrian	Enrichment Svcs - 05/24	5/23/2024	1,300.00
ACH	HOLL001--Maestro Performance Products	Enrichment Svcs - 05/24	5/23/2024	300.00
ACH	VARE000--Marina Varenova	Enrichment Svcs - 05/24	5/23/2024	150.00
ACH	MATH076--Mathnasium of Rancho Palos Verdes	Enrichment Svcs - 05/24 - 06/24	5/23/2024	600.00
ACH	MEGA001--Megapixels LLC	Enrichment Svcs - 01/24 - 06/24	5/23/2024	1,861.00
ACH	DIWA000--Melissa J Diwa Enterprises	Enrichment Svcs - 05/24 - 06/24	5/23/2024	970.00
ACH	CALD001--Melissa Jean Calderon	Enrichment Svcs - 05/24 - 06/24	5/23/2024	1,650.00
ACH	GADD000--Michelle Gaddi	Enrichment Svcs - 05/24 - 06/24	5/23/2024	678.00
ACH	MISS003--Miss Bee's Tutoring Inc.	Enrichment Svcs - 05/24 - 06/24	5/23/2024	1,050.00
ACH	MONA002--Monarchs Gymnastics	Enrichment Svcs - 05/24	5/23/2024	2,613.75
ACH	MUSI024--Music Box	Enrichment Svcs - 05/24	5/23/2024	347.85
ACH	ROCK018--Music Freqs	Enrichment Svcs - 05/24	5/23/2024	4,295.00
ACH	NEWM003--New Modern Music School dba San Dimas Musi	Enrichment Svcs - 03/24 - 06/24	5/23/2024	2,535.00
ACH	OPAV000--Opava Eventing	Enrichment Svcs - 04/24	5/23/2024	1,088.86
ACH	ORAN005--Orange County Music and Dance Inc.	Enrichment Svcs - 04/24	5/23/2024	400.00
ACH	RAMI003--Paula Ramirez	Enrichment Svcs - 04/24	5/23/2024	360.00
ACH	PEAC005--Peace Guardians LLC	Enrichment Svcs - 04/24 - 05/24	5/23/2024	120.00
ACH	PRAD001--Prado Music Academy LLC	Voice Lessons	5/23/2024	836.00
ACH	RBGA000--RBG Academy	Enrichment Svcs - 01/24 - 06/24	5/23/2024	6,035.00
ACH	REDH000--Red Hat Cowgirl	Enrichment Svcs - 05/24 - 06/24	5/23/2024	2,845.00
ACH	RIBE000--Riberio Jiu Jitsu San Pedro	Enrichment Svcs - 05/24 - 06/24	5/23/2024	440.00
ACH	WAGN002--Roxane Wagner-Hollier	Enrichment Svcs - 04/24	5/23/2024	720.00
ACH	SAVA001--Savage Elite Gymnastics	Enrichment Svcs - 02/24 - 06/24	5/23/2024	22,847.40
ACH	SKAT005--Skate Sessions - Jamonn Roberts	Enrichment Svcs - 04/4 - 05/24	5/23/2024	700.00
ACH	SLIC001--Slice of Life Enrichment School, LLC	Enrichment Svcs - 12/23 - 03/24	5/23/2024	1,845.00
ACH	SOCA018--SoCal Swim Schools LLC	Enrichment Svcs - 04/24 - 06/24	5/23/2024	1,434.00
ACH	SOUT022--South Bay Aquatics Inc	Enrichment Svcs - 05/24	5/23/2024	1,885.00
ACH	SUCC002--Success Tutoring	Enrichment Svcs - 04/24 - 06/24	5/23/2024	2,543.50
ACH	SYLV009--Sylvia's Design Studio	Enrichment Svcs - 05/24 - 06/24	5/23/2024	1,295.00
ACH	RAIS001--Tanya Raisa Noordhoff	Enrichment Svcs - 02/24 - 04/24	5/23/2024	600.00
ACH	TARZ000--Tarzana Jiu Jitsu LLC	Enrichment Svcs - 05/24 - 06/24	5/23/2024	1,200.00

**Blue Ridge Academy**  
**Check Register**  
**For the period ended May 31, 2024**

Check Number	Vendor Name	Transaction Description	Check Date	Check Amount
ACH	GANG000--Tawni Carney / Gang of Arrows	Enrichment Svcs - 04/24	5/23/2024	150.00
ACH	ARTE004--The Arterie	Enrichment Svcs - 05/24 - 06/24	5/23/2024	350.00
ACH	BEND001--The Bending Willow Academy	Enrichment Svcs - 05/24	5/23/2024	71.00
ACH	COLB000--The Colburn School	Enrichment Svcs - 05/24 - 06/24	5/23/2024	1,057.00
ACH	CREA011--The Creativity Land	Enrichment Svcs - 05/24 - 06/24	5/23/2024	2,400.00
ACH	GLIT000--The Glitter Barn	Enrichment Svcs - 04/24 - 05/24	5/23/2024	3,645.00
ACH	MUSI007--The Music Junction	Enrichment Svcs - 04/24	5/23/2024	2,135.00
ACH	BONS000--Tracey Bonsell	Enrichment Svcs - 01/24 - 05/24	5/23/2024	885.00
ACH	MARS002--Triton Gym	Enrichment Svcs - 05/24 - 06/24	5/23/2024	2,463.00
ACH	PANN000--Trudy Pannell	Enrichment Svcs - 01/24 - 03/24	5/23/2024	360.00
ACH	ROWL000--Veronica Anne Rowland	Enrichment Svcs - 0/24 - 05/24	5/23/2024	180.00
ACH	WERO003--We Rock the Spectrum Kids Gym - Downey	Gym Classes	5/23/2024	320.00
ACH	WEST000--West Coast Classical	Violin Lessons, Piano Lessons, Music Lessons	5/23/2024	1,400.00
ACH	JOSE002--Yafit Josephson	Enrichment Svcs - 05/24 - 06/24	5/23/2024	1,280.00
ACH	DORO000--Yelena Doroshenko	Enrichment Svcs - 05/24	5/23/2024	275.00
ACH	INOV000--Inova	NC State Tax Payment	5/23/2024	228,870.85
ACH	EXPE003--ExpertPay	Child Support	5/23/2024	1,389.00
ACH	INOV000--Inova	State Tax Payment PPE051424	5/24/2024	45.96
ACH	INOV000--Inova	Federal Tax Payment	5/24/2024	108.17
ACH	LOFT000--The LOFT	Enrichment Svcs - 04/24 - 05/24	5/28/2024	510.00
ACH	CALI030--Calico Canvas	Enrichment Svcs - 04/24 - 05/24	5/28/2024	330.00
ACH	EAT2000--eat2explore	School Supplies - 3 months	5/28/2024	87.00
ACH	REDD002--Red Dragon Karate Diamond Bar	Enrichment Svcs - 02/24 - 03/24	5/28/2024	1,318.20
ACH	WILS004--Wilson Sports Fitness	Enrichment Svcs - 04/24 - 06/24	5/28/2024	2,600.00
ACH	INST001--Institute for Excellence in Writing	School Supplies	5/28/2024	131.44
ACH	VENT006--Ventura Makos Surf Camp, Inc.	Enrichment Svcs - 03/24 - 04/24	5/28/2024	3,320.00
ACH	BLUE009--Blue Shield of California	Health Ins - 06/24	5/28/2024	315,374.67
ACH	CAMP008--Sean Campbell	Enrichment Svcs - 03//24 - 06/24 - Previously short paid.	5/29/2024	648.00
ACH	AMAZ000--Amazon Capital Services	School Supplies	5/30/2024	238,892.59
ACH	TIME006--A Time for Dance	Enrichment Svcs - 05/24	5/30/2024	1,475.00
ACH	APLUS001--A+ In Home Tutors	Enrichment Svcs - 04/24 - 05/24	5/30/2024	1,500.00
ACH	ATUT000--A+ Tutoring Inc.	Enrichment Svcs - 03/24 - 04/24	5/30/2024	700.00
ACH	ACAD020--Academic Achievers Educational Services, Inc.	Enrichment Svcs - 04/24 - 05/24	5/30/2024	3,520.00
ACH	ACOR002--Acorn Naturalists	School Supplies	5/30/2024	37.93
ACH	ACTI002--Action Academy	Enrichment Svcs - 05/24	5/30/2024	4,091.66
ACH	ADAM001--Adam Leventhal Memorial School & Museum	Enrichment Svcs - 05/24	5/30/2024	540.00
ACH	LONE000--Adus Daniele Lonero - XTMA	Enrichment Svcs - 05/24 - 06/24	5/30/2024	195.00
ACH	AERI002--Aerial Gymnastics Club	Enrichment Svcs - 03/24 - 05/24	5/30/2024	3,524.00
ACH	ZYLM000--Ann Zylman	Enrichment Svcs - 05/24 - 06/24	5/30/2024	1,000.00
ACH	ARTO000--Art of Problem Solving	School Supplies	5/30/2024	274.52
ACH	ASUP000--ASU PrepGlobal Academy	Enrichment Svcs	5/30/2024	400.00
ACH	ASYL000--Asylum Athletics Club	Enrichment Svcs - 05/24	5/30/2024	752.00
ACH	AVAN000--Avani Zaidi	SpEd Svcs - 04/24	5/30/2024	830.00
ACH	BASU000--Basurto Music & Academics	Music Lessons 4 @ \$28 each, English Tutoring 8 @ \$42 each Session	5/30/2024	448.00
ACH	BEHE000--Behere Inc.	Enrichment Svcs - 05/24 - 06/24	5/30/2024	2,810.00
ACH	ELEM004--Belinda Hill dba Elements of Ojai	Enrichment Svcs - 04/24 - 05/24	5/30/2024	1,000.00
ACH	BIOB000--BioBox Labs LLC	School Supplies - 3 months	5/30/2024	246.96
ACH	DINK000--Bonnie Dinka	Enrichment Svcs - 05/24 - 06/24	5/30/2024	600.00
ACH	BRIL002--BRIL	Enrichment Svcs - 05/24	5/30/2024	780.00
ACH	CALH000--Cal Heights Music	Enrichment Svcs - 03/24 - 06/24	5/30/2024	5,339.90
ACH	CALI030--Calico Canvas	Enrichment Svcs - 04/24	5/30/2024	695.70
ACH	CALI033--California Dance Academy Inc	Enrichment Svcs - 01/24	5/30/2024	549.40
ACH	CANV001--Canvas Brazilian Jiu Jitsu	Enrichment Svcs - 05/24 - 06/24	5/30/2024	950.00
ACH	CARR002--Catherine C. Rothenberger	Enrichment Svcs - 04/24	5/30/2024	240.00
ACH	SINT000--Cheri Sintay	Enrichment Svcs - 05/24	5/30/2024	315.00
ACH	CHIL001--Children's Therapy Network, Inc.	SpEd Svcs - 04/24	5/30/2024	2,643.20
ACH	KING013--Christine King	SpEd Svcs - 05/24 - 06/24	5/30/2024	1,400.00
ACH	CREA000--Creative Learning Place Inc	Enrichment Svcs - 01/24 - 05/24	5/30/2024	1,300.00
ACH	CUIZ000--Cuizon Ballet Centre	classes May-June 2024	5/30/2024	450.00
ACH	DANC017--Dance Creations	Enrichment Svcs - 03/24 - 05/24	5/30/2024	1,435.00
ACH	DEMM001--Demme Learning School Sales	School Supplies	5/30/2024	475.61
ACH	DONN002--Donna Carroll-Rich	Enrichment Svcs - 05/24 - 06/24	5/30/2024	4,910.00
ACH	EAT2000--eat2explore	School Supplies	5/30/2024	156.90
ACH	EFFE000--Effectual Educational Consulting Services	SpEd Svcs - 03/24	5/30/2024	8,844.20
ACH	ELUM000--eLuma LLC	SpEd Svcs - 03/24	5/30/2024	63,000.00
ACH	ENCO001--Encore Dance Studio	Enrichment Svcs - 05/24 - 06/24	5/30/2024	120.00
ACH	ENLI000--Enlightened Learning	Enrichment Svcs - 05/24 - 06/24	5/30/2024	2,756.14
ACH	EREF000--Ereflect Pty Ltd	License	5/30/2024	67.00

**Blue Ridge Academy**  
**Check Register**  
**For the period ended May 31, 2024**

Check Number	Vendor Name	Transaction Description	Check Date	Check Amount
ACH	EROL000--Erolin 3D Martial Arts LLC	Enrichment Svcs - 05/24	5/30/2024	64.00
ACH	FARM000--Farmers Only Inc dba The Farm SCV	Enrichment Svcs - 04/24 - 05/24	5/30/2024	2,475.00
ACH	FIRE003--Firefly Ceramics Art Center	Enrichment Svcs - 05/24	5/30/2024	133.88
ACH	GLIS001--Glissando Music School	Enrichment Svcs - 05/24	5/30/2024	950.00
ACH	GYMN003--Gymnastics Olympica USA, Inc.	Enrichment Svcs - 04/24 - 06/24	5/30/2024	477.00
ACH	OHLX000--Heather Cori Ohl	Enrichment Svcs - 05/24	5/30/2024	1,300.00
ACH	HIGH007--Higher Ground Skateboarding	Enrichment Svcs - 05/24	5/30/2024	450.00
ACH	HILL007--Hillcrest Ranch Inc.	Enrichment Svcs - 02/24 - 04/24	5/30/2024	3,160.00
ACH	IGNI002--Ignite Martial Arts, Inc	Enrichment Svcs - 05/24	5/30/2024	600.00
ACH	INLA002--Inland Pacific Ballet Academy	Enrichment Svcs - 05/24	5/30/2024	2,039.00
ACH	INST001--Institute for Excellence in Writing	School Supplies	5/30/2024	911.61
ACH	SALC000--Irma Salcido Spanish Lessons	Enrichment Svcs - 01/24 - 06/24	5/30/2024	2,600.00
ACH	IRON000--Iron Fist	Enrichment Svcs - 04/24 - 05/24	5/30/2024	2,312.00
ACH	WRIG004--Jamie Wright	Enrichment Svcs - 04/24	5/30/2024	1,000.00
ACH	JEIL001--JEI Learning Center - La Crescenta	Enrichment Svcs - 03/24 - 05/24	5/30/2024	370.00
ACH	MILL012--Jessica S Miller	Enrichment Svcs - 04/24 - 06/24	5/30/2024	3,160.00
ACH	TITO001--Josh Titone	Reimb. - Mileage - 02/01/24 - 02/26/24	5/30/2024	762.46
ACH	JUST007--Just Dance	Enrichment Svcs - 02/24 - 04/24	5/30/2024	3,330.00
ACH	JYIF000--JYL Fearn - Embark Education	Enrichment Svcs - 04/24 - 06/24	5/30/2024	455.00
ACH	KATE001--Kateri Forest Academy	School of Life Tuesday	5/30/2024	1,080.00
ACH	KICK001--Kick It Up	Enrichment Svcs - 12/23 - 03/24	5/30/2024	9,154.57
ACH	KSW5000--KSW SGV, Inc.	Enrichment Svcs - 05/24	5/30/2024	717.50
ACH	KUMO032--Kumon of San Pedro - Northwest	Enrichment Svcs - 02/24 - 04/24	5/30/2024	690.00
ACH	CRAN001--Lance Crane	Enrichment Svcs - 05/24	5/30/2024	1,800.00
ACH	LANG011--LanguageBird	Enrichment Svcs	5/30/2024	1,899.00
ACH	LEAR001--Learn Beyond the Book, Inc.	Enrichment Svcs - 01/24 - 05/24	5/30/2024	449.00
ACH	LITT000--Little Passports	School Supplies	5/30/2024	256.89
ACH	LONG003--Long Beach Rising	Enrichment Svcs - 05/24 - 06/24	5/30/2024	690.00
ACH	LOST001--Lost Code, Inc	Enrichment Svcs - 02/24 - 04/24	5/30/2024	403.50
ACH	LAZA000--Lynnanne Zager Voiceover	Enrichment Svcs - 04/24	5/30/2024	250.00
ACH	MAKE002--Maker Studio	Enrichment Svcs - 02/24	5/30/2024	1,027.67
ACH	MAJD000--Marc Majdick	Enrichment Svcs - 05/24 - 06/24	5/30/2024	300.00
ACH	BRAD001--Marsha Bradbury	Enrichment Svcs - 012/23 - 05/24	5/30/2024	905.00
ACH	MATH011--Mathnasium	Enrichment Svcs - 05/24 - 06/24	5/30/2024	1,548.00
ACH	MAYI000--Mayid Martial Arts Inc	Enrichment Svcs - 05/24 - 06/24	5/30/2024	200.00
ACH	MCLC001--McClure & Co	Enrichment Svcs - 04/24 - 06/24	5/30/2024	7,798.00
ACH	MELB000--Mel Booker Music	Enrichment Svcs - 11/23 - 06/24	5/30/2024	5,610.00
ACH	MELS000--MEL Science U. S., LLC	School Supplies	5/30/2024	330.63
ACH	JANA000--Melani Jana	Enrichment Svcs - 04/24 - 05/24	5/30/2024	895.00
ACH	DIWA000--Melissa J Diwa Enterprises	Enrichment Svcs - 03/24 - 05/24	5/30/2024	672.00
ACH	MISS003--Miss Bee's Tutoring Inc.	Enrichment Svcs - 05/24 - 06/24	5/30/2024	1,680.00
ACH	MORA004--Morales Martial Arts	Enrichment Svcs - 04/24 - 06/24	5/30/2024	375.00
ACH	ROCK018--Music Freqs	Enrichment Svcs - 05/24 - 06/24	5/30/2024	793.59
ACH	MYLE001--My Learning Center	Enrichment Svcs - 10/23 - 12/23	5/30/2024	400.00
ACH	SANC002--Nancy's Spanish Creative, LLC	Enrichment Svcs - 05/24	5/30/2024	200.00
ACH	NEWB000--New Breed Martial Arts - Oak Hills	Enrichment Svcs - 11/23 - 02/24	5/30/2024	954.00
ACH	NEWC002--New Chapter Fitness	Enrichment Svcs - 05/24 - 06/24	5/30/2024	1,000.00
ACH	NUES000--Nuestra Escuela Spanish Academy	Enrichment Svcs - 04/24 - 05/24	5/30/2024	1,233.70
ACH	CHAR022--Orion Technology Group dba Charter Tech Services	Subscription	5/30/2024	14,058.06
ACH	OWLC000--Owlcrate Enterprises Inc.	School Supplies	5/30/2024	536.89
ACH	OXFO000--Oxford Consulting Services, Inc.	SpEd Svcs - 04/24	5/30/2024	247.50
ACH	PEPP000--Peppercorn Ranch	Enrichment Svcs - 05/24	5/30/2024	756.00
ACH	PETE005--Peterson Grapplers Inc	Enrichment Svcs - 05/24 - 06/24	5/30/2024	225.00
ACH	POLI002--Polish Alma Mater	Enrichment Svcs - 03/24 - 06/24	5/30/2024	700.00
ACH	POWE000--Power of One - Lakewood	Enrichment Svcs - 04/24 - 06/24	5/30/2024	1,508.00
ACH	CHOU000--Rebecca Chou	Enrichment Svcs - 05/24	5/30/2024	395.00
ACH	ROLL002--Rolling Robots Inc	Enrichment Svcs - 04/24 - 05/24	5/30/2024	623.04
ACH	GAYN000--Ryan Gaynor	Enrichment Svcs - 04/24 - 05/24	5/30/2024	2,501.31
ACH	SANT028--Santa Clarita In Home Tutoring	Enrichment Svcs	5/30/2024	1,098.00
ACH	SCHO026--Schoolhouse Discoveries LLC	School Supplies	5/30/2024	315.15
ACH	SEAS002--Seaside Therapy Inc.	SpEd Svcs - 04/24	5/30/2024	14,767.50
ACH	SERE000--Serendipity Dance Co	Enrichment Svcs - 02/24 - 04/24	5/30/2024	210.00
ACH	SILA000--Silanoe Martial Arts LLC	Enrichment Svcs - 05/24 - 06/24	5/30/2024	169.00
ACH	SIMI001--Simi Valley Jiu Jitsu LLC	Enrichment Svcs - 04/24 - 06/24	5/30/2024	1,750.00
ACH	SOCA013--SoCal Jiu Jitsu & Self Defense	Enrichment Svcs - 05/24 - 06/24	5/30/2024	850.00
ACH	SOUT022--South Bay Aquatics Inc	Enrichment Svcs - 03/24 - 06/24	5/30/2024	797.75
ACH	SOUT024--South Bay Artist Studio	Enrichment Svcs	5/30/2024	125.00
ACH	SOUT009--South Bay Cheer 360	Enrichment Svcs - 02/24 - 06/24	5/30/2024	620.00

**Blue Ridge Academy**  
**Check Register**  
**For the period ended May 31, 2024**

Check Number	Vendor Name	Transaction Description	Check Date	Check Amount
ACH	SOUT018--Southern California Dance Academy	Enrichment Svcs - 05/24	5/30/2024	104.00
ACH	SUCC002--Success Tutoring	Enrichment Svcs - 05/24	5/30/2024	704.50
ACH	SUNS003--Sunsational Swim School	Enrichment Svcs - 05/24	5/30/2024	880.00
ACH	SURF001--surfclass.com	Enrichment Svcs - 05/24 - 06/24	5/30/2024	1,170.00
ACH	SYLV004--Sylvan Learning Center	Enrichment Svcs - 03/24 - 05/24	5/30/2024	990.00
ACH	LITE000--The Literacy Room	Enrichment Svcs - 04/24 - 06/24	5/30/2024	930.00
ACH	LOFT000--The LOFT	Enrichment Svcs - 04/24	5/30/2024	3,267.00
ACH	THRI001--Thrive Academics, Inc.	Enrichment Svcs - 12/23 - 05/24	5/30/2024	2,900.00
ACH	TREL000--Trellis Learning	Enrichment Svcs - 04/24 - 05/24	5/30/2024	2,650.00
ACH	TRUE000--True Note Music, LLC	Enrichment Svcs - 05/24	5/30/2024	1,962.50
ACH	VIVA002--Viva! Learning Space DBA The Lab Learning Space	Enrichment Svcs - 04/24 - 06/24	5/30/2024	4,300.00
ACH	WEST000--West Coast Classical	Enrichment Svcs - 05/24 - 07/24	5/30/2024	516.00
ACH	WOND002--Wonder Crate	Enrichment Svcs - 05/24 - 07/24	5/30/2024	109.90
ACH	DORO000--Yelena Doroshenko	Enrichment Svcs	5/30/2024	125.00
ACH	LITT000--Little Passports	School Supplies	5/31/2024	134.05
Voided - 32962	CAMP008--Sean Campbell	Enrichment Svcs - 02/24 - 05/24	5/1/2024	VOID
Voided - 33422	TURN003--Turner, Warren, Hwang & Conrad AC	Audit Svcs	5/1/2024	VOID
Voided - 0910000100	3ELE000--3 Elements Lifestyle	Enrichment Svcs - 04/24 - 05/24	5/2/2024	VOID
Voided - 0910000100	5678000--A 5678 Dance	Enrichment Svcs - 12/23 - 04/24	5/2/2024	VOID
Voided - 0910000100	LOTT002--A Lotte Horses	Enrichment Svcs - 04/24 - 06/24	5/2/2024	VOID
Voided - 0910000100	TIME006--A Time for Dance	Enrichment Svcs - 04/24 - 05/24	5/2/2024	VOID
Voided - 0910000100	ATUT000--A+ Tutoring Inc.	Enrichment Svcs - 01/24	5/2/2024	VOID
Voided - 0910000100	ACTI002--Action Academy	Enrichment Svcs - 04/24	5/2/2024	VOID
Voided - 0910000100	AERI002--Aerial Gymnastics Club	Enrichment Svcs - 04/24 - 05/24	5/2/2024	VOID
Voided - 0910000100	KING009--Alana King	Reimb - Mileage - 02/02/24 - 02/29/24	5/2/2024	VOID
Voided - 0910000100	TRAC001--Alexandra Tracy	Enrichment Svcs - 04/24	5/2/2024	VOID
Voided - 0910000100	MOGG000--Alice Mogg	Enrichment Svcs - 04/24 - 05/24	5/2/2024	VOID
Voided - 0910000100	KORN000--Alyse Korn	Enrichment Svcs - 03/24 - 05/24	5/2/2024	VOID
Voided - 0910000100	AMER014--American Martial Arts Academy	Enrichment Svcs - 02/24 - 04/24	5/2/2024	VOID
Voided - 0910000100	MANC002--Amy Manchel	Enrichment Svcs - 04/24 - 05/24	5/2/2024	VOID
Voided - 0910000100	APPL004--Apple & Honey Film Corp	Enrichment Svcs - 03/24 - 05/24	5/2/2024	VOID
Voided - 0910000100	APPL002--Applied Music Studios	Enrichment Svcs - 04/24 - 06/24	5/2/2024	VOID
Voided - 0910000100	WORL004--Arlin N. Baymus	Enrichment Svcs - 03/24 - 04/24	5/2/2024	VOID
Voided - 0910000100	ARTA004--Art and Sol Fine Art Classes	Enrichment Svcs - 04/24	5/2/2024	VOID
Voided - 0910000100	ARTE001--Art Experience Studio LLC	Enrichment Svcs - 03/24 - 04/24	5/2/2024	VOID
Voided - 0910000100	ARTO000--Art of Problem Solving	School Supplies	5/2/2024	VOID
Voided - 0910000100	ARTZ000--Art Zone	Enrichment Svcs - 01/24 - 03/24	5/2/2024	VOID
Voided - 0910000100	ARVE000--Arvest Art Studio LLC	Enrichment Svcs - 03/24 - 05/24	5/2/2024	VOID
Voided - 0910000100	ASYL000--Asylum Athletics Club	Enrichment Svcs - 03/24	5/2/2024	VOID
Voided - 0910000100	ATGX000--ATG, Inc. DBA Urban Workshop	Enrichment Svcs - 04/24 - 05/24	5/2/2024	VOID
Voided - 0910000100	AYCL000--AYC LOGIC	Enrichment Svcs - 04/24 - 05/24	5/2/2024	VOID
Voided - 0910000100	AZER000--Azeroual Group LLC	Enrichment Svcs - 05/24	5/2/2024	VOID
Voided - 0910000100	BEHE000--Behere Inc.	Enrichment Svcs - 04/24 - 05/24	5/2/2024	VOID
Voided - 0910000100	ELEM004--Belinda Hill dba Elements of Ojai	Enrichment Svcs - 02/24	5/2/2024	VOID
Voided - 0910000100	BELL002--Bella Musique Academy of the Arts	Enrichment Svcs - 03/24 - 05/24	5/2/2024	VOID
Voided - 0910000100	BEYO002--Beyond the Toolbox LLC	Enrichment Svcs - 01/24 - 03/24	5/2/2024	VOID
Voided - 0910000100	BIOB000--BioBox Labs LLC	School Supplies - 3 Months	5/2/2024	VOID
Voided - 0910000100	HARD000--Brendon Harden	Enrichment Svcs - 02/24 - 03/24	5/2/2024	VOID
Voided - 0910000100	BRIG009--Brighter Bees LLC	Enrichment Svcs - 01/24 - 02/24	5/2/2024	VOID
Voided - 0910000100	BRIL002--BRIL	Enrichment Svcs - 04/24 - 05/24	5/2/2024	VOID
Voided - 0910000100	BROO002--Brooklyn's Conservatory of Music	Enrichment Svcs - 03/24	5/2/2024	VOID
Voided - 0910000100	BRUD000--Brudda LLC	Enrichment Svcs - 04/24 - 05/24	5/2/2024	VOID
Voided - 0910000100	JONE010--Caid Jones	Enrichment Svcs - 04/24 - 06/24	5/2/2024	VOID
Voided - 0910000100	CALH000--Cal Heights Music	Enrichment Svcs - 04/24 - 05/24	5/2/2024	VOID
Voided - 0910000100	POOL001--California Aquatic Therapy & Wellness Center Inc	Enrichment Svcs - 04/24 - 05/24	5/2/2024	VOID
Voided - 0910000100	CALI031--California Cartwheel Center	Enrichment Svcs - 03/24 - 05/24	5/2/2024	VOID
Voided - 0910000100	CALI007--California Storm All Star Cheer INC	Enrichment Svcs - 04/24 - 06/24	5/2/2024	VOID
Voided - 0910000100	CAMA004--Camarillo Shotokan	Enrichment Svcs - 04/24 - 06/24	5/2/2024	VOID
Voided - 0910000100	CAMP009--Campus Basketball LLC	Enrichment Svcs - 04/24	5/2/2024	VOID
Voided - 0910000100	CAND000--Candice Coffee	Enrichment Svcs - 03/24	5/2/2024	VOID
Voided - 0910000100	CANV001--Canvas Brazilian Jiu Jitsu	Enrichment Svcs - 04/24 - 05/24	5/2/2024	VOID
Voided - 0910000100	ANGE000--Carlos Angeles	Enrichment Svcs - 03/24 - 05/24	5/2/2024	VOID
Voided - 0910000100	PHIL006--Carrie Phillips	Enrichment Svcs - 04/24 - 05/24	5/2/2024	VOID
Voided - 0910000100	CARR002--Catherine C. Rothenberger	Enrichment Svcs - 04/24 - 06/24	5/2/2024	VOID
Voided - 0910000100	CHAM006--Champions Services Inc	SpEd Svcs - 03/24	5/2/2024	VOID
Voided - 0910000100	HARJ000--Charissa Harjo	Enrichment Svcs - 03/24 - 05/24	5/2/2024	VOID
Voided - 0910000100	CHAR000--Charter Impact, LLC	Business Mgmt - 04/24	5/2/2024	VOID
Voided - 0910000100	CHIL008--Children's Music Academy	Enrichment Svcs - 04/24 - 05/24	5/2/2024	VOID



**Blue Ridge Academy**  
**Check Register**  
**For the period ended May 31, 2024**

Check Number	Vendor Name	Transaction Description	Check Date	Check Amount
Voided - 0910000100 COAS005--Coast Music Conservatory Inc		Enrichment Svcs - 04/24 - 06/24	5/2/2024	VOID
Voided - 0910000100 COBR000--Cobrinha Brazilian Jiu Jitsu Redondo Beach Inc		Enrichment Svcs - 04/24 - 06/24	5/2/2024	VOID
Voided - 0910000100 SHAR001--Colleen Sharpe		Enrichment Svcs -	5/2/2024	VOID
Voided - 0910000100 COME000--Comedy Playground LLC		Enrichment Svcs - 04/24 - 05/24	5/2/2024	VOID
Voided - 0910000100 CORN003--Cornerstone Music Conservatory		Enrichment Svcs - 03/24	5/2/2024	VOID
Voided - 0910000100 CREA015--Create Complex Inc		Enrichment Svcs - 04/24 - 05/24	5/2/2024	VOID
Voided - 0910000100 CREA016--Create Meaningful Moments		Enrichment Svcs - 03/24 - 06/24	5/2/2024	VOID
Voided - 0910000100 CREO000--Creo Studio Inc.		Enrichment Svcs - 03/24 - 06/24	5/2/2024	VOID
Voided - 0910000100 SOLA002--Cristian Solano		Enrichment Svcs - 04/24	5/2/2024	VOID
Voided - 0910000100 CUIZ000--Cuizon Ballet Centre		Enrichment Svcs - 04/24 - 05/24	5/2/2024	VOID
Voided - 0910000100 CONE006--CVBJJA LLC		Enrichment Svcs - 04/24 - 06/24	5/2/2024	VOID
Voided - 0910000100 SMAL003--Cynthia Small		Enrichment Svcs - 04/24 - 05/24	5/2/2024	VOID
Voided - 0910000100 ROUS000--Dana Rouse		Enrichment Svcs - 03/24 - 04/24	5/2/2024	VOID
Voided - 0910000100 LONE000--Adus Daniele Lonero - XTMA		Enrichment Svcs - 04/24 - 06/24	5/2/2024	VOID
Voided - 0910000100 DAVE003--Dave Janssen's School of Music, LLC		Enrichment Svcs - 04/24 - 05/24	5/2/2024	VOID
Voided - 0910000100 DOLL002--Dollar Driving School		Enrichment Svcs - 04/24	5/2/2024	VOID
Voided - 0910000100 DRAG001--Dragon Han Martial Arts		Enrichment Svcs - 04/24 - 06/24	5/2/2024	VOID
Voided - 0910000100 EAT2000--eat2explore		School Supplies - 3 Month Subscription	5/2/2024	VOID
Voided - 0910000100 EDME000--Edmentum Inc		School Supplies	5/2/2024	VOID
Voided - 0910000100 ELIZ001--Elizabeth Zacharias Piano Studio		Enrichment Svcs - 04/24	5/2/2024	VOID
Voided - 0910000100 MATH078--Emile Endeavors Inc (dba Mathnasium)		Enrichment Svcs - 04/24	5/2/2024	VOID
Voided - 0910000100 MCAL000--Emma McAllister		CDWG Statement for the amount of \$61.29	5/2/2024	VOID
Voided - 0910000100 ENLI000--Enlightened Learning		Enrichment Svcs - 01/24 - 05/24	5/2/2024	VOID
Voided - 0910000100 EPST000--Epstein Entertainment		Enrichment Svcs - 03/24	5/2/2024	VOID
Voided - 0910000100 KOGA000--Eric Kogan		Enrichment Svcs - 04/24 - 06/24	5/2/2024	VOID
Voided - 0910000100 EROL000--Erolin 3D Martial Arts LLC		Enrichment Svcs - 04/24	5/2/2024	VOID
Voided - 0910000100 LARK000--Evangelia Larkin		Enrichment Svcs - 03/24 - 05/24	5/2/2024	VOID
Voided - 0910000100 KURT001--Evon Schaar Kurtz		Enrichment Svcs - 04/24 - 06/24	5/2/2024	VOID
Voided - 0910000100 FIGH000--Fight Foundation		Enrichment Svcs - 04/24	5/2/2024	VOID
Voided - 0910000100 FIRE006--Firestorm Galaxy		Enrichment Svcs - 03/24	5/2/2024	VOID
Voided - 0910000100 FITS000--FitSport Kinetics		Enrichment Svcs - 03/24 - 05/24	5/2/2024	VOID
Voided - 0910000100 G4GU000--G4 Guitar Schools Oxnard		Enrichment Svcs - 01/24 - 03/24	5/2/2024	VOID
Voided - 0910000100 GOLD007--Gold Coast Gymnastics		Enrichment Svcs - 04/24 - 05/24	5/2/2024	VOID
Voided - 0910000100 GRAC020--Graceful Minds LLC		Enrichment Svcs - 03/24 - 05/24	5/2/2024	VOID
Voided - 0910000100 GRAC022--Gracie Brazilian Jiu Jitsu LLC		Enrichment Svcs - 03/24 - 04/24	5/2/2024	VOID
Voided - 0910000100 GRAC016--Gracie Global LLC		Enrichment Svcs - 04/24	5/2/2024	VOID
Voided - 0910000100 GRAC021--Gracie Jiu-Jitsu Santa Clarita		Enrichment Svcs - 04/24 - 06/24	5/2/2024	VOID
Voided - 0910000100 RAMI004--Hector Ramirez Jr		Enrichment Svcs - 05/24 - 06/24	5/2/2024	VOID
Voided - 0910000100 HELP000--Helping Hands Kids Studio LLC		Enrichment Svcs - 04/24 - 05/24	5/2/2024	VOID
Voided - 0910000100 HIGH007--Higher Ground Skateboarding		Enrichment Svcs - 04/24 - 05/24	5/2/2024	VOID
Voided - 0910000100 HILL007--Hillcrest Ranch Inc.		Enrichment Svcs - 03/24	5/2/2024	VOID
Voided - 0910000100 NOBL000--Holly Noble		Enrichment Svcs - 04/24 - 05/24	5/2/2024	VOID
Voided - 0910000100 HOME006--Home School Coaches		Enrichment Svcs - 02/24 - 06/24	5/2/2024	VOID
Voided - 0910000100 HUCK001--Huckleberry Friend Productions		Enrichment Svcs - 03/24 - 05/24	5/2/2024	VOID
Voided - 0910000100 IGNI002--Ignite Martial Arts, Inc		Enrichment Svcs - 04/24 - 05/24	5/2/2024	VOID
Voided - 0910000100 INSP001--Inspyr Arts Education		Enrichment Svcs - 02/24 - 03/24	5/2/2024	VOID
Voided - 0910000100 INST001--Institute for Excellence in Writing		School Supplies	5/2/2024	VOID
Voided - 0910000100 IRON000--Iron Fist		Enrichment Svcs - 01/24 - 04/24	5/2/2024	VOID
Voided - 0910000100 JALG000--Jacob Lusk		Enrichment Svcs - 04/24 - 06/24	5/2/2024	VOID
Voided - 0910000100 DURA001--James Duran		Enrichment Svcs - 04/24 - 06/24	5/2/2024	VOID
Voided - 0910000100 JAMM000--Jammin' Music		Enrichment Svcs - 04/24 - 06/24	5/2/2024	VOID
Voided - 0910000100 MIDE000--Jennifer A. Molin		Enrichment Svcs - 04/24	5/2/2024	VOID
Voided - 0910000100 GREE012--Jessica Greenly		Enrichment Svcs - 03/24 - 04/24	5/2/2024	VOID
Voided - 0910000100 BILL000--Joyce Billman		Enrichment Svcs - 03/20 - 05/24	5/2/2024	VOID
Voided - 0910000100 JUST006--Justine Sherman & Associates Inc		SpEd Svcs - 03/24	5/2/2024	VOID
Voided - 0910000100 JYIF000--JYL Fearn - Embark Education		Enrichment Svcs - 03/24 - 05/24	5/2/2024	VOID
Voided - 0910000100 KANO001--Kantor Driving School, Inc.		Enrichment Svcs - 02/24	5/2/2024	VOID
Voided - 0910000100 WHIS001--Katelyn Stahl		Enrichment Svcs - 03/24 - 05/24	5/2/2024	VOID
Voided - 0910000100 KATE001--Kateri Forest Academy		Enrichment Svcs - 04/24	5/2/2024	VOID
Voided - 0910000100 MAND001--Katherine Mandel		Enrichment Svcs - 04/24 - 05/24	5/2/2024	VOID
Voided - 0910000100 MISS010--Kathleen Crady		Enrichment Svcs - 03/24 - 04/24	5/2/2024	VOID
Voided - 0910000100 KHAC000--Khachatryan Tennis Academy		Enrichment Svcs - 01/24 - 05/24	5/2/2024	VOID
Voided - 0910000100 KIDS009--Kids Connections Developmental Therapy Center		SpEd Svcs - 03/24	5/2/2024	VOID
Voided - 0910000100 KING011--King! Ohana House		Enrichment Svcs - 04/24 - 06/24	5/2/2024	VOID
Voided - 0910000100 GRAH0002--Korene Graham		Enrichment Svcs - 04/24 - 05/24	5/2/2024	VOID
Voided - 0910000100 KUKK000--Kukkido Martial Arts Studio		Enrichment Svcs - 04/24 - 06/24	5/2/2024	VOID
Voided - 0910000100 KUMO002--Kumon Math and Reading of Palmdale		Enrichment Svcs - 12/23 - 03/24	5/2/2024	VOID
Voided - 0910000100 LAMU000--LA Music Lessons		Enrichment Svcs - 02/24 - 05/24	5/2/2024	VOID

**Blue Ridge Academy**  
**Check Register**  
**For the period ended May 31, 2024**

Check Number	Vendor Name	Transaction Description	Check Date	Check Amount
Voided - 0910000100 LANG011--LanguageBird		Enrichment Svcs	5/2/2024	VOID
Voided - 0910000100 LYRA000--Laura Lyman Grote		Enrichment Svcs - 04/24	5/2/2024	VOID
Voided - 0910000100 LAVI000--LaVine Equestrian		Enrichment Svcs - 03/24 - 04/24	5/2/2024	VOID
Voided - 0910000100 LEAR001--Learn Beyond the Book, Inc.		Enrichment Svcs - 03/24 - 05/24	5/2/2024	VOID
Voided - 0910000100 LEGA007--Legacy Glendale BJJ LLC		Enrichment Svcs - 04/24 - 05/24	5/2/2024	VOID
Voided - 0910000100 WAGN001--Leonora K. Wanger		Enrichment Svcs - 03/24	5/2/2024	VOID
Voided - 0910000100 LION001--Lion's Tae Kwon Do Academy Inc		Enrichment Svcs - 02/24 - 03/24	5/2/2024	VOID
Voided - 0910000100 LITT000--Little Passports		School Supplies	5/2/2024	VOID
Voided - 0910000100 LONG003--Long Beach Rising		Enrichment Svcs - 02/24 - 04/24	5/2/2024	VOID
Voided - 0910000100 LONG002--Long Beach School of Music		Enrichment Svcs - 02/24 - 04/24	5/2/2024	VOID
Voided - 0910000100 M2MG000--M2M Glendale Inc		Enrichment Svcs - 03/24 - 04/24	5/2/2024	VOID
Voided - 0910000100 MAKE002--Maker Studio		Enrichment Svcs - 01/24	5/2/2024	VOID
Voided - 0910000100 PERR001--Mallory Perry		Enrichment Svcs - 04/24 - 05/24	5/2/2024	VOID
Voided - 0910000100 DESM000--Martha Desmond		Enrichment Svcs - 02/24 - 05/24	5/2/2024	VOID
Voided - 0910000100 CONV000--Mary Converse		Enrichment Svcs - 04/24 - 06/24	5/2/2024	VOID
Voided - 0910000100 TAKA001--Masami Takahata		Enrichment Svcs - 04/24 - 06/24	5/2/2024	VOID
Voided - 0910000100 BROU000--Mathieu Brousseau		Enrichment Svcs - 03/24 - 04/24	5/2/2024	VOID
Voided - 0910000100 MATH043--Mathnasium		Enrichment Svcs - 04/24 - 06/24	5/2/2024	VOID
Voided - 0910000100 MATH079--Mathnasium of Torrance		Enrichment Svcs - 03/24	5/2/2024	VOID
Voided - 0910000100 MCCL001--McClure & Co		Enrichment Svcs - 03/24 - 05/24	5/2/2024	VOID
Voided - 0910000100 MEGA000--Megan Litz Private Tutoring		Enrichment Svcs - 04/24 - 06/24	5/2/2024	VOID
Voided - 0910000100 MELS000--MEL Science U. S., LLC		School Supplies	5/2/2024	VOID
Voided - 0910000100 DIWA000--Melissa J Diwa Enterprises		Enrichment Svcs - 02/24 - 04/24	5/2/2024	VOID
Voided - 0910000100 MIAP000--Miaplaza Inc.		License - 3 months	5/2/2024	VOID
Voided - 0910000100 BURG002--Michael Burgett		Enrichment Svcs - 04/24 - 06/24	5/2/2024	VOID
Voided - 0910000100 WHIT014--Michelle Whitesides		Enrichment Svcs - 04/24 - 05/24	5/2/2024	VOID
Voided - 0910000100 MISS003--Miss Bee's Tutoring Inc.		Enrichment Svcs - 04/24 - 05/24	5/2/2024	VOID
Voided - 0910000100 MODE003--Modest Fly Art		Enrichment Svcs - 01/24 - 03/24	5/2/2024	VOID
Voided - 0910000100 MRDM000--Mr. D Math, LLC		CAASPP Test Prep	5/2/2024	VOID
Voided - 0910000100 MTKG000--MTKG Inc.		Enrichment Svcs - 03/24	5/2/2024	VOID
Voided - 0910000100 MUSI024--Music Box		Enrichment Svcs - 04/24 - 05/24	5/2/2024	VOID
Voided - 0910000100 ROCK018--Music Freqs		Enrichment Svcs - 04/24	5/2/2024	VOID
Voided - 0910000100 GOOD001--Nadine Goodwin		Enrichment Svcs - 05/24	5/2/2024	VOID
Voided - 0910000100 SANC002--Nancy's Spanish Creative, LLC		Enrichment Svcs - 04/24 - 05/24	5/2/2024	VOID
Voided - 0910000100 NEWF001--New Form Training LLC		Enrichment Svcs - 02/24 - 03/24	5/2/2024	VOID
Voided - 0910000100 NIHA000--Ni Hao Chinese		Enrichment Svcs - 04/24	5/2/2024	VOID
Voided - 0910000100 LACO002--Nicola Iacovetti		Enrichment Svcs - 03/24 - 05/24	5/2/2024	VOID
Voided - 0910000100 NORT012--North Valley Aikikai		Enrichment Svcs - 04/24	5/2/2024	VOID
Voided - 0910000100 NUES000--Nuestra Escuela Spanish Academy		Enrichment Svcs - 03/24 - 05/24	5/2/2024	VOID
Voided - 0910000100 OASI000--Oasis Aquatics, Inc.		Enrichment Svcs - 04/24 - 05/24	5/2/2024	VOID
Voided - 0910000100 ONES000--One Spark Academy		Enrichment Svcs - 04/24 - 05/24	5/2/2024	VOID
Voided - 0910000100 OPAV000--Opava Eventing		Enrichment Svcs - 03/24 - 05/24	5/2/2024	VOID
Voided - 0910000100 OPEN003--Open Lid Piano Studio		Enrichment Svcs - 01/24 - 02/24	5/2/2024	VOID
Voided - 0910000100 CHAR022--Orion Technology Group dba Charter Tech Service		Laptop(7), Apple iPad(10), Apple iPad Pro(10), Chromebook(6)	5/2/2024	VOID
Voided - 0910000100 OXFO000--Oxford Consulting Services, Inc.		SpEd Svcs - 03/24	5/2/2024	VOID
Voided - 0910000100 POWE007--P.O.W.E.R. Training LLC		Enrichment Svcs - 04/24 - 06/24	5/2/2024	VOID
Voided - 0910000100 LAMP003--Pamela Lam		Enrichment Svcs - 04/24 - 06/24	5/2/2024	VOID
Voided - 0910000100 SPEA002--Pasadena Kenpo LLC DBA Jeff Speakman's Kenpo		Enrichment Svcs - 03/24 - 06/24	5/2/2024	VOID
Voided - 0910000100 RAMI003--Paula Ramirez		Enrichment Svcs - 03/24	5/2/2024	VOID
Voided - 0910000100 PETE005--Peterson Grapplers Inc		Enrichment Svcs - 04/24	5/2/2024	VOID
Voided - 0910000100 CARL003--Philipp Florin		Enrichment Svcs - 04/24 - 06/24	5/2/2024	VOID
Voided - 0910000100 PIAN002--Piano Play Music Systems Inc		Enrichment Svcs - 01/24 - 03/24	5/2/2024	VOID
Voided - 0910000100 POWE008--Power of One Self Defense Institute		Enrichment Svcs - 04/24 - 06/24	5/2/2024	VOID
Voided - 0910000100 PRAD001--Prado Music Academy LLC		Enrichment Svcs - 04/24	5/2/2024	VOID
Voided - 0910000100 RAFF000--Raffia Music Studio		Enrichment Svcs - 03/24 - 05/24	5/2/2024	VOID
Voided - 0910000100 REDH000--Red Hat Cowgirl		Enrichment Svcs - 04/24	5/2/2024	VOID
Voided - 0910000100 ROLL002--Rolling Robots Inc		Enrichment Svcs - 04/24	5/2/2024	VOID
Voided - 0910000100 AGGA000--Ron Aggabao		Enrichment Svcs - 04/24 - 06/24	5/2/2024	VOID
Voided - 0910000100 ROND000--Rondo Music School LLC dba Hollywood Academy		Enrichment Svcs - 02/24	5/2/2024	VOID
Voided - 0910000100 ROSE010--Rosetta Stone LLC		School Supplies	5/2/2024	VOID
Voided - 0910000100 ROYA001--Royal Swim Team Inc.		Enrichment Svcs - 04/24- 06/30/24	5/2/2024	VOID
Voided - 0910000100 SANP002--San Pedro Ballet School		Enrichment Svcs - 05/24 - 06/24	5/2/2024	VOID
Voided - 0910000100 SAVA002--Savage Learning Environment		Enrichment Svcs - 02/24	5/2/2024	VOID
Voided - 0910000100 SCHO000--School Pathways, LLC		Annual Subscription - 04/01/24 - 03/31/24	5/2/2024	VOID
Voided - 0910000100 SERE000--Serendipity Dance Co		Enrichment Svcs - 04/24 - 06/24	5/2/2024	VOID
Voided - 0910000100 MOVI003--Sergio Movilla		Enrichment Svcs - 04/24 - 05/24	5/2/2024	VOID
Voided - 0910000100 SHAK004--Shakespeare Kids		Enrichment Svcs - 02/24 - 05/24	5/2/2024	VOID
Voided - 0910000100 SIER002--Sierra Madre Dance Center		Enrichment Svcs - 04/24 - 05/24	5/2/2024	VOID

**Blue Ridge Academy**  
**Check Register**  
**For the period ended May 31, 2024**

Check Number	Vendor Name	Transaction Description	Check Date	Check Amount
Voided - 0910000100 SIMI001--Simi Valley Jiu Jitsu LLC		Enrichment Svcs - 04/24 - 05/24	5/2/2024	VOID
Voided - 0910000100 SING003--Sing Language Foundation		Enrichment Svcs - 03/24 - 04/24	5/2/2024	VOID
Voided - 0910000100 SKAT005--Skate Sessions - Jamonn Roberts		Enrichment Svcs - 04/24 - 06/24	5/2/2024	VOID
Voided - 0910000100 SOCA013--SoCal Jiu Jitsu & Self Defense		Enrichment Svcs - 04/24	5/2/2024	VOID
Voided - 0910000100 SOUT022--South Bay Aquatics Inc		Enrichment Svcs - 05/24 - 06/24	5/2/2024	VOID
Voided - 0910000100 SOUT019--South Bay Art Department		Enrichment Svcs - 01/24 - 02/24	5/2/2024	VOID
Voided - 0910000100 SOUT024--South Bay Artist Studio		Enrichment Svcs - 03/24	5/2/2024	VOID
Voided - 0910000100 SOUT009--South Bay Cheer 360		Enrichment Svcs - 04/24 - 06/24	5/2/2024	VOID
Voided - 0910000100 STIT000--StitchSpace LA		Enrichment Svcs - 03/24	5/2/2024	VOID
Voided - 0910000100 STUD015--StudyBuddy Homeschool Consulting & Education		Enrichment Svcs - 04/24 - 06/24	5/2/2024	VOID
Voided - 0910000100 SUCC002--Success Tutoring		Enrichment Svcs - 03/24 - 06/24	5/2/2024	VOID
Voided - 0910000100 SUMM006--Summit Enrichment Academy		Enrichment Svcs - 04/24 - 05/24	5/2/2024	VOID
Voided - 0910000100 SUNS003--Sunsational Swim School		Enrichment Svcs - 03/24 - 06/24	5/2/2024	VOID
Voided - 0910000100 SYLV009--Sylvia's Design Studio		Enrichment Svcs - 04/24 - 06/24	5/2/2024	VOID
Voided - 0910000100 TARZ000--Tarzana Jiu Jitsu LLC		Enrichment Svcs - 04/24 - 05/24	5/2/2024	VOID
Voided - 0910000100 ARTE004--The Arterie		Enrichment Svcs - 04/24 - 05/24	5/2/2024	VOID
Voided - 0910000100 BEND001--The Bending Willow Academy		Enrichment Svcs - 04/24 - 05/24	5/2/2024	VOID
Voided - 0910000100 COLB000--The Colburn School		Enrichment Svcs - 04/24 - 06/24	5/2/2024	VOID
Voided - 0910000100 CREA011--The Creativity Land		Enrichment Svcs - 03/24 - 05/24	5/2/2024	VOID
Voided - 0910000100 DANC009--The Dance Company		Enrichment Svcs - 04/24 - 06/24	5/2/2024	VOID
Voided - 0910000100 DANC031--The Dance School LA LLC		Enrichment Svcs - 02/24	5/2/2024	VOID
Voided - 0910000100 PASA006--The Pasadena Humane Society		Enrichment Svcs - 04/24	5/2/2024	VOID
Voided - 0910000100 BYRO000--Thomas C Byron		Enrichment Svcs - 04/24	5/2/2024	VOID
Voided - 0910000100 THRE000--Threefold Village Corporation		Enrichment Svcs - 08/23 - 06/24	5/2/2024	VOID
Voided - 0910000100 TIME002--Time4Learning		Subscription (92)	5/2/2024	VOID
Voided - 0910000100 TINY000--Tiny Seeds Academy		Enrichment Svcs - 04/24 - 06/24	5/2/2024	VOID
Voided - 0910000100 TRAD000--Traditional Equitation School		Enrichment Svcs - 02/24 - 05/24	5/2/2024	VOID
Voided - 0910000100 MARS002--Triton Gym		Enrichment Svcs - 03/24 - 04/24	5/2/2024	VOID
Voided - 0910000100 TRUE000--True Note Music, LLC		Enrichment Svcs - 03/24	5/2/2024	VOID
Voided - 0910000100 TUTO010--Tutorloo, Inc, dba Mathnasium of Long Beach Los		Enrichment Svcs - 04/24	5/2/2024	VOID
Voided - 0910000100 CARL001--Tyler Carlisle		Enrichment Svcs - 02/24 - 06/24	5/2/2024	VOID
Voided - 0910000100 ULTR000--Ultra Jiu Jitsu Academy		Enrichment Svcs - 04/24 - 06/24	5/2/2024	VOID
Voided - 0910000100 VENT007--Ventura County Music Academy		Enrichment Svcs - 01/24 - 06/24	5/2/2024	VOID
Voided - 0910000100 VENT006--Ventura Makos Surf Camp, Inc.		Enrichment Svcs - 03/24 - 04/24	5/2/2024	VOID
Voided - 0910000100 MEYE000--Vinita Meyers		Enrichment Svcs - 05/24 - 06/24	5/2/2024	VOID
Voided - 0910000100 KALE001--Virginia Kalergis		Enrichment Svcs - 04/24 - 05/24	5/2/2024	VOID
Voided - 0910000100 WATE010--Waterfront Education		Enrichment Svcs - 02/24 - 04/24	5/2/2024	VOID
Voided - 0910000100 WATE001--Watersafe Swim School		Enrichment Svcs - 03/24 - 05/24	5/2/2024	VOID
Voided - 0910000100 WHOL001--Whole Child Therapy Inc.		SpEd Svcs - 03/24	5/2/2024	VOID
Voided - 0910000100 WOND002--Wonder Crate		Enrichment Svcs - 04/24 - 06/24	5/2/2024	VOID
Voided - 0910000100 CORT003--Yolanda A. Cortenbach		Enrichment Svcs - 01/24 - 03/24	5/2/2024	VOID
Voided - 0910000100 KUMO034--Kumon Math and Reading Center - Northridge		Enrichment Svcs - 04/24 - 05/24	5/2/2024	VOID
Voided - 0910000100 AMAZ000--Amazon Capital Services		School Supplies - Credit	5/2/2024	VOID
Voided - 32937 GRAN000--Michelle Granton		Enrichment Svcs - 02/24 - 05/24	5/2/2024	VOID
Voided - 33388 LEWI000--Lewis Music Academy		Enrichment Svcs - 03/24 - 06/24	5/3/2024	VOID
Voided - 33161 SING003--Sing Language Foundation		Enrichment Svcs - 03/24 - 04/24	5/8/2024	VOID
Voided - 33096 DURA001--James Duran		Enrichment Svcs - 03/24 - 04/24	5/10/2024	VOID
Voided - 33349 JOHN001--Carol E Johnson		Enrichment Svcs - 04/24 - 06/24	5/10/2024	VOID
Voided - 33412 STAR002--Star Dance Center		Enrichment Svcs - 03/24 - 05/24	5/12/2024	VOID
Voided - 33335 ACCU000--AccuVision Optometry Inc		SpEd Svcs - 03/24	5/15/2024	VOID
Voided - 33336 ACTI000--Activities for Learning, Inc.		School Supplies	5/15/2024	VOID
Voided - 33337 ALLE000--Allegretto Music School		Enrichment Svcs - 03/24	5/15/2024	VOID
Voided - 33338 GATE002--Amanda Gates		Reimb - Milage - 03/28/24	5/15/2024	VOID
Voided - 33339 KOTT000--Amber Kott		Reimb - Office Supplies 03/05/24 - 03/17/24	5/15/2024	VOID
Voided - 33340 BRECO00--Amy Breceda		School Supplies	5/15/2024	VOID
Voided - 33341 ANTH001--Anthem Music Lessons		Enrichment Svcs - 04/24 - 05/24	5/15/2024	VOID
Voided - 33343 AQUA006--Aqua Tots LA LLC		Enrichment Svcs - 04/24	5/15/2024	VOID
Voided - 33344 ARTS000--Art Steps, Inc.		Enrichment Svcs - 03/24	5/15/2024	VOID
Voided - 33345 AVAN000--Avani Zaidi		SpEd Svcs - 03/24	5/15/2024	VOID
Voided - 33346 LEON001--Barbara Leoni		Enrichment Svcs - 03/24 - 05/24	5/15/2024	VOID
Voided - 33347 BEVE000--Beverly Grove Vision Care Optometry Inc		SpEd Svcs - 03/24	5/15/2024	VOID
Voided - 33348 BRAV000--Brave Writer, LLC		School Supplies	5/15/2024	VOID
Voided - 33350 KAZO000--Cecilia Kazol		Enrichment Svcs - 04/24 - 06/24	5/15/2024	VOID
Voided - 33351 CERT000--Certified Interpreting Services LLC		SpEd Svcs - 03/24	5/15/2024	VOID
Voided - 33352 CHAR2001--Charter Communications		Communication Svcs - 04/01/24 - 04/30/24	5/15/2024	VOID
Voided - 33353 CARP000--Colleen Carpio		SpEd Svcs - 03/24	5/15/2024	VOID
Voided - 33354 COLO007--Color it In		Enrichment Svcs - 04/24	5/15/2024	VOID
Voided - 33355 CONE001--Conejo Recreation and Park District		Enrichment Svcs - 01/24 - 03/24	5/15/2024	VOID

**Blue Ridge Academy**  
**Check Register**  
**For the period ended May 31, 2024**

Check Number	Vendor Name	Transaction Description	Check Date	Check Amount
Voided - 33356	CREA014--Creators Touch on Wheels, Inc	Enrichment Svcs - 04/24 - 05/24	5/15/2024	VOID
Voided - 33357	CROS006--CrossFit 310	Enrichment Svcs - 03/24 - 05/24	5/15/2024	VOID
Voided - 33358	DANC007--Dance 1	Enrichment Svcs - 04/23	5/15/2024	VOID
Voided - 33360	DGTH000--DG Therapy Group	SpEd Svcs - 03/24	5/15/2024	VOID
Voided - 33361	DOCU000--Document Tracking Services	Document Tracking Svcs - 03/24 - 04/24	5/15/2024	VOID
Voided - 33362	DOLL001--Dollar Driving School of Ventura	Enrichment Svcs - 03/24 - 04/24	5/15/2024	VOID
Voided - 33363	ETHE000--E-Therapy, LLC	SpEd Svcs - 03/24	5/15/2024	VOID
Voided - 33364	HEND003--Elisa Hendricks	Reimb - Mileage 03/24	5/15/2024	VOID
Voided - 33365	EMHS000--EMH Sports USA, Inc.	SpEd Svcs - 03/24	5/15/2024	VOID
Voided - 33366	DELG001--Erica L. Delgado	Enrichment Svcs 03/24	5/15/2024	VOID
Voided - 33367	LETH000--Erin Letham	Reimb - Mileage 03/04/24 - 03/06/24	5/15/2024	VOID
Voided - 33368	EVER001--EverWild	Enrichment Svcs	5/15/2024	VOID
Voided - 33369	FITK000--Fit Kids Gymnastics Center	Enrichment Svcs - 04/24 - 06/24	5/15/2024	VOID
Voided - 33371	GIBS000--Gibson Music Studio	Enrichment Svcs 03/24 - 05/24	5/15/2024	VOID
Voided - 33372	GRAC015--Gracie Barra West Lancaster	Enrichment Svcs - 03/24 - 06/24	5/15/2024	VOID
Voided - 33373	HAPP003--Happy Horse Trail Rides, Inc.	Enrichment Svcs - 03/24 - 06/24	5/15/2024	VOID
Voided - 33374	HUCK000--HuckleBerry Center for Creative Learning	Enrichment Svcs - 03/24 - 05/24	5/15/2024	VOID
Voided - 33375	IMAG005--Image 2000, Inc.	Copy Contract - 02/01/24 - 02/29/24	5/15/2024	VOID
Voided - 33377	DODD000--Kaley Dodd	Reimb - Mileage 01/10/24 - 02/23/24	5/15/2024	VOID
Voided - 33379	CORE001--Katherine Corey	Enrichment Svcs - 04/24 - 06/24	5/15/2024	VOID
Voided - 33380	KIDS019--KidsArt - Valencia, Inc.	Enrichment Svcs - 03/24	5/15/2024	VOID
Voided - 33381	KIDS023--KidsArt, Inc - Los Angeles DBA Drawn2Art	Enrichment Svcs - 02/24	5/15/2024	VOID
Voided - 33383	VELO001--Kimberly Veloz - Learning Wins	Enrichment Svcs - 02/24 - 03/24	5/15/2024	VOID
Voided - 33384	ARMB000--Laura Armbruster	Reimb - Meals 03/21/24	5/15/2024	VOID
Voided - 33385	FISC000--Laura Fischer	Enrichment Svcs - 03/24	5/16/2024	VOID
Voided - 33386	BRUN001--Laura K Brunasso	Reimb - Mileage 02/01/24 - 02/29/24	5/16/2024	VOID
Voided - 33387	VARG000--Laura Vargas	SpEd Svcs - 02/24	5/16/2024	VOID
Voided - 33389	LITT003--Little Ears Therapy Center	SpEd Svcs - 03/24	5/16/2024	VOID
Voided - 33390	TEIC000--Mary Teichert	Enrichment Svcs - 09/23 - 12/23	5/16/2024	VOID
Voided - 33392	MCRO000--McRory Pediatric Services	SpEd Svcs - 02/24	5/16/2024	VOID
Voided - 33393	CLEN000--Megan Clendening	Reimb - Mailing 03/29/24	5/16/2024	VOID
Voided - 33395	DELO002--Moriah DeLeon	Reimb - Mileage 03/04/24 - 03/28/24	5/16/2024	VOID
Voided - 33396	MOZA000--MozArt Music Academy	Enrichment Svcs - 01/24 - 05/24	5/16/2024	VOID
Voided - 33397	PERF007--Perfect Day Surf Camp	Enrichment Svcs - 10/23	5/16/2024	VOID
Voided - 33398	PROF002--Professional Tutors of America	SpEd Svcs - 09/23 - 05/24	5/16/2024	VOID
Voided - 33399	RAIN000--Rainbow Resource Center	School Supplies	5/16/2024	VOID
Voided - 33400	REDD001--Red Dragon Karate	Enrichment Svcs - 04/24 - 05/24	5/16/2024	VOID
Voided - 33401	REDL006--Redline Athletics	Enrichment Svcs - 04/24 - 06/24	5/16/2024	VOID
Voided - 33402	RIVE007--Riverside County Office of Education	CTI Induction Program Fees	5/16/2024	VOID
Voided - 33403	REME000--Robert Remedi	Enrichment Svcs - 03/24 - 04/24	5/16/2024	VOID
Voided - 33404	ROCK004--Rock Tree Sky	SpEd Svcs - 03/24	5/16/2024	VOID
Voided - 33405	ROSE006--Rosemary Johnson & Associate Clinic	SpEd Svcs - 03/24	5/16/2024	VOID
Voided - 33407	SANT001--Santa Barbara Zoo	Enrichment Svcs - 02/24 - 04/24	5/16/2024	VOID
Voided - 33408	SOCA6388--SoCalGas	Utility Svcs - 02/29/24 - 03/29/24	5/16/2024	VOID
Voided - 33409	SOCA6550--SoCalGas	Utility Svcs - 02/29/24 - 03/29/24	5/16/2024	VOID
Voided - 33410	SOCA6071--SoCalGas	Utility Svcs - 02/29/24 - 03/29/24	5/16/2024	VOID
Voided - 33411	SPEE010--Speech Improvement Center	SpEd Svcs - 02/24	5/16/2024	VOID
Voided - 33413	HEES000--Tara Hees	Reimb - Mailing 03/25/24	5/16/2024	VOID
Voided - 33414	SEVI001--Tasia Sevilla	Reimb - Mileage 04/10/24	5/16/2024	VOID
Voided - 33415	TERR005--Terra Arts Foundation	Enrichment Svcs - 01/24 - 05/24	5/16/2024	VOID
Voided - 33416	SALV001--The Salvation Army	Enrichment Svcs - 04/24	5/16/2024	VOID
Voided - 33417	SPEE004--The Speech and Language Group, Inc	SpEd Svcs - 03/24	5/16/2024	VOID
Voided - 33418	VIVI000--The Vivid Canvas Art Studio	Enrichment Svcs - 04/24 - 05/24	5/16/2024	VOID
Voided - 33419	TRUL000--Thomas Trull Tutoring LLC	Enrichment Svcs - 12/23 - 3/24	5/16/2024	VOID
Voided - 33420	EARL000--Tracey Earl	Reimb - Mileage - 03/24	5/16/2024	VOID
Voided - 33421	OAKC000--Tracy Boldroff - Oak Creek Corral	Enrichment Svcs - 03/24	5/16/2024	VOID
Voided - 33423	VALE006--Valerie Marich Music	Enrichment Svcs - 02/24	5/16/2024	VOID
Voided - 33425	VICT004--Victory Gymnastics Academy	Enrichment Svcs - 03/24	5/16/2024	VOID
Voided - 33427	WATT000--WATT Enterprises	Rent - 05/24	5/16/2024	VOID
Voided - 33428	ZULT000--Z Ultimate Self Defense Studios	Enrichment Svcs - 04/24 - 05/24	5/16/2024	VOID
Voided - 33334	YNMA000--YN Machida	Enrichment Svcs - 04/24	5/17/2024	VOID
Voided - 33063	VOEL000--Dime Basketball	Enrichment Svcs - 02/24 - 05/24	5/21/2024	VOID
Voided - 33542	MUSI031--Music & Dance	Enrichment Svcs - 03/24	5/21/2024	VOID
Voided - 33637	COPP001--Copper Horse Riding Ranch LLC	Enrichment Svcs - 03/24 - 04/24	5/21/2024	VOID
Voided - 32885	BRIG002--Bright Solutions For Dyslexia, LLC.	Enrichment Svcs - 02/24 - 05/24	5/22/2024	VOID

**Total Disbursements \$ 4,794,175.63**

## For the period ended May 31, 2024

Check Amount

**Blue Ridge Academy**  
**Accounts Payable Aging**  
**05/31/2024**

Vendor Name	Invoice/Credit Number	Date Due	Current	1 - 30 Days Past Due	31 - 60 Days Past Due	61 - 90 Days Past Due	Over 90 Days Past Due	Total
A to Z Soccer Academy	MAY182024	6/17/2024	\$ 75	\$ -	\$ -	\$ -	\$ -	\$ 75
Acorn Naturalists	472187A	6/13/2024	95	-	-	-	-	95
Actorsite Inc.	5216	6/20/2024	2,180	-	-	-	-	2,180
AJ Currado	051824	6/17/2024	1,075	-	-	-	-	1,075
Amazon Capital Services	1KF1-6P7H-CR3V	6/23/2024	(10)	-	-	-	-	(10)
Amazon Capital Services	19CC-TQVP-7KHP	6/23/2024	(27)	-	-	-	-	(27)
Amazon Capital Services	179V-DD7V-GFVR	6/23/2024	(33)	-	-	-	-	(33)
Amazon Capital Services	13DR-RJL4-K1VP	6/24/2024	(20)	-	-	-	-	(20)
Amazon Capital Services	1HGQ-MD1P-LQTK	6/24/2024	(17)	-	-	-	-	(17)
Amazon Capital Services	179V-DD7V-LRT3	6/24/2024	(120)	-	-	-	-	(120)
Amazon Capital Services	1LKJ-VHNR-Q6WH	6/25/2024	(33)	-	-	-	-	(33)
Amazon Capital Services	1MF7-QYCJ-QDGQ	6/25/2024	(18)	-	-	-	-	(18)
Amazon Capital Services	1MGT-PVKK-T4FR	6/25/2024	(14)	-	-	-	-	(14)
Amazon Capital Services	1MQW-QL3K-RGR3	6/25/2024	(72)	-	-	-	-	(72)
Amazon Capital Services	1TY4-646T-RTDW	6/25/2024	(87)	-	-	-	-	(87)
Amazon Capital Services	1TY4-646T-T1VJ	6/25/2024	(50)	-	-	-	-	(50)
Amazon Capital Services	1W63-MMPH-RWH1	6/25/2024	(29)	-	-	-	-	(29)
Amazon Capital Services	19NK-X19M-THWD	6/25/2024	(148)	-	-	-	-	(148)
Amazon Capital Services	1PQY-Y4TQ-W7LJ	6/26/2024	(26)	-	-	-	-	(26)
Amazon Capital Services	17GX-N17Q-WH7D	6/26/2024	(18)	-	-	-	-	(18)
Amazon Capital Services	1DDL-YN1T-9YYW	6/27/2024	(15)	-	-	-	-	(15)
Amazon Capital Services	1J7R-7FHF-CGHX	6/27/2024	(40)	-	-	-	-	(40)
Amazon Capital Services	1J7R-7FHF-CGNJ	6/27/2024	(9)	-	-	-	-	(9)
Amazon Capital Services	1HCC-D4YP-JPQK	6/28/2024	(38)	-	-	-	-	(38)
Amazon Capital Services	1D4P-9CDV-K699	6/29/2024	(1)	-	-	-	-	(1)
Amazon Capital Services	11PK-9JJW-QY13	6/29/2024	(5)	-	-	-	-	(5)
Amazon Capital Services	11PQ-37PD-1GQ7	6/29/2024	(19)	-	-	-	-	(19)
Amazon Capital Services	1KRP-3KY6-WJCW	6/30/2024	(27)	-	-	-	-	(27)
Amazon Capital Services	1WM6-Y1XN-XNXY	6/30/2024	(17)	-	-	-	-	(17)
Amazon Capital Services	1DM3-611J-WNRT	6/30/2024	(84)	-	-	-	-	(84)
Amazon Capital Services	1QRJ-19RQ-4V9H	7/1/2024	(11)	-	-	-	-	(11)
Amazon Capital Services	1WQR-4HPV-46G4	7/1/2024	(43)	-	-	-	-	(43)

**Blue Ridge Academy**  
**Accounts Payable Aging**  
**05/31/2024**

Vendor Name	Invoice/Credit Number	Date Due	Current	1 - 30 Days Past Due	31 - 60 Days Past Due	61 - 90 Days Past Due	Over 90 Days Past Due	Total
Amazon Capital Services	1JNV-H4DX-DCRN	7/2/2024	(1)	-	-	-	-	(1)
Amazon Capital Services	1M39-FNMF-FCQX	7/2/2024	(38)	-	-	-	-	(38)
Amazon Capital Services	16L6-GVXQ-CNL9	7/2/2024	(79)	-	-	-	-	(79)
Amazon Capital Services	1VQW-NW4D-NQDN	7/4/2024	(1)	-	-	-	-	(1)
Amazon Capital Services	11TY-7PHK-HWVP	7/4/2024	(5)	-	-	-	-	(5)
Amazon Capital Services	1X3H-YCNC-KHWM	7/4/2024	(30)	-	-	-	-	(30)
Amazon Capital Services	1MDD-H7WY-DRP4	7/6/2024	(31)	-	-	-	-	(31)
Amazon Capital Services	1HPV-WQKY-CVYM	7/6/2024	(14)	-	-	-	-	(14)
Amazon Capital Services	1TQJ-9K7P-7TXG	7/6/2024	(44)	-	-	-	-	(44)
Amazon Capital Services	13XT-W1XY-JQRK	7/7/2024	(8)	-	-	-	-	(8)
Amazon Capital Services	1KNH-99FJ-CW9C	6/4/2024	(37)	-	-	-	-	(37)
Amazon Capital Services	1NPV-N9XK-K4L3	6/5/2024	(15)	-	-	-	-	(15)
Amazon Capital Services	1G3F-V4R3-K6MJ	6/5/2024	(23)	-	-	-	-	(23)
Amazon Capital Services	1T9J-DLMT-36QL	6/6/2024	(77)	-	-	-	-	(77)
Amazon Capital Services	1R3R-NTYL-94PY	6/7/2024	(13)	-	-	-	-	(13)
Amazon Capital Services	1HTR-DGWC-CHJG	6/7/2024	(42)	-	-	-	-	(42)
Amazon Capital Services	1T9J-DLMT-DRW4	6/7/2024	(7)	-	-	-	-	(7)
Amazon Capital Services	1W7W-XDKP-L1QJ	6/8/2024	(38)	-	-	-	-	(38)
Amazon Capital Services	1R3R-NTYL-LP13.	6/8/2024	(22)	-	-	-	-	(22)
Amazon Capital Services	1N6G-PQP1-H6QW	6/8/2024	(18)	-	-	-	-	(18)
Amazon Capital Services	1RN3-7XL9-JV6F	6/8/2024	(3)	-	-	-	-	(3)
Amazon Capital Services	19Q4-XTLV-JGJH	6/8/2024	(40)	-	-	-	-	(40)
Amazon Capital Services	1RLP-XTQ6-HW77	6/8/2024	(12)	-	-	-	-	(12)
Amazon Capital Services	1MX1-Q4VH-GHV1	6/8/2024	90	-	-	-	-	90
Amazon Capital Services	1RN3-7XL9-GP3V	6/8/2024	31	-	-	-	-	31
Amazon Capital Services	1PQ3-WYP9-G34L	6/8/2024	11	-	-	-	-	11
Amazon Capital Services	1CVJ-M7W9-G7L7	6/8/2024	20	-	-	-	-	20
Amazon Capital Services	1RX4-1F69-H9Q1	6/8/2024	57	-	-	-	-	57
Amazon Capital Services	1WPQ-YQFL-HH4R	6/8/2024	55	-	-	-	-	55
Amazon Capital Services	1WPQ-YQFL-HWWP	6/8/2024	47	-	-	-	-	47
Amazon Capital Services	1KDK-WDP9-HVFH	6/8/2024	115	-	-	-	-	115
Amazon Capital Services	1N6G-PQP1-GQT9	6/8/2024	160	-	-	-	-	160
Amazon Capital Services	1WT1-9F1M-GRQ9	6/8/2024	31	-	-	-	-	31

**Blue Ridge Academy**  
**Accounts Payable Aging**  
**05/31/2024**

Vendor Name	Invoice/Credit Number	Date Due	Current	1 - 30 Days Past Due	31 - 60 Days Past Due	61 - 90 Days Past Due	Over 90 Days Past Due	Total
Amazon Capital Services	1WT1-9F1M-GTXR	6/8/2024	21	-	-	-	-	21
Amazon Capital Services	1WT1-9F1M-H7FK	6/8/2024	32	-	-	-	-	32
Amazon Capital Services	11K7-VXGY-GMQP	6/8/2024	12	-	-	-	-	12
Amazon Capital Services	17VF-K7CF-HDHT	6/8/2024	60	-	-	-	-	60
Amazon Capital Services	1RT7-JP16-1DVR	6/8/2024	(25)	-	-	-	-	(25)
Amazon Capital Services	196G-H399-QLWW	6/8/2024	(42)	-	-	-	-	(42)
Amazon Capital Services	1FHX-NM4N-TY9C	6/9/2024	(126)	-	-	-	-	(126)
Amazon Capital Services	1MTJ-RV6V-QF6V	6/9/2024	(42)	-	-	-	-	(42)
Amazon Capital Services	1RJY-QNQW-T3VM	6/9/2024	(22)	-	-	-	-	(22)
Amazon Capital Services	19TC-1JRL-RX9K	6/9/2024	(55)	-	-	-	-	(55)
Amazon Capital Services	1KDK-WDP9-RKPF.	6/9/2024	(6)	-	-	-	-	(6)
Amazon Capital Services	1F6V-DFTW-CCLD	6/11/2024	(42)	-	-	-	-	(42)
Amazon Capital Services	1PNQ-3CN9-DYJ3	6/11/2024	(55)	-	-	-	-	(55)
Amazon Capital Services	1WK9-FPX9-F4MK	6/11/2024	(51)	-	-	-	-	(51)
Amazon Capital Services	1KDM-14TD-MGPG	6/12/2024	(8)	-	-	-	-	(8)
Amazon Capital Services	1NKV-JDWF-PNHY	6/13/2024	(7)	-	-	-	-	(7)
Amazon Capital Services	1R6T-4PGT-MG37	6/13/2024	(29)	-	-	-	-	(29)
Amazon Capital Services	16GN-71LW-M9YT	6/13/2024	(8)	-	-	-	-	(8)
Amazon Capital Services	1LXD-K67M-F7QX	6/15/2024	161	-	-	-	-	161
Amazon Capital Services	1WCP-DW1N-KCC4	6/15/2024	(20)	-	-	-	-	(20)
Amazon Capital Services	197Y-4K9W-K1GR	6/15/2024	(72)	-	-	-	-	(72)
Amazon Capital Services	13QG-M7JK-KFCJ	6/15/2024	(54)	-	-	-	-	(54)
Amazon Capital Services	1FX3-394C-N4NG	6/15/2024	(17)	-	-	-	-	(17)
Amazon Capital Services	1QNW-JNY1-XR3X	6/15/2024	(36)	-	-	-	-	(36)
Amazon Capital Services	16QQ-KJ39-NXQC	6/15/2024	(19)	-	-	-	-	(19)
Amazon Capital Services	1CB6-JCW4-YNNF	6/15/2024	(21)	-	-	-	-	(21)
Amazon Capital Services	11H9--NHY9-1YXC	6/15/2024	(52)	-	-	-	-	(52)
Amazon Capital Services	1X66-MXK6-XJK3	6/16/2024	(68)	-	-	-	-	(68)
Amazon Capital Services	1CN3-NDG3-W99N	6/16/2024	(7)	-	-	-	-	(7)
Amazon Capital Services	139G-XPGW-WHG3	6/16/2024	(11)	-	-	-	-	(11)
Amazon Capital Services	19Y6-34JC-YDNV	6/16/2024	(17)	-	-	-	-	(17)
Amazon Capital Services	1J3G-YD7C-GWGW	6/19/2024	(30)	-	-	-	-	(30)
Amazon Capital Services	1C39-39L7-LNMX	6/19/2024	(2)	-	-	-	-	(2)



**Blue Ridge Academy**  
**Accounts Payable Aging**  
**05/31/2024**

Vendor Name	Invoice/Credit Number	Date Due	Current	1 - 30 Days Past Due	31 - 60 Days Past Due	61 - 90 Days Past Due	Over 90 Days Past Due	Total
Amazon Capital Services	1PMQ-KDN3-V7W4	6/20/2024	(66)	-	-	-	-	(66)
Amazon Capital Services	1YVX-6TWJ-QGFN	6/20/2024	(20)	-	-	-	-	(20)
Amazon Capital Services	1XXN-KN9Y-4CNV	6/21/2024	(16)	-	-	-	-	(16)
Amazon Capital Services	17KN-PYK1-1N34	6/21/2024	(10)	-	-	-	-	(10)
Amazon Capital Services	19DX-R4XK-1JYW	6/21/2024	(27)	-	-	-	-	(27)
Amazon Capital Services	1HR9-16J7-1793	6/22/2024	(1)	-	-	-	-	(1)
Amazon Capital Services	1NTM-CCRW-1HYN	6/22/2024	(12)	-	-	-	-	(12)
Amazon Capital Services	1JF4-QN1P-PY3N	4/27/2024	-	-	(49)	-	-	(49)
Amazon Capital Services	119H-GXG9-TMGM	5/4/2024	-	(4)	-	-	-	(4)
Amazon Capital Services	1VTX-T7HP-KXP1	5/13/2024	-	(193)	-	-	-	(193)
Amazon Capital Services	1DLG-LVKR-JLNQ	5/13/2024	-	(25)	-	-	-	(25)
Amazon Capital Services	1H71-XQTC-31WX	5/17/2024	-	(61)	-	-	-	(61)
Amazon Capital Services	1N1Y-3K94-9FND	5/18/2024	-	(42)	-	-	-	(42)
Amazon Capital Services	1MD9-WHNG-CGDD	5/3/2024	-	(11)	-	-	-	(11)
Amazon Capital Services	1LQY-NM4V-9CN9	5/3/2024	-	(16)	-	-	-	(16)
Amazon Capital Services	1HFV-PVCW-9FG1	5/18/2024	-	(20)	-	-	-	(20)
Amazon Capital Services	1GWR-CFJ4-KNR3	5/3/2024	-	(97)	-	-	-	(97)
Amazon Capital Services	1RRG-F14M-9F7V	5/18/2024	-	(71)	-	-	-	(71)
Amazon Capital Services	1YWF-MXXC-7MV3	5/18/2024	-	(37)	-	-	-	(37)
Amazon Capital Services	1Q1Q-VK4G-96N1	5/18/2024	-	(42)	-	-	-	(42)
Amazon Capital Services	1WJT-HGK3-93LL	5/18/2024	-	(36)	-	-	-	(36)
Amazon Capital Services	1RQM-NKRY-7YLK	5/18/2024	-	(75)	-	-	-	(75)
Amazon Capital Services	1YPM-Q7NJ-7Y91	5/18/2024	-	(40)	-	-	-	(40)
Amazon Capital Services	1DHL-MCVN-94NR	5/18/2024	-	(34)	-	-	-	(34)
Amazon Capital Services	19TN-WQN9-7MPC	5/18/2024	-	(36)	-	-	-	(36)
Amazon Capital Services	1GMP-PVPC-9PPJ	5/18/2024	-	(34)	-	-	-	(34)
Amazon Capital Services	1CD9-KLGJ-9NQP	5/18/2024	-	(37)	-	-	-	(37)
Amazon Capital Services	1G44-CPGF-7QQN	5/18/2024	-	(36)	-	-	-	(36)
Amazon Capital Services	1QXJ-HPQ4-JG3L	5/19/2024	-	(23)	-	-	-	(23)
Amazon Capital Services	1NN1-GPFQ-9TMW	5/20/2024	-	(13)	-	-	-	(13)
Amazon Capital Services	1KGJ-TCKF-CDWJ	5/5/2024	-	(13)	-	-	-	(13)
Amazon Capital Services	1PLQ-364Q-FY9G	5/21/2024	-	(106)	-	-	-	(106)
Amazon Capital Services	1T3C-DGVP-XHFM	5/24/2024	-	(26)	-	-	-	(26)

**Blue Ridge Academy**  
**Accounts Payable Aging**  
**05/31/2024**

Vendor Name	Invoice/Credit Number	Date Due	Current	1 - 30 Days Past Due	31 - 60 Days Past Due	61 - 90 Days Past Due	Over 90 Days Past Due	Total
Amazon Capital Services	1MCK-M4GG-39XV	5/25/2024	-	(21)	-	-	-	(21)
Amazon Capital Services	19TN-WQN9-6VKH	5/25/2024	-	(21)	-	-	-	(21)
Amazon Capital Services	194Q-T31W-4JHX	5/25/2024	-	(142)	-	-	-	(142)
Amazon Capital Services	1NMK-JTK3-74GQ	5/25/2024	-	(77)	-	-	-	(77)
Amazon Capital Services	17C4-HCC9-11DW	5/25/2024	-	(65)	-	-	-	(65)
Amazon Capital Services	16PG-QFKV-7FXX	5/25/2024	-	(51)	-	-	-	(51)
Amazon Capital Services	1ML4-MDXY-17R7	5/25/2024	-	(21)	-	-	-	(21)
Amazon Capital Services	1HR3-MFQ3-DDHC	5/26/2024	-	(19)	-	-	-	(19)
Amazon Capital Services	1RN4-TR3Q-CG7K	5/26/2024	-	(51)	-	-	-	(51)
Amazon Capital Services	1VF9-CTMR-N47F	5/28/2024	-	(33)	-	-	-	(33)
Amazon Capital Services	16GX-MHG1-7HPQ	5/30/2024	-	(14)	-	-	-	(14)
Amazon Capital Services	1F11-W4T3-4D3M	5/30/2024	-	(72)	-	-	-	(72)
Amazon Capital Services	173K-T34K-64XQ	5/30/2024	-	(14)	-	-	-	(14)
Amazon Capital Services	1JRM-47JP-G4C7	5/31/2024	(69)	-	-	-	-	(69)
Amazon Capital Services	16V4-GPJX-6Q9J	5/31/2024	(69)	-	-	-	-	(69)
Amazon Capital Services	1KPH-HQ9N-L7JX	6/1/2024	(37)	-	-	-	-	(37)
Amazon Capital Services	1YKY-4LRV-MGKF	6/1/2024	(11)	-	-	-	-	(11)
Amazon Capital Services	19H6-RF9T-LR9J	6/1/2024	(15)	-	-	-	-	(15)
Amazon Capital Services	1KV1-MJTX-NVKH	6/1/2024	(24)	-	-	-	-	(24)
Amazon Capital Services	1WYY-RF3M-NT3K	6/1/2024	(44)	-	-	-	-	(44)
Amazon Capital Services	1YKP-DMF4-QD7F	6/1/2024	(11)	-	-	-	-	(11)
Amazon Capital Services	1HL9-7LYN-L9N7	6/1/2024	18	-	-	-	-	18
Amazon Capital Services	1KV1-MJTX-L6JH	6/1/2024	28	-	-	-	-	28
Amazon Capital Services	1GH1-3JY4-JK7J	6/1/2024	72	-	-	-	-	72
Amazon Capital Services	1D69-477W-GQ1C	6/1/2024	257	-	-	-	-	257
Amazon Capital Services	1RJY-QNQW-YYDJ	6/1/2024	(29)	-	-	-	-	(29)
Amazon Capital Services	14NV-VW74-XNQV	6/1/2024	(11)	-	-	-	-	(11)
Amazon Capital Services	1WN1-T9F9-3T61	6/2/2024	(27)	-	-	-	-	(27)
Amazon Capital Services	1WQT-HPK6-1MMH	6/2/2024	(18)	-	-	-	-	(18)
Amazon Capital Services	14CC-9HKY-1PKN	6/2/2024	(17)	-	-	-	-	(17)
Amazon Capital Services	16Q1-XDRK-TCXJ	6/2/2024	(49)	-	-	-	-	(49)
Amazon Capital Services	19MG-3JL1-716Y	6/3/2024	(75)	-	-	-	-	(75)
Amazon Capital Services	11DL-LF4D-7VD9	6/3/2024	(25)	-	-	-	-	(25)

**Blue Ridge Academy**  
**Accounts Payable Aging**  
**05/31/2024**

Vendor Name	Invoice/Credit Number	Date Due	Current	1 - 30 Days Past Due	31 - 60 Days Past Due	61 - 90 Days Past Due	Over 90 Days Past Due	Total
Amazon Capital Services	1RDQ-DWQ4-C7WK	6/3/2024	(27)	-	-	-	-	(27)
Amazon Capital Services	1RTC-NDXD-7N3M	6/3/2024	(28)	-	-	-	-	(28)
Amazon Capital Services	1XLX-17C7-DGM3	6/4/2024	(37)	-	-	-	-	(37)
Amazon Capital Services	1YPV-RF7Q-DC7R	6/4/2024	(112)	-	-	-	-	(112)
Amy Van Leuven	254	5/30/2024	-	5,860	-	-	-	5,860
Art of Problem Solving	INV2309247	6/20/2024	39	-	-	-	-	39
Athena's Advanced Academy, Inc	1725	6/17/2024	314	-	-	-	-	314
Athena's Advanced Academy, Inc	1722	6/17/2024	501	-	-	-	-	501
Athena's Advanced Academy, Inc	1726	6/17/2024	314	-	-	-	-	314
Athena's Advanced Academy, Inc	1791	6/17/2024	167	-	-	-	-	167
Athena's Advanced Academy, Inc	1741	6/17/2024	314	-	-	-	-	314
Aurora Melendez	0020	6/14/2024	500	-	-	-	-	500
Axiom Education Services	42920	5/29/2020	-	-	-	-	(450)	(450)
AZG Music School	05-2024-3064	6/16/2024	385	-	-	-	-	385
Barnyard Buddies - Lakewood	2658	6/16/2024	300	-	-	-	-	300
Barnyard Buddies - Lakewood	3575	6/16/2024	605	-	-	-	-	605
Beautiful Feet Books, Inc.	23500	5/25/2024	-	2,926	-	-	-	2,926
Big Little Ones LLC	3478	5/17/2024	-	95	-	-	-	95
Bonnie Dinka	000011	6/21/2024	850	-	-	-	-	850
BookShark	BI0036827	6/19/2024	135	-	-	-	-	135
BookShark	BI0036832	6/19/2024	190	-	-	-	-	190
BookShark	BI0027438	9/24/2023	-	-	-	-	228	228
BookShark	BI0027251	9/22/2023	-	-	-	-	300	300
BookShark	BI0036281	6/5/2024	447	-	-	-	-	447
Brainery Bits	2405	6/20/2024	24,700	-	-	-	-	24,700
Brave Writer, LLC	PF322947	6/5/2024	199	-	-	-	-	199
Brave Writer, LLC	PF350419	6/8/2024	59	-	-	-	-	59
Brave Writer, LLC	PF350474	6/8/2024	69	-	-	-	-	69
Brave Writer, LLC	PF350714	6/9/2024	20	-	-	-	-	20
Brave Writer, LLC	PF351352	6/14/2024	289	-	-	-	-	289
Brave Writer, LLC	PF351311	6/14/2024	12	-	-	-	-	12
Bright Solutions For Dyslexia, LLC.	88-107827	6/16/2024	350	-	-	-	-	350
Bullock's Archery	504	6/17/2024	120	-	-	-	-	120

**Blue Ridge Academy**  
**Accounts Payable Aging**  
**05/31/2024**

Vendor Name	Invoice/Credit Number	Date Due	Current	1 - 30 Days Past Due	31 - 60 Days Past Due	61 - 90 Days Past Due	Over 90 Days Past Due	Total
Bullock's Archery	503	6/17/2024	270	-	-	-	-	270
Bullock's Archery	501	6/17/2024	480	-	-	-	-	480
Bullock's Archery	499	6/16/2024	560	-	-	-	-	560
Bullock's Archery	498	6/16/2024	180	-	-	-	-	180
Bullock's Archery	497	6/16/2024	120	-	-	-	-	120
Bullock's Archery	502	6/17/2024	50	-	-	-	-	50
Catherine C. Rothenberger	PF340650	6/20/2024	160	-	-	-	-	160
Catherine C. Rothenberger	PF338206	6/20/2022	-	-	-	-	300	300
Charter Impact, LLC	15860	5/1/2024	-	127,388	-	-	-	127,388
Cobrinha Brazilian Jiu Jitsu Redondo Beach	00040	6/19/2024	892	-	-	-	-	892
Cobrinha Brazilian Jiu Jitsu Redondo Beach	00039	6/19/2024	870	-	-	-	-	870
Conejo Recreation and Park District	SPORTS 059	6/20/2024	454	-	-	-	-	454
Creators Touch on Wheels, Inc	991	6/12/2024	644	-	-	-	-	644
Creators Touch on Wheels, Inc	988	6/9/2024	1,001	-	-	-	-	1,001
Creators Touch on Wheels, Inc	989	6/9/2024	93	-	-	-	-	93
Creators Touch on Wheels, Inc	990	6/12/2024	279	-	-	-	-	279
Dance Magic Studios	BRA2024008	6/16/2024	3,737	-	-	-	-	3,737
Delano Athletica Gymnastics	INV-709	5/17/2024	-	90	-	-	-	90
Delano Athletica Gymnastics	INV-710	5/17/2024	-	100	-	-	-	100
DeRoche LLC dba Youth Movement	202405	6/20/2024	124	-	-	-	-	124
DewCoach Fitness	67	6/16/2024	200	-	-	-	-	200
DG Studios LLC	5202024	6/19/2024	1,200	-	-	-	-	1,200
DNA Studios USA	52024002	6/16/2024	250	-	-	-	-	250
DNA Studios USA	52024001	6/16/2024	150	-	-	-	-	150
DNA Studios USA	52024004	6/16/2024	600	-	-	-	-	600
Dollar Tree	ROMA052024	5/20/2024	-	81	-	-	-	81
Drew's Art Box LLC	9679-3503	6/19/2024	190	-	-	-	-	190
DyslexiaUp	28	6/25/2024	650	-	-	-	-	650
E-Therapy, LLC	37828	5/30/2024	-	43	-	-	-	43
E-Therapy, LLC	37828	5/30/2024	-	43	-	-	-	43
E-Therapy, LLC	37828	5/30/2024	-	43	-	-	-	43
E-Therapy, LLC	37828	5/30/2024	-	149	-	-	-	149
E-Therapy, LLC	37828	5/30/2024	-	170	-	-	-	170

**Blue Ridge Academy**  
**Accounts Payable Aging**  
**05/31/2024**

Vendor Name	Invoice/Credit Number	Date Due	Current	1 - 30 Days Past Due	31 - 60 Days Past Due	61 - 90 Days Past Due	Over 90 Days Past Due	Total
E-Therapy, LLC	37828	5/30/2024	-	170	-	-	-	170
E-Therapy, LLC	37828	5/30/2024	-	2,040	-	-	-	2,040
E-Therapy, LLC	37828	5/30/2024	-	404	-	-	-	404
E-Therapy, LLC	37828	5/30/2024	-	489	-	-	-	489
E-Therapy, LLC	37828	5/30/2024	-	680	-	-	-	680
E-Therapy, LLC	37828	5/30/2024	-	883	-	-	-	883
E-Therapy, LLC	37828	5/30/2024	-	1,615	-	-	-	1,615
E-Therapy, LLC	37828	5/30/2024	-	340	-	-	-	340
eat2explore	3730	6/14/2024	70	-	-	-	-	70
eat2explore	3729	6/14/2024	87	-	-	-	-	87
eat2explore	3611	6/12/2024	35	-	-	-	-	35
eat2explore	3731	6/14/2024	105	-	-	-	-	105
eat2explore	3795	6/16/2024	150	-	-	-	-	150
Emma McAllister	124	6/19/2024	1,458	-	-	-	-	1,458
Espiritu Jiu Jitsu	12	6/20/2024	400	-	-	-	-	400
Evan-Moor	INV390017	6/15/2024	23	-	-	-	-	23
Evangeline Alva	1234	6/20/2024	800	-	-	-	-	800
Evangeline Alva	12345	6/20/2024	400	-	-	-	-	400
EverWild	1898	6/19/2024	204	-	-	-	-	204
EverWild	1899	6/19/2024	340	-	-	-	-	340
EverWild	1900	6/19/2024	340	-	-	-	-	340
EverWild	1901	6/19/2024	340	-	-	-	-	340
EverWild	1905	6/19/2024	323	-	-	-	-	323
EverWild	1904	6/19/2024	225	-	-	-	-	225
EverWild	1907	6/19/2024	580	-	-	-	-	580
EverWild	1908	6/19/2024	283	-	-	-	-	283
EverWild	1906	6/19/2024	80	-	-	-	-	80
EverWild	1903	6/19/2024	340	-	-	-	-	340
Frank Velasquez	2655	6/19/2024	560	-	-	-	-	560
Gardena Kumon	76	6/15/2024	960	-	-	-	-	960
Gracie Global LLC	INV-GRP-000046	6/18/2024	120	-	-	-	-	120
Grayson Kent	61	6/19/2023	-	-	-	-	285	285
Harbor Learning Center	20233	5/18/2024	-	170	-	-	-	170

**Blue Ridge Academy**  
**Accounts Payable Aging**  
**05/31/2024**

Vendor Name	Invoice/Credit Number	Date Due	Current	1 - 30 Days Past Due	31 - 60 Days Past Due	61 - 90 Days Past Due	Over 90 Days Past Due	Total
Holly Noble	435	6/17/2024	2,070	-	-	-	-	2,070
Home Science Tools	000587509	6/19/2024	408	-	-	-	-	408
Home Science Tools	000587260	6/16/2024	67	-	-	-	-	67
Homeschool in a box Inc dba Crafty Schoo	52609	6/15/2024	41	-	-	-	-	41
Homeschool in a box Inc dba Crafty Schoo	52624	6/19/2024	71	-	-	-	-	71
Homeschool in a box Inc dba Crafty Schoo	52618	6/19/2024	54	-	-	-	-	54
Homeschool in a box Inc dba Crafty Schoo	52620	6/19/2024	282	-	-	-	-	282
Homeschool in a box Inc dba Crafty Schoo	52621	6/19/2024	121	-	-	-	-	121
Homeschool in a box Inc dba Crafty Schoo	52622	6/19/2024	245	-	-	-	-	245
Homeschool in a box Inc dba Crafty Schoo	52623	6/19/2024	146	-	-	-	-	146
Homeschool Supercenter	10213445	5/9/2024	-	65	-	-	-	65
Institute for Excellence in Writing	1121950	6/21/2024	178	-	-	-	-	178
Institute for Excellence in Writing	1121927	6/21/2024	96	-	-	-	-	96
Jennifer Glienke	GLIE051724	5/17/2024	-	264	-	-	-	264
Jewel City United	335	1/21/2024	-	-	-	-	1,200	1,200
Joel Mankey	3	6/23/2023	-	-	-	-	(1,213)	(1,213)
Join the Band	61951	6/17/2024	204	-	-	-	-	204
Jostens	325403323	2/6/2024	-	-	-	-	2,625	2,625
Journeys Martial Arts Academy	3	5/22/2024	-	360	-	-	-	360
Jump and Schout Therapy	40512	6/7/2024	600	-	-	-	-	600
Jump and Schout Therapy	40512	6/7/2024	1,200	-	-	-	-	1,200
McGraw Hill	130658981001	12/16/2023	-	-	-	-	(314)	(314)
McGraw Hill	130671167001	12/16/2023	-	-	-	-	(100)	(100)
McGraw Hill	130670066001	12/16/2023	-	-	-	-	(157)	(157)
McGraw Hill	130671117001	12/16/2023	-	-	-	-	(215)	(215)
McGraw Hill	130671195001	12/16/2023	-	-	-	-	(236)	(236)
McGraw Hill	130691101001	12/20/2023	-	-	-	-	(305)	(305)
McGraw Hill	130793484001	12/31/2023	-	-	-	-	(928)	(928)
Oasis Aquatics, Inc.	0105	6/20/2024	180	-	-	-	-	180
Opus Music School	240103	5/1/2024	-	435	-	-	-	435
Ozcanli Academy LLC	24-0581	6/19/2024	480	-	-	-	-	480
Pearson Education Inc.	6001566098	4/24/2020	-	-	-	-	(9)	(9)
Pearson Education Inc.	6001566100	4/24/2020	-	-	-	-	(9)	(9)

**Blue Ridge Academy**  
**Accounts Payable Aging**  
**05/31/2024**

Vendor Name	Invoice/Credit Number	Date Due	Current	1 - 30 Days Past Due	31 - 60 Days Past Due	61 - 90 Days Past Due	Over 90 Days Past Due	Total
Pearson Education Inc.	6001566241	4/24/2020	-	-	-	-	(154)	(154)
Pearson Education Inc.	6001566242	4/24/2020	-	-	-	-	(119)	(119)
Provenance	BRA093020	10/30/2020	-	-	-	-	(1,650)	(1,650)
Provenance	1527A	11/26/2020	-	-	-	-	(2,299)	(2,299)
Rise Gymnastics LLC	04022024	5/1/2024	-	1,156	-	-	-	1,156
Rise Gymnastics LLC	05082024	5/31/2024	658	-	-	-	-	658
Rise Gymnastics LLC	04062024	5/1/2024	-	299	-	-	-	299
Rise Gymnastics LLC	04142024	5/1/2024	-	299	-	-	-	299
Rise Gymnastics LLC	04032024	5/1/2024	-	658	-	-	-	658
Rise Gymnastics LLC	04122024	5/1/2024	-	299	-	-	-	299
Rise Gymnastics LLC	04052024	5/1/2024	-	598	-	-	-	598
Rise Gymnastics LLC	04082024	5/1/2024	-	867	-	-	-	867
Rise Gymnastics LLC	04012024	5/1/2024	-	299	-	-	-	299
Rise Gymnastics LLC	04072024	5/1/2024	-	299	-	-	-	299
Rise Gymnastics LLC	05122024	5/31/2024	598	-	-	-	-	598
Rise Gymnastics LLC	05012024	5/31/2024	299	-	-	-	-	299
Rise Gymnastics LLC	05192024	5/31/2024	897	-	-	-	-	897
Rise Gymnastics LLC	05092024	5/31/2024	658	-	-	-	-	658
Rise Gymnastics LLC	05062024	5/31/2024	897	-	-	-	-	897
Rise Gymnastics LLC	05032024	5/31/2024	598	-	-	-	-	598
Rise Gymnastics LLC	05052024	5/31/2024	598	-	-	-	-	598
Rise Gymnastics LLC	05022024	5/31/2024	598	-	-	-	-	598
Rise Gymnastics LLC	05042024	5/31/2024	299	-	-	-	-	299
Rise Gymnastics LLC	05102024	5/31/2024	780	-	-	-	-	780
Rise Gymnastics LLC	05072024	5/31/2024	658	-	-	-	-	658
Rise Gymnastics LLC	04152024	5/1/2024	-	598	-	-	-	598
The Advantage Group	169387	4/30/2024	-	-	1,156	-	-	1,156
<b>Total Outstanding Invoices</b>			<b>\$ 67,471</b>	<b>\$ 148,543</b>	<b>\$ 1,107</b>	<b>\$ -</b>	<b>\$ (3,222)</b>	<b>213,899</b>

Area	Due Date	Description	Completed By	Board Must Approve	Signature Required	Additional Information
FINANCE	May-01	<b>Special Education Low Incidence Reimbursement Request due to SELPA</b> - Report are due to El Dorado Charter SELPA.	Client	No	No	<a href="http://charterselpa.org/fiscal/">http://charterselpa.org/fiscal/</a>
FINANCE	TBD - was May-08 in 2023	<b>Submit Charter Schools Annual Information Survey</b> - The Charter Schools Annual Information Survey has 5 sections: location and school contact information, authorizing agency, site, curriculum and governance information, facilities, retirement and services information, and funding. The funding selection impacts how your school receives revenue payments. All charter schools must be either directly or locally funded. For example: LCFF apportionment funds for a locally funded charter school flow through its local chartering authority whereas funds for a direct funded charter school may flow directly to the county treasurer and then to the charter school. However, the funding type decision may impact the amount of other state and federal funds that a charter school receives, outside the LCFF. This decision may be reconsidered on an annual basis.	Charter Impact with Client support	No	No	<a href="https://www.cde.ca.gov/sp/ch/csinfosvy.asp">https://www.cde.ca.gov/sp/ch/csinfosvy.asp</a>
FINANCE	May-15	<b>Extended Due Date - Form 990</b> - The IRS Form 990 is the annual information return filed by most non-profit charter schools. The form should be reviewed and accepted by the Board prior to filing.	Client/Audit firm	Yes	No	<a href="http://www.publiccounsel.org/useful_materials?id=0025">http://www.publiccounsel.org/useful_materials?id=0025</a>
FINANCE	May-31	<b>Universal PreKindergarten (UPK) Planning and Implementation Grant Expenditure report #3</b> - Report #4 for resource code 6053 due date May 31, 2024 - Expenditure reports for the reporting period of November 1, 2023, to April 30, 2024.  Charter schools that have informed the CDE of their intent to return these funds are not required to submit this report. If the LEA has spent all UPK P&I grant funds, they are not required to submit any further expenditure reports. Additional information: <a href="https://www.cde.ca.gov/ci/gs/em/upkpi.asp">https://www.cde.ca.gov/ci/gs/em/upkpi.asp</a>	Charter Impact with Client support	No	No	<a href="https://www.cde.ca.gov/ci/gs/em/upkpi.asp">https://www.cde.ca.gov/ci/gs/em/upkpi.asp</a>
FINANCE	Jun-20	<b>Certification of the Second Principal Apportionment</b> - The Principal Apportionment includes funding for the Local Control Funding Formula, which is the primary source of an LEA's general purpose funding; Special Education (AB 602); and funding for several other programs. The Second Principal Apportionment (P-2), certified by June 20, is based on the second period data that LEAs report to CDE in April and May. P-2 supersedes the P-1 Apportionment calculations and is the final state aid payment for the fiscal year ending in June.	FYI	No	No	<a href="https://www.cde.ca.gov/fg/aa/pa/">https://www.cde.ca.gov/fg/aa/pa/</a>
FINANCE	Jun-30	<b>2021 Kitchen Infrastructure and Training (KIT) Funds Expenditure Deadline</b> - KIT funding can be used to purchase, repair, or fund infrastructure improvements, including those needed to implement the Universal Meals Program, at the district or school-site level such as electrical, plumbing, and construction related to the following four categories: Cooking equipment and supporting infrastructure needs; service equipment; refrigeration and storage; transportation between sites.	FYI	No	No	<a href="https://www.cde.ca.gov/s/nu/kidfunds2021.asp">https://www.cde.ca.gov/s/nu/kidfunds2021.asp</a>
FINANCE	Jun-30	<b>Local Control and Accountability Plan</b> - The LCAP is a three-year plan that describes the goals, actions, services, and expenditures to support positive student outcomes that address state and local priorities. The LCAP provides an opportunity for local educational agencies (LEAs) to share their stories of how, what, and why programs and services are selected to meet their local needs. The components of the LCAP for the 2024-2025 LCAP year must be posted as one document assembled in the following order:  LCFF Budget Overview for Parents 2023-24 LCAP Annual Update Plan Summary Engaging Educational Partners Goals and Actions Increased or Improved Services for Foster Youth, English Learners, and Low-income students Action Tables Instructions  <b>The LCAP must be presented at the same public meeting as the budget, preceding the budget hearing. LCAP and budget adoption must be at least 1 day after the public hearing.</b>	Client with Charter Impact support	Yes	No	<a href="https://www.cde.ca.gov/re/lc/">https://www.cde.ca.gov/re/lc/</a>
FINANCE	Jun-30	<b>Submit Preliminary Budget Plan to Authorizer</b> - Charter Schools are required to submit their annual budgets to their authorizer by the authorizer-imposed deadline. Authorizers then use the budget to determine if the Charter School has reasonable financial health to sustain operations.  <b>The budget must be presented at the same public meeting as the LCAP, following the budget hearing. LCAP and budget adoption must be at least 1 day after the public hearing.</b>	Charter Impact	Yes	No	<a href="https://www.cde.ca.gov/fg/sf/lt/calendar23district.asp">https://www.cde.ca.gov/fg/sf/lt/calendar23district.asp</a>
FINANCE	Jun-30	<b>Education Protection Account (EPA) spending plan</b> - The governing board is required to approve a spending plan for EPA funds prior to recording allocable expenses for the year. This approval is not required by June 30th but is commonly approved during the annual budget adoption meeting for the upcoming year.	Charter Impact	Yes	No	<a href="https://www.cde.ca.gov/fg/aa/pa/pafaq.asp">https://www.cde.ca.gov/fg/aa/pa/pafaq.asp</a>
FINANCE	Jun-30	<b>Complete Consolidated Application reporting - Spring</b> - The Consolidated Application (ConApp) is used by the California Department of Education (CDE) to distribute categorical funds from various state and federal programs to county offices, school districts, and direct-funded charter schools throughout California. Annually, in May, each local educational agency (LEA) submits the spring release of the application to document participation in these programs and provide assurances that the district will comply with the legal requirements of each program.	Charter Impact with Client support	Yes	No	<a href="https://www.cde.ca.gov/fg/aa/co/index.asp">https://www.cde.ca.gov/fg/aa/co/index.asp</a>



DATA	Jun-30	<b>Principal Apportionment Data Collection</b> - End-of-Year ADA data must be reconciled and submitted to Charter School authorizers for funding purposes. All attendance data collected from the first day of school to June 30 must be included in this submission. Due dates may vary and are prescribed by the schools' authorizer. The Principal Apportionment includes funding for the Local Control Funding Formula, which is the primary source of an LEA's general purpose funding; Special Education (AB 602); Expanded Learning Opportunities Program; and funding for several other programs. The Principal Apportionment is a series of apportionment calculations that adjust the flow of state funds throughout the fiscal year as information becomes known.	Charter Impact with Client support	No	Yes	<a href="https://www.cde.ca.gov/fg/aa/pa/index.asp">https://www.cde.ca.gov/fg/aa/pa/index.asp</a>
OPERATIONS	Jun-30	<b>Approve school calendar and instructional minutes</b> - 180/175 days charter schools and are allowed to shorten instructional year by 5 days without fiscal penalty. Kindergarten ~ 600 hours; Grades 1-3 ~ 840 hours; Grades 4-8 ~ 900 hours; Grades 9-12 ~ 1080 hours	Client with Charter Impact support	Yes	No	<a href="https://www.cde.ca.gov/fg/aa/pa/lcfitfaq.asp">https://www.cde.ca.gov/fg/aa/pa/lcfitfaq.asp</a>
FINANCE	Jun-30	<b>Executive School Leadership Review Evaluation</b> – The board of directors is responsible for hiring and establishing the compensation (salary and benefits) of the executive director by identifying compensation that is "reasonable and not excessive". The board conducting the review should document who was involved and the process used to conduct the review, as well as the disposition of the full board's decision to approve the executive director's compensation (minutes of a meeting are fine for this). The documentation should demonstrate that the board took the comparable data into consideration when it approved the compensation.	Client	Yes	No	<u>This is an IRS requirement for Executive Director positions.</u> <u>If needed, Charter Impact can provide data on comparable salaries for your organization's Board of Directors.</u>
GOVERNANCE	Jun-30	<b>Review your Homeless Education Policy</b> - A Homeless Education Policy is used to ensure that your school is compliant with key provisions of the Education for Homeless Children and Youths Act. It is also used to collect the contact information for your required designated homeless liaisons at your school. All schools are required to establish a board approved Homeless Education Policy.	Client	No	No	<a href="https://www.cde.ca.gov/sp/hs/cy/strategies.asp">https://www.cde.ca.gov/sp/hs/cy/strategies.asp</a>
GOVERNANCE	Jun-30	<b>Review your Parental Involvement Policy</b> - Every local educational agency (LEA) in California must have a parental involvement policy: Federal requirement (LEAs accepting Title I funds). State requirement (California Education Code [EC] for non-Title I schools. Parents must be involved in how the funds reserved for parental involvement will be allocated for parental involvement activities. Keep minutes and sign-in sheets documenting these discussions. The California Department of Education (CDE) reviews the Consolidated Application and Reporting System (CARS) to see if the required reservation has been made.	Client	Yes	No	<a href="https://www.cde.ca.gov/sp/sw/t1/parentfamilyinvolve.asp">https://www.cde.ca.gov/sp/sw/t1/parentfamilyinvolve.asp</a>

# **The Blue Ridge Academy**

## **Fiscal Year 24-25 Budget Presentation**

# Highlights

- COLA Increase at 1.07% from the May revise included in these numbers.
- Budget assumes an enrollment of 6,600 students, or 6468.00 ADA. This is a conservative presentation based on discussions with the Authorizer.
- This budget includes the hiring of 9 additional Certificated Staff and 1 Classified position.

## Compliance and Reporting

- 25:1 PTR is within compliance
- 40/80 in compliance

Pupil:Teacher Ratio	
18.97	:1

Cert.	Instr.
54.9%	83.8%
13,187,053	3,392,953

# Attendance

<i>Enrollment &amp; Per Pupil Data</i>			
	<u><i>Actual</i></u>	<u><i>Forecast</i></u>	<u><i>Budget</i></u>
<i>Average Enrollment</i>	<i>n/a</i>	<i>6600</i>	<i>6600</i>
<i>ADA</i>	<i>n/a</i>	<i>6468</i>	<i>6468</i>
<i>Attendance Rate</i>	<i>n/a</i>	<i>98.0%</i>	<i>98.0%</i>
<i>Unduplicated %</i>	<i>42.6%</i>	<i>42.6%</i>	<i>42.6%</i>
<i>Revenue per ADA</i>		<i>\$13,681</i>	<i>\$13,681</i>
<i>Expenses per ADA</i>		<i>\$12,696</i>	<i>\$12,696</i>

# Revenue

- LCFF includes a 1.07% increase in COLA

## Revenue

State Aid-Rev Limit  
Federal Revenue  
Other State Revenue  
Other Local Revenue

## Total Revenue

<i>Annual/Full Year</i>			
Forecast		Budget	Fav/(Unf)
\$	77,487,227	\$ 77,487,227	\$ -
	840,902	840,902	-
	10,169,287	10,169,287	-
	-	-	-
<b>\$</b>	<b>88,497,416</b>	<b>\$ 88,497,416</b>	<b>\$ -</b>

# Expenses

## Expenses

Certificated Salaries  
Classified Salaries  
Benefits  
Books and Supplies  
Subagreement Services  
Operations  
Facilities  
Professional Services  
Depreciation  
Interest

## Total Expenses

<i>Annual/Full Year</i>			
	Forecast	Budget	Fav/(Unf)
	\$ 30,933,775	\$ 30,933,775	\$ -
	4,911,705	4,911,705	-
	14,526,654	14,526,654	-
	8,409,665	8,409,665	-
	17,420,708	17,420,708	-
	1,240,800	1,240,800	-
	158,524	158,524	-
	4,522,667	4,522,667	-
	-	-	-
	-	-	-
	<u>\$ 82,124,497</u>	<u>\$ 82,124,497</u>	<u>\$ -</u>

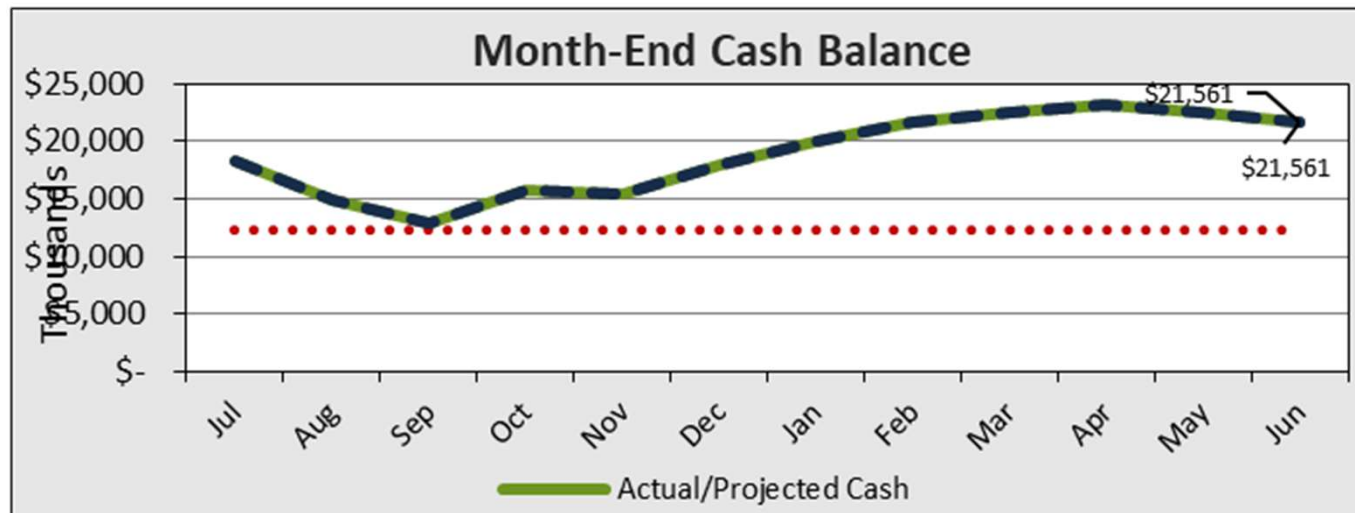
# Fund Balance

- Year-end surplus forecasted at **7.76%** of total expense.

	<i>Annual/Full Year</i>		
	Forecast	Budget	Fav/(Unf)
<b>Total Surplus(Deficit)</b>	<b>\$ 6,372,919</b>	<b>\$ 6,372,919</b>	<b>\$ -</b>
Beginning Fund Balance	<u>12,358,600</u>	<u>12,358,600</u>	
<b>Ending Fund Balance</b>	<b><u>\$ 18,731,519</u></b>	<b><u>\$ 18,731,519</u></b>	
<i>As a % of Annual Expenses</i>	<i>22.8%</i>	<i>22.8%</i>	

# Cash Balance

- End of Year cash balance projected at **\$21.561M**





# Blue Ridge 5 Year Look Forward

- Revenue Growth for future years per CDE with a 2%-3% expense COLA also assumed.
- Assumes other conditions stay consistent year to year

	2024-25	2025-26	2026-27	2027-28	2028-2029
Total Revenue	\$ 88,497,416	\$ 90,751,531	\$ 93,215,288	\$ 95,928,963	\$ 98,722,743
Total Expenses	<u>82,124,497</u>	<u>83,895,980</u>	<u>85,578,133</u>	<u>87,295,990</u>	<u>89,048,462</u>
<b>Annual Surplus</b>	<b><u>6,372,919</u></b>	<b><u>6,855,551</u></b>	<b><u>7,637,155</u></b>	<b><u>8,632,973</u></b>	<b><u>9,674,281</u></b>
Beginning Fund Balance	<u>12,358,600</u>	<u>18,731,519</u>	<u>25,587,070</u>	<u>33,224,224</u>	<u>41,857,197</u>
<b>Ending Fund Balance</b>	<b><u>\$ 18,731,519</u></b>	<b><u>\$ 25,587,070</u></b>	<b><u>\$ 33,224,224</u></b>	<b><u>\$ 41,857,197</u></b>	<b><u>\$ 51,531,479</u></b>
<i>As a % of Annual Expenses</i>	22.8%	30.5%	38.8%	47.9%	57.9%
<b>Ending Cash Balance</b>	<b><u>\$ 21,561,499</u></b>	<b><u>\$ 29,720,619</u></b>	<b><u>\$ 37,133,477</u></b>	<b><u>\$ 45,524,662</u></b>	<b><u>\$ 54,950,018</u></b>

# Questions??



# **The Blue Ridge Academy**

## The Education Protection Account (EPA)

# Background

- The EPA funding is a component of an LEA's total LCFF entitlement as calculated in the Principal Apportionment.
- There are statutory requirements on how EPA funds should be spent and each LEA decides locally how to best allocate funds.
- The California Constitution requires all districts, counties and charter schools to report on their websites an accounting of how much money was received from the EPA and how that money was spent.
- A board approved expenditure plan is required so the expenditures can be appropriately applied.

# 2024-25 EPA Budget

Blue Ridge Academy

Expenditures through: June 30, 2025

Resource 1400 Education Protection Account

Description	Object Codes	Amount
<b>AMOUNT AVAILABLE FOR THIS FISCAL YEAR</b>		
Local Control Funding Formula Sources	8010-8099	1,293,696.00
Federal Revenue	8100-8299	0.00
Other State Revenue	8300-8599	0.00
Other Local Revenue	8600-8799	0.00
<b>TOTAL AVAILABLE</b>		<b>1,293,696.00</b>
<b>EXPENDITURES AND OTHER FINANCING USES</b>		
Certificated Salaries	1000-1999	993,016.00
Classified Salaries	2000-2999	0.00
Employee Benefits	3000-3999	300,680.00
Books and Supplies	4000-4999	0.00
Services, Other Operating Expenses	5000-5999	0.00
Capital Outlay	6000-6599	0.00
Other Outgo (excluding Direct Support/Indirect Costs)	7100-7299	
	7400-7499	0.00
Direct Support/Indirect Costs	7300-7399	0.00
<b>TOTAL EXPENDITURES AND OTHER FINANCING USES</b>		<b>1,293,696.00</b>
<b>BALANCE (Total Available minus Total Expenditures and Other Financing Uses)</b>		<b>0.00</b>

**BLUE RIDGE ACADEMY**

**RESOLUTION REGARDING THE EDUCATION PROTECTION ACCOUNT –  
2024-2**

WHEREAS, the voters approved Proposition 30 on November 6, 2012 and Proposition 55 on November 8, 2016;

WHEREAS, Proposition 30 added Article XIII, Section 36 to the California Constitution effective November 7, 2012 (sun setting 12/31/2017), and Proposition 55 Article XIII, Section 36(e) to the California Constitution effective November 8, 2016 (commencing 01/01/2018);

WHEREAS, the provisions of Article XIII, Section 36(e) create in the state General Fund an Education Protection Account to receive and disburse the revenues derived from the incremental increases in taxes imposed by Article XIII, Section 36(f);

WHEREAS, before June 30<sup>th</sup> of each year, the Director of Finance shall estimate the total amount of additional revenues, less refunds that will be derived from the incremental increases in tax rates made pursuant to Article XIII, Section 36(f) that will be available for transfer into the Education Protection Account during the next fiscal year;

WHEREAS, if the sum determined by the State Controller is positive, the State Controller shall transfer the amount calculated into the Education Protection Account within ten days preceding the end of the fiscal year;

WHEREAS, all monies in the Education Protection Account are hereby continuously appropriated for the support of school districts, county offices of education, charter schools and community college districts;

WHEREAS, monies deposited in the Education Protection Account shall not be used to pay any costs incurred by the Legislature, the Governor, or any agency of state government;

WHEREAS, a community college district, county office of education, school district, or charter school shall have the sole authority to determine how the monies received from the Education Protection Account are spent in the school or schools within its jurisdiction;

WHEREAS, the governing board of the district shall make the spending determinations with respect to monies received from the Education Protection Account in open session of a public meeting of the governing board;

WHEREAS, the monies received from the Education Protection Account shall not be used for salaries or benefits for administrators or any other administrative cost;

WHEREAS, each community college district, county office of education, school district and charter school shall annually publish on its Internet website an accounting of how much money was received from the Education Protection Account and how that money was spent;

WHEREAS, the annual independent financial and compliance audit required of community college districts, county offices of education, school districts and charter schools shall ascertain and verify whether the funds provided from the Education Protection Account have been properly disbursed and expended as required by Article XIII, Section 36 of the California Constitution;

WHEREAS, expenses incurred by community college districts, county offices of education, school districts and charter schools to comply with the additional audit requirements of Article XIII, Section 36 may be paid with funding from the Education

Protection Act and shall not be considered administrative costs for purposes of Article XIII, Section 36.

NOW, THEREFORE, IT IS HEREBY RESOLVED:

1. The monies received from the Education Protection Account shall be spent as required by Article XIII, Section 36 and the spending determinations on how the money will be spent shall be made in open session of a public meeting of the governing board of Blue Ridge Academy;

2. In compliance with Article XIII, Section 36(e), with the California Constitution, the governing board of the Blue Ridge Academy has determined to spend the monies received from the Education Protection Act as attached.

DATED: \_\_\_\_\_, 2024.

\_\_\_\_\_  
Board Member

\_\_\_\_\_  
Board Member

\_\_\_\_\_  
Board Member

\_\_\_\_\_  
Board Member

\_\_\_\_\_  
Board Member





## Prop 28 Funding Proposal 24-25

### Overview

On November 8, 2022, California voters approved [Proposition 28](#): The Arts and Music in Schools (AMS) Funding Guarantee and Accountability Act. The measure required the state to establish a new, ongoing program supporting arts instruction in schools beginning in 2023–24.

"Arts education program" includes (but is not limited to) instruction and training, supplies, materials, and arts educational partnership programs for instruction in dance, media arts, music, theatre, and visual arts including folk art, painting, sculpture, photography, craft arts, creative expression including graphic arts and design, computer coding, animation, music composition, ensembles, script writing, costume design, film, and video.

### Funding Disbursement:

The state has approved \$970,275 through Prop 28 to be utilized to fund the school's Arts Education Program with the following parameters:

- At least 80 percent of funds to be expended are used to employ certificated or classified employees to provide arts education program instruction.
- The remaining funds must be used for training, supplies and materials, and arts educational partnership programs, with no more than 1 percent of funds received to be used for an LEA's administrative expenses.
- Funds received in 2023-2024 school year must be spent by the end of Fiscal Year 2024-2025.

This is an ongoing funding source. The amount of funding available for each fiscal year will be determined prior to the beginning of the fiscal year by the Department of Finance as part of the May Revision of the Governor's Budget

### Usage Proposal

Blue Ridge Academy is committed to supporting student achievement and utilizing state funding appropriately and with fidelity. The school continues to build and monitor programs to meet student needs. Using funding from Prop 28, the school intends to meet the parameters of the grant in multiple ways.

Required Parameters	Funding	School's Proposal
At least 80% used to employ certificated or classified employees to provide arts education program instruction.	Minimum \$776,220  Projected \$797,288	<ul style="list-style-type: none"><li>● 4 Field Trip Specialists</li><li>● Field Trip Coordinator</li><li>● VAPA Content Specialist</li><li>● CC Club</li><li>● CC Specialist Talent Show</li></ul>
The remainder to be used for training, supplies and materials, and arts educational partnership programs	No more than 20%  Projected \$172,987	<ul style="list-style-type: none"><li>● Digital Theatre Yearly Subscription</li><li>● Vizio</li><li>● Music Lessons</li><li>● Art Classes</li><li>● Theater Performances &amp; Field Trips</li></ul>

# **Local Control Funding Formula (LCFF) Budget Overview for Parents Template**

Developed by the California Department of Education, November 2022

## LCFF Budget Overview for Parents: Data Input

Local Educational Agency (LEA) name:	Blue Ridge Academy
CDS code:	15 63628 0134312
LEA contact information:	Samantha Haynes (805) 638-7321 samantha.haynes@theblueridgeacademy.com
Coming School Year:	2024-2025
Current School Year:	2023-2024

\*NOTE: The "High Needs Students" referred to in the tables below are Unduplicated Students for LCFF funding purposes.

Projected General Fund Revenue for the 2024-2025 School Year		Amount
Total LCFF funds	\$	77,487,227
LCFF supplemental & concentration grants	\$	6,021,565
All other state funds	\$	10,169,287
All local funds	\$	-
All federal funds	\$	840,902
Total Projected Revenue	\$	88,497,416
Total Budgeted Expenditures for the 2024-2025 School Year		Amount
Total Budgeted General Fund Expenditures	\$	72,575,433
Total Budgeted Expenditures in the LCAP	\$	6,021,616
Total Budgeted Expenditures for High Needs Students in the LCAP	\$	6,021,616
Expenditures not in the LCAP	\$	66,553,817
Expenditures for High Needs Students in the 2023-2024 School Year		Amount
Total Budgeted Expenditures for High Needs Students in the LCAP	\$	10,701,707
Actual Expenditures for High Needs Students in LCAP	\$	10,667,463

LCFF Budget Overview for Parents: Narrative Responses

LCFF Budget Overview for Parents Narrative Responses Sheet

Required Prompt(s)	Response(s)
Briefly describe any of the General Fund Budget Expenditures for the school year not included in the Local Control and Accountability Plan (LCAP).	Expenses associated with the Operations of the school and education of children not a part of the LCAP.
A prompt may display based on information provided in the Data Input tab.	[Respond to the prompt here; if there is no prompt, a response is not required.]
The total actual expenditures for actions and services to increase or improve services for high needs students in 2023-2024 is less than the total budgeted expenditures for those planned actions and services. Briefly describe how this difference impacted the actions and services and the overall increased or improved services for high needs students in 2023-2024.	[Respond to the prompt here; if there is no prompt, a response is not required.]

# LCFF Budget Overview for Parents

## LCFF Budget Overview for Parents Template

Local Educational Agency (LEA) Name: Blue Ridge Academy

CDS Code: 15 63628 0134312

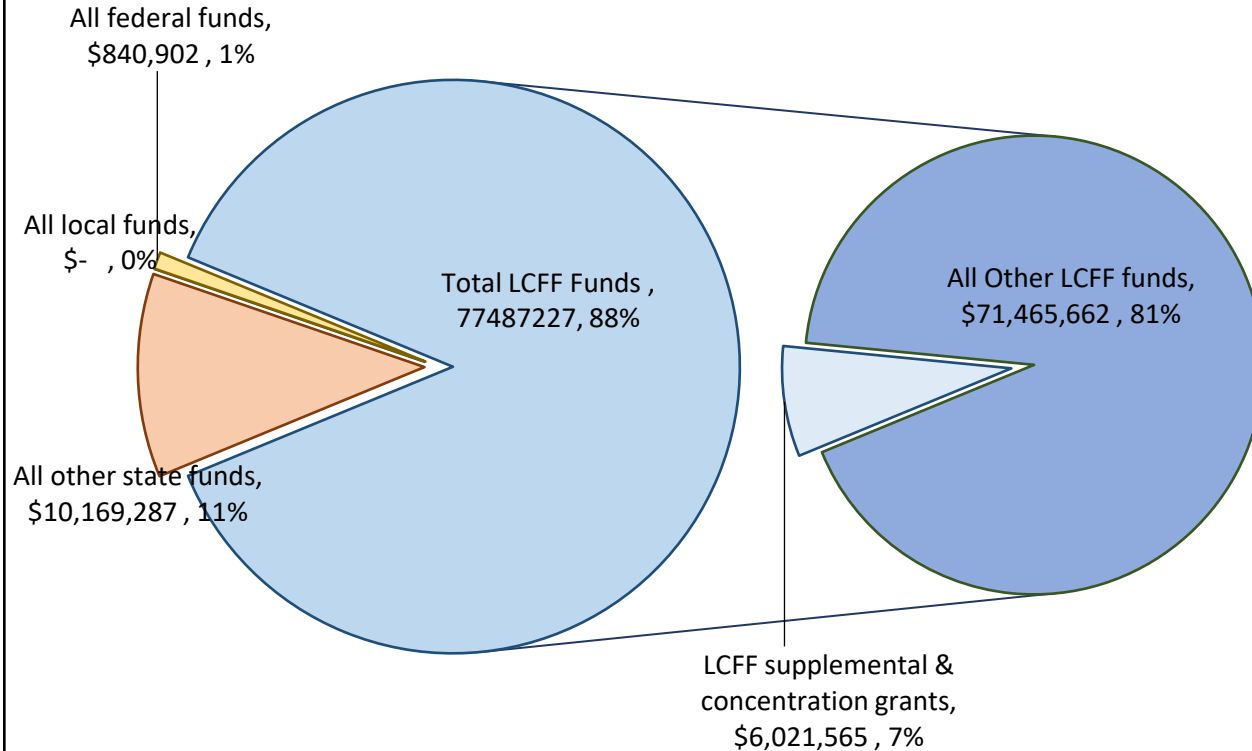
School Year: 2024-2025

LEA contact information: Samantha Haynes (805) 638-7321 [samantha.haynes@theblueridgeacademy.com](mailto:samantha.haynes@theblueridgeacademy.com)

School districts receive funding from different sources: state funds under the Local Control Funding Formula (LCFF), other state funds, local funds, and federal funds. LCFF funds include a base level of funding for all LEAs and extra funding - called "supplemental and concentration" grants - to LEAs based on the enrollment of high needs students (foster youth, English learners, and low-income students).

### Budget Overview for the 2024-2025 School Year

#### Projected Revenue by Fund Source

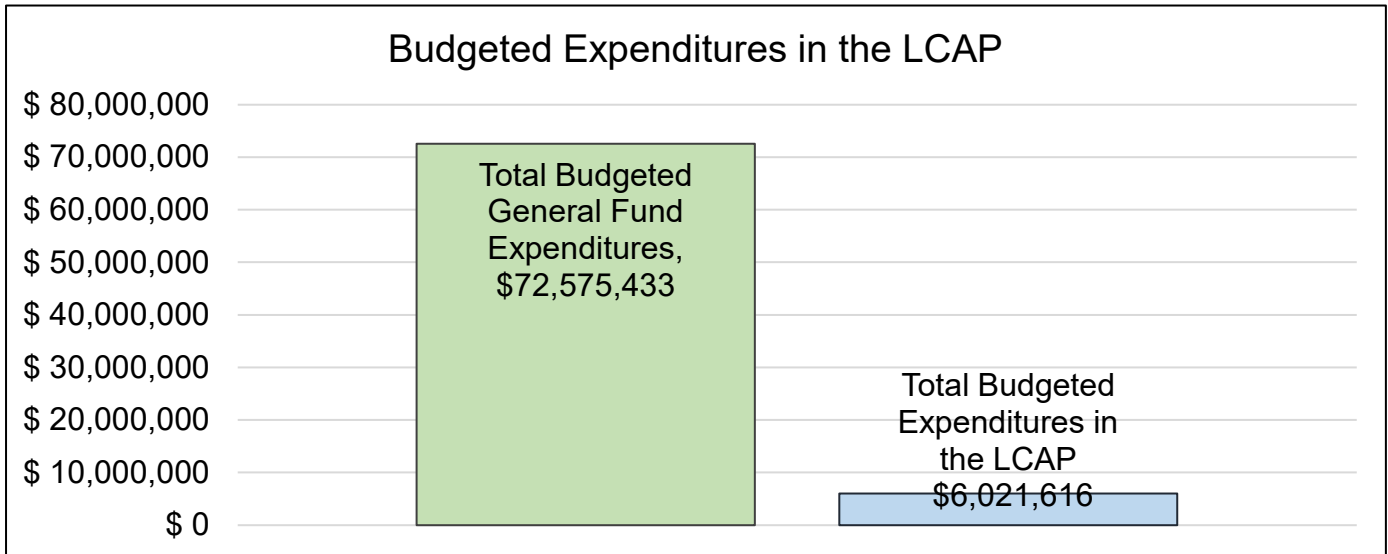


This chart shows the total general purpose revenue Blue Ridge Academy expects to receive in the coming year from all sources.

The text description for the above chart is as follows: The total revenue projected for Blue Ridge Academy is \$88,497,416.00, of which \$77,487,227.00 is Local Control Funding Formula (LCFF), \$10,169,287.00 is other state funds, \$0.00 is local funds, and \$840,902.00 is federal funds. Of the \$77,487,227.00 in LCFF Funds, \$6,021,565.00 is generated based on the enrollment of high needs students (foster youth, English learner, and low-income students).

# LCFF Budget Overview for Parents

The LCFF gives school districts more flexibility in deciding how to use state funds. In exchange, school districts must work with parents, educators, students, and the community to develop a Local Control and Accountability Plan (LCAP) that shows how they will use these funds to serve students.



This chart provides a quick summary of how much Blue Ridge Academy plans to spend for 2024-2025. It shows how much of the total is tied to planned actions and services in the LCAP.

The text description of the above chart is as follows: Blue Ridge Academy plans to spend \$72,575,432.77 for the 2024-2025 school year. Of that amount, \$6,021,616.00 is tied to actions/services in the LCAP and \$66,553,816.77 is not included in the LCAP. The budgeted expenditures that are not included in the LCAP will be used for the following:

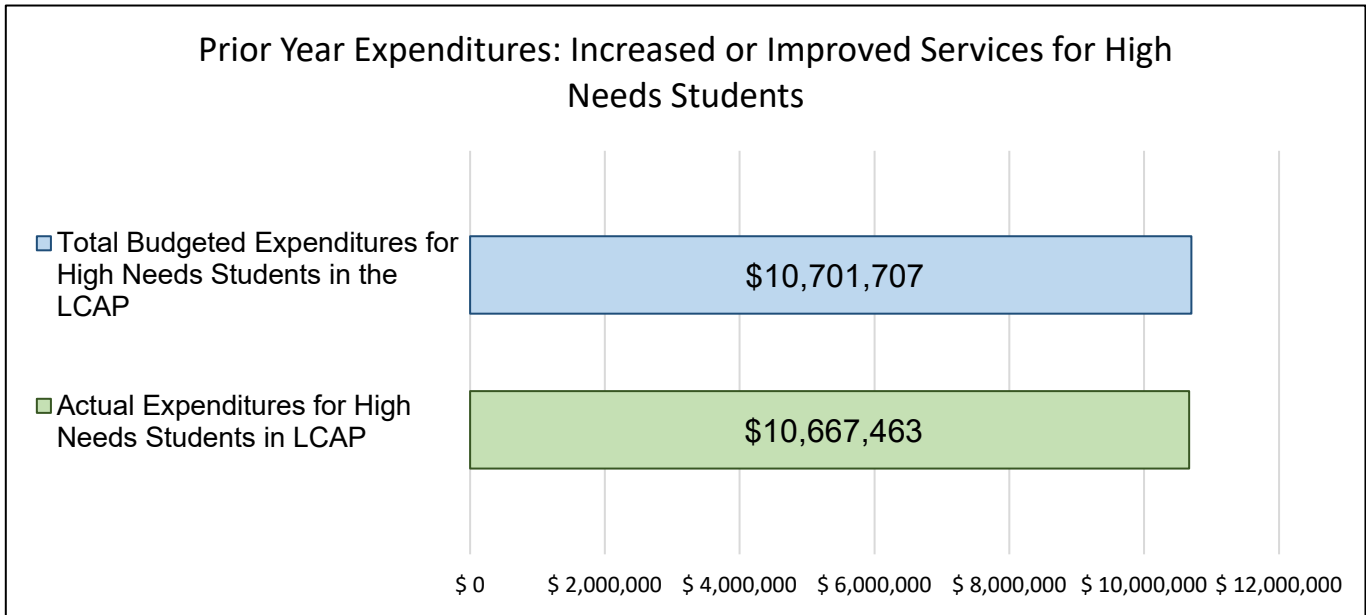
Expenses associated with the Operations of the school and education of children not a part of the LCAP.

## Increased or Improved Services for High Needs Students in the LCAP for the 2024-2025 School Year

In 2024-2025, Blue Ridge Academy is projecting it will receive \$6,021,565.00 based on the enrollment of foster youth, English learner, and low-income students. Blue Ridge Academy must describe how it intends to increase or improve services for high needs students in the LCAP. Blue Ridge Academy plans to spend \$6,021,616.00 towards meeting this requirement, as described in the LCAP.

# LCFF Budget Overview for Parents

## Update on Increased or Improved Services for High Needs Students in 2023-2024



This chart compares what Blue Ridge Academy budgeted last year in the LCAP for actions and services that contribute to increasing or improving services for high needs students with what Blue Ridge Academy estimates it has spent on actions and services that contribute to increasing or improving services for high needs students in the current year.

The text description of the above chart is as follows: In 2023-2024, Blue Ridge Academy's LCAP budgeted \$10,701,707.00 for planned actions to increase or improve services for high needs students. Blue Ridge Academy actually spent \$10,667,463.00 for actions to increase or improve services for high needs students in 2023-2024. The difference between the budgeted and actual expenditures of \$34,244.00 had the following impact on Blue Ridge Academy's ability to increase or improve services for high needs students:

[Respond to the prompt here; if there is no prompt, a response is not required.]



## **Accessibility Information**

This workbook contains 3 dynamic charts located in the 'Template' tab. The chart in cell A7 with the title "Projected Revenue by Fund Source", the full text description is located in cell A9. The chart in cell A11 with the title "Budgeted Expenditures in the LCAP", the full text description is located in cell A13. The chart in cell A16 with the title "Prior Year Expenditures: Increased or Improved Services for High Needs Students", the full text description is located in cell A18.

## LCFF Budget Overview for Parents Data Entry Instructions

These instructions are for the completion of the Local Control Funding Formula (LCFF) Budget Overview for Parents.

Notice that there are six tabs along the bottom of the workbook titled: 'Title Page', 'Instructions', 'Data Input', 'Narrative Responses', 'Template', and 'Accessibility'. The local educational agency (LEA) will enter its data in the 'Data Input' tab and then respond to the available prompts in the 'Narrative Responses' tab; please note that certain prompts in the 'Narrative Responses' tab are conditional. This information will automatically populate the 'Template' pages of the Budget Overview for Parents with the information. The tabs 'Title Page', 'Instructions', 'Data Input', and 'Narrative Responses' are "inward facing" and are intended for use by LEA personnel. The information contained in the 'Template' tab will be "outward facing", or the information that will be available to the LEA's parents and educational partners. To start, ensure that you are on the 'Data Input' worksheet by clicking on the 'Data Input' in the lower left hand side.

**\*NOTE: The "High Needs Students" referred to below are Unduplicated Students for LCFF funding purposes.**

### Data Input Tab Instructions

#### LEA Information (rows 2-4)

The LEA must enter the LEA name, county district school (CDS) code (14 digits), and LEA contact information (name, phone number and email address) in the corresponding blue boxes. Accountability Plan (LCAP) is adopted or updated on or before July 1. Enter in this format 20XX-XX.

**Current LCAP Year (row 6):** Enter the current fiscal year for which the previous LCAP was adopted or updated on July 1. Enter in this format 20XX-XX.

#### Projected General Fund Revenue for the Coming School Year

All amounts should be entered in the gray boxes adjacent to the corresponding amount title. The coming school year (as indicated in row 5) means the fiscal year for which an LCAP is adopted or updated by July 1.

• **Total LCFF funds (row 9):** This amount is the total amount of LCFF funding (including supplemental & concentration grants) the LEA estimates it will receive pursuant to California *Education Code (EC)* sections 2574 (for county offices of education) and 42238.02 (for school districts and charter schools), as applicable for the coming school year. This amount is the amount indicated in the Standardized Account Code Structure (SACS) Budget Fund Form 01, Column F, row A.1 (LCFF Sources).

- **LCFF supplemental & concentration grants (row 10):** This amount is the total amount of LCFF supplemental and concentration grants the LEA estimates it will receive on the basis of the number and concentration of low income, foster youth, and English learner students as determined pursuant to *California Code of Regulations*, Title 5 (5 CCR) Section 15496(a)(5), pursuant to *EC* sections 2574 and 42238.02, as applicable for the coming school year.

- **All other state funds (row 12):** This amount is the total amount of other state funds (do not include LCFF funds) the LEA estimates it will receive.

- **All local funds (row 13):** This amount is the total amount of local funds and entitlements the LEA estimates it will receive.

- **All federal funds (row 14):** This amount is the total amount of federal funds (including all Every Student Succeeds Act Title funds) the LEA estimates it will receive.

The total of the Projected General Fund Revenue should equal the amount indicated in the SACS Budget Fund Form 01, Column F, row A.5 (Total Revenues).

#### **Total Budgeted Expenditures for the Coming School Year**

- **Total Budgeted General Fund Expenditures (row 17):** This amount is the LEA's total budgeted General Fund expenditures for the coming school year as indicated on SACS Budget Fund Form 01, column F, Row B.9 (Total Expenditures). The General Fund is the main operating fund of the LEA and accounts for all activities not accounted for in another fund. All activities are reported in the General Fund unless there is a compelling reason to account for an activity in another fund. For further information please refer to the California School Accounting Manual (<http://www.cde.ca.gov/fg/ac/sa/>). (Note: For some charter schools that follow governmental fund accounting, this amount is the total budgeted expenditures in the Charter Schools Special Revenue Fund. For charter schools that follow the not-for-profit accounting model, this amount is total budgeted expenses, such as those budgeted in the Charter Schools Enterprise Fund.)

- **Total Budgeted Expenditures in the LCAP (row 18):** This is the total amount of budgeted expenditures for the planned actions to meet the goals included in the LCAP for the coming school year.

- **Total Budgeted Expenditures for High Needs Students in the LCAP (row 19):** This is the total amount of the LCFF funds budgeted to implement the planned actions and services included in the LCAP that are identified as contributing to the increased or improved services for high needs students pursuant to *EC* Section 42238.07.

#### **Expenditures for High Needs Students in the Current School Year**

- **Total Budgeted Expenditures for High Needs Students in the LCAP (row 22):** This is the total amount of the LCFF funds budgeted to implement the planned actions and services included in the LCAP that are identified as contributing to the increased or improved services for high needs students pursuant to *EC* Section 42238.07 for the current school year.

- **Actual Expenditures for High Needs Students in the LCAP (row 23):** This is the total of the estimated actual expenditures of LCFF funds to implement the actions and services included in the LCAP that are identified as contributing to the increased or improved services for high needs students pursuant to *EC* Section 42238.07, as reflected in the Annual Update for the current LCAP year.

### Narrative Responses Tab Instructions

The LEA's response for each prompt is limited to 75 words. Double click on the applicable cell to respond to the required prompt(s). Please note that certain prompts are conditional, based on the data provided in the 'Data Input' tab.

- **Brief description for General Fund Expenditures (row 3):** Briefly describe any of the General Fund Budget Expenditures for the current school year that are not included in the Local Control and Accountability Plan.

• **Brief description for High Needs Students (row 4):** If the amount on line 19 ('Data Input' tab) is less than the amount on line 10 ('Data Input' tab), a prompt will appear and the LEA must provide a brief description of the additional actions it is taking to meet its requirement to increase or improve services for high needs students.

**Note:** If no prompt appears, the LEA is not required to supply a description.

**Note:** It may be necessary to adjust the row height to display the entire prompt.

• **Brief description for actual expenditures for high needs students (row 5):** If the amount in line 22 ('Data Input' tab) is greater than the amount in line 23 ('Data Input' tab), a prompt will appear and the LEA must provide a brief description of how the difference impacted the actions and services and overall increased or improved services for high needs students in the current fiscal year pursuant to *EC* Section 42238.07.

**Note:** If no prompt appears, the LEA is not required to supply a description.

**Note:** It may be necessary to adjust the row height to display the entire prompt.

# 2023–24 Local Control and Accountability Plan Annual Update

The instructions for completing the 2023–24 Local Control and Accountability Plan (LCAP) Annual Update follow the template.

Local Educational Agency (LEA) Name	Contact Name and Title	Email and Phone
Blue Ridge Academy	Dr. Loretta Burns Vice Principal/ Director of Special Education & Student Services	<a href="mailto:loretta.burns@theblueridgeacademy.com">loretta.burns@theblueridgeacademy.com</a> 626-250-9611

## Goals and Actions

### Goal

Goal # 1	Description
Goal 1	Ensure all students receive access to high-quality instruction by ensuring teachers are fully credentialed and students have access to standard aligned instructional materials.

## Measuring and Reporting Results

Metric	Baseline	Year 1 Outcome	Year 2 Outcome	Year 3 Outcome	Desired Outcome for 2023–24
State Priority 1 Teachers assigned appropriately, standards aligned, facility.  a.1.Appropriately assigned fully credentialed teachers	100% of teachers are appropriately assigned and credentialed  * baseline modified from previous LCAP	100% of teachers are appropriately assigned and credentialed	100% of teachers are appropriately assigned and credentialed	100% of teachers are appropriately assigned and credentialed	Maintain 100% of teachers appropriately assigned and credentialed
a.2.Access to standard aligned instructional material	100% of students have access to standard aligned instructional material	100% of students have access to standard aligned instructional material	100% of students have access to standard aligned instructional material	100% of students have access to standard aligned instructional material	Maintain 100% of students to have access to standard aligned instructional material
a.3.Facilities maintained in good repair	All facilities maintained in good repair	All facilities maintained in good repair	All facilities maintained in good repair	All facilities maintained in good repair	Maintain all facilities in good repair

<p>State Priority 4 Pupil Achievement</p> <p>d1. Performance on Statewide assessments CAASPP: Overall Grades 3-8, 11 Smarter Balanced Summative Assessments Source: CDE California Assessment of Student Performance and Progress (CAASPP)</p>	<p>ELA 52.54% Met or Exceeded Standards</p> <p>Math 31.58% Met or Exceeded Standards</p>	<p>ELA 48.72% Met or Exceeded Standards</p> <p>Math 31.14% Met or Exceeded Standards</p>	<p>ELA 46.82% Met or Exceeding Standards</p> <p>Math 29.85% Met or Exceeded Standards</p>	<p>ELA - 48.49% Met or Exceeded Standards</p> <p>Math - 30.82% Met or Exceeded Standards</p> <p>2022-23 Data</p> <p>Dashboard Data Not Yet Available</p>	<p>ELA Goal 62%</p> <p>Math Goal 42%</p>
<p>d1. CAASPP: Hispanic Grades 3-8, 11 Smarter Balanced Summative Assessments Source: CDE California Assessment of Student Performance and Progress (CAASPP)</p>	<p>ELA 46.41% Met or Exceeded Standards</p> <p>Math 25.08% Met or Exceeded Standards</p>	<p>ELA 41.79% Met or Exceeded Standards</p> <p>Math 21.02% met or Exceeded Standards</p>	<p>ELA 40.20% Met or Exceeding Standards</p> <p>Math 21.02% Met or Exceeded Standards</p>	<p>ELA - 42% Met or Exceeded Standards</p> <p>Math - 22% Met or Exceeded Standards</p> <p>2022-23 Data</p> <p>Dashboard Data Not Yet Available</p>	<p>ELA Goal 56%</p> <p>Math Goal 35%</p>

d1. CAASPP: African American Grades 3-8, 11 Smarter Balanced Summative Assessments Source: CDE California Assessment of Student Performance and Progress (CAASPP)	<p>ELA 39.37% Met or Exceeded Standards</p> <p>Math 15.87% Met or Exceeded Standards</p>	<p>ELA 36.96% Met or Exceeded Standards</p> <p>Math 17.99% Met or Exceeded Standards</p>	<p>ELA 70% Met or Exceeded Standards</p> <p>Math 50% Met or Exceeded Standards</p>	<p>ELA - 32% Met or Exceeded Standards</p> <p>Math - 15% Met or Exceeded Standards</p> <p>2022-23 Data</p> <p>Dashboard Data Not Yet Available</p>	<p>ELA Goal 49%</p> <p>Math Goal 25%</p>
d1. CAASPP: English Learners Grades 3-8, 11 Smarter Balanced Summative Assessments Source: CDE California Assessment of Student Performance and Progress (CAASPP)	<p>ELA 26.19% Met or Exceeded Standards</p> <p>Math 19.05% Met or Exceeded Standards</p>	<p>ELA 30.77% Met or Exceeded Standards</p> <p>Math 20.00% Met or Exceeded Standards</p>	<p>ELA 7.69% Met or Exceeded Standards</p> <p>Math 9.76% Met or Exceeded Standards</p>	<p>ELA - 6% Met or Exceeded Standards</p> <p>Math - 9% Met or Exceeded Standards</p> <p>2022-23 Data</p> <p>Dashboard Data Not Yet Available</p>	<p>ELA Goal 36%</p> <p>Math Goal 29%</p>

d1. CAASPP: Foster Youth/Homeless Grades 3-8, 11 Smarter Balanced Summative Assessments Source: CDE California Assessment of Student Performance and Progress (CAASPP)	<p>ELA 63.16% Met or Exceeded Standards</p> <p>Math 21.05% Met or Exceeded Standards</p>	<p>ELA 33.33% Met or Exceeded Standards</p> <p>Math 33.34% Met or Exceeded Standards</p>	<p>ELA 58.33% Met or Exceeded Standards</p> <p>Math 37.50% Met or Exceeded Standards</p>	<p>ELA - 56% Met or Exceeded Standards</p> <p>Math - 37% Met or Exceeded Standards</p> <p>2022-23 Data</p> <p>Dashboard Data Not Yet Available</p>	<p>ELA Goal 68%</p> <p>Math Goal 26%</p>
d1. CAASPP: Low Income Grades 3-8, 11 Smarter Balanced Summative Assessments Source: CDE California Assessment of Student Performance and Progress (CAASPP)	<p>ELA 43.64% Met or Exceeded Standards</p> <p>Math 22.72% Met or Exceeded Standards</p>	<p>ELA 41.43% Met or Exceeded Standards</p> <p>Math 22.17% Met or Exceeded Standards</p>	<p>ELA 40.42% Met or Exceeded Standards</p> <p>Math 21.68% Met or Exceeded Standards</p>	<p>ELA - 37% Met or Exceeded Standards</p> <p>Math - 25% Met or Exceeded Standards</p> <p>2022-23 Data</p> <p>Dashboard Data Not Yet Available</p>	<p>ELA Goal 53%</p> <p>Math Goal 32%</p>



d1. CAASPP: Students with Disabilities Grades 3-8, 11 Smarter Balanced Summative Assessments Source: CDE California Assessment of Student Performance and Progress (CAASPP)	ELA 28.31% Met or Exceeded Standards  Math 12.73% Met or Exceeded Standards	ELA 23.79% Met or Exceeded Standards  Math 11.18% Met or Exceeded Standards	ELA 25% Met or Exceeded Standards  Math 13.47% Met or Exceeded Standards	ELA - 28% Met or Exceeded Standards  Math - 17% Met or Exceeded Standards  2022-23 Data  Dashboard Data Not Yet Available	ELA Goal 38%  Math Goal 22%
d2. Percentage of pupils who have successfully completed courses that satisfy the requirements for entrance to the UC or CSU.  Grade: 12  Source: CALPADS	18.9% (31/164 12th grade students)	26.2% (51/194 12th grade students) 6.3% increase	28.1% (86/306 students)	Data Not Yet Available	Goal: 30%

<p>d3. Percent of pupils who have successfully completed courses that satisfy requirements for CTE sequences or programs of study that align with state board approved CTE standards and frameworks.</p> <p>Grades: 9-12</p> <p>Source: CALPADS</p>	<p>3 CTE completers or .25% (3/1183 high school students)</p>	<p>3 CTE completers or .24% (3/1208 high school students) .1% decrease</p>	<p>1 CTE completer or 0.3% student (1/306 graduates)</p>	<p>Data Not Yet Available</p> <p>2023-24 internal data 3 CTE completers</p>	<p>Goal: 1%</p>
<p>d4. Percentage of pupils who have successfully completed courses that satisfy the requirements for entrance to the UC or CSU and career technical education sequences or programs of study.</p> <p>Grades: 9-12</p> <p>Source: CALPADS</p>	<p>1.5% (18 total)</p>	<p>2.7% (33 total) 1.2% increase</p>	<p>1 CTE completer or 0.3% student (1/306 graduates)</p>	<p>Data Not Yet Available</p>	<p>Goal: 3%</p>

d5.Percentage of English learner pupils who make progress toward English proficiency; or any subsequent assessment of English proficiency, as certified by the state board.  Source: ELPAC through TOMS	63.7% (44/69)	62.6% (42/67) 1.1% decrease	51.4% (37/72) 11.2% decrease	Data Not Yet Available	Goal: 65%
d6.English learner reclassification rate.  Source: ELPAC through TOMS	29.7% (30/101 EL students)	31.3% (27/86 EL students) 1.6% increase	18.1% (13/72 EL students) 13.2% decrease	Data Not Yet Available	Goal: 34%
d7.Percentage of pupils who have passed an advanced placement examination with a score of 3 or higher.  Grades: 9-12  Source:CollegeBoard	1 student only or .08% (3 students total took the AP exam out of all high school students)	3 students only or .24% (5 students total took the AP exam out of all high school students) .56% increase	3 students only or .28% (12 students total took the AP exam out of all 1073 high school students, 1.12%)	Data Not Yet Available	Goal: 1%

<p>d8. Percentage of pupils who participate in, and demonstrate college preparedness pursuant to, the Early Assessment Program, or any subsequent assessment of college preparedness.</p> <p>Grades: 4 and 5 year cohort</p> <p>Source: SIS School Pathway</p>	<p>19.5% Prepared (38/195)</p>	<p>28.8% Prepared (66/229) 9.3% increase</p>	<p>36.3% Prepared (107/295) 7.5% increase from 2021-22</p>	<p>Data Not Yet Available</p>	<p>Goal: 35%</p>
<p>State Priority 7 Pupil Achievement g1. Course Access: Students have access and are enrolled in a broad course of study</p> <p>Source: SIS School Pathway and review of Master Agreements: Course access for SWD and unduplicated students</p>	<p>Students have access and are enrolled in a broad course of study (Social Science, Science, Health, PE, VAPA, World Language) 100% of students have access to a broad course of study 100% of SWD and unduplicated students to have access to a broad course of study * baseline modified from previous LCAP</p>	<p>Students have access and are enrolled in a broad course of study (Social Science, Science, Health, PE, VAPA, World Language) 100% of students have access to a broad course of study 100% of SWD and unduplicated students to have access to a broad course of study</p>	<p>Students have access and are enrolled in a broad course of study (Social Science, Science, Health, PE, VAPA, World Language) 100% of students have access to a broad course of study 100% of SWD and unduplicated students to have access to a broad course of study</p>	<p>Students have access and are enrolled in a broad course of study (Social Science, Science, Health, PE, VAPA, World Language) 100% of students have access to a broad course of study 100% of SWD and unduplicated students to have access to a broad course of study</p>	<p>Students have access and are enrolled in a broad course of study (Social Science, Science, Health, PE, VAPA, World Language) Maintain a rate of 100% of students having access to a broad course of study Maintain a rate of 100% of SWD and unduplicated students having access to a broad course of study</p>

<p>g2. Programs and services developed and provided to unduplicated pupils</p> <p>Source: SIS School Pathway and review of Master Agreements:</p>	<p>100% of unduplicated pupils; English learner, low income, and foster youth student populations have access to all broad course of study, programs, and services</p>	<p>100% of unduplicated pupils; English learner, low income, and foster youth student populations have access to all broad course of study, programs, and services</p>	<p>100% of unduplicated pupils; English learner, low income, and foster youth student populations have access to all broad course of study, programs, and services</p>	<p>100% of unduplicated pupils; English learner, low income, and foster youth student populations have access to all broad course of study, programs, and services</p>	<p>Maintain a rate of 100% of unduplicated pupils; English learner, low income, and foster youth student populations having access to all broad course of study, programs, and services</p>
<p>g3. Programs and services developed and provided to individuals with exceptional needs</p> <p>Source: SIS School Pathway and review of Master Agreements:</p>	<p>100% of programs and services developed are provided to individuals with exceptional needs</p>	<p>100% of programs and services developed are provided to individuals with exceptional needs</p>	<p>100% of programs and services developed are provided to individuals with exceptional needs</p>	<p>100% of programs and services developed are provided to individuals with exceptional needs</p>	<p>Maintain rate of 100% of programs and services developed to be provided to individuals with exceptional needs</p>

## Goal Analysis

An analysis of how this goal was carried out in the previous year.

A description of any substantive differences in planned actions and actual implementation of these actions.

The planned actions of Blue Ridge Academy should not need to be changed substantially when implemented based on careful examination and planning. Below is a breakdown of any differences in planned actions and implementation and discusses any relevant challenges and successes that may be experienced through implementation.

This particular goal focused on students receiving high-quality instruction through ensuring that only fully credentialed teachers oversee the students and standards aligned curriculum are being utilized. Blue Ridge Academy's credential procedures and efforts have remained at 100% for the past three years. We have worked diligently as a school over the last two years to ensure that our teachers are fully credentialed. We have been consistently successful within this area, and therefore this is not a required goal area to be addressed in the 2024/2025 school year.

We provide our families with many options for curriculum and allow them flexibility while continuing to track their basis to the standards. We continue to work to analyze and develop ways to better track and monitor progress schoolwide.

Even if they choose something that is not standards-based, how do we get them to a place where they are at grade level? We want to allow families the freedom they seek, but we want to make sure that we are being a bit more stringent with our expectations. The HSTs also need to be properly trained and informed on how to help families select the correct curriculum that has the correct rigor for their students.

As much as we want our families to have options with curriculum options for our students, it can almost be to a fault. Although we want to continue encouraging our families and students with choices, we need to speak to how we can better manage this challenge and better train the teachers to manage families who minimize from evidence based curriculum choices. Even if they choose something that is not standards-based, how do we get them to a place where they are at grade level? We plan to continue educating teachers on how to pick the correct curriculum that has the correct rigor. This academic choice can impact a student's performance on the statewide assessments and school benchmarks.

The expectations of an evidence-based curriculum are mandatory for students in Tier 2 or Tier 3 intervention and programs within Student Services and Special Education and are data driven to address any areas of needs and challenges in adjusting student instruction. We plan to continue encouraging more rigor within the general education teacher department training to ensure rigor can be discussed and supported during 'Learning Period' meetings with parents.

### Action 1.1 Professional Development -

Staff training and parent information sessions have been successfully executed and the feedback from staff and families has remained positive. Based on staff feedback and required training sessions, teachers have also expressed the need to narrow down the number of training sessions to allow them time to work with their families. Departments continue to monitor the quality of their training based on staff feedback and have worked to provide interactive sessions that increase engagement and learning opportunities in continuing to build buy-in from staff in order to improve student outcomes and achievement.

### Action 1.2 Parent Education and Resources

Parent Information Sessions (online meetings with families for them to understand and incorporate a new pedagogy into their practice), extend support to teachers in communicating information from various departments to families, allowing opportunities for direct feedback from parents (via surveys, board meetings, information sessions, DELAC and LCAP Parent Advisory Group meetings) - parents are able to ask questions,

provide comments and feedback to the school. An area of need is parent participation. Blue Ridge will continue to increase parent communication through emails, phone calls, parent bulletin newsletters, Special Education Parent Workshops, and spreading the word at community events. Another challenge is once the information is shared, gaining parent buy-in toward developing a greater understanding of implementing teaching methods and taking ownership of their learning coach responsibilities is an ongoing process.

**Action 1.3 Equitable Access**

Technology access to all (computers, printers, etc.), student subscriptions, access to credentialed teachers, and curriculum options. An area of need is understanding how to help parents narrow down what works best for their students, which is often overwhelming. There are so many options available but not every option is suitable for each student, so there is a learning curve associated with figuring out the best option. Evidence-based curricula and programs designed to align with educational standards are provided to all students tailored to address the specific needs and developmental stages of students at grade level. In addition, teacher-led discussions and parent training is provided to both the parents and the students. We provide our families with many options for curriculum choices and allow them much flexibility while continuing to their basis to the standards. We continue to work to analyze and develop ways to better track and monitor progress schoolwide.

**Action 1.4 Content Specialist Expansion**

The implementation of Content Specialists with a focus on the provision of specific subject supports has been a great success. As subject matter experts, emphasis has been placed on student achievement in specific subject areas.

**Action 1.5 Teacher Credential Program**

The implementation of the teacher induction and credential clearing programs through Riverside County Office of Education continues to remain successful and bridge the training gap for new teachers. This past year, expanding topic areas allowed for additional training and information session opportunities for credentialed staff. Our credentialing procedures and efforts have remained at 100% for the past three years. We have worked hard as a school over the last two years to ensure that our teachers are credentialed. We have been consistently successful within this area therefore this is not a required goal area to be addressed in the 2024/2025 school year.

An explanation of material differences between Budgeted Expenditures and Estimated Actual Expenditures and/or Planned Percentages of Improved Services and Estimated Actual Percentages of Improved Services.

Has spending been consistent or have we spent significantly more or less than planned.
Progress continues to be made towards the outlined goals. Our actions continue to be implemented as intended with additional expenditures in support of increased improvement: Action item 1.1 “Professional Development - Student Achievement & Resources” implementation of budgeted expenditures \$60,000. Actual expenditures included the annual schoolwide professional development for all staff members and an increased budget and resources to support every staff member, both classified and credentialed to focus on skill development through professional development. Actual amount spent \$751,536. Action item 1.2 “Parent Resources” with an implementation estimated budget of \$63,205.98. Actual expenditures \$1,094,536. Significant increase for provision of professional development and workshops provided to parents/guardians to support student achievement. Action item 1.3 “Equitable Access” with an implementation estimated budget of \$3,694,359.22. Actual expenditures \$2,246,919.

Action item 1.4 “Content Specialist Expansion” with an implementation estimated budget of \$850,192. Actual expenditures \$622,902.  
Action item 1.5 “Teacher Credential Programs” with an implementation estimated budget of \$46,488. Actual expenditures \$22,460.

An explanation of how effective or ineffective the specific actions were in making progress toward the goal during the three-year LCAP cycle.

### **Professional Development**

The effectiveness of professional development was measured based on the following:

- 1) The quality of the presented materials, and the willingness of the teachers to learn and grow as educators.
- 2) Professional Development and teacher “buy in” and teacher action by taking what they learned and applying it.

The ineffectiveness of Professional Development comes when the “buy-in” does not occur, and the teachers attend the training with a closed mind and the notion that they feel they are wasting their time in this training instead of seeing the training as beneficial to their growth as an educator and the growth of their students. The ultimate goal for professional development is to not only increase buy-in and build a positive climate for staff support and professional growth but it opens the door to building commitment across all staff members.

Providing multiple opportunities for professional growth also allows staff members to continue to grow individually, and seek out opportunities for career and skill set growth. The ineffectiveness with buy-in will be addressed during our Professional Development action item through required training and PLC meetings with changes to be made to make these PD times more valuable for the teachers in terms of participation and delivery.

### **Parent Education and Resources**

BRA’s Parent and Education Resources has been extremely effective and successful. This outcome has also been based on previous years’ services made available to parents and feedback from surveys and input from families during information sessions and workshops. The main focus when it comes to this action are:

- 1) Providing parents with the support that they need to access materials they are given along with improving the challenges of parent attendance at information sessions.
  - 2) Many parents either do not have the time or just browse over these without understanding these materials. To continue to develop a multi-tiered approach to get this information out (such as through mass emails from administration, and targeted emails, phone calls, or text messages) to inform the families of these opportunities.
- are being seen for the work that they have completed.

A description of any changes made to the planned goal, metrics, desired outcomes, or actions for the coming year that resulted from reflections on prior practice.

Blue Ridge Academy has made multiple changes to operating policies to work toward reaching the planned goals. One change that was implemented was the hiring of Progress Support Coordinators, who are there to help teachers keep an eye on the academic progress of the teacher’s students. They pull



reports and then reach out to teachers who have students who are behind the pacing schedule. Our staff has been more involved as we have started to understand that there are so many curriculum options, especially for homeschool teachers with large rosters struggling to know where their students stand with their academic progress.

The progress monitoring piece has been a success this year, and though we are not where we need to be, it made a large stride in the correct direction. This is a win for the school because it has been successful. If we allow the Progress Monitoring team to continue over the next few years then there will be a world of difference for our students, and it will benefit the teachers.

We recognize that our standardized test scores continue to be an area of performance need, but we have made strides with our implemented changes over the last year to close the achievement gap and will continue to do so until our assessment scores are more in line with the state benchmarks.

Planned goals and actions have been developed for the upcoming year resulting from reflections from our educational partners based on current and previous years' goals and actions within the LCAP over the last three years.

- Increase strategies for maintaining accountability and oversight across all staff and families related to curriculum choices and academic progress monitoring. Blue Ridge Academy will continue to place efforts to establish positive and collaborative relationships and partnerships, while continuing to foster targeted PDs in efforts to support staff understanding of the policies and procedures of each department such as special education and student services, general education, curriculum, and testing.

- Maintain and foster collaborative relationships to increase parent attendance and engagement

- Provide computer literacy information sessions for families in addition to offering student practice tests and other opportunities to understand the Smarter Balanced software

- Monitor usage and data reports to determine how to best offer tutoring services and intervention support for struggling students

- Data analysis to identify trends in student performance and participation. ELA/Math Performance (Summative/Formative) - as a school we need to truly engage in the area that we struggle the most, which is academic performance.

- Primary target focus on school wide performance in the areas of ELA and Mathematics. Due to low performance scores in ELA and Math, the school has not met the statewide rate

- Progress Monitoring team to continue oversight of general education student's grades.

- In addition, based on the school climate feedback survey, parents are asking for some type of system for reviewing feedback from other families that have used various curricula. This will increase the continued need for professional development from the curriculum team.

**A report of the Total Estimated Actual Expenditures for last year's actions may be found in the Annual Update Table. A report of the Estimated Actual Percentages of Improved Services for last year's actions may be found in the Contributing Actions Annual Update Table.**

Goals and Actions

Goal

Goal # 2	Description
Goal 2	Provide appropriate tiered intervention supports that promote and sustain positive social emotional development as well as increased academic intervention for struggling students.

Measuring and Reporting Results

Metric	Baseline	Year 1 Outcome	Year 2 Outcome	Year 3 Outcome	Desired Outcome for 2023–24
State Priority 2 Implementation of the academic content and performance standards adopted by the state board b1. The implementation of state board adopted academic content and performance standards for all students  Star 360: Overall  Grades TK-11 Star 360 benchmark assessments (ELA, Math, Early Literacy)  Source: Renaissance	At/Above Benchmark 75% * baseline modified from previous LCAP	At/Above Benchmark 70% 5% decrease	At/Above Benchmark Early Literacy 81% Math 74% Reading 73%	At/Above Benchmark  Fall 2023 only Early Literacy 82% Math 74% Reading 73%  Spring 2024 data is not yet available	At/Above Benchmark Goal 85%

b1. Star 360: Hispanic  Grades TK-11  Star 360 benchmark assessments (Early Literacy, Math, Reading)  Source: Renaissance	Early Literacy 53% Math 64% Reading 47%	Early Literacy 56% Math 64% Reading 64%	Early Literacy 81% Math 68% Reading 67%	At/Above Benchmark  Fall 2023 only  Early Literacy 82% Math 69% Reading 69%  Spring 2024 data is not yet available	Early Literacy goal 63% Math goal 80% Reading goal 59%
b1. Star 360: African American  Grades TK-11  Star 360 benchmark assessments (Early Literacy,Math, Reading)  Source: Renaissance	Early Literacy 53% Math 64% Reading 47%	Early Literacy 47% Math 58% Reading 62%	Fall Only (MM is still working on Spring data) Early Literacy 70% Math 63% Reading 62%	At/Above Benchmark  Fall 2023 only  Early Literacy 81% Math 63% Reading 67%  Spring 2024 data is not yet available	Early Literacy Goal 55% Math Goal 74% Reading Goal 57%
b1. Star 360: English Learners  Grades TK-11:  Star 360 benchmark assessments (Early Literacy, Math, Reading)  Source: Renaissance	Early Literacy 71% Math 55% Reading 49%	Early Literacy 32% Math 67% Reading 59%	Early Literacy 63% Math 42% Reading 32%	At/Above Benchmark  Fall 2023 only  Early Literacy 75% Math 45% Reading 23%  Spring 2024 data is not yet available	Early Literacy Goal 81% Math Goal 65% Reading Goal 59%

b1. Star 360: Foster Youth  Grades TK-11  Star 360 benchmark assessments (Early Literacy, Math, Reading)  Source: Renaissance	Early Literacy 66.5% Math 50% Reading 46.5%	Early Literacy 100% (1 student) Math 42% Reading 67%	Early Literacy 56% Math 75% Reading 75%	At/Above Benchmark  Fall 2023 only  Early Literacy 56% Math 68% Reading 67%  Spring 2024 data is not yet available	Early Literacy Goal 76% Math Goal 60% Reading Goal 56%
b1. Star 360: Low Income  Grades TK-11  Star 360 benchmark assessments (Early Literacy, Math, Reading)  Source: Renaissance	Early Literacy 79% Math 68% Reading 76%	Early Literacy 55% Math 66% Reading 67%	Early Literacy 73% Math 69% Reading 68%	At/Above Benchmark  Fall 2023 only  Early Literacy 82% Math 69% Reading 68%  Spring 2024 data is not yet available	Early Literacy Goal 89% Math Goal 78% Reading Goal 86%
b1. Star 360: Students with Disabilities  Grades TK-11  Star 360 benchmark assessments (Early Literacy, Math, Reading)  Source: Renaissance	Early Literacy 52.5% Math 44.5% Reading 45%	Early Literacy 36% Math 47% Reading 48%	Early Literacy 55 % Math 46% Reading 44%	At/Above Benchmark  Fall 2023 only  Early Literacy 61% Math 44% Reading 43%  Spring 2024 data is not yet available	Early Literacy Goal 62% Math Goal 54% Reading Goal 55%

<p>b2. How the programs and services will enable English learners to access the CCSS and the ELD standards for purposes of gaining academic content knowledge and English language proficiency</p> <p>Source: Blue Ridge Academy EL Tracker data</p> <p>h1. Other Pupil Outcomes *Source: LP meetings</p>	<p>School internal data tracker and attendance shows that English Learners receive 60-120 minutes weekly in designated ELD standards and the school has ELA Curriculum/subscripti on programs with integrated ELD.</p> <p>Teachers and school leaders ensure equity by recognizing, respecting, and attending to the diverse strengths and challenges of the students they serve.</p>	<p>School internal data tracker and attendance shows that English Learners receive 60-120 minutes weekly in designated ELD standards and the school has ELA Curriculum/subscripti on programs</p> <p>Teachers and school leaders ensure equity by recognizing, respecting, and attending to the diverse strengths and challenges of the students they serve. Data: Teacher Required progress Student/Parent Learning Period Meetings to be held in school year: 8 cycles</p>	<p>School internal data tracker and attendance shows that English Learners receive 60-130 minutes weekly in designated ELD standards and the school has ELA Curriculum/subscripti on programs, in addition, parent check-ins.</p> <p>Teachers and school leaders ensure equity by recognizing, respecting, and attending to the diverse strengths and challenges of the students they serve. Data: Teacher Required progress Student/Parent Learning Period Meetings to be held in school year: 8 cycles</p>	<p>School internal data tracker and attendance shows that English Learners receive 60-130 minutes weekly in designated ELD standards and the school has ELA Curriculum/subscripti on programs, in addition, parent check-ins.</p> <p>Teachers and school leaders ensure equity by recognizing, respecting, and attending to the diverse strengths and challenges of the students they serve. Data: Teacher Required progress Student/Parent Learning Period Meetings to be held in school year: 8 cycles</p>	<p>Maintain baseline data. English Learners receiving 60-120 minutes weekly in designated ELD standards and provision of ELA Curriculum/subscripti on programs.</p>
---	---	--	--	--	---

**Goal Analysis**

An analysis of how this goal was carried out in the previous year.

A description of any substantive differences in planned actions and actual implementation of these actions.

Blue Ridge has addressed each of its action items from the previous LCAP, however, needs to continue to work on academic support for all students who are not meeting proficiency on state assessments. Blue Ridge needs to continue to focus on the academic and social emotional needs of English Learners, Students with Disabilities, Foster Youth, and Low-Income Students. A new goal and action items have been developed in the upcoming year’s LCAP to address these continued needs.

Blue Ridge continues to benefit from its partnership with Multiple Measures (MM). MM reports help Blue Ridge staff to identify achievement gaps and better support students with differentiated learning and guiding instruction for their families. This program breaks down state assessments given so that teachers can see incremental growth or regression. Teachers can also look at progress of the year and see which students were high achieving or low achieving as well as whether they had growth or regression. This program allows teachers to see when a student may benefit from intervention sooner than by just looking at test scores and therefore address any issues before they become a larger problem. It is imperative we continue to train teacher’s knowledge and use of this program as we face the challenge and target focus of increasing student achievement in the areas of ELA and Mathematics based on the California Dashboard data.

In addition, the Student Services department now has two full-time mental health counselors to support the mental health referrals and Foster Youth/Homelessness needs. With awareness, PDs, and information sessions, the school has received a large increase in referrals to the Student Services mental health team and has been able to help a large number of students. Blue Ridge also has two Social Emotional Learning (SEL) programs available to all students.

The planned actions and goals are targeted toward professional development, utilizing assessment tools such as Star 360 to identify students in need of additional support, provide target support for struggling students, and identify the needs of low-income students and students with disabilities. Upon evaluating staff feedback from professional development training on the Star 360 benchmark assessments, findings from the testing team determined a greater need for identifying struggling students and students with disabilities, primarily in the areas of English Language Arts and Mathematics. In the training this year, the testing team focused on helping teachers interpret score results from the instructional planning reports to best communicate those results to their families. As a result, many teachers used the Star360 and SBAC scores as indicators for their struggling students, which also helped to determine whether the student qualified for intervention. Having a better understanding of reading the score results has also impacted the number of students who truly need urgent intervention versus general intervention support. The Star 360 benchmark scores serve as a formative evaluation of assessing while the SBAC scores serve as a more concrete understanding of where the student is. Both score reports should generally be in line with the Star360 to ensure accuracy. Blue Ridge will continue to implement teaching strategies and practices for helping to identify the needs of students from low-income families as well as students with disabilities.

Over the years, Blue Ridge has not been successful in meeting the 95% participation requirements for testing. However, the school has made gradual progress toward the goal. For example, in 2021-22, 88% of students completed the English Language Arts portion and 89% of students completed the Mathematics portion of the SBAC assessments. In 2022-23, 91% of students completed both the English Language Arts and Mathematics sections of the SBAC. While this is a positive adjustment, Blue Ridge still did not meet the charter requirement for

having 95% participation on either test. Upon review of the opt-out reasons why families choose not to test each year, Blue Ridge made the decision to implement consequences for not completing the statewide assessments. The change that is made will impact compliance and re-enrollment and the verbiage on the master agreement has also been updated to ensure families understand what is expected of them when they enroll in Blue Ridge.

Another change that Blue Ridge has focused on is providing remote and in-person options for students to complete the SBAC. The testing team works diligently and directly with the contact leads to secure test location sites and monitor attendance from year to year to ensure the locations that are being provided are being utilized to their fullest potential. Next year, the testing team will implement more in-person locations to accommodate all students who are required to complete the assessments.

An explanation of material differences between Budgeted Expenditures and Estimated Actual Expenditures and/or Planned Percentages of Improved Services and Estimated Actual Percentages of Improved Services.

Blue Ridge Academy has continued to make progress towards the outlined goals. Our actions continue to be implemented as intended with additional expenditures in support of increased improvement through targeted strategies.

Action item 2.1 “Professional Development - Provision of Student Support through MTSS” implementation estimated budget of \$179,007.48. Actual expenditures \$1,103,286.

Action item 2.2 “Administration of Diagnostic Assessments” implementation estimated budget of \$120,000. Actual expenditures \$337,886.

Action item 2.3 “Provision of Targeted Support to Meet Proficiency” implementation estimated budget of \$1,278,800. Actual expenditures \$934,305.

Action item 2.4 “Targeted Focus for SWD, EL, FY and LI Students” implementation estimated budget of \$2,146,673.43. Actual expenditures \$936,953

.

An explanation of how effective or ineffective the specific actions were in making progress toward the goal during the three-year LCAP cycle.

The provision of professional development training has proven to be effective over the last three years as addressed within the LCAP. Due to this reason, continued training, especially in the following areas will need to be addressed in the upcoming year placing emphasis on addressing the low performance range in ELA and Math for struggling students and overall:

- Professional development with a focus on the implementation of the benchmarks using Star360
- Identify students with disabilities and unduplicated students who scored below grade level in ELA and Math
- Information sessions to address the following requests identified in the educational partner feedback sessions and surveys; Feedback from parents and staff: Remote testing removed as an option as it does not promote school community and would prefer only in person options; parents stated that they would like to have shorter, more frequent benchmark tests to gauge progress; inclusion of state testing within the Master Agreement - this has been implemented for 24/25 on the Master Agreement, coupled with new compliance requirements.
- The Student Services Mental Health team has effectively expanded, improved services, leading to a continued effective process for student support. To date, 250 referrals have been received as of May 2024. This is an increase of 11% from last year. 286 new students have been referred for SST/Intervention services for the 2023-2024 school year as of May 2024. In addition, we have increased participation in our intervention class cycles. Cycle 1 decreased by 5.8%, Cycle 2 by 23.4%, Cycle 3 by 10.6% and Cycle 4 by 4.9% Cycle 5 increased by 8.7%.

Individual Counseling Referrals submitted as of May 10th, 2024 was a total 142, of which unduplicated students included 6 EL students, 15 Homeless students 15, 0 Foster students, and 62 Low income students.

Blue Ridge provides a multitude of curriculum options to families to allow them to best personalize their learning environment and shape their academic goals. While this can be an amazing opportunity, it can also become overwhelming to families as they do not always know which curriculum to choose. Therefore, it is crucial that Blue Ridge continue to educate families and staff on gaining insight into choosing content that is rich, comprehensive, and contains rigor so that families are successful in utilizing the materials with fidelity. The actions taken include providing ongoing office hours for staff held by the curriculum team as well as curriculum information sessions for parents. Blue Ridge also continues to update curriculum flyers and the high school course list for all educational partners to access when planning for the school year. Each year, staff and families benefit from learning more about how to choose the right fit to serve their students.

It is vital that teachers know where their students are academically so that they can best support families in choosing the curriculum that fits their needs. In addition to the support they receive from the curriculum team, teachers also receive support through their teacher training sessions from various departments. As a result, teachers are more equipped to understand what their students' needs are and they also have a plethora of support from their regional coordinators, special education staff, teacher trainers, high school success coordinators, and high school counselors. We are now monitoring in a more efficient manner, struggling students with the addition of professional development in training staff on how to better support students with academic challenges.

Blue Ridge has also focused on increasing parent information sessions and resources within all departments with a focus on academic achievement. Students are provided with opportunities to take the SBAC interim assessment to help prepare for the state test as well as taking practice tests. Parents were provided office-hour support to ask questions regarding statewide testing, and the Family Liaisons provided the Happy Learner Series that involved testing tips, strategies, and tools for preparing students for formative and summative assessments. Unfortunately, parent participation was low. Therefore, the teams will continue to focus on parent outreach and communication as well as informing teachers of upcoming events.

Blue Ridge increased and improved services for high school students by expanding the support team and hiring two additional counselors, two additional content specialists to support students in Visual and Performing Arts (VAPA) and World Language (Spanish), and one additional guidance technician. This change served as a great success toward the increase in graduation rates, college and career readiness, and students meeting UC/CSU requirements based on the targeted approach over the last three years.

A description of any changes made to the planned goal, metrics, desired outcomes, or actions for the coming year that resulted from reflections on prior practice.

Blue Ridge shifted Goal 1 to encompass student achievement to increase Math and English Language Arts performance scores through formative and summative assessments. The reason for this is that Blue Ridge met the goal in the area of ensuring all students receive access to high-quality instruction by ensuring teachers are fully credentialed and students have access to standard-aligned instructional materials. With



the schoolwide change in requiring all students to participate in benchmark and statewide assessments, Blue Ridge will place a primary focus on student achievement including unduplicated students, low-income students, and other subgroups to address their needs to be more successful in English Language Arts and Mathematics.

Families will be held accountable for participating in formative and summative assessments, and compliance will play a significant role in the parent’s request to opt out of having their students test. Compliance will encompass re-enrollment opportunities as well as initiating the non-compliance process. The change is made not to penalize students or families but to give all families the opportunity to work toward their academic learning goals and target student achievement expectations while closing specific learning gaps.

Planned goals and actions to be addressed in the upcoming year based on reflections and feedback:

- Increase translation services for EL families and provide more resources reviewed by DELAC including writing.
- Additional training for teachers to understand how to use Multiple Measures to communicate student progress and analyze data.
- Increase the number of test participants for STAR 360 and CAASPP.
- Changing goal one to encompass student achievement only (formative and summative assessments). One change we made - school wide in master agreement, also going to pay specific attention to student achievement including unduplicated students, including low income students and other subgroups to address their needs to be more successful in ELA and math.

**A report of the Total Estimated Actual Expenditures for last year’s actions may be found in the Annual Update Table. A report of the Estimated Actual Percentages of Improved Services for last year’s actions may be found in the Contributing Actions Annual Update Table.**

**Goals and Actions**

**Goal**

Goal # 3	Description
Goal 3	Create systems and structures that provide multiple personalized learning paths to increase the cohort graduation rate and College and Career Readiness to close the achievement gap.

## Measuring and Reporting Results

Metric	Baseline	Year 1 Outcome	Year 2 Outcome	Year 3 Outcome	Desired Outcome for 2023–24
State Priority 5 Pupil Engagement  e5. Graduation Rate: Overall  Grade: 12  Source: Blue Ridge Academy	157 out of 164 students graduated: 95.7% 206 out of 242 students graduated: 85.1% (this includes 10th-12th graders) per Data Quest * baseline modified from previous LCAP	181 out of 194 students graduated: 93.2% 2.5% decrease	84.6% (259/306)	Data Not Yet Available	Goal 93%
e5. Graduation Rate: Hispanic  Grade: 12  Source: Blue Ridge Academy	97.9%: 49 students	94.3%: 53 students 3.6% decrease	83% (83/100)	Data Not Yet Available	Goal 98.4%
e5. Graduation Rate: African American  Grade: 12  Source: Blue Ridge Academy	100%: 11 students	72.2%: 18 students 27.8% decrease	10 students Data not displayed	Data Not Yet Available	Goal 94.8%

e5. Graduation Rate: English Learners  Grade: 12  Source: Blue Ridge Academy	0%: 0 students	75%: 4 students 75% increase	6 students Data not displayed	Data Not Yet Available	Maintain or increase 2020-21
e5. Graduation Rate: Foster Youth  Grade: 12  Source: Blue Ridge Academy	50%: 2 students	80%: 5 students 30% increase	1 student Data not displayed	Data Not Yet Available	Maintain or increase 2020-21
e5. Graduation Rate: Foster Youth - Homeless?  Grade: 12  Source: Blue Ridge Academy	50%: 2 students	80%: 5 students 30% increase	1 student Data not displayed	Data Not Yet Available	Maintain or increase 2020-21
e5. Graduation Rate: Low Income  Grade: 12  Source: Blue Ridge Academy	93.2%: 59 students	86.8%: 91 students 6.4% decrease	85% (155/182)	Data Not Yet Available	Maintain 2020-21 rate 98.9%
e5. Graduation Rate: Students with Disabilities  Grade: 12  Source: Blue Ridge Academy	76.6%: 30 students	50% 27 students 26.6% decrease	76.4% (42/55)	Data Not Yet Available	Goal: 80%

e1. School attendance rates  Source: CALPADS	98.9%	99.6% 0.7% increase	99.7% 0.1% increase from 2021-22	Data Not Yet Available	Maintain 2020-21 rate 98.9%
e2. Chronic absenteeism rates  Source: Data Quest	0.6%	0.4%	0.3%	Data Not Yet Available	Goal: .4%
e3. Middle school dropout rates  Source: Blue Ridge Academy	0%	Not available in CALPADS	Not available in CALPADS	Not available in CALPADS	Maintain 2020-21 rate 0%
e4. High school dropout rates  Source: CALPADS	10.33%	24.27% 75 students	11.56% 34 students	Data Not Yet Available	Goal: 7%
State Priority 4 Pupil Achievement  d8. College and Career Readiness: Overall  Grade: 12  Source: Blue Ridge Academy	19.4% Prepared * baseline modified from previous LCAP	28.9% Prepared 9.5% increase	36.3% 7.4% increase from 2021-22	Data Not Yet Available	20% Prepared
d8. College and Career Readiness: Hispanic  Grade: 12  Source: Blue Ridge Academy	18.3%: 60	23%: 65 4.7% increase	28% 30 students 5% increase from 2021-22	Data Not Yet Available	97% Prepared

d8. College and Career Readiness: African American  Grade: 12  Source: Blue Ridge Academy	8.3%: 12	10%: 20 1.7% increase	Data not displayed	Data Not Yet Available	Increase by 2%
d8. College and Career Readiness: English Learners  Grade: 12  Source: Blue Ridge Academy	0%: 0	50%: 4 50% increase	Data not displayed	Data Not Yet Available	Increase by 2%
d8. College and Career Readiness: Foster Youth/Homeless  Grade: 12  Source: Blue Ridge Academy	0%: 4	20%: 5	Data not displayed for privacy	Data Not Yet Available	Increase by 2%
d8. College and Career Readiness: Low Income  Grade: 12  Source: Blue Ridge Academy	6.6%: 60	27.1%: 103	49.5% 53 students	Data Not Yet Available	90% Prepared

d8. College and Career Readiness: Students with Disabilities  Grade: 12  Source: Blue Ridge Academy	3.3%: 30	7.4%: 27 School Internal Transition Team data: -3 students were competitively employed -1 student enrolled in an adult work program -13 students enrolled in a community college/vocational school -9 student no response -1 student indicated "other"	6.5% 7 students	Data Not Yet Available	Increase by 2%
---	----------	--	--------------------	------------------------	----------------

<p>State Priority 7 Pupil Achievement g1. Course Access: Students have access and are enrolled in a broad course of study</p> <p>Source: SIS School Pathway and review of Master Agreements: Course access for SWD and unduplicated students</p>	<p>Students have access and are enrolled in a broad course of study (Social Science, Science, Health, PE, VAPA, World Language) 100% of students have access to a broad course of study 100% of SWD and unduplicated students to have access to a broad course of study * baseline modified from previous LCAP</p>	<p>Students have access and are enrolled in a broad course of study (Social Science, Science, Health, PE, VAPA, World Language) 100% of students have access to a broad course of study 100% of SWD and unduplicated students to have access to a broad course of study</p>	<p>Students have access and are enrolled in a broad course of study (Social Science, Science, Health, PE, VAPA, World Language) 100% of students have access to a broad course of study 100% of SWD and unduplicated students to have access to a broad course of study</p>	<p>Students have access and are enrolled in a broad course of study (Social Science, Science, Health, PE, VAPA, World Language) 100% of students have access to a broad course of study 100% of SWD and unduplicated students to have access to a broad course of study</p>	<p>Students have access and are enrolled in a broad course of study (Social Science, Science, Health, PE, VAPA, World Language) Maintain a rate of 100% of students having access to a broad course of study Maintain a rate of 100% of SWD and unduplicated students having access to a broad course of study</p>
<p>g2. Programs and services developed and provided to unduplicated pupils</p> <p>Source: SIS School Pathway and review of Master Agreements:</p>	<p>100% of unduplicated pupils; English learner, low income, and foster youth student populations have access to all broad course of study, programs, and services</p>	<p>100% of unduplicated pupils; English learner, low income, and foster youth student populations have access to all broad course of study, programs, and services</p>	<p>100% of unduplicated pupils; English learner, low income, and foster youth student populations have access to all broad course of study, programs, and services</p>	<p>100% of unduplicated pupils; English learner, low income, and foster youth student populations have access to all broad course of study, programs, and services</p>	<p>Maintain a rate of 100% of unduplicated pupils; English learner, low income, and foster youth student populations having access to all broad course of study, programs, and services</p>

g3. Programs and services developed and provided to individuals with exceptional needs  Source: SIS School Pathway and review of Master Agreements:	100% of programs and services developed are provided to individuals with exceptional needs	100% of programs and services developed are provided to individuals with exceptional needs	100% of programs and services developed are provided to individuals with exceptional needs	100% of programs and services developed are provided to individuals with exceptional needs	Maintain rate of 100% of programs and services developed to be provided to individuals with exceptional needs
---	--	--	--	--	---



**Goal Analysis**

An analysis of how this goal was carried out in the previous year.

A description of any substantive differences in planned actions and actual implementation of these actions.

Successful implementation includes the following areas:

- CTE was implemented successfully over the last 3 years: based on feedback from teachers this process has been successfully implemented. Wednesday PDs have been informative. Resources provided to Home School Teachers (HSTs).
- Blue Ridge Academy has increased and improved our professional development for staff for CTE pathways and college career readiness. We have also hired based on feedback over the last 3 years, specifically High school success counselors and content specialists as well as training our GE teachers on various CTE courses. Which in turn provides support for the students and their learning coach.
- We have successfully implemented professional development training for our EL students and teachers have been extremely effective because we continue to train our teachers in identifying the needs of our EL students by utilizing resources to assist students on their rosters. We have had an increase in student enrollment. Students have gone on to receive additional counseling as well as group social-emotional learning through programs offered through Blue Ridge Academy' Student Services.
- Continuing to train special education high school teachers in the life skills programs for students completing the certificate of completion track instead of a regular diploma and also by increasing those life skill course options and support for teachers and students.
- A substantive difference in planned and actual implementation was our focus to ensure that all planned actions involved a requirement on teacher training times that are allocated monthly with the addition of 'required training dates'.
- Teacher training for Career Technical Education (CTE) Pathways are available through both staff development and through the High School Success Coordinators on a regular basis.
- Families and teachers are provided with concurrent enrollment procedures and are encouraged to connect with the high school counselor to review student courses, progress, and scheduling for taking college courses to ensure the student is set up for success. Due to the ever-growing need for high school support from staff and families. Blue Ridge Academy has increased high school training to staff over the past few years and implemented opportunities for students to enroll concurrently with the community college for exposure to the academic challenges of college while remaining in their supportive high school environment as full-time students. Over the last three years, CTE opportunities have also been provided to high school students and together both concurrent enrollment and CTE Pathway opportunities are available to students in grades 7-8 as well as 9-12 creating a supportive bridge from middle to high school.

High School Counselors provide Individualized Graduation Plans (IGP) training and have worked to streamline the IGP templates to simplify the A-G goals for both parents and HSTs. This allows our educational partners to better understand the high school graduation requirements and preparation for UC/CSU entrance requirements. Communication with families has been key, and our Counselors have remained consistent in providing college and career resources in their newsletters, office hours, and staff training and family presentations. Counselors

also attend community events to connect directly with high school students and provide support in helping them to meet graduation requirements. Counselors have successfully hosted Career Week every year and invite community members to present their career roles with students. Blue Ridge has had a successful turnout every year, and students are given the space to ask questions and further their research in seeking career opportunities outside of their learning environment. Counselors also provide support to HSTs by attending their learning period meetings to review student courses as well as attend IEP meetings and provide 1:1 support to teachers when reviewing student individualized graduation plans (IGPs). Counselors also hold Calendly appointments with students on an as needed basis. Increased and improved substantive differences also included the following: Graduation and Promotion ceremonies have been held in person at local universities. Participation has increased from the year 2021-22 and graduates have been encouraged to attend. High School Counselors and teachers have engaged in consistent follow-up to ensure students are eligible to walk in the ceremonies and pass their courses to complete their courses in time to earn their diploma by the end of the school year. Families have been notified via email, newsletters, and virtual student rehearsals.

#### An explanation of material differences between Budgeted Expenditures and Estimated Actual Expenditures and/or Planned Percentages of Improved Services and Estimated Actual Percentages of Improved Services.

Blue Ridge Academy has continued to make progress towards the outlined goals. Our actions continue to be implemented as intended with additional expenditures in support of increased improvement through targeted strategies.

Action item 3.1 “CTE Pathways & College & Career Readiness Professional Development” implementation estimated budget of \$109,274.08. Actual expenditures \$916,752.

Action item 3.2 “Using CAASPP & STAR360 Data to Guide Academic Support” implementation estimated budget of \$1,208,000. Actual expenditures \$357,236.

Action item 3.3 “Professional Development - English Learner & Social Emotional Learning” implementation estimated budget of \$69,208.24. Actual expenditures \$22,379.

Action item 3.4 “Students with Disabilities: Certificate of Completion” implementation estimated budget of \$395,150.01. Actual expenditures \$680,111.

#### An explanation of how effective or ineffective the specific actions were in making progress toward the goal during the three-year LCAP cycle.

- Effective: Blue Ridge Academy’s professional development, the hiring of additional Testing Coordinators to support student achievement and focus on testing data, in addition the hiring of progress coordinators and additional counselors. Under special education, high school Case Managers, Program Specialists, and Assisted Directors continue to receive training for life skills classes for SWD and these have proven to be effective for students' success across our student population. With all of these actions in place BRA has continuously increased our graduation rate holistically across student populations as well as specifically increasing success in target students sub-groups.
- Change required to make progress towards this goal in the upcoming year: Progress Support Coordinators have a large scope as far as monitoring TK-12 online programming and there is the possibility for high school students in particular to fall through the cracks with limited monitoring which negatively impacts high school student success. Based on educational partner feedback, there is a disconnect within the transition from middle to high school which has impacted student success as well as enrollment for high school. Learning Coaches as well as HSTs need more support in order to ensure student success within these grades. Understanding of high school requirements for students also needs to be addressed as there are many different learning paths within Blue Ridge.

A description of any changes made to the planned goal, metrics, desired outcomes, or actions for the coming year that resulted from reflections on prior practice.

- Parents who completed the 2023-2024 Climate Survey provided two particular suggestions to improve the College and Career Readiness of current high school students. First, they indicated a need to hire additional counselors to assist students in developing their post-high school plans. Second, the parents indicated a need to hire additional qualified teachers with experience working directly and specifically with high school students, to help with their transition into adulthood.
- Climate Survey reflections results indicated a need for more support and specific actions targeted to address the transition from 8th grade to high school. One suggestion would be having high school counselors hold specific events to meet with current 8th-grade students to prepare them directly for high school expectations. In addition, these events would educate them about potential high school pathways and opportunities that would be available.
- In further analysis, we have identified that some teachers, with high school students on their caseload, often receive questions related to students' current course load and its compatibility with AG UC/CSU requirements. They are not always able to answer these questions directly and therefore refer students and their families to the appropriate resources. As such, there is a need for yearly professional development (PD) training to review AG requirements for high school students, as well as a quick guide for teachers to be able to address these questions.
- Educational Partner feedback also stated a feeling of disconnect between middle and high school as far as the general education transition is concerned. There is an indication that some grade eight students leave BR due to a lack of understanding of how programming changes in high school. There are middle school transition events held by Family Liaisons but there are still gaps to be filled through possible professional development for HSTs to prepare parents.
- With regards to the Progress Monitoring Coordinators (PMC), feedback provided indicated that there has been a learning curve as this was year 1 of this new position. Staff need to be further trained to better assist the high school team. The PMC role has a large task with nearly 7000 students enrolled and there is room for growth in terms of focusing on specifically high school students and their needs.

**A report of the Total Estimated Actual Expenditures for last year's actions may be found in the Annual Update Table. A report of the Estimated Actual Percentages of Improved Services for last year's actions may be found in the Contributing Actions Annual Update Table.**

Goals and Actions

Goal

Goal # 4	Description
Goal 4	Foster improved connection with all educational partners to include and incorporate increased partner feedback

## Measuring and Reporting Results

Metric	Baseline	Year 1 Outcome	Year 2 Outcome	Year 3 Outcome	Desired Outcome for 2023–24
State Priority 6 School Climate f.1 Pupil suspension rates	0%	0%	0%	0%	Maintain 0% pupil suspension rate
f.2 Pupil expulsion rates	0%	0%	0%	0%	Maintain 0% pupil suspension rate
f3. Educational Partners Engagement: Overall Source: Blue Ridge Academy Climate Survey	489 responses (parents, students, staff) * baseline modified from previous LCAP	839 responses 42% increase response rate	1,751 responses 108% increase response rate	10% more than last year - 1,926  Current total (as of 4/12/24): 1,727 total responses	Goal 10% response increase
f3. Educational Partners Engagement: Parents Source: Blue Ridge Academy Climate Survey	217 responses	459 responses 53% increase response rate	903 responses 96% increase response rate	10% more than last year - 993  Current total (as of 4/12/24): 962	Goal 10% response increase
f3. Educational Partners Engagement: Students Source: Blue Ridge Academy Climate Survey	71 responses	229 responses 69% increase response rate	417 responses 82% increase response rate	10% more than last year - 474  Current total (as of 4/12/24): 280	Goal 10% response increase

f3.Educational Partners Engagement: Staff Source: Blue Ridge Academy Climate Survey	137 responses	151 responses 9% increase response rate	431 responses 185% increase response rate	10% more than last year - 417  Current total (as of 4/12/24): 489  Staff (2023-2024): 342 credentialed, 102 classified; 444 total	Goal 10% response increase
State Priority 3 Parent Involvement and Family Engagement C.1 Efforts the LEA makes to seek parent input in making decisions for the LEA and each individual school site	Survey participation and LCAP information meeting participation and distribution	Survey participation and LCAP information meeting participation and distribution  839 responses 42% increase response rate	Survey participation and LCAP information meeting participation and distribution  1,751 responses 108% increase response rate	Current total (as of 4/12/24):  1,727 total responses	Maintain survey participation and LCAP information meeting participation and distribution for continued feedback and input

C.2 How the LEA will promote parental participation in programs for unduplicated pupils	Survey participation and LCAP information meeting participation and distribution	Survey participation and LCAP information meeting participation and distribution	Survey participation and LCAP information meeting participation and distribution	<ul style="list-style-type: none"> <li>• Survey participation and LCAP information meeting participation and distribution.</li> <li>• New student advisory group created.</li> <li>• New parent advisory group created.</li> <li>• Frequent newsletters sent out to educational partners regarding LCAP feedback/input</li> </ul>	Maintain survey participation and LCAP information meeting participation and distribution for continued feedback and input
C.3 How the LEA will promote parental participation in programs for individuals with exceptional needs	Survey participation and schoolwide curriculum teacher support and distribution	Survey participation and schoolwide curriculum teacher support and distribution	Survey participation and schoolwide curriculum teacher support and distribution	<ul style="list-style-type: none"> <li>• Survey participation and schoolwide curriculum teacher support and distribution</li> <li>• New Special Education parent workshops created.</li> <li>• Monthly newsletter sent out for parent attendance</li> </ul>	Maintain survey participation and schoolwide curriculum teacher support and distribution for feedback and input



**Goal Analysis**

An analysis of how this goal was carried out in the previous year.

A description of any substantive differences in planned actions and actual implementation of these actions.

Increased engagement for educational partners (parents, staff, and students) has been achieved through the following means over the previous three years:

- A variety of parent-focused trainings and activities, including the E3 Summit, Special Education Parent Workshops, New Parent Orientation, Information Sessions, and Curriculum Information Sessions.
- An assortment of virtual events, including coffee chat, curriculum support, and SPED Department Open House
- Events hosted to cater to prospective students and their families
- Hosting several community connections throughout the year
- Focusing on English Learners by hosting frequent DELAC meetings, providing free subscription access and dedicated resources; EL coordinator to provide direct synchronous instruction to all designated EL students.
- A dedicated coordinator hired to continue addressing unduplicated students, including those identified as homeless and Foster Youth
- Follow up and discussions regarding 100% completion of the current iteration of the Climate Survey

Blue Ridge continues to provide multiple opportunities for educational partners to engage in on-going professional development offered throughout the year. Live and recorded parent information sessions are offered throughout the school year to continuously engage and enrich their homeschool experiences. These sessions are open to families of all grade levels, and parents have the option to join in real-time, or families can view recorded sessions. Staff department training also continues to be held to keep credentialed and classified staff apprised of progress monitoring, test administration, compliance, policies, procedures, and support processes targeted towards student achievement.

An explanation of material differences between Budgeted Expenditures and Estimated Actual Expenditures and/or Planned Percentages of Improved Services and Estimated Actual Percentages of Improved Services.

Blue Ridge Academy has continued to make progress towards the outlined goals. Our actions continue to be implemented as intended with additional expenditures in support of increased improvement through targeted strategies.  
Action item 4.1 “Family Engagement” implementation estimated budget of \$31,850. Actual expenditures \$133,780.  
Action item 4.2 “Translation Support” implementation estimated budget of \$9,000. Actual expenditures \$9,409.  
Action item 4.3 “Educational Partner Training” implementation estimated budget of \$440,500. Actual expenditures \$497,014.

An explanation of how effective or ineffective the specific actions were in making progress toward the goal during the three-year LCAP cycle.  
Effective actions over the past three years includes the following:



- A variety of parent-focused trainings and activities, including the E3 Summit, Special Education Parent Workshops, New Parent Orientation, School Information Sessions, and Curriculum Information Sessions.
- An assortment of virtual events, including coffee chat, curriculum support, and SPED Department Open House
- Events hosted to cater to prospective students and their families
- Hosting several community connections and field trip events throughout the school year
- Focusing on English Learner support and progress, including hosting quarterly DELAC meetings, providing free subscription access and dedicated resources; EL coordinator to provide direct synchronous instruction to all designated EL students.
- A dedicated coordinator hired to continue addressing unduplicated student needs, including those identified as homeless and Foster Youth

An area of continued need requiring an increase for more effective action steps includes the following:

- Although there has been marked increase in the number of survey responses for all associated educational partners (parents, students, staff), we are still not at 100% participation for student and parent input and feedback participation. We have, however, increased the participation rate for both staff up to 100% over the last year and parents by 10% compared to last year. More action items need to be developed to continue moving towards the increased percentage of full participation and input. As a result of the changes implemented above, we have noticed an increase in overall satisfaction and engagement, per the Climate Survey. To date, 309 students, 1004 parents, and 431 staff members have responded since the survey was first released in January 2023. We continue to work towards a 100% completion rate by all educational partners.

A description of any changes made to the planned goal, metrics, desired outcomes, or actions for the coming year that resulted from reflections on prior practice.

- We have increased the number of survey responses through deliberate, timely announcements throughout the year, in the form of emails and action items discussed during all-staff meetings. The addition of the LCAP Student and Parent Advisory groups has been successful this year, with a focus of increasing attendance.

**A report of the Total Estimated Actual Expenditures for last year's actions may be found in the Annual Update Table. A report of the Estimated Actual Percentages of Improved Services for last year's actions may be found in the Contributing Actions Annual Update Table.**

# Instructions

For additional questions or technical assistance related to the completion of the Local Control and Accountability Plan (LCAP) template, please contact the local county office of education (COE), or the California Department of Education’s (CDE’s) Local Agency Systems Support Office, by phone at 916-319-0809 or by email at [LCFF@cde.ca.gov](mailto:LCFF@cde.ca.gov).

Complete the prompts as instructed for each goal included in the 2023–24 LCAP. Duplicate the tables as needed. The 2023–24 LCAP Annual Update must be included with the 2024–25 LCAP.

## Goals and Actions

### Goal(s)

#### Description:

Copy and paste verbatim from the 2023–24 LCAP.

### Measuring and Reporting Results

- Copy and paste verbatim from the 2023–24 LCAP.

#### Metric:

- Copy and paste verbatim from the 2023–24 LCAP.

#### Baseline:

- Copy and paste verbatim from the 2023–24 LCAP.

#### Year 1 Outcome:

- Copy and paste verbatim from the 2023–24 LCAP.

#### Year 2 Outcome:

- Copy and paste verbatim from the 2023–24 LCAP.

#### Year 3 Outcome:

- When completing the 2023–24 LCAP Annual Update, enter the most recent data available. Indicate the school year to which the data applies.

#### Desired Outcome for 2023–24:

- Copy and paste verbatim from the 2023–24 LCAP.

Timeline for completing the “**Measuring and Reporting Results**” part of the Goal.

Metric	Baseline	Year 1 Outcome	Year 2 Outcome	Year 3 Outcome	Desired Outcome for Year 3 (2023–24)
Copy and paste verbatim from the 2023–24 LCAP.	Copy and paste verbatim from the 2023–24 LCAP.	Copy and paste verbatim from the 2023–24 LCAP.	Copy and paste verbatim from the 2023–24 LCAP.	Enter information in this box when completing the 2023–24 LCAP Annual Update.	Copy and paste verbatim from the 2023–24 LCAP.

**Goal Analysis**

Using actual annual measurable outcome data, including data from the Dashboard, analyze whether the planned actions were effective in achieving the goal. Respond to the prompts as instructed.

A description of any substantive differences in planned actions and actual implementation of these actions.

- Describe the overall implementation of the actions to achieve the articulated goal. Include a discussion of relevant challenges and successes experienced with the implementation process. This must include any instance where the LEA did not implement a planned action or implemented a planned action in a manner that differs substantively from how it was described in the adopted LCAP.

An explanation of material differences between Budgeted Expenditures and Estimated Actual Expenditures and/or Planned Percentages of Improved Services and Estimated Actual Percentages of Improved Services.

- Explain material differences between Budgeted Expenditures and Estimated Actual Expenditures and between the Planned Percentages of Improved Services and Estimated Actual Percentages of Improved Services, as applicable. Minor variances in expenditures or percentages do not need to be addressed, and a dollar-for-dollar accounting is not required.

An explanation of how effective or ineffective the specific actions were in making progress toward the goal during the three-year LCAP cycle.

- Describe the effectiveness or ineffectiveness of the specific actions in making progress toward the goal during the three-year LCAP cycle. “Effectiveness” means the degree to which the actions were successful in producing the desired result and “ineffectiveness” means that the actions did not produce any significant or desired result.
  - In some cases, not all actions in a goal will be intended to improve performance on all of the metrics associated with the goal.
  - When responding to this prompt, LEAs may assess the effectiveness of a single action or group of actions within the goal in the context of performance on a single metric or group of specific metrics within the goal that are applicable to the action(s). Grouping actions with metrics will allow for more robust analysis of whether the strategy the LEA is using to impact a specified set of metrics

is working and increase transparency for educational partners. LEAs are encouraged to use such an approach when goals include multiple actions and metrics that are not closely associated.

- o Beginning with the development of the 2024–25 LCAP, the LEA must change actions that have not proven effective over a three-year period.

A description of any changes made to the planned goal, metrics, desired outcomes, or actions for the coming year that resulted from reflections on prior practice.

- Describe any changes made to this goal, expected outcomes, metrics, or actions to achieve this goal as a result of this analysis and analysis of the data provided in the Dashboard or other local data, as applicable.
  - o As noted above, beginning with the development of the 2024–25 LCAP, the LEA must change actions that have not proven effective over a three-year period. For actions that have been identified as ineffective, the LEA must identify the ineffective action and must include a description of the following:
    - The reasons for the ineffectiveness, and
    - How changes to the action will result in a new or strengthened approach.

California Department of Education  
November 2023

# Local Control and Accountability Plan

The instructions for completing the Local Control and Accountability Plan (LCAP) follow the template.

Local Educational Agency (LEA) Name	Contact Name and Title	Email and Phone
Blue Ridge Academy	Dr. Loretta Burns Vice Principal/ Director of Special Education & Student Services	<a href="mailto:loretta.burns@theblueridgeacademy.com">loretta.burns@theblueridgeacademy.com</a> 626-250-9611

## Plan Summary [2024-25]

### General Information

A description of the LEA, its schools, and its students in grades transitional kindergarten–12, as applicable to the LEA.

Blue Ridge Academy is a non-classroom-based charter school serving transitional kindergarten through 12+ grade students in Los Angeles, Ventura, and Kern Counties authorized through Maricopa Unified School District since 2016. Blue Ridge Academy is an independent study program with a variety of learning models. The school offers online/remote and in-person instructional and social emotional services. Each staff member holds appropriate credentialing and certification for their job employment. Our school has approximately 6900 students, 351 certified teachers and 102 classified employees. Our mission is to offer a safe, collaborative, and inclusive learning experience by partnering with families and the community.

Blue Ridge Academy's mission is to offer a safe, collaborative, and individualized learning experience in partnership with families and the community. Student learning outcomes include developing the whole child to support career and college readiness. Targeted areas of learning promote students who are navigators of the digital world, self-directed, personalized learners, independent critical thinkers, responsible citizens, and effective communicators.

Blue Ridge Academy’s staff have worked diligently to develop and adopt various programs and services to effectively and efficiently support our students. Over the past four years, our dedication has been focused on diligently pursuing a specific school-wide objective aimed at maintaining continuity and uniformity to promote the success of every student, utilizing best practices. We have consistently applied and supervised instructional methods to enhance student achievement by employing a team effort with all educational partners and regularly examining student performance data to pinpoint areas for improvement.

#### Grade Level Breakdown:

School Enrollment 2023-24	
Grade Level	Totals
TK	264

K	584
1	646
2	683
3	715
4	679
5	670
6	603
7	613
8	456
9	316
10	262
11	248
12	192
Total	6931

**Diverse Student Population:**

School Demographics 2023-24		
<u>Student Groups</u>		
English Learners	78	1.10%
Foster Youth	5	0.10%
Homeless	46	0.70%
Socioeconomically Disadvantaged	2914	42.40%
Students with Disabilities	689	10.00%
<u>Race/Ethnicity</u>		
African American	352	5.10%
American Indian	12	0.20%

Asian	356	5.20%
Filipino	96	1.40%
Hispanic	2616	38.00%
Two or More Races	599	8.70%
Pacific Islander	23	0.30%
White	2824	41.10%

Blue Ridge Academy's mission is to offer a safe, collaborative, and individualized learning experience in partnership with families and the community. Student learning outcomes include developing the whole child to support career and college readiness. Targeted areas of learning promote students who are navigators of the digital world, self-directed, personalized learners, independent critical thinkers, responsible citizens, and effective communicators.

Blue Ridge Academy's staff have worked diligently over the last four years to develop and adopt various programs and services to effectively and efficiently support our students. Over the past two years, our dedication has been focused on diligently pursuing a specific school-wide objective aimed at maintaining continuity and uniformity to promote the success of every student, utilizing best practices. We have consistently applied and supervised instructional methods to enhance student achievement by employing a team effort with all educational partners and regularly examining student performance data to pinpoint areas for improvement.

## Reflections: Annual Performance

A reflection on annual performance based on a review of the California School Dashboard (Dashboard) and local data.

Based on our review of the California School Dashboard and local data, we have identified the following:

For state standardized scores, students who met or exceeded the state standards were 48.4% in ELA and 30.82% in Mathematics. Students scoring below standards in ELA were 51.51% and in Mathematics were 69.18% below. English language learner student scores are as follows; met or exceeded standards 53.06% and below standards, 46.94%.

For the 2022-23 school year, Blue Ridge had a 0.3% chronic absenteeism rate and currently maintains a 0.1% rate this school year. The data indicates that Blue Ridge has increased good attendance rates since the 2021-22 school year. The graduation rate for the 2022-23 school year was 84.6% which is a 14% increase from the previous year. The suspension rate has consistently remained at 0% for the 2022-23 school year. Upon analyzing specific student population progress, we identified that the English Learner progress has declined 5.1% to 49% progress in 2022-23. In the area of English Language Arts the school declined overall 7.3 points which was 36.8 below the standard. Further breakdown by student subgroups shows 'English Learners' at 86.8 points below standard and 'Students with Disabilities' at 119.9 points below standard. Subgroups scoring in the orange range within the Dashboard were 'White' with 35.1 points below standard, 'Hispanic' at 47.4 points below standard and 'Socioeconomically Disadvantaged' at 50.7 points below the standard. Groups with Two or More Races were 0.5 points below standard which was increased by 5.9 points. In Mathematics, the school maintained - 2.2 points, which shows 78.2 points below the standard. Further breakdown by student subgroups shows 'English Learners' at 111.2 points below the standard and 'Students with

Disabilities' at 97.7 points below standard. Subgroups scoring in the orange were 'Hispanic students' at 94.9 points below standard, 'White' at 73.3 points below standard and 'Students with Disabilities' at 157.5 below standard which was increased by 8.3 points. Groups with Two or More Races were at 39.4 points below the standard which was increased by 9.9 points. In College and Career readiness, Blue Ridge students were prepared at 36.3 %.

For local indicators, Blue Ridge continues to meet all standards for Teachers, Instructional Material and Facilities, Implementation of Academic standards, Parent and Family engagement, Local Climate survey, and Access to a Broad Course of Study.

Blue Ridge Academy implements in-house Star 360 standardized testing for all students TK-12th grade. Overall performance has shown growth in Mathematics from Spring 2021-22 of 72% to Fall 2022-23 of 74% for students who are at or above benchmark standards. In Spring 2022-23 the Mathematics performance showed 73% of all students were at or above benchmarks. EL students are at a lower performance rate however growth was shown in Math from Fall 2022-23 of 42 % at or above benchmark performance to Spring 2022-23 of EL students of 45% at or above benchmark performance. The Reading Star 360 performance test has shown a decline from Spring 2021-22 of 74% to Fall 2022-23 of 71% for students who are at or above benchmark standards. However, in Spring 2022-23 the Reading performance increased to 74% for all students who are at or above benchmarks. EL students in Reading are at a lower performance rate, however, there was an increase in students who reached at or above benchmark standards. In Fall 2023 EL students performed at 29% at or above benchmark standards and in the Spring 34% of EL students were at or above benchmark standards showing an increase of 5%. The Early Literacy assessment is completed by TK and Kindergarten students. For all students taking the Early Literacy assessments there was a 1% improvement. In Fall of 2022-23 80% of all students performed at or above benchmarks and In the Spring 2022-23 81% of all students performed at or above benchmark performance. EL students taking the Early Literacy assessments showed a 13% increase. In Fall of 2022-23, EL students scored 58% at or above benchmark performance. In Spring 2022-23, 71% of EL students performed at or above benchmark.

Continuously using student testing data informs the school of areas of need and growth, in addition to continued progress monitoring and ensuring the increase of student participation in state testing and district benchmark participation. Blue Ridge Academy has increased its certificated staff to work specifically with Foster and Homeless youth, which in turn supports the student's academic and social emotional needs. More information and awareness has been provided for staff and parents to receive additional resources for Foster youth/ Homeless youth supports. The school aims to continue identifying students in these areas and maintain provision for their individual needs. The Student Services department has increased the number of writing classes provided to English Learner students on a weekly basis. EL parents are informed of weekly progress and provide resources for at-risk students. Blue Ridge Academy continues to work with all educational partners to encourage feedback regarding our school policies, programs, and curriculum support provided to all students. Parent input is encouraged through surveys and monthly parent education. We are excited to report the increase of student participation in Statewide Assessments are as follows; 2022-23 ELA: 90% participation, Participated: 3,391, Opt-Outs: 366. Math: 90% participation, Participated: 3,392, Opt-Outs: 367. 2023-24 data not yet available, and will be reported once released in June.

The following areas have been identified within our Dashboard data as areas with low performance ranges, which per state requirements, will remain unchanged over the next 3 years in our as LCAP goal areas to address student achievement:



Student Group	English Learner Progress	Chronic Absenteeism	Suspension Rate	Graduation Rate	English Language Arts	Mathematics	College/Career (Status Only)
All Students	N/A	Blue	Blue	Green	Orange	Orange	Medium
English Learners	Orange	Green	Blue	--	Red	Red	--
Foster Youth	N/A	--	--	--	--	--	--
Homeless	N/A	Blue	Blue	--	--	--	--
Socioeconomically Disadvantaged	N/A	Blue	Blue	Green	Orange	Red	Low
Students with Disabilities	N/A	Blue	Blue	Yellow	Red	Orange	Low
African American	N/A	--	--	--	--	--	--
Asian	N/A	--	--	--	--	--	--
Filipino	N/A	--	--	--	--	--	--
Hispanic	N/A	Blue	Blue	Green	Orange	Orange	Low
Native Hawaiian or Pacific Islander	N/A	--	--	N/A	--	--	N/A
White	N/A	Blue	Blue	Green	Orange	Orange	Medium
Two or More Races	N/A	Blue	Blue	--	Green	Yellow	--

Blue Ridge partners with Multiple Measures to gather data and closely monitor progress in both the SBAC and the Summative ELPAC assessments as well as the Star 360 benchmark assessments. In 2023, English Learners performed at the Very Low (Red) level for both subjects in SBAC English Language Arts and Mathematics assessments. The ELPAC Coordinator utilizes the data to closely monitor progress and collaborates with the EL Coordinator to review attendance and participation in the live English sessions. Blue Ridge also follows the state compliance requirements for monitoring the progress of reclassified students over the course of four years. If at any point the student is scoring below grade level, intervention measures will be put in place toward maintaining English language proficiency and academic growth.

Socioeconomically Disadvantaged students scored in the Low (Orange) level for the 2023 SBAC English Language Arts and in the Very Low (Red) level for Mathematics assessments. Students from low-income families may face additional challenges that can impact their academic performance. As an independent study charter school, students do not have access to a school lunch program. However, Blue Ridge utilizes an alternative household data collection form used for various budgeting purposes that contribute toward supporting students in need. Blue Ridge also provides socioeconomically disadvantaged students access to academic resources outside of school to ensure they have what they need to succeed.

Students with Disabilities scored in the Very Low (Red) level for the 2023 SBAC English Language Arts and in the Low (Orange) level for Mathematics assessments. Students who have been identified with disabilities may experience challenges in which their disability can impact their learning. Throughout the school year, the Special Education and Student Services department collaborates with the General Education staff to closely monitor academic levels within the student's individualized education program (IEP) goals. Students receive Specialized Academic Instruction (SAI), online and in-person instructional support services, in addition to their related services per their IEPs or tier 2 interventions. Students also receive close monitoring test taking skills support to encourage confidence throughout the school year. This includes 1:1 accommodations needed for statewide assessments such as the SBAC and California Alternative Assessments (CAA) for students with moderate to severe disabilities. The testing team pulls the accommodations and modifications from the School Information System (SIS) and maintains collaborative efforts to ensure the student has what they need to complete statewide assessments. Star 360 benchmark assessment data is reviewed by the HST and the Case Manager during the IEP meetings and throughout the school year. Both the HST and the

Case Manager review and monitor progress in the areas of math and reading skills. Other data collected includes progress on the student's IEP goals, accommodations usage, and participation in special education services, such as the Specialized Academic Instruction (SAI) classes.

Per our Self-Reflection Assessment Tool, progress reviews continue to be made with the identification, implementation, and monitoring of school wide goals within the local indicators as indicated below: Under Academic Performance, Blue Ridge Academy's rating scale is as follows:

**Professional Development**

Progress in providing professional learning for teaching to the recently adopted academic standards and/or curriculum frameworks identified below.

- 4 Full Implementation: English Language Arts – Common Core State Standards for English Language Arts
- 4 Full Implementation: English Language Development (Aligned to English Language Arts Standards)
- 4 Full Implementation: Mathematics – Common Core State Standards for Mathematics
- 4 Full Implementation: Next Generation Science Standards
- 4 Full Implementation: History - Social Science

**Instructional Materials**

Progress in making instructional materials that are aligned to the recently adopted academic standards and/or curriculum frameworks identified below available in all classrooms where the subject is taught.

- 4 Full Implementation: English Language Arts – Common Core State Standards for English Language Arts
- 4 Full Implementation: English Language Development (Aligned to English Language Arts Standards)
- 4 Full Implementation: Mathematics – Common Core State Standards for Mathematics
- 4 Full Implementation: Next Generation Science Standards
- 4 Full Implementation:History - Social Science

**Policy & Program Support**

Progress in implementing policies or programs to support staff in identifying areas where they can improve in delivering instruction aligned to the recently adopted academic standards and/or curriculum frameworks identified below (e.g., collaborative time, focused classroom walkthroughs, teacher pairing).

- 4 Full Implementation: English Language Arts – Common Core State Standards for English Language Arts
- 4 Full Implementation: English Language Development (Aligned to English Language Arts Standards)
- 4 Full Implementation: Mathematics – Common Core State Standards for Mathematics
- 4 Full Implementation: Next Generation Science Standards
- 4 Full Implementation: History - Social Science

**Implementation of Standards**

Progress implementing each of the following academic standards adopted by the State Board of Education for all students.

- 5 Full Implementation And Sustainability: Career Technical Education
- 4 Full Implementation: Health Education Content Standards
- 4 Full Implementation: Physical Education Model Content Standards
- 4 Full Implementation: Visual and Performing Arts
- 4 Full Implementation: World Language

**Engagement of School Leadership**

Success at engaging in the following activities with teachers and school administrators during the prior school year (including the summer preceding the prior school year).

- 4 Full Implementation: Identifying the professional learning needs of groups of teachers or staff as a whole
- 4 Full Implementation: Identifying the professional learning needs of individual teachers
- 4 Full Implementation: Providing support for teachers on the standards they have not yet mastered

**Reflections: Technical Assistance**

As applicable, a summary of the work underway as part of technical assistance.

Not Applicable

# Comprehensive Support and Improvement

An LEA with a school or schools eligible for comprehensive support and improvement must respond to the following prompts.

## *Schools Identified*

A list of the schools in the LEA that are eligible for comprehensive support and improvement.

Not Applicable

## *Support for Identified Schools*

A description of how the LEA has or will support its eligible schools in developing comprehensive support and improvement plans.

Not Applicable

## *Monitoring and Evaluating Effectiveness*

A description of how the LEA will monitor and evaluate the plan to support student and school improvement.

Not Applicable

# Engaging Educational Partners

A summary of the process used to engage educational partners in the development of the LCAP.

School districts and county offices of education must, at a minimum, consult with teachers, principals, administrators, other school personnel, local bargaining units, parents, and students in the development of the LCAP.

Charter schools must, at a minimum, consult with teachers, principals, administrators, other school personnel, parents, and students in the development of the LCAP.

An LEA receiving Equity Multiplier funds must also consult with educational partners at schools generating Equity Multiplier funds in the development of the LCAP, specifically, in the development of the required focus goal for each applicable school.

Educational Partner(s)	Process for Engagement
Staff (Certificated and classified)	<p>All staff members are part of the ongoing discussion and feedback encouraged throughout the school year for input in the development of the LCAP goals and actions. Certificated staff members are also included as part of the LCAP committee members. All Staff members are encouraged to complete the climate survey throughout the school year to provide valuable feedback in the continued process of the LCAP development. Staff members provide other educational partners with LCAP information and resources. Certificated and classified staff are encouraged to participate as members of the LCAP. The Committee members participated in committee meetings on the following dates: 9/11/23, 11/13/23, 12/4/23, 1/8/24, 2/26/24, 3/11/24, 3/13/24, 3/14/24, 4/8/24, and 5/1/24, 5/2/24, 5/3/24, 5/13/24, in addition to the presentation and advisory group dates included. The principal, assistant principal, directors, and assistant directors, all part of the administration team were also involved in discussions pertaining to the development of the LCAP goals and actions.</p> <p>Staff are also encouraged to participate in the District English Learner Advisory Committee (DELAC) and collaborated on the following dates to plan and prepare for the public meeting: 9/18/23, 11/13/23, 1/22/24, and 5/6/24. Certificated DELAC members presented at the following public meeting dates: 9/26/23, 11/28/23, 1/30/24, and 5/14/24.</p>

Parents and/or Learning Coaches	<p>All educational partners are invited to attend the LCAP goal development discussion meetings, advisory groups, and public meetings to learn more about the goals, actions, and previous outcomes for the school. Parents and learning coaches are encouraged to complete the LCAP climate survey to provide valuable feedback in the continued development of the LCAP process and ask questions regarding our goals and action plans. Parents and learning coaches participate as members of the LCAP Advisory and meeting groups held on 1/8/24, 3/14, 24, and 5/14/24.</p> <p>Parents and learning coaches participated as members of the District English Learner Advisory Committee (DELAC) and collaborated on the following dates to plan for the public meeting: 9/18/23, 11/13/23, 1/22/24, and 5/6/24. Classified DELAC members presented at the following public meeting dates: 9/26/23, 11/28/23, 1/30/24, and 5/14/24. The DELAC committee continues to remain an extension of our educational partners in the development and feedback of our school's LCAP.</p> <p>See each action items and it's modification based on ed partner input</p>
Students	<p>All student educational partners are invited to attend the LCAP public meeting to learn more about the goals, actions, and previous outcomes for the school. Students are encouraged to complete the LCAP climate survey and ask questions regarding our goals and action plans at the LCAP goal development meetings tailored specifically for the students and the Student Advisory Group meetings held on 1/8/24, 3/14/24, 5/14/24.</p>
Board Members	<p>All educational partners are invited to attend the LCAP public meeting to learn more about the goals, actions, and previous outcomes for the school. Board Members are encouraged to complete the LCAP climate survey also and ask questions regarding our goals and action plans. The LCAP mid year report was reviewed and discussed with the Board with feedback provided by the Board members in February. The LCAP draft goals and self reflection tools are also discussed and provided to the Board through the school year until the plan is adopted.</p>
Authorizer/District Superintendent	<p>Blue Ridge Academy's authorizer continues to discuss and review all areas of the LCAP to ensure a thorough discussion, feedback, and development continues to take place within the school's goals, and actions towards student achievement and effective education partner engagement.</p>

Insert or delete rows, as necessary.

A description of how the adopted LCAP was influenced by the feedback provided by educational partners.

Blue Ridge Academy will continue to maintain the goal of fostering improved connections with all educational partners to increase partner feedback, cultivate a culture of partnership, and build trust by remaining transparent about decisions and policy making, and addressing strengths and challenges. Having this goal remain in place will allow the school to continue to build partnerships with students, staff, and parents as well as create a more collaborative and effective learning environment and positive school culture for all educational partners.

Partner feedback is crucial in helping Blue Ridge to inform school decision making to improve student outcomes, address student needs, and focus on allocating resources to fit the needs of all students. Blue Ridge will implement enhanced opportunities for all partners to provide feedback and input at various parent information meetings, community events, advisory group meetings, focus groups, and social media and online platforms.

Actively seeking and increasing partner feedback from educational partners allows the school to gain valuable insights into areas for improvement. Having a solid system in place will enable the school to make informed decisions that align with the needs and priorities of every educational partner. Blue Ridge will carry this out by providing surveys, holding meetings with parents and staff, gathering feedback, and sharing schoolwide information via emails, parent bulletins, weekly updates, and in-person learning period and staff meetings. Blue Ridge offers parent information sessions to prospective families as well as back-to-school orientation sessions for students in all grade levels. During the presentations, families are encouraged to ask questions to various department representatives and seek input on school information and student support. These sessions took place on the following dates: 8/15/23, 3/19/24, 3/22/24, and 4/11/24. All staff meetings take place every first Friday of the month throughout the school year. Staff attended all staff meetings on the following dates: 8/3/23, 8/4/23, 9/1/23, 10/6/23, 11/3/23, 12/1/23, 1/5/24, 2/2/24, 3/1/24, 4/12/24, and 5/3/24. In addition, the Special Education and Student Services staff attended an in person professional development meeting on 3/5/24 and 3/6/24. Staff feedback and climate surveys are provided to staff throughout the school year. School administrators take a collaborative approach to reviewing staff feedback and discussing strategies for improvement and strive to value staff input, promote positive relationships, and foster a supportive and inclusive work environment.

Based on feedback and input from our school climate surveys, topic areas to be addressed were the need for in-person activities and more funding. Blue Ridge responded by planning to increase engagement with families through more field trips, community connections, promotion and graduation ceremonies, and state testing. Student funding was increased to \$4000 for 7th -12 grade and to \$3600 for TK-6th per parent request. Free online subscriptions continued to be available to all students with the addition of expanded college and career readiness applications. For student support Blue Ridge expanded free virtual tutoring options for student progress with credentialed teachers. Through our multi-tiered support system, Blue Ridge offers tiered support to engage struggling learners in reading, writing, math, and speech. Blue Ridge hired more credentialed intervention teachers to support weekly classes, pre and post assessments, and feedback to all educational partners. More counselors were hired to support mental health services, homelessness, and foster youth. Mental health services increased individual counseling, group counseling, social skills groups, and executive functioning classes. See below goals and action items for more detailed information.

Creating an environment where all educational partners feel valued and empowered to contribute to the school community aligns with our school's vision and mission for serving families and staff. When students, staff, and parents are viewed as partners in education, they are more likely to actively engage in the learning process and collaborate on initiatives aimed at improving student outcomes. To support all educational partners, this year Blue Ridge implemented two new advisory groups for the LCAP committee. The Parent Advisory Group and the Student Advisory Group meet regularly throughout the year to provide more feedback and input for LCAP plans. The LCAP Committee and Advisory

meetings throughout the school year are a proactive approach to ensuring that the goals outlined in the LCAP are effectively addressed and progress is continuously monitored. The LCAP Committee met on the following dates: 9/11/23, 11/13/23, 12/4/23, 1/8/24, 2/26/24, 3/11/24, 3/13/24, 4/8/24, and 5/13/24. During the meetings, the committee worked together to identify schoolwide action plans aimed at addressing the specific goals outlined in the LCAP. Collaborative efforts among the committee members contributed toward monitoring progress on the implementation of action plans and identifying areas that require further adjustments or additional support. At each meeting, the committee reflected on what Blue Ridge has done to meet the goals outlined in the LCAP and discussed what they are currently working toward to achieve those goals. This reflective process allowed the committee to celebrate achievements, identify challenges, and make informed decisions about next next steps.

Certificated staff, classified staff, parents and learning coaches, and students are encouraged to participate as members of the District English Learner Advisory Committee (DELAC). Committee members collaborated on the following dates to plan and prepare for the public meeting: 9/18/23, 11/13/23, 1/22/24, and 5/6/24. During these planning meetings, members of the DELAC, including parents and learning coaches, discussed agenda items, proposed topics for discussion, and planned activities for the upcoming public meetings. The committee also reviewed data related to English Learner student progress, discussed challenges faced by EL students and families, and brainstormed potential solutions or recommendations to address these issues. Once the DELAC members finalized the agenda, they presented at the following public meeting dates: 9/26/23, 11/28/23, 1/30/24, and 5/14/24. The presentations included updates on EL student achievement, information about district programs and services for EL students, and opportunities for community input and feedback. Parents and learning coaches were encouraged to attend and share their perspectives, experiences, and insights as educational partners directly involved with EL students.

By participating in both the planning meetings and public meeting presentations, parents, learning coaches, and DELAC members demonstrate their commitment to supporting the needs of English Learner students and advocating for their success within the school. This collaborative effort helps ensure that the DELAC effectively fulfills its role as an advisory body, providing valuable input and recommendations to district leadership on matters related to English Learner education. Before adopting this LCAP, our school shared its information with district members, SELPA, educational partners, including DELAC committee members, and the authorizing district.



# Goals and Actions

## Goal

Goal 1	Description	Type of Goal
Goal 1	Using a data-driven approach, increase Math & ELA performance scores for summative and formative assessments.	Broad

State Priorities addressed by this goal.

Priority 1: Basic Services & Conditions

Provision of sufficient instructional materials and student access to standards-aligned instructional materials

Priority 2: Implementation of State Standards

- A) The implementation of state board-adopted academic content and performance standards for all students
- B) how the programs and services will enable English learners to access the Common Core State Standards and the English Language Development standards for purposes of gaining academic content knowledge and English language proficiency.

Priority 4: Pupil Achievement

Focus on student performance and progress

Priority 7: Course Action

The extent to which students have access to, and are enrolled in:

- A) a broad course of study including courses described for grades 1 to 6 and/or the adopted course of study for grades 7 - 12, as applicable
- B) programs and services developed and provided to low-income, English learner, and foster youth/ homeless students
- C) programs and services developed and provided to students with disabilities.

Priority 8: Pupil Outcomes

Student outcomes, for the adopted course of study for grades 1 to 6 and/or the adopted course of study for grades 7 - 12, as applicable]

An explanation of why the LEA has developed this goal.

Blue Ridge strives to empower students and promote their knowledge and critical thinking skills. In order to continue to improve student outcomes, Blue Ridge is focused on using a data-driven approach toward increasing Math and English Language Arts proficiency scores for summative and formative assessments. This approach is a primary focus for Blue Ridge to help identify areas of improvement and specific learning gaps, as well as identify trends. Having this information available to all educational partners is key in supporting families and teachers with enhanced teaching methods for targeted instruction in the areas of Math and English Language Arts as well as promoting accountability and transparency to foster a culture of continuous improvement.

The Star 360 benchmark assessments serve as checkpoints at both the beginning and end of the school year to allow teachers to address learning gaps and ensure that academic goals have been met. Monitoring progress throughout the school year through these formative assessments will serve as a springboard to establishing success in preparing for the SBAC summative assessments.

Over the past few years, Blue Ridge has worked to improve student participation in both the formative and summative assessments. Having this active participation and engagement will allow students to feel more comfortable with completing assessments and taking ownership of their learning. When students understand what their areas of needs and strengths are, they will become more confident in knowing how to self-regulate their learning and are more motivated to improve.

Through professional development staff training and parent information sessions, teachers and parents will learn to adjust their teaching methods and be more mindful of how to approach student data gathered from both the formative and summative assessments. The data collected will provide further insight into identifying targeted instructional strategies, instructional materials, and intervention support for struggling students. Having this happen early on in the school year is crucial in improving student understanding and preparedness for summative assessments. Blue Ridge will continue to take a closer look at monitoring student achievement and how it relates to engagement and enhanced teaching methods. Blue Ridge has also adopted a new accomplishment piloted in the 2023-2024 school year, called ‘Amazon Bookshelf’ usage report. Its objective has been geared towards continued support for students in the area of English Language Arts. Data provided below.

Summer 2023	Grade-level	Invited	Claimed	% Claimed	Pending	Revoked	Auto-revoked
\$50 per student	6th - 12th	2557	532	20.81%	0	2	2024
Fall 2023	Grade-level	Invited	Claimed	% Claimed	Pending	Revoked	Auto-revoked
\$100 per student	TK - 2nd	2198	1398	63.60%	7	6	787
	3rd - 5th	2102	1208	57.47%	6	6	882
	6th- 8th	1700	885	52.06%	3	2	810
	9th - 12th	1040	456	43.85%	4	3	577
	Total	7040	3947	56.07%	20	17	3056

Blue Ridge Academy has maintained a goal of ensuring all students are given the tools they need to be successful, both emotionally and academically. Post-pandemic, Blue Ridge has made concerted efforts to provide opportunities to meet in person, provide classroom and

tutoring opportunities, and focus on the improvement of our students, which includes their well-being as young adults, in addition to their academic success.

Blue Ridge will continue to partner with Multiple Measures and provide the school with annual and periodic assessments as well as individual student reports. The data is then shared with all educational partners and included in the school's charter renewal process as well as the WASC and LCAP reports. In addition, Blue Ridge will maintain accessing data through the California Dashboard, DataQuest, etc. which is also shared with staff and families. Transparency in sharing both schoolwide data and individual student reports will allow our educational partners to better understand the school's fiscal health as well as the individual student's needs and strengths.

Moreover, having a data-driven approach can guide ongoing professional development for teachers as well as maintain communication with parents through information sessions. Examining the impact of different instructional strategies on student performance through pre- and post-data analysis, both teachers and parents will refine their teaching strategies in synchronous instruction and foster significant impacts on student learning outcomes. One of the ways that Blue Ridge has implemented synchronous instruction is through team partnerships with class rosters and scheduling so that all students are accounted for and supported based on their scheduling needs and academic goals. The special education and student services department continues to offer and provide daily synchronous instruction and services for SWD, SED, FYHM, EL, and all struggling learners.

Grouped together, the actions and metrics will help achieve the goal of increased ELA and Math scores. The actions are collaborative, and will be evidenced through providing professional development to staff, parent education resources to families, and targeted instructional strategies to all students with an emphasis on unduplicated students, in addition to struggling students. All students will be recognized for their growth, areas of strength, and overall achievements which will foster a positive and supporting learning environment to keep students engaged and motivated. The metrics allow us to closely monitor from year to year to ensure students are making progress and improving in both ELA and Mathematics. The ultimate goal is to prepare students with the tools and resources needed to increase their scores and ultimately get them to graduate and succeed in college-level coursework.

## Measuring and Reporting Results - Summative

Metric #	Metric 2024-2025	Baseline 2024-2025	Year 1 Outcome 2025-2026	Year 2 Outcome 2026-2027	Target for Year 3 Outcome	Current Difference from Baseline
<b>Priority 1</b> Teachers assigned appropriately, standards aligned, facility.  a. Appropriately assigned fully credentialed teachers	Human Resources employee datasheet	100% of teachers are appropriately assigned and credentialed			Maintain 100% of teachers appropriately assigned and credentialed	
b. Access to standard aligned instructional material	Student Master Agreement course plan and curriculum instructional material program plan	100% of students have access to standard aligned instructional material			Maintain 100% of students to have access to standard aligned instructional material	[Insert current difference from baseline here]
c. Facilities maintained in good repair	Facility documentations	All facilities maintained in good repair			Maintain all facilities in good repair SEL	[Insert current difference from baseline here]

<b>Priority 4:</b>  Student Achievement  a. CAASPP: Grades 3-8,11 Smarter Balanced Summative Assessments  Source: CDE California Assessment of Student Performance and Progress (CAASPP)  Overall	CDE California Assessment of Student Performance and Progress (CAASPP)	2022-23 Dashboard Data  ELA - 48.49% Met or Exceeded Standards  Math - 30.82% Met or Exceeded Standards  2023-24 Dashboard data not yet available			58%   40%	[Insert current difference from baseline here]
African American	CDE California Assessment of Student Performance and Progress (CAASPP)	2022-23 Dashboard Data  ELA - 32% Met or Exceeded Standards  Math - 15% Met or Exceeded Standards  2023-24 Dashboard data not yet available			42%   25%	[Insert current difference from baseline here]

Hispanic	CDE California Assessment of Student Performance and Progress (CAASPP)	2022-23 Dashboard Data  ELA - 42% Met or Exceeded Standards  Math - 22% Met or Exceeded Standards  2023-24 Dashboard data not yet available			52%  32%	[Insert current difference from baseline here]
Students with Disabilities  Students with Disabilities scored in the Very Low (Red) level for the 2023 SBAC English Language Arts.  Action 1.1 and 1.3	CDE California Assessment of Student Performance and Progress (CAASPP)	2022-23 Dashboard Data  ELA - 28% Met or Exceeded Standards  Math - 17% Met or Exceeded Standards  2023-24 Dashboard data not yet available			38%  27%	[Insert current difference from baseline here]

Foster Youth	CDE California Assessment of Student Performance and Progress (CAASPP)	<p>2022-23 Dashboard Data</p> <p>ELA - 56% Met or Exceeded Standards</p> <p>Math - 37% Met or Exceeded Standards</p> <p>2023-24 Dashboard data not yet available</p>			<p>66%</p> <p>47%</p>	[Insert current difference from baseline here]
Homeless	CDE California Assessment of Student Performance and Progress (CAASPP)	<p>2022-23 Dashboard Data</p> <p>ELA - 0% Met or Exceeded Standards</p> <p>Math - 0% Met or Exceeded Standards</p> <p>2023-24 Dashboard data not yet available</p>			<p>10%</p> <p>10%</p>	[Insert current difference from baseline here]

<p><b>Low Income</b></p> <p>Socioeconomically Disadvantaged students scored in the Very Low (Red) level for Mathematics assessments.</p> <p>Action 1.1 and 1.3</p>	<p>CDE California Assessment of Student Performance and Progress (CAASPP)</p>	<p>2022-23 Dashboard Data</p> <p>ELA - 37% Met or Exceeded Standards</p> <p>Math - 25% Met or Exceeded Standards</p> <p>2023-24 Dashboard data not yet available</p>			<p>47%</p> <p>35%</p>	<p>[Insert current difference from baseline here]</p>
<p><b>English Learners</b></p> <p>English Learners performed at the Very Low (Red) level for both subjects in SBAC English Language Arts and Mathematics assessments.</p> <p>Action 1.1 and 1.3</p>	<p>CDE California Assessment of Student Performance and Progress (CAASPP)</p>	<p>2022-23 Dashboard Data</p> <p>ELA - 6% Met or Exceeded Standards</p> <p>Math - 9% Met or Exceeded Standards</p> <p>2023-24 Dashboard data not yet available</p>			<p>16%</p> <p>19%</p>	<p>[Insert current difference from baseline here]</p>



<p>4b. Percentage of pupils who have successfully completed courses that satisfy the requirements for entrance to the UC or CSU.</p> <p>Grade: 12</p> <p>Source: CALPADS</p>	<p>California Longitudinal Pupil Achievement data System (CALPADS)</p>	<p>2022-23 Data</p> <p>28.1% (86/306 students)</p> <p>2023-24 Data not yet available</p>			<p>38%</p>	<p>[Insert current difference from baseline here]</p>
<p>4c. Percent of pupils who have successfully completed courses that satisfy requirements for CTE sequences or programs of study that align with state board approved CTE standards and frameworks.</p> <p>Grades: 9-12</p> <p>Source: CALPADS</p>	<p>California Longitudinal Pupil Achievement data System (CALPADS)</p>	<p>2022-23 Data</p> <p>1 CTE completer or 0.3% student (1/306 graduates)</p> <p>2023-24 Data not yet available</p>			<p>1%</p>	<p>[Insert current difference from baseline here]</p>

<p>4d. Percentage of pupils who have successfully completed courses that satisfy the requirements for entrance to the UC or CSU and career technical education sequences or programs of study.</p> <p>Grades: 9-12</p> <p>Source: CALPADS</p>	<p>California Longitudinal Pupil Achievement data System (CALPADS)</p>	<p>2022-23 Data</p> <p>1 CTE completer or 0.3% student (1/306 graduates)</p> <p>2023-24 Data not yet available</p>			<p>1%</p>	<p>[Insert current difference from baseline here]</p>
<p>4e. Percentage of English learner pupils who make progress toward English proficiency; or any subsequent assessment of English proficiency, as certified by the state board.</p> <p>Source: ELPAC through TOMS</p>	<p>ELPAC through TOMS</p>	<p>2022-23 Data</p> <p>51.4% (37/72)</p> <p>2023-24 Data not yet available</p>			<p>61%</p>	<p>[Insert current difference from baseline here]</p>
<p>4f. English learner reclassification rate.</p> <p>Source: ELPAC through TOMS</p>	<p>ELPAC through TOMS</p>	<p>2022-23 Data</p> <p>18.1% (13/72 EL students)</p> <p>2023-24 Data not yet available</p>			<p>28%</p>	<p>[Insert current difference from baseline here]</p>

4g. Percentage of pupils who have passed an advanced placement examination with a score of 3 or higher.  Grades: 9-12  Source: CollegeBoard	CollegeBoard	2022-23 Data  3 students only or .28% (12 students total took the AP exam out of all 1073 high school students, 1.12%)  2023-24 Data not yet available			1%	[Insert current difference from baseline here]
4h. College and Career Readiness:  Overall  Grade: 12  Source: CA Dashboard	CA Dashboard	2022-23 Data  36.3%  2023-24 Data not yet available			46%	[Insert current difference from baseline here]
African American	CA Dashboard	2022-23 Data  Data Not Provided From CDE For Privacy Reasons. Less than 11 students  2023-24 Data not yet available			2022-23 Data  Data Not Provided From CDE For Privacy Reasons. Less than 11 students	[Insert current difference from baseline here]
Hispanic	CA Dashboard	2022-23 Data  28% 30 students  2023-24 Data not yet available			38%	[Insert current difference from baseline here]

English Learner	CA Dashboard	2022-23 Data 2022-23 Data  Data Not Provided From CDE For Privacy Reasons. Less than 11 students  2023-24 Data not yet available			2022-23 Data  Data Not Provided From CDE For Privacy Reasons. Less than 11 students	
Foster Youth/Homeless	CA Dashboard	2022-23 Data 2022-23 Data  Data Not Provided From CDE For Privacy Reasons. Less than 11 students  2023-24 Data not yet available			2022-23 Data  Data Not Provided From CDE For Privacy Reasons. Less than 11 students	
Low Income	CA Dashboard	2022-23 Data  49.5% 53 students  2023-24 Data not yet available			59%	
Students with Disabilities	CA Dashboard	2022-23 Data  6.5% 7 students  2023-24 Data not yet available			7.5%	

<b>Priority 7:</b>  a.Course Access: Students have access and are enrolled in a broad course of study  Source: SIS School Pathway and review of Master Agreements: Course access for SWD and unduplicated students	SIS School Pathway and review of Master Agreements: Course access for SWD and unduplicated students	(Social Science, Science, Health, PE, VAPA, World Language) 100% of students have access to a broad course of study  100% of SWD and unduplicated students to have access to a broad course of study			(Social Science, Science, Health, PE, VAPA, World Language) 100% of students have access to a broad course of study  100% of SWD and unduplicated students to have access to a broad course of study	[Insert current difference from baseline here]
b. Programs and services developed and provided to low income, English learner, and foster youth students	SIS School Pathway and review of Master Agreements: Course access for SWD and unduplicated students	100% of unduplicated pupils; English learner, low income, and foster youth student populations have access to all broad course of study, programs, and services			100% of unduplicated pupils; English learner, low income, and foster youth student populations have access to all broad course of study, programs, and services	
c. Programs and services developed and provided to individuals with exceptional needs	SIS School Pathway and review of Master Agreements: Course access for SWD and unduplicated students	100% of programs and services developed are provided to individuals with exceptional needs			100% of programs and services developed are provided to individuals with exceptional needs	

<b>Priority 8: Other Pupil Outcomes</b>  Source: LP Meetings	LP Meetings	Student outcomes, for the adopted course of study for grades 1 to 6 and/or the adopted course of study for grades 7 - 12, as applicable			Student outcomes, for the adopted course of study for grades 1 to 6 and/or the adopted course of study for grades 7 - 12, as applicable	[Insert current difference from baseline here]
--	-------------	---	--	--	---	--

# Measuring and Reporting Results - Formative

Metric #	Metric	Baseline	Year 1 Outcome	Year 2 Outcome	Target for Year 3 Outcome	Current Difference from Baseline
<b>Priority 2:</b> a.Implementation of the academic content and performance standards adopted by the state board  Source: Grades TK-11:Star 360 benchmark assessments (ELA, Math, Early Literacy)  Overall	Grades TK-11:Star 360 benchmark assessments (ELA, Math, Early Literacy)	At/Above Benchmark  Fall 2023 only Early Literacy 82% Math 74% Reading 73%  Spring 2024 Early Literacy 81% Math 74% Reading 71%			Early Literacy 22% Math 84% Reading 83%	[Insert <b>current</b> difference from baseline here]

Hispanic	Grades TK-11:Star 360 benchmark assessments (ELA, Math, Early Literacy)	<p>At/Above Benchmark</p> <p>Fall 2023 only</p> <p>Early Literacy 82% Math 69% Reading 69%</p> <p>Spring 2024</p> <p>Early Literacy 80% Math 69% Reading 66%</p>			<p>Early Literacy 92% Math 79% Reading 79%</p>	
African American	Grades TK-11:Star 360 benchmark assessments (ELA, Math, Early Literacy)	<p>At/Above Benchmark</p> <p>Fall 2023 only</p> <p>Early Literacy 81% Math 63% Reading 67%</p> <p>Spring 2024</p> <p>Early Literacy 64% Math 65% Reading 61%</p>			<p>Early Literacy 91% Math 73% Reading 77%</p>	
Students with Disabilities	Grades TK-11:Star 360 benchmark assessments (ELA, Math, Early Literacy)	<p>At/Above Benchmark</p> <p>Fall 2023 only</p> <p>Early Literacy 61% Math 44% Reading 43%</p> <p>Spring 2024</p> <p>Early Literacy 53% Math 45% Reading 44%</p>			<p>Early Literacy 71% Math 54% Reading 53%</p>	



English Learners	Grades TK-11:Star 360 benchmark assessments (ELA, Math, Early Literacy)	At/Above Benchmark  Fall 2023 only  Early Literacy 75% Math 45% Reading 23%  Spring 2024 Early Literacy 75% Math 41% Reading 44%			Early Literacy 85% Math 55% Reading 33%	
Foster Youth	Grades TK-11:Star 360 benchmark assessments (ELA, Math, Early Literacy)	At/Above Benchmark  Fall 2023 only  Early Literacy 56% Math 68% Reading 67%  Spring 2024 Early Literacy 0% Math 0% Reading 0%		Early Literacy 66% Math 78% Reading 77%		
Low Income	Grades TK-11:Star 360 benchmark assessments (ELA, Math, Early Literacy)	At/Above Benchmark  Fall 2023 only  Early Literacy 82% Math 69% Reading 68%  Spring 2024 Early Literacy 75% Math 68% Reading 66%		Early Literacy 92% Math 79% Reading 78%		

B. English Language Development	CA Dashboard, CAASPP/ELPAC/ETS	2022-23				[Insert <a href="#">current</a> difference from baseline here]
-EL Proficiency		49% making progress toward English language proficiency			59% making progress toward English language proficiency	
-RFEP		19.12% RFEP				
Source: CA Dashboard, CAASPP/ELPAC/ETS						

Goal Analysis for [2024-25]

- An analysis of how this goal was carried out in the previous year.
- A description of overall implementation, including any substantive differences in planned actions and actual implementation of these actions, and any relevant challenges and successes experienced with implementation.
- “Not Applicable”
- An explanation of material differences between Budgeted Expenditures and Estimated Actual Expenditures and/or Planned Percentages of Improved Services and Estimated Actual Percentages of Improved Services.
- “Not Applicable”
- A description of the effectiveness or ineffectiveness of the specific actions to date in making progress toward the goal.
- “Not Applicable”

A description of any changes made to the planned goal, metrics, target outcomes, or actions for the coming year that resulted from reflections on prior practice.

“Not Applicable”

**A report of the Total Estimated Actual Expenditures for last year’s actions may be found in the Annual Update Table. A report of the Estimated Actual Percentages of Improved Services for last year’s actions may be found in the Contributing Actions Annual Update Table.**

Actions

Action #	Title	Description	Total Funds	Contributing
----------	-------	-------------	-------------	--------------

1.1	Professional Development	<p>This action is directed towards the following identified student groups and address the identified state indicators for which the student group received the lowest performance level on the 2023 Dashboard: Students with Disabilities scored in the Very Low (Red) level for the 2023 SBAC English Language Arts; Socioeconomically Disadvantaged students scored in the Very Low (Red) level for Mathematics assessments; English Learners performed at the Very Low (Red) level for both subjects in SBAC English Language Arts and Mathematics assessments.</p> <p>Provide monthly teacher training held by various departments that focus on providing quality support to families that emphasize a focus on enhancing student achievement, monitoring progress, and implementing best practices and strategies to increase outcomes for all students including students with disabilities and unduplicated students. The goal is to educate, build awareness, and train teachers and learning coaches on the effective best practices</p> <p>Share student achievement levels and test participation with staff and parents to promote accountability among educational partners and enhance teacher effectiveness and instructional strategies for improving student outcomes.</p> <p>Continue to hold Professional Learning Communities where teachers share resources and ideas and collaborate to come up with strategies to address student engagement, student performance, and student well-being in their daily learning as well as synchronous instruction and live interaction with their teachers.</p> <p><a href="#">See goal 1 priority 4a metric</a></p>	\$500,000	Y
-----	--------------------------	--	-----------	---

1.2	Parent Education and Resources	<p>Increase parent engagement and support families by understanding their roles and expectations for their students. This is done by holding regular parent information sessions to educate families on upcoming events, and school requirements, and sharing educational resources with regard to college and career readiness, standardized testing, and strategies supporting students at home.</p> <p>Maintain parent portal access containing resources from all departments including curriculum, academic expectations, and information on how to support student socio-emotional development. Ensure communication is consistent by sending monthly parent bulletin newsletters along with parent reminders for SELPA facilitated Community Advisory Committee (CAC) meetings which provides parent resources and support for students with disabilities.</p> <p>Continue to invite parents and students to be a part of various LCAP Advisory Groups to foster collaboration with all educational partners, provide opportunities to collect and gather feedback, and utilize the feedback to inform better decision-making.</p>	\$ 400,000	Y
-----	--------------------------------	---	------------	---

1.3	Student Instruction & Tutoring	<p>This action is directed towards the following identified student groups and address the identified state indicators for which the student group received the lowest performance level on the 2023 Dashboard: Students with Disabilities scored in the Very Low (Red) level for the 2023 SBAC English Language Arts; Socioeconomically Disadvantaged students scored in the Very Low (Red) level for Mathematics assessments; English Learners performed at the Very Low (Red) level for both subjects in SBAC English Language Arts and Mathematics assessments.</p> <p>Enhance student instruction and tutoring by increasing student participation with Content Specialist office hours, utilizing vendor services for enrichment, tutoring, yearly subscription accounts, subscriptions and 'Bookshelf'.</p> <p>Continued communication is key. Teachers will continue to share student instruction and tutoring opportunities with their families and support them with accessing their student email address to stay in touch with school information via email, phone calls, and at in person meetings. SWD high school students will also continue to receive additional support through the 'Online Resource Room' for academic support beyond their IEP Specialized Academic Instructional time.</p> <p>Provide access to tier 2 interventions for struggling EL, LTELs, Foster Youth, Homeless, and Low Income students. Using the data during progress monitoring periods, identify if additional expenditures will be required to further support the unduplicated student population.</p> <p><a href="#">See goal 1 priority 4a metric</a></p>	\$3,200,000	Y
-----	--------------------------------	--	-------------	---

1.4	Student Recognition	<p>Increase student motivation by recognizing students who have made progress in their benchmark and statewide assessments as well as students who have shown growth. Certificates will be provided to students who have earned perfect scores and certificates donated by restaurants to students who have shown growth. Teachers will also recognize students on their rosters who have made progress and shown growth in their subjects. (For example certificates, donations from restaurants, spirit wear raffles, spirit budget for snacks and student motivation at testing sites).</p> <p>At the graduation and promotion ceremonies students will be recognized for their individual achievements such as National Junior Honor Society or National Honor Society (NJHS/NHS), GPA recognition, such as Honor Roll, Salutatorian, Valedictorian. (Through partnership with Jostens, the school plans to provide awards for salutatorian cords, honor roll cords, valedictorian medals, caps and gowns for students in need of financial assistance), NHS and NJHS cords, and purchasing graduation items</p>	\$36,616	Y
-----	---------------------	--	----------	---

Insert or delete rows, as necessary.

## Goal

Goal 2	Description	Type of Goal
Goal 2	Create systems and structures that provide multiple personalized learning paths to increase the cohort graduation rate to close the achievement gap.	Maintenance

State Priorities addressed by this goal.

### Priority 4: Student Achievement

Focus on increasing CTE pathways: participation and completion, passing AP exams with a score of 3 or higher, and participation and demonstration of college preparedness for high school students.

### Priority 5: Student Engagement

Student Engagement: Focus on high school graduation rate actions.

Priority 7: Course Action

Ensure student access to state-adopted courses.

An explanation of why the LEA has developed this goal.

Blue Ridge Academy developed this goal to ensure all students are prepared for graduation and beyond. As there are multiple personalized learning paths due to the unique organization of this LEA, it is imperative that all groups and subgroups are acknowledged and provided with supports to close achievement gaps in order to increase cohort graduation rates.

Blue Ridge is committed to preparing every student from TK-12+. This maintenance goal creates different areas of support providing students with appropriate monitoring for academics and social emotional needs as well as counseling to ensure they are on the right track for their personalized learning paths. Expanding CTE pathways allows freedom for students to explore options that will carry them past high school and into adulthood. Access to AP classes and subsequent exams gives way to more options once high school students have reached college.

Graduation rates are consistently monitored. Each year, Blue Ridge reviews data and feedback to see what needs to be adjusted in order to increase these numbers but most importantly to ensure students are college and career ready. As there are multiple paths for their compulsory education, especially TK-8, it is imperative that high school students are ready for life beyond high school.

Blue Ridge Academy has made progressive actions towards hiring more staff that allows for more assistance for students transitioning both from 8th grade to high school and from 12th grade to the real world. These actions and their results are something that Blue Ridge Academy is monitoring and improving every new school year and with that, adjustments and optimizations are made. The hiring of new staff to directly assist in these goals is a step in this direction and a sign of Blue Ridge Academy's commitment to making positive changes that will positively impact graduation and success rates across multiple grade levels and socio-economic levels.

Some challenges that may be encountered as a growing school population is the wide variety of student backgrounds. Blue Ridge Academy is dedicated to reaching students of all backgrounds and socioeconomic levels. These differences are met with a variety of approaches such as the training provided for staff to address issues relevant to our student body, and adapting plans and actions based on previous attempts and ideas.

Over the last three years, several changes have been made which align with our planned goals, metrics, desired outcomes, and actions such as consistent interventions for students and families to ensure that all families are approaching success/graduation at an acceptable pace and level.

Our desired goals and outcomes continue to remain consistent with the goals set out by the state as we continue to make optimizations toward reaching these goals school-wide. Professional development continues to focus on additional support for students with disabilities, English learners, Foster Youth, and Low-Income students to ensure all students not only have access, but are within programs that allow for improved and increased services.

A-G: Graduates meeting UC/CSU requirements increased by 30%:

**21-22: 59**



**22-23:** 77

**23-24:** internal data only. Dashboard data not yet available

CTE: High school students who have met CTE completion requirements:

**21-22:** 2

**22-23:** 2

**23-24:** 3

AP Exams:

**21-22:** 3

**22-23:** 12

**23-24:** not yet available

Seal of Biliteracy:

**21-22:** 1

**22-23:** 3

**23-24:** 0

Golden State Merit:

**21-22:** 98

**22-23:** 95

**23-24:** 72

College and Career Readiness:

**21-22:** 28.8%, 89 students prepared

**22-23:** 36.3%, 107 students prepared

**23-24:** internal data only, Dashboard data not yet available

Grouped together, reviewing metrics and identifying successes and challenges has allowed Blue Ridge to classify this goal as a maintenance goal. As such, upon further analysis, it has been shown that Blue Ridge is on track to continue to increase CTE pathways participation and completion, participation in AP courses with exams scoring three or higher, and increase graduation rates and college and career readiness. The consistent and continued focus on this goal will help incrementally increase graduation rates and college and career readiness over the next three years. With crucial players such as High School Success Coordinators, Content Specialists, Progress Support Coordinators, and High School Counselors, Blue Ridge has put into place supports for Homeschool Teachers, Learning Coaches, and students alike. Maintaining professional development for staff will continue to equip them with the tools they need to serve high school families, both current and future. Addressing SWD on a certificate track and better equipping those staff who support them is crucial to increasing that population's success in high school and beyond.

## Measuring and Reporting Results

Metric #	Metric 2024-25	Baseline 2024-25	Year 1 Outcome	Year 2 Outcome	Target for Year 3 Outcome	Current Difference from Baseline
<b>Priority 5:</b> Pupil Engagement Source: CALPADS a. School attendance rates	California Longitudinal Pupil Achievement data System (CALPADS)	98.9%			99%	[Insert <a href="#">current</a> difference from baseline here]
b. Chronic absenteeism	California Longitudinal Pupil Achievement data System (CALPADS)	0.52%			0.30%	[Insert <a href="#">current</a> difference from baseline here]
c. Middle school dropout rates	California Longitudinal Pupil Achievement data System (CALPADS)	0.7%			0.6%	
d. High school dropout rates	California Longitudinal Pupil Achievement data System (CALPADS)	0.6%			0.5%	

e. Graduation Rate: Overall Source: CA Dashboard	CA Dashboard	84.6%			90%	[Insert <a href="#">current</a> difference from baseline here]
Hispanic	CA Dashboard	83%			93%	
African American	CA Dashboard	10 students  Data not displayed			11 students	
English Learners	CA Dashboard	6 students			8 students	
Foster Youth	CA Dashboard	1 student  Data not displayed			1 student	
Homeless	CA Dashboard	1 student  Data not displayed			1 student	
Low Income	CA Dashboard	85%			90%	

Insert or delete rows, as necessary.

## Goal Analysis for [2024-25]

An analysis of how this goal was carried out in the previous year.

A description of overall implementation, including any substantive differences in planned actions and actual implementation of these actions, and any relevant challenges and successes experienced with implementation.

“Not Applicable”

An explanation of material differences between Budgeted Expenditures and Estimated Actual Expenditures and/or Planned Percentages of Improved Services and Estimated Actual Percentages of Improved Services.

“Not Applicable”

A description of the effectiveness or ineffectiveness of the specific actions to date in making progress toward the goal.

“Not Applicable”

A description of any changes made to the planned goal, metrics, target outcomes, or actions for the coming year that resulted from reflections on prior practice.

“Not Applicable”

**A report of the Total Estimated Actual Expenditures for last year’s actions may be found in the Annual Update Table. A report of the Estimated Actual Percentages of Improved Services for last year’s actions may be found in the Contributing Actions Annual Update Table.**

## Actions

Action #	Title	Description	Total Funds	Contributing
2.1	Professional development specific to Progress Coordinators and high school students	Progress Support Coordinators to constantly maintain student achievement, and identify any students that are falling behind and/or missing deadlines. Action required to tailor specific high school needs to address progress for high school students by training Progress Coordinators on high school material.	\$300,000	Y
2.2	Professional development: Bridging Middle School & High School transition support	Specific informational professional development geared towards middle school /students/parents and preparing 8th graders for high school expectations once a semester (Fall & Spring).	\$ 200,000	Y
2.3	Counselor Support professional development	Counselor support and ongoing communication between families and teachers (Home School Teachers & Case Managers) to ensure the student is meeting graduation requirements including SWD.	\$ 200,000	Y

# Goal

Goal 3	Description	Type of Goal
Goal 3	Foster improved connection with all educational partners to include and incorporate increased partner feedback.	Maintenance

State Priorities addressed by this goal.

## Priority 2: Implementation of State Standards

A) The implementation of state board-adopted academic content and performance standards for all students

B) How the programs and services will enable English Learners to access the Common Core State Standards and the English Language Development standards for purposes of gaining academic content knowledge and English language proficiency.

## Priority 6: School

Through measures and actions, address other local measures including surveys of students, parents and teachers on the sense of safety and school connectedness.

## Priority 8: Pupil Outcomes

Student outcomes, for the adopted course of study for grades 1 to 6 and/or the adopted course of study for grades 7 to 12, as applicable.

An explanation of why the LEA has developed this goal.

Blue Ridge Academy will continue to maintain the goal of fostering improved connections with all educational partners to increase partner feedback, cultivate a culture of partnership, build trust by being transparent about decisions, and policies, and addressing strengths and challenges. Having this goal remain in place will allow the school to continue to build positive, effective, and collaborative partnerships with students, staff, parents, and our community as well as create a more collaborative and effective learning environment and positive school culture.

Partner feedback is crucial in helping Blue Ridge to inform school decision making to improve student outcomes, address student needs, and focus on allocating resources to fit the needs of all students. Blue Ridge will implement enhanced opportunities for all partners to provide feedback and input at various parent information meetings, community events, advisory group meetings, focus groups, and social media and online platforms.

Grouped together, we have increased our participation rates for all education partners (parents, staff, students) completing the school wide climate survey by at least 10% over the course of the past 3 years. We have identified this goal as a 'Maintenance' goal as all educational partners are continued to be encouraged to participate and utilize resources offered throughout the year to increase engagement and

involvement. Although this goal has been ongoing over the past three years, BRA believes concrete efforts must continue to be made to engage and maintain collaboration with all educational partners for student and school success.

## Measuring and Reporting Results

Metric #	Metric	Baseline 2024-2025	Year 1 Outcome 2025-2026	Year 2 Outcome 2026-2027	Target for Year 3 Outcome 2027-2028	Current Difference from Baseline
<b>Priority 6:</b> School Climate  Source: CALPADS a.Pupil suspension rates	California Longitudinal Pupil Achievement data System (CALPADS)	98.9%			98.9%	[Insert <b>current</b> difference from baseline here]
b.Pupil expulsion rates	California Longitudinal Pupil Achievement data System (CALPADS)	0%			0%	[Insert <b>current</b> difference from baseline here]

<p>c.Other local measures, including surveys of students, parents, and teachers on the sense of safety and connectedness</p> <p>Source: Blue Ridge Academy Climate Survey</p> <p>Educational Partners Engagement: Source: Blue Ridge Academy Climate Survey</p> <p>2023-24</p> <p>Parents Responses</p>	Blue Ridge Academy Climate Survey	<p>(2022-2023)</p> <p>907 total</p> <p>(2023-2024)</p> <p>1137</p>			1500	[Insert <a href="#">current</a> difference from baseline here]
<p>Student Responses</p>	Blue Ridge Academy Climate Survey	<p>(2022-2023)</p> <p>418 total</p> <p>(2023-2024)</p> <p>390</p>			500	[Insert <a href="#">current</a> difference from baseline here]
<p>Staff Responses</p>	Blue Ridge Academy Climate Survey	<p>(2022-2023)</p> <p>431 total</p> <p>(2023-2024)</p> <p>456 total (100%)</p>			100%	

Overall Responses	Blue Ridge Academy Climate Survey	(2022-2023) 1756 total				[Insert <a href="#">current</a> difference from baseline here]
		(2023-2024) 1983			2460	

## Goal Analysis for [2024-25]

An analysis of how this goal was carried out in the previous year.

A description of overall implementation, including any substantive differences in planned actions and actual implementation of these actions, and any relevant challenges and successes experienced with implementation.

“Not Applicable”

An explanation of material differences between Budgeted Expenditures and Estimated Actual Expenditures and/or Planned Percentages of Improved Services and Estimated Actual Percentages of Improved Services.

“Not Applicable”

A description of the effectiveness or ineffectiveness of the specific actions to date in making progress toward the goal.

“Not Applicable”

A description of any changes made to the planned goal, metrics, target outcomes, or actions for the coming year that resulted from reflections on prior practice.

“Not Applicable”

**A report of the Total Estimated Actual Expenditures for last year’s actions may be found in the Annual Update Table. A report of the Estimated Actual Percentages of Improved Services for last year’s actions may be found in the Contributing Actions Annual Update Table.**



# Actions

Action #	Title	Description	Total Funds	Contributing
3.1	Enhance Communication Channels	Enhance communication between school departments and increase interactive communication sessions/channels between educational partners.	\$200,000	Y
3.2	Strengthen Partnerships and Engagement	Enhance partnerships by organizing and providing a calendar of events for community functions, field trips, workshops, webinars, parent information sessions, and enrichment activities. Create and invite partners to be involved in advisory committees and groups to include all voices as a part of the educational process throughout the school year.	\$240,000	Y

# Goal

Goal 4	Description	Type of Goal
Goal 4	Identify eligible students, build awareness, and increase utilization of current support services for Low-Income, Foster Youth and Homelessness (FYHM), and English Learners (EL).	Broad

State Priorities addressed by this goal.

Priority 3: Parental Involvement and Family Engagement: Family Engagement in building awareness, decision-making, and promotion of family participation in the education process for all unduplicated students.

Priority 7: Course Action

Student Achievement: Addresses a course of study where programs and services are developed and provided to English Learners, students with disabilities, foster youth, homelessness, and low-income students.

Priority 8: Pupil Outcomes

Addresses other indicators of student performance in required areas of study; Test scores on the ELCAP, Star 360 and CAASPP, reclassification rates, grading information.

An explanation of why the LEA has developed this goal.

In previous years the needs of HMFY and EL students have been addressed in conjunction with other goals. This year we have added a new goal with all unduplicated students as the main focus, with the addition of including low-income students to clearly identify and address areas of improved and increased services required for these student populations.

Blue Ridge Academy has experienced great success in building awareness of the services provided within the Student Services department such as academic interventions for struggling students and mental health supports that are available for all students. This goal has been developed so that Blue Ridge Academy can expand awareness of the supports available for HMFY, EL and Low-income students using a similar approach.

It is our hope that increased awareness of the available supports will lead to greater utilization of those resources which include, Positive action Social Emotional Learning Curriculum, EL classes with a writing component, and Community resources lists.

With this goal, we plan to continue the work that has been started and improve the effectiveness of the implementation for all unduplicated students, to include low income students by creating an awareness of these programs and resources with all of our stakeholder groups, with an emphasis on making sure that all teachers are aware of which students qualify, what resources are available for them and how to access those resources and services within the Student Services department.

Currently, in the 2023 -24 school year, as of 03/01/2024, 62% of our English Learners attend live synchronous English language sessions regularly. This is a 12% attendance increase from the previous school year. Blue Ridge Academy intends to continue building awareness to increase the utilization of our English language support services and instruction which places a strong focus on increasing attendance in our live synchronous instruction classes. In addition, by increasing student attendance, students can build their peer-to-peer and student-to-teacher interactions to foster their English language development and in turn, increase the school's reclassification rates. These interactions also provide a safe environment allowing the students to practice their language skills and support them socially and emotionally. The English Learner Coordinator plans to maintain and increase attendance by continuing to offer makeup sessions, provide multi-grade-level sessions, and communicate the importance of these sessions to families and staff. Currently, in the 23/24 school year, the EL live synchronous instruction classes have now been made mandatory requiring all students to attend.

Currently, 42% (24 students) of our English Learner population is classified as Long-Term English Learners (LTELs). In addition, Blue Ridge Academy English Learner population reclassification rates for English Learners to Fluent English Proficient dropped from 35% in the 2021-22 school year to 19% in the 2022-23 school year. That is a 16% drop from the previous year. Upon conducting analysis to determine the decrease in percentage from the previous year, the school identified that the Written Language domain is an area of need as 6% of the English Learners earned a score of 4 in the Written Language domain during the 22-23 school year. Even though 42% of Blue Ridge Academy English learners made progress towards English language proficiency in 22-23, Blue Ridge has implemented an extra weekly writing session for students in grades 3-12 for the 23-24 school year. These writing sessions also increase support to those students who are LTELs or are in jeopardy of becoming LTELs.

Individual Counseling Referrals submitted as of May 10th, 2024 was a total 142, of which unduplicated students included 6 EL students, 15 Homeless students 15, 0 Foster students, and 62 Low income students.

Grouped together, all of the actions for this goal, which include professional development, ELD curriculum, SEL referrals, EL support classes, and low-income tier 2 support, will help to achieve our goal of increased awareness and utilization of currently available supports to unduplicated students. The metrics will aid us in identifying students who qualify for these supports and providing critical information on how

to access them. Equitable access to these supports is crucial to closing the achievement gaps revealed by the data we collect on course pass rates, CAASPP scores, Star 360 scores, graduation rates, EL reclassification, and SEL referrals.

## Measuring and Reporting Results

Metric #	Metric 2024-2025	Baseline 2024-2025	Year 1 Outcome 2025-2026	Year 2 Outcome 2026-2027	Target for Year 3 Outcome	Current Difference from Baseline
EL Attendance Source: School Tier 2 data tracker <a href="#">Action 4.1</a>	School Tier 2 data tracker	62% 46/74 students			72%	[Insert <a href="#">current</a> difference from baseline here]
4F.Reclassification Rates  Source: ELPAC scores <a href="#">Action 4.2</a>	ELPAC scores	2022-23 19% 14/72 students 2023-24 Dashboard data not yet available			29%	[Insert <a href="#">current</a> difference from baseline here]
Low Income Math progress monitoring rate  Source:Star360 Benchmark data (Renaissance) <a href="#">Action 4.1</a>	Star360 Benchmark data (Renaissance)	Fall 2023 only ELA 82% Math 69% Reading 68% Spring 2024 data is not yet available			ELA 92% Math 79% Reading 78%	[Insert <a href="#">current</a> difference from baseline here]
Low Income Attendance rate for SEL Positive Action program  Source: MTSS pre & post data <a href="#">Action 4.1</a>	MTSS pre & post data	24 students			30 students	[Insert <a href="#">current</a> difference from baseline here]

<p>EL/LTEL - ELA progress monitoring rate for reading and writing</p> <p>Source:Star360 Benchmark data (Renaissance)</p> <p>Action 4.1</p> <p>Action 4.2</p>	Star360 Benchmark data (Renaissance)	<p>Fall 2023 only</p> <p>Early Literacy 75%</p> <p>Math 45%</p> <p>Reading 23%</p> <p>Spring 2024 data is not yet available</p>			<p>Early Literacy 85%</p> <p>Math 55%</p> <p>Reading 33%</p>	[Insert <a href="#">current</a> difference from baseline here]
<p>EL - Tier 2 Intervention Math class attendance rate</p> <p>Source:Star360 Benchmark data (Renaissance)</p> <p>Action 4.1</p>	Star360 Benchmark data (Renaissance)	1 enrolled			1%	[Insert <a href="#">current</a> difference from baseline here]
<p>SWD ELA progress monitoring rate</p> <p>Source:Star360 Benchmark data (Renaissance)</p>	Star360 Benchmark data (Renaissance)	<p>Fall 2023 only</p> <p>Early Literacy 61%</p> <p>Math 44%</p> <p>Reading 43%</p> <p>Spring 2024 data is not yet available</p>			<p>Early Literacy 71%</p> <p>Math 54%</p> <p>Reading 53%</p>	[Insert <a href="#">current</a> difference from baseline here]
<p><b>Priority 3:</b> Parental Involvement &amp; Engagement</p> <p>Source: Blue Ridge Academy Climate Survey</p> <p>2023-24</p> <p>Parent Responses</p>	Blue Ridge Academy Climate Survey	<p>(2022-2023)</p> <p>907 total</p> <p>(2023-2024)</p> <p>1137</p>			1500	

Student Responses	Blue Ridge Academy Climate Survey	(2022-2023) 418 total  (2023-2024) 390			500	
Staff Responses	Blue Ridge Academy Climate Survey	(2022-2023) 431 total  (2023-2024) 456 total			100%	
Overall Responses	Blue Ridge Academy Climate Survey	(2022-2023) 1756 total  (2023-2024) 1983			2460	

## Goal Analysis for [2024-25]

An analysis of how this goal was carried out in the previous year.

A description of overall implementation, including any substantive differences in planned actions and actual implementation of these actions, and any relevant challenges and successes experienced with implementation.

“Not Applicable”

An explanation of material differences between Budgeted Expenditures and Estimated Actual Expenditures and/or Planned Percentages of Improved Services and Estimated Actual Percentages of Improved Services.

“Not Applicable”

A description of the effectiveness or ineffectiveness of the specific actions to date in making progress toward the goal.

“Not Applicable”

A description of any changes made to the planned goal, metrics, target outcomes, or actions for the coming year that resulted from reflections on prior practice.

“Not Applicable”

**A report of the Total Estimated Actual Expenditures for last year’s actions may be found in the Annual Update Table. A report of the Estimated Actual Percentages of Improved Services for last year’s actions may be found in the Contributing Actions Annual Update Table.**

## Actions

Action #	Title	Description	Total Funds	Contributing
4.1	Professional Development: Increase services awareness for FYHM, EL, and Low Income students within the school	Develop systems and training to increase awareness of the available supports for FYHM, EL, and Low Income students within the school for the utilization of the resources. <a href="#">See goal 4 metric</a>	\$400,000	Y
4.2	ELD curriculum	Adopt and implement a research-based and standards-aligned curriculum TK-12th ELD Curriculum_to increase language acquisition and LTELs. <a href="#">See goal 4 metric</a>	\$120,000	Y
4.3	Increase SEL Positive Action referrals	Increase awareness of the SEL Positive Action group offering to all students with an increased percentage of referrals from low income. <a href="#">See goal 4 metric</a>	\$20,000	Y
4.4	Increase EL Support Classes	Adding additional writing support classes to increase English language proficiency progress, attendance, and language acquisition to further support LTELs. <a href="#">See goal 4 metric</a>	\$30,000	Y
4.5	Low Income Tier 2 Support	Develop a data driven system to monitor the progress and needs of tier 2 intervention enrolled socioeconomically disadvantaged students in the area of math to better address and monitor the needs in the area of math performance. <a href="#">See goal 4 metric</a>	\$175,000	Y

# Increased or Improved Services for Foster Youth, English Learners, and Low-Income Students for [LCAP Year]

Total Projected LCFF Supplemental and/or Concentration Grants	Projected Additional 15 percent LCFF Concentration Grant
\$6,021,565	\$0

## Required Percentage to Increase or Improve Services for the LCAP Year

Projected Percentage to Increase or Improve Services for the Coming School Year	LCFF Carryover — Percentage	LCFF Carryover — Dollar	Total Percentage to Increase or Improve Services for the Coming School Year
8.426%	0.00%	\$0.00	100.00%

The Budgeted Expenditures for Actions identified as Contributing may be found in the Contributing Actions Table.

## Required Descriptions

### LEA-wide and Schoolwide Actions

For each action being provided to an entire LEA or school, provide an explanation of (1) the unique identified need(s) of the unduplicated student group(s) for whom the action is principally directed, (2) how the action is designed to address the identified need(s) and why it is being

provided on an LEA or schoolwide basis, and (3) the metric(s) used to measure the effectiveness of the action in improving outcomes for the unduplicated student group(s).

Goal and Action #s)	Identified Need(s)	How the Action(s) Address Need(s) and Why it is Provided on an LEA-wide or Schoolwide Basis	Metric(s) to Monitor Effectiveness
Goal 1 Action 1	<p>According to the CA Dashboard statewide assessment data, our LEA-wide student performance range fell within the low range, 'orange'. indicating that our students are below the standard expectation in the areas of ELA and Mathematics.</p> <p>In 2023, English Learners performed in the Very Low (Red) level for both subjects in SBAC English Language Arts and Mathematics assessments. Socioeconomically Disadvantaged students scored in the Low (Orange) level for the 2023 SBAC English Language Arts and in the Very Low (Red) level for Mathematics assessments. Students with Disabilities scored in the Very Low (Red) level for the 2023 SBAC English Language Arts and in the Low (Orange) level for Mathematics assessments.</p> <p>Through the school's climate survey, DELAC, and LCAP Parent and Student Advisory Group meetings, we learned that more families and students would like increased school training to focus on enhancing student achievement, monitoring progress, and implementing best practices and strategies to increase outcomes for all students including students with disabilities and unduplicated students.</p>	<p>Blue Ridge is focused on using a data-driven approach toward increasing Math and English Language Arts proficiency scores for summative and formative assessments. This action is an approach primarily focused to help identify areas of improvement and specific learning gaps, as well as identify trends of learning for all students. In addition, target the additional instructional support and programs that will further benefit struggling EL, Foster Youth, Homeless, and Socioeconomically disadvantaged students.</p> <p>This goal is provided on an LEA-wide basis to educate, build awareness, and train teachers and learning coaches on the effective academic and instructional best practices in the areas of ELA and Mathematics.</p>	<p>-We will monitor the percentage of English learner pupils who make progress toward English Proficiency; or any subsequent assessment of English proficiency,</p> <p>-Teachers and school leaders ensure equity by recognizing, respecting, and attending to the diverse strengths and challenges of the students they serve.</p>



<p>Goal 1 Action 3</p>	<p>According to the CA Dashboard statewide assessment data, our LEA-wide student performance range fell within the low range, 'orange'. indicating that our students are below the standard expectation in the areas of ELA and Mathematics.</p> <p>In 2023, English Learners performed in the Very Low (Red) level for both subjects in SBAC English Language Arts and Mathematics assessments. Socioeconomically Disadvantaged students scored in the Low (Orange) level for the 2023 SBAC English Language Arts and in the Very Low (Red) level for Mathematics assessments. Students with Disabilities scored in the Very Low (Red) level for the 2023 SBAC English Language Arts and in the Low (Orange) level for Mathematics assessments.</p> <p>Through the school's climate survey, DELAC, and LCAP Parent and Student Advisory Group meetings, we learned that more families and students would like increased school training to focus on enhancing student achievement, monitoring progress, and implementing best practices and strategies to increase outcomes for all students including students with disabilities and unduplicated students.</p>	<p>Our school plans to Enhance student instruction and tutoring by increasing student participation with Content Specialist office hours, utilizing vendor services for enrichment, tutoring, yearly subscription accounts, subscriptions and 'Amazon Bookshelf'.</p> <p>We plan to have teachers continue to share student instructional strategies and tutoring opportunities with their families and support them with accessing their student email address to stay in touch with school information via email, phone calls, and at in person meetings. SWD high school students will also continue to receive additional support through the 'Online Resource Room' for academic support beyond their IEP Specialized Academic Instructional time.</p> <p>Our actions include providing access to tier 2 interventions for struggling EL, LTELs, Foster Youth, Homeless, and Low Income students. Using the data during progress monitoring periods, identify if additional expenditures will be required to further support the unduplicated student population.</p> <p>These actions are provided on an LEA-wide basis because all our students will benefit from the provision of targeted instruction to address identified learning gaps.</p>	<p>-We will monitor the implementation of the academic content and performance standards adopted by the state board for all unduplicated students through teacher-led Learning Periods and tier 2 intervention data.</p>
----------------------------	---	---	--

## Limited Actions

For each action being solely provided to one or more unduplicated student group(s), provide an explanation of (1) the unique identified need(s) of the unduplicated student group(s) being served, (2) how the action is designed to address the identified need(s), and (3) how the effectiveness of the action in improving outcomes for the unduplicated student group(s) will be measured.

Goal and Action #	Identified Need(s)	How the Action(s) are Designed to Address Need(s)	Metric(s) to Monitor Effectiveness
Goal 4 Action1	<p>In previous years the needs of HMFY and EL students have been addressed in conjunction with other goals. This year we have added a new goal with all unduplicated students as the main focus, with the addition of including low-income students to clearly identify and address areas of improved and increased services required for these student populations.</p> <p>Blue Ridge Academy has experienced great success in building awareness of the services provided within the Student Services department such as academic interventions for struggling students and mental health supports that are available for all students. This goal has been developed so that Blue Ridge Academy can expand awareness of the support available for HMFY, EL and Low-income students using a similar approach.</p> <p>We believe that increased awareness of the available supports will lead to greater utilization of those resources. Through the school's climate survey, DELAC, and LCAP Parent and Student Advisory Group meetings, we learned that more parents and teachers would like knowledge of more resources and access for unduplicated students who are struggling academically.</p>	<p>This action is designed to address this need by developing training systems for teachers and parents to increase the awareness of the available supports for FYHM, EL, and Low Income students within the school for the utilization of the resources.</p>	<p>We will monitor progress in increasing Mathematics scores for socioeconomically disadvantaged students (Low Income) using Tier 2 interventions.</p> <p>(Goal 4, metric #3)</p>

<p>Goal 4 Action 2</p>	<p>Blue Ridge Academy has experienced great success in building awareness of the services provided within the Student Services department such as academic interventions for struggling students and mental health supports that are available for all students. This goal has been developed so that Blue Ridge Academy can expand awareness of the support available for HMFY, EL and Low-income students using a similar approach.</p> <p>We believe that increased awareness of the available supports will lead to greater utilization of those resources. Through the school's climate survey, DELAC, and LCAP Parent and Student Advisory Group meetings, we learned that more parents and teachers would like knowledge of more resources and access for unduplicated students who are struggling academically.</p>	<p>This action is designed to address this need by enhancing student achievement, monitoring progress, and implementing best practices and strategies to increase outcomes for all students.</p> <p>We plan to adopt and implement a research-based and standards-aligned curriculum TK-12th ELD Curriculum to increase language acquisition and LTELs.</p>	<p>We will monitor progress by ensuring all EL students have access to targeted ELD curriculum and monitoring progress using EL interventions.</p> <p>(Goal 4, metric #5)</p>
<p>Goal 4 Action 3</p>	<p>This goal has been developed so that Blue Ridge Academy can expand awareness of the support available for HMFY, EL and Low-income students using a similar approach.</p> <p>We believe that increased awareness of the available supports will lead to greater utilization of those resources. Through the school's climate survey, DELAC, and LCAP Parent and Student Advisory Group meetings, we learned that more parents and teachers would like knowledge of more resources and access for unduplicated students who are struggling academically.</p>	<p>This action is designed to address this need by increasing awareness of the SEL Positive Action group offered to all students with a desired goal to increase the percentage of referrals from our Low Income students.</p>	<p>We will monitor the attendance rate of Low Income students referred to the SEL Positive Action program.</p> <p>(Goal 4, metric #4)</p>

Goal 4 Action 4	<p>This goal has been developed so that Blue Ridge Academy can expand awareness of the support available for HMFY, EL and Low-income students using a similar approach.</p> <p>We believe that increased awareness of the available supports will lead to greater utilization of those resources. Through the school's DELAC and LCAP Parent and Student Advisory Group meetings, we learned that more parents and teachers would like additional support provided to EL students in the area of writing.</p>	Adding additional writing support classes to increase English language proficiency progress, attendance, and language acquisition to further support LTELs.	<p>We will monitor progress made by EL and LTEL students specifically on reading and writing testing areas based on the increased class additions.</p> <p>(Goal 4, metric #5)</p>
Goal 4 Action 5	<p>This goal has been developed so that Blue Ridge Academy can expand awareness of the support available for HMFY, EL and Low-income students using a similar approach.</p> <p>We believe that increased awareness of the available supports will lead to greater utilization of those resources. Through the school's climate survey, DELAC, and LCAP Parent and Student Advisory Group meetings, we learned that more parents and teachers would like knowledge of more resources and access for unduplicated students who are struggling academically.</p>	Develop a data driven system to monitor the progress and needs of tier 2 intervention enrolled socioeconomically disadvantaged students in the area of math to better address and monitor the needs in the area of math performance.	<p>We will monitor progress using a data driven approach of low income students within the tier 2 Math intervention classes.</p> <p>(Goal 4, metric #3)</p>

For any limited action contributing to meeting the increased or improved services requirement that is associated with a Planned Percentage of Improved Services in the Contributing Summary Table rather than an expenditure of LCFF funds, describe the methodology that was used to determine the contribution of the action towards the proportional percentage, as applicable.

Not applicable

### ***Additional Concentration Grant Funding***

A description of the plan for how the additional concentration grant add-on funding identified above will be used to increase the number of staff providing direct services to students at schools that have a high concentration (above 55 percent) of foster youth, English learners, and low-income students, as applicable.

Not applicable

<b>Staff-to-student ratios by type of school and concentration of unduplicated students</b>	Schools with a student concentration of 55 percent or less	Schools with a student concentration of greater than 55 percent
Staff-to-student ratio of classified staff providing direct services to students	70.31:1	N/A
Staff-to-student ratio of certificated staff providing direct services to students	18.97:1	N/A

## 23-24 Annual Update Table

Totals:	Last Year's Total Planned Expenditures (Total Funds)	Total Estimated Actual Expenditures (Total Funds)
Totals:	\$ 10,701,707.01	\$ 10,667,463.41

Last Year's Goal #	Last Year's Action #	Prior Action/Service Title	Contributed to Increased or Improved Services?	Last Year's Planned Expenditures (Total Funds)	Estimated Actual Expenditures (Input Total Funds)
1	1	Professional Development student achievement & resources	Yes	\$ 60,000	\$ 751,536
1	2	Parent Resources	Yes	\$ 63,206	\$ 1,094,536
1	3	Equitable Access	Yes	\$ 3,694,359	\$ 2,246,919
1	4	Content Specialist Expansion	Yes	\$ 850,192	\$ 622,902
1	5	Teacher Credential Programs	Yes	\$ 46,488	\$ 22,460
2	1	Professional Development - Provision to student supprt through MTSS	Yes	\$ 179,007	\$ 1,103,286
2	2	Administration of diagnostic assessments	Yes	\$ 120,000	\$ 337,886
2	3	Provision of targeted support to meet proficiency	Yes	\$ 1,278,800	\$ 934,305
2	4	Targeted focus for SWD EL FY and LI students	Yes	\$ 2,146,673	\$ 936,953
3	1	CTE Pathways & College & Career Readiness Professional Development	Yes	\$ 109,274	\$ 916,752
3	2	Using CAASPP & Star 360 Data to guide academic support	Yes	\$ 1,208,000	\$ 357,236
3	3	Professional Development - English Learner & Social Emotional Learning	Yes	\$ 69,208	\$ 22,379
3	4	Students with Disabilities Certificate of Completion	Yes	\$ 395,150	\$ 680,111
4	1	Family Engagement	Yes	\$ 31,850	\$ 133,780
4	2	Translation Support	Yes	\$ 9,000	\$ 9,409
4	3	Stakeholder Training	Yes	\$ 440,500	\$ 497,014

## 23-24 Contributing Actions Annual Update Table

6. Estimated Actual LCFF Supplemental and/or Concentration Grants (Input Dollar Amount)	4. Total Planned Contributing Expenditures (LCFF Funds)	7. Total Estimated Actual Expenditures for Contributing Actions (LCFF Funds)	Difference Between Planned and Estimated Actual Expenditures for Contributing Actions (Subtract 7 from 4)	5. Total Planned Percentage of Improved Services (%)	8. Total Estimated Actual Percentage of Improved Services (%)	Difference Between Planned and Estimated Actual Percentage of Improved Services (Subtract 5 from 8)
\$ 5,821,702	\$ 10,701,707	\$ 10,667,463	\$ 34,244	0.00%	0.00%	0.00% - No Difference

Last Year's Goal #	Last Year's Action #	Prior Action/Service Title	Contributed to Increased or Improved Services?	Last Year's Planned Expenditures for Contributing Actions (LCFF Funds)	Estimated Actual Expenditures for Contributing Actions (Input LCFF Funds)	Planned Percentage of Improved Services	Estimated Actual Percentage of Improved Services (Input Percentage)
1	1	Professional Development student achievement & resources	Yes	\$ 60,000	\$ 751,536.25	0.00%	0.00%
1	2	Parent Resources	Yes	\$ 63,206	\$ 1,094,535.51	0.00%	0.00%
1	3	Equitable Access	Yes	\$ 3,694,359	\$ 2,246,919.40	0.00%	0.00%
1	4	Content Specialist Expansion	Yes	\$ 850,192	\$ 622,901.72	0.00%	0.00%
1	5	Teacher Credential Programs	Yes	\$ 46,488	\$ 22,460.00	0.00%	0.00%
2	1	Professional Development - Provision to student support through MTSS	Yes	\$ 179,007	\$ 1,103,286.44	0.00%	0.00%
2	2	Administration of diagnostic assessments	Yes	\$ 120,000	\$ 337,885.67	0.00%	0.00%
2	3	Provision of targeted support to meet proficiency	Yes	\$ 1,278,800	\$ 934,305.00	0.00%	0.00%
2	4	Targeted focus for SWD EL FY and LI students	Yes	\$ 2,146,673	\$ 936,952.76	0.00%	0.00%
3	1	CTE Pathways & College & Career Readiness Professional Development	Yes	\$ 109,274	\$ 916,751.81	0.00%	0.00%
3	2	Using CAASPP & Star 360 Data to guide academic support	Yes	\$ 1,208,000	\$ 357,235.79	0.00%	0.00%
3	3	Professional Development - English Learner & Social Emotional Learning	Yes	\$ 69,208	\$ 22,379.03	0.00%	0.00%
3	4	Students with Disabilities Certificate of Completion	Yes	\$ 395,150	\$ 680,110.53	0.00%	0.00%
4	1	Family Engagement	Yes	\$ 31,850	\$ 133,780.46	0.00%	0.00%
4	2	Translation Support	Yes	\$ 9,000	\$ 9,408.60	0.00%	0.00%
4	3	Stakeholder Training	Yes	\$ 440,500	\$ 497,014.44	0.00%	0.00%
				\$-	\$-	0.00%	0.00%

23-24 LCFF Carryover Table

9. Estimated Actual LCFF Base Grant (Input Dollar Amount)	6. Estimated Actual LCFF Supplemental and/or Concentration Grants	LCFF Carryover — Percentage (Percentage from Prior Year)	10. Total Percentage to Increase or Improve Services for the Current School Year (6 divided by 9 + Carryover %)	7. Total Estimated Actual Expenditures for Contributing Actions (LCFF Funds)	8. Total Estimated Actual Percentage of Improved Services (%)	11. Estimated Actual Percentage of Increased or Improved Services (7 divided by 9, plus 8)	12. LCFF Carryover — Dollar Amount (Subtract 11 from 10 and multiply by 9)	13. LCFF Carryover — Percentage (12 divided by 9)
\$ 75,777,271	\$ 5,821,702	0.00%	7.68%	\$ 10,667,463	0.00%	14.08%	\$0.00 - No Carryover	0.00% - No Carryover



# Local Control and Accountability Plan Instructions

[Plan Summary](#)

[Engaging Educational Partners](#)

[Goals and Actions](#)

[Increased or Improved Services for Foster Youth, English Learners, and Low-Income Students](#)

*For additional questions or technical assistance related to the completion of the Local Control and Accountability Plan (LCAP) template, please contact the local county office of education (COE), or the California Department of Education's (CDE's) Local Agency Systems Support Office, by phone at 916-319-0809 or by email at [LCFF@cde.ca.gov](mailto:LCFF@cde.ca.gov).*

## Introduction and Instructions

The Local Control Funding Formula (LCFF) requires local educational agencies (LEAs) to engage their local educational partners in an annual planning process to evaluate their progress within eight state priority areas encompassing all statutory metrics (COEs have 10 state priorities). LEAs document the results of this planning process in the LCAP using the template adopted by the State Board of Education.

The LCAP development process serves three distinct, but related functions:

- **Comprehensive Strategic Planning:** The process of developing and annually updating the LCAP supports comprehensive strategic planning, particularly to address and reduce disparities in opportunities and outcomes between student groups indicated by the California School Dashboard (California *Education Code* [EC] Section 52064[e][1]). Strategic planning that is comprehensive connects budgetary decisions to teaching and learning performance data. LEAs should continually evaluate the hard choices they make about the use of limited resources to meet student and community needs to ensure opportunities and outcomes are improved for all students.
- **Meaningful Engagement of Educational Partners:** The LCAP development process should result in an LCAP that reflects decisions made through meaningful engagement (EC Section 52064[e][1]). Local educational partners possess valuable perspectives and insights about an LEA's programs and services. Effective strategic planning will incorporate these perspectives and insights in order to identify potential goals and actions to be included in the LCAP.
- **Accountability and Compliance:** The LCAP serves an important accountability function because the nature of some LCAP template sections require LEAs to show that they have complied with various requirements specified in the LCFF statutes and regulations, most notably:
  - Demonstrating that LEAs are increasing or improving services for foster youth, English learners, including long-term English learners, and low-income students in proportion to the amount of additional funding those students generate under LCFF (EC Section 52064[b][4-6]).

- o Establishing goals, supported by actions and related expenditures, that address the statutory priority areas and statutory metrics (*EC* sections 52064[b][1] and [2]).
  - **NOTE:** As specified in *EC* Section 62064(b)(1), the LCAP must provide a description of the annual goals, for all pupils and each subgroup of pupils identified pursuant to *EC* Section 52052, to be achieved for each of the state priorities. Beginning in 2023–24, *EC* Section 52052 identifies long-term English learners as a separate and distinct pupil subgroup with a numerical significance at 15 students.
- o Annually reviewing and updating the LCAP to reflect progress toward the goals (*EC* Section 52064[b][7]).
- o Ensuring that all increases attributable to supplemental and concentration grant calculations, including concentration grant add-on funding and/or LCFF carryover, are reflected in the LCAP (*EC* sections 52064[b][6], [8], and [11]).

The LCAP template, like each LEA’s final adopted LCAP, is a document, not a process. LEAs must use the template to memorialize the outcome of their LCAP development process, which must: (a) reflect comprehensive strategic planning, particularly to address and reduce disparities in opportunities and outcomes between student groups indicated by the California School Dashboard (Dashboard), (b) through meaningful engagement with educational partners that (c) meets legal requirements, as reflected in the final adopted LCAP. The sections included within the LCAP template do not and cannot reflect the full development process, just as the LCAP template itself is not intended as a tool for engaging educational partners.

If a county superintendent of schools has jurisdiction over a single school district, the county board of education and the governing board of the school district may adopt and file for review and approval a single LCAP consistent with the requirements in *EC* sections 52060, 52062, 52066, 52068, and 52070. The LCAP must clearly articulate to which entity’s budget (school district or county superintendent of schools) all budgeted and actual expenditures are aligned.

The revised LCAP template for the 2024–25, 2025–26, and 2026–27 school years reflects statutory changes made through Senate Bill 114 (Committee on Budget and Fiscal Review), Chapter 48, Statutes of 2023.

At its most basic, the adopted LCAP should attempt to distill not just what the LEA is doing for students in transitional kindergarten through grade twelve (TK–12), but also allow educational partners to understand why, and whether those strategies are leading to improved opportunities and outcomes for students. LEAs are strongly encouraged to use language and a level of detail in their adopted LCAPs intended to be meaningful and accessible for the LEA’s diverse educational partners and the broader public.

In developing and finalizing the LCAP for adoption, LEAs are encouraged to keep the following overarching frame at the forefront of the strategic planning and educational partner engagement functions:

Given present performance across the state priorities and on indicators in the Dashboard, how is the LEA using its budgetary resources to respond to TK–12 student and community needs, and address any performance gaps, including by meeting its obligation to increase or improve services for foster youth, English learners, and low-income students?

LEAs are encouraged to focus on a set of metrics and actions which, based on research, experience, and input gathered from educational partners, the LEA believes will have the biggest impact on behalf of its TK–12 students.

These instructions address the requirements for each section of the LCAP, but may include information about effective practices when developing the LCAP and completing the LCAP document. Additionally, the beginning of each template section includes information emphasizing the purpose that section serves.

# Plan Summary

## Purpose

A well-developed Plan Summary section provides a meaningful context for the LCAP. This section provides information about an LEA's community as well as relevant information about student needs and performance. In order to present a meaningful context for the rest of the LCAP, the content of this section should be clearly and meaningfully related to the content included throughout each subsequent section of the LCAP.

## Requirements and Instructions

### *General Information*

A description of the LEA, its schools, and its students in grades transitional kindergarten–12, as applicable to the LEA.

Briefly describe the LEA, its schools, and its students in grades TK–12, as applicable to the LEA.

- For example, information about an LEA in terms of geography, enrollment, employment, the number and size of specific schools, recent community challenges, and other such information the LEA may wish to include can enable a reader to more fully understand the LEA's LCAP.
- As part of this response, identify all schools within the LEA receiving Equity Multiplier funding.

### *Reflections: Annual Performance*

A reflection on annual performance based on a review of the California School Dashboard (Dashboard) and local data.

Reflect on the LEA's annual performance on the Dashboard and local data. This may include both successes and challenges identified by the LEA during the development process.

LEAs are encouraged to highlight how they are addressing the identified needs of student groups, and/or schools within the LCAP as part of this response.

As part of this response, the LEA must identify the following, which will remain unchanged during the three-year LCAP cycle:

- Any school within the LEA that received the lowest performance level on one or more state indicators on the 2023 Dashboard;
- Any student group within the LEA that received the lowest performance level on one or more state indicators on the 2023 Dashboard; and/or

- Any student group within a school within the LEA that received the lowest performance level on one or more state indicators on the 2023 Dashboard.

## ***Reflections: Technical Assistance***

As applicable, a summary of the work underway as part of technical assistance.

Annually identify the reason(s) the LEA is eligible for or has requested technical assistance consistent with *EC* sections 47607.3, 52071, 52071.5, 52072, or 52072.5, and provide a summary of the work underway as part of receiving technical assistance. The most common form of this technical assistance is frequently referred to as Differentiated Assistance, however this also includes LEAs that have requested technical assistance from their COE.

- If the LEA is not eligible for or receiving technical assistance, the LEA may respond to this prompt as “Not Applicable.”

## ***Comprehensive Support and Improvement***

An LEA with a school or schools identified for comprehensive support and improvement (CSI) under the Every Student Succeeds Act must respond to the following prompts:

### **Schools Identified**

A list of the schools in the LEA that are eligible for comprehensive support and improvement.

- Identify the schools within the LEA that have been identified for CSI.

### **Support for Identified Schools**

A description of how the LEA has or will support its eligible schools in developing comprehensive support and improvement plans.

- Describe how the LEA has or will support the identified schools in developing CSI plans that included a school-level needs assessment, evidence-based interventions, and the identification of any resource inequities to be addressed through the implementation of the CSI plan.

### **Monitoring and Evaluating Effectiveness**

A description of how the LEA will monitor and evaluate the plan to support student and school improvement.

- Describe how the LEA will monitor and evaluate the implementation and effectiveness of the CSI plan to support student and school improvement.

## **Engaging Educational Partners**

# Purpose

Significant and purposeful engagement of parents, students, educators, and other educational partners, including those representing the student groups identified by LCFF, is critical to the development of the LCAP and the budget process. Consistent with statute, such engagement should support comprehensive strategic planning, particularly to address and reduce disparities in opportunities and outcomes between student groups indicated by the Dashboard, accountability, and improvement across the state priorities and locally identified priorities (*EC* Section 52064[e][1]). Engagement of educational partners is an ongoing, annual process.

This section is designed to reflect how the engagement of educational partners influenced the decisions reflected in the adopted LCAP. The goal is to allow educational partners that participated in the LCAP development process and the broader public to understand how the LEA engaged educational partners and the impact of that engagement. LEAs are encouraged to keep this goal in the forefront when completing this section.

## Requirements

**School districts and COEs:** *EC* sections [52060\(g\) \(California Legislative Information\)](#) and [52066\(g\) \(California Legislative Information\)](#) specify the educational partners that must be consulted when developing the LCAP:

- Teachers,
- Principals,
- Administrators,
- Other school personnel,
- Local bargaining units of the LEA,
- Parents, and
- Students

A school district or COE receiving Equity Multiplier funds must also consult with educational partners at schools generating Equity Multiplier funds in the development of the LCAP, specifically, in the development of the required focus goal for each applicable school.

Before adopting the LCAP, school districts and COEs must share it with the applicable committees, as identified below under Requirements and Instructions. The superintendent is required by statute to respond in writing to the comments received from these committees. School districts and COEs must also consult with the special education local plan area administrator(s) when developing the LCAP.

**Charter schools:** *EC* Section [47606.5\(d\) \(California Legislative Information\)](#) requires that the following educational partners be consulted with when developing the LCAP:

- Teachers,
- Principals,
- Administrators,
- Other school personnel,
- Parents, and

- Students

A charter school receiving Equity Multiplier funds must also consult with educational partners at the school generating Equity Multiplier funds in the development of the LCAP, specifically, in the development of the required focus goal for the school.

The LCAP should also be shared with, and LEAs should request input from, schoolsite-level advisory groups, as applicable (e.g., schoolsite councils, English Learner Advisory Councils, student advisory groups, etc.), to facilitate alignment between schoolsite and district-level goals. Information and resources that support effective engagement, define student consultation, and provide the requirements for advisory group composition, can be found under Resources on the [CDE's LCAP webpage](#).

Before the governing board/body of an LEA considers the adoption of the LCAP, the LEA must meet the following legal requirements:

- For school districts, see [Education Code Section 52062 \(California Legislative Information\)](#);
  - **Note:** Charter schools using the LCAP as the School Plan for Student Achievement must meet the requirements of *EC* Section 52062(a).
- For COEs, see [Education Code Section 52068 \(California Legislative Information\)](#); and
- For charter schools, see [Education Code Section 47606.5 \(California Legislative Information\)](#).
- **NOTE:** As a reminder, the superintendent of a school district or COE must respond, in writing, to comments received by the applicable committees identified in the *Education Code* sections listed above. This includes the parent advisory committee and may include the English learner parent advisory committee and, as of July 1, 2024, the student advisory committee, as applicable.

## Instructions

### ***Respond to the prompts as follows:***

A summary of the process used to engage educational partners in the development of the LCAP.

School districts and county offices of education must, at a minimum, consult with teachers, principals, administrators, other school personnel, local bargaining units, parents, and students in the development of the LCAP.

Charter schools must, at a minimum, consult with teachers, principals, administrators, other school personnel, parents, and students in the development of the LCAP.

An LEA receiving Equity Multiplier funds must also consult with educational partners at schools generating Equity Multiplier funds in the development of the LCAP, specifically, in the development of the required focus goal for each applicable school.

### ***Complete the table as follows:***

Educational Partners

Identify the applicable educational partner(s) or group(s) that were engaged in the development of the LCAP.

### Process for Engagement

Describe the engagement process used by the LEA to involve the identified educational partner(s) in the development of the LCAP. At a minimum, the LEA must describe how it met its obligation to consult with all statutorily required educational partners, as applicable to the type of LEA.

- A sufficient response to this prompt must include general information about the timeline of the process and meetings or other engagement strategies with educational partners. A response may also include information about an LEA's philosophical approach to engaging its educational partners.
- An LEA receiving Equity Multiplier funds must also include a summary of how it consulted with educational partners at schools generating Equity Multiplier funds in the development of the LCAP, specifically, in the development of the required focus goal for each applicable school.

A description of how the adopted LCAP was influenced by the feedback provided by educational partners.

Describe any goals, metrics, actions, or budgeted expenditures in the LCAP that were influenced by or developed in response to the educational partner feedback.

- A sufficient response to this prompt will provide educational partners and the public with clear, specific information about how the engagement process influenced the development of the LCAP. This may include a description of how the LEA prioritized requests of educational partners within the context of the budgetary resources available or otherwise prioritized areas of focus within the LCAP.
- An LEA receiving Equity Multiplier funds must include a description of how the consultation with educational partners at schools generating Equity Multiplier funds influenced the development of the adopted LCAP.
- For the purposes of this prompt, this may also include, but is not necessarily limited to:
  - Inclusion of a goal or decision to pursue a Focus Goal (as described below)
  - Inclusion of metrics other than the statutorily required metrics
  - Determination of the target outcome on one or more metrics
  - Inclusion of performance by one or more student groups in the Measuring and Reporting Results subsection
  - Inclusion of action(s) or a group of actions
  - Elimination of action(s) or group of actions
  - Changes to the level of proposed expenditures for one or more actions
  - Inclusion of action(s) as contributing to increased or improved services for unduplicated students
  - Analysis of effectiveness of the specific actions to achieve the goal
  - Analysis of material differences in expenditures
  - Analysis of changes made to a goal for the ensuing LCAP year based on the annual update process
  - Analysis of challenges or successes in the implementation of actions

# Goals and Actions

## Purpose

Well-developed goals will clearly communicate to educational partners what the LEA plans to accomplish, what the LEA plans to do in order to accomplish the goal, and how the LEA will know when it has accomplished the goal. A goal statement, associated metrics and expected outcomes, and the actions included in the goal must be in alignment. The explanation for why the LEA included a goal is an opportunity for LEAs to clearly communicate to educational partners and the public why, among the various strengths and areas for improvement highlighted by performance data and strategies and actions that could be pursued, the LEA decided to pursue this goal, and the related metrics, expected outcomes, actions, and expenditures.

A well-developed goal can be focused on the performance relative to a metric or metrics for all students, a specific student group(s), narrowing performance gaps, or implementing programs or strategies expected to impact outcomes. LEAs should assess the performance of their student groups when developing goals and the related actions to achieve such goals.

## Requirements and Instructions

LEAs should prioritize the goals, specific actions, and related expenditures included within the LCAP within one or more state priorities. LEAs must consider performance on the state and local indicators, including their locally collected and reported data for the local indicators that are included in the Dashboard, in determining whether and how to prioritize its goals within the LCAP. As previously stated, strategic planning that is comprehensive connects budgetary decisions to teaching and learning performance data. LEAs should continually evaluate the hard choices they make about the use of limited resources to meet student and community needs to ensure opportunities and outcomes are improved for all students, and to address and reduce disparities in opportunities and outcomes between student groups indicated by the Dashboard.

In order to support prioritization of goals, the LCAP template provides LEAs with the option of developing three different kinds of goals:

- **Focus Goal:** A Focus Goal is relatively more concentrated in scope and may focus on a fewer number of metrics to measure improvement. A Focus Goal statement will be time bound and make clear how the goal is to be measured.
  - All Equity Multiplier goals must be developed as focus goals. For additional information, see Required Focus Goal(s) for LEAs Receiving Equity Multiplier Funding below.
- **Broad Goal:** A Broad Goal is relatively less concentrated in its scope and may focus on improving performance across a wide range of metrics.
- **Maintenance of Progress Goal:** A Maintenance of Progress Goal includes actions that may be ongoing without significant changes and allows an LEA to track performance on any metrics not addressed in the other goals of the LCAP.

## Requirement to Address the LCFF State Priorities



At a minimum, the LCAP must address all LCFF priorities and associated metrics articulated in *EC* sections 52060(d) and 52066(d), as applicable to the LEA. The [LCFF State Priorities Summary](#) provides a summary of *EC* sections 52060(d) and 52066(d) to aid in the development of the LCAP.

Respond to the following prompts, as applicable:

**Focus Goal(s)**

Description

The description provided for a Focus Goal must be specific, measurable, and time bound.

- An LEA develops a Focus Goal to address areas of need that may require or benefit from a more specific and data intensive approach.
- The Focus Goal can explicitly reference the metric(s) by which achievement of the goal will be measured and the time frame according to which the LEA expects to achieve the goal.

Type of Goal

Identify the type of goal being implemented as a Focus Goal.

State Priorities addressed by this goal.

Identify each of the state priorities that this goal is intended to address.

An explanation of why the LEA has developed this goal.

Explain why the LEA has chosen to prioritize this goal.

- An explanation must be based on Dashboard data or other locally collected data.
- LEAs must describe how the LEA identified this goal for focused attention, including relevant consultation with educational partners.
- LEAs are encouraged to promote transparency and understanding around the decision to pursue a focus goal.

**Required Focus Goal(s) for LEAs Receiving Equity Multiplier Funding**

Description

LEAs receiving Equity Multiplier funding must include one or more focus goals for each school generating Equity Multiplier funding. In addition to addressing the focus goal requirements described above, LEAs must adhere to the following requirements.

Focus goals for Equity Multiplier schoolsites must address the following:

(A) All student groups that have the lowest performance level on one or more state indicators on the Dashboard, and

(B) Any underlying issues in the credentialing, subject matter preparation, and retention of the school's educators, if applicable.

- Focus Goals for each and every Equity Multiplier schoolsite must identify specific metrics for each identified student group, as applicable.
- An LEA may create a single goal for multiple Equity Multiplier schoolsites if those schoolsites have the same student group(s) performing at the lowest performance level on one or more state indicators on the Dashboard or, experience similar issues in the credentialing, subject matter preparation, and retention of the school's educators.
  - When creating a single goal for multiple Equity Multiplier schoolsites, the goal must identify the student groups and the performance levels on the Dashboard that the Focus Goal is addressing; or,
  - The common issues the schoolsites are experiencing in credentialing, subject matter preparation, and retention of the school's educators, if applicable.

#### Type of Goal

Identify the type of goal being implemented as an Equity Multiplier Focus Goal.

#### State Priorities addressed by this goal.

Identify each of the state priorities that this goal is intended to address.

#### An explanation of why the LEA has developed this goal.

Explain why the LEA has chosen to prioritize this goal.

- An explanation must be based on Dashboard data or other locally collected data.
- LEAs must describe how the LEA identified this goal for focused attention, including relevant consultation with educational partners.
- LEAs are encouraged to promote transparency and understanding around the decision to pursue a focus goal.
- In addition to this information, the LEA must also identify:
  - The school or schools to which the goal applies

LEAs are encouraged to approach an Equity Multiplier goal from a wholistic standpoint, considering how the goal might maximize student outcomes through the use of LCFF and other funding in addition to Equity Multiplier funds.

- Equity Multiplier funds must be used to supplement, not supplant, funding provided to Equity Multiplier schoolsites for purposes of the LCFF, the Expanded Learning Opportunities Program (ELO-P), the Literacy Coaches and Reading Specialists (LCRS) Grant Program, and/or the California Community Schools Partnership Program (CCSPP).
- This means that Equity Multiplier funds must not be used to replace funding that an Equity Multiplier schoolsite would otherwise receive to implement LEA-wide actions identified in the LCAP or that an Equity Multiplier schoolsite would otherwise receive to implement provisions of the ELO-P, the LCRS, and/or the CCSPP.

**Note:** EC Section [42238.024\(b\)\(1\) \(California Legislative Information\)](#) requires that Equity Multiplier funds be used for the provision of evidence-based services and supports for students. Evidence-based services and supports are based on objective evidence that has informed the design of the service or support and/or guides the modification of those services and supports. Evidence-based supports and strategies are most commonly based on educational research and/or metrics of LEA, school, and/or student performance.

## ***Broad Goal***

### Description

Describe what the LEA plans to achieve through the actions included in the goal.

- The description of a broad goal will be clearly aligned with the expected measurable outcomes included for the goal.
- The goal description organizes the actions and expected outcomes in a cohesive and consistent manner.
- A goal description is specific enough to be measurable in either quantitative or qualitative terms. A broad goal is not as specific as a focus goal. While it is specific enough to be measurable, there are many different metrics for measuring progress toward the goal.

### Type of Goal

Identify the type of goal being implemented as a Broad Goal.

State Priorities addressed by this goal.

Identify each of the state priorities that this goal is intended to address.

An explanation of why the LEA has developed this goal.

Explain why the LEA developed this goal and how the actions and metrics grouped together will help achieve the goal.

## ***Maintenance of Progress Goal***

### Description

Describe how the LEA intends to maintain the progress made in the LCFF State Priorities not addressed by the other goals in the LCAP.

- Use this type of goal to address the state priorities and applicable metrics not addressed within the other goals in the LCAP.
- The state priorities and metrics to be addressed in this section are those for which the LEA, in consultation with educational partners, has determined to maintain actions and monitor progress while focusing implementation efforts on the actions covered by other goals in the LCAP.

#### Type of Goal

Identify the type of goal being implemented as a Maintenance of Progress Goal.

State Priorities addressed by this goal.

Identify each of the state priorities that this goal is intended to address.

An explanation of why the LEA has developed this goal.

Explain how the actions will sustain the progress exemplified by the related metrics.

### ***Measuring and Reporting Results:***

For each LCAP year, identify the metric(s) that the LEA will use to track progress toward the expected outcomes.

- LEAs must identify metrics for specific student groups, as appropriate, including expected outcomes that address and reduce disparities in outcomes between student groups.
- The metrics may be quantitative or qualitative; but at minimum, an LEA's LCAP must include goals that are measured using all of the applicable metrics for the related state priorities, in each LCAP year, as applicable to the type of LEA.
- To the extent a state priority does not specify one or more metrics (e.g., implementation of state academic content and performance standards), the LEA must identify a metric to use within the LCAP. For these state priorities, LEAs are encouraged to use metrics based on or reported through the relevant local indicator self-reflection tools within the Dashboard.
- **Required metrics for LEA-wide actions:** For each action identified as 1) contributing towards the requirement to increase or improve services for foster youth, English learners, including long-term English learners, and low-income students and 2) being provided on an LEA-wide basis, the LEA must identify one or more metrics to monitor the effectiveness of the action and its budgeted expenditures.
  - o These required metrics may be identified within the action description or the first prompt in the increased or improved services section, however the description must clearly identify the metric(s) being used to monitor the effectiveness of the action and the action(s) that the metric(s) apply to.
- **Required metrics for Equity Multiplier goals:** For each Equity Multiplier goal, the LEA must identify:

- o The specific metrics for each identified student group at each specific schoolsite, as applicable, to measure the progress toward the goal, and/or
- o The specific metrics used to measure progress in meeting the goal related to credentialing, subject matter preparation, or educator retention at each specific schoolsite.

Complete the table as follows:

#### Metric #

- Enter the metric number.

#### Metric

- Identify the standard of measure being used to determine progress towards the goal and/or to measure the effectiveness of one or more actions associated with the goal.

#### Baseline

- Enter the baseline when completing the LCAP for 2024–25.
  - o Use the most recent data associated with the metric available at the time of adoption of the LCAP for the first year of the three-year plan. LEAs may use data as reported on the 2023 Dashboard for the baseline of a metric only if that data represents the most recent available data (e.g., high school graduation rate).
  - o Using the most recent data available may involve reviewing data the LEA is preparing for submission to the California Longitudinal Pupil Achievement Data System (CALPADS) or data that the LEA has recently submitted to CALPADS.
  - o Indicate the school year to which the baseline data applies.
  - o The baseline data must remain unchanged throughout the three-year LCAP.
    - This requirement is not intended to prevent LEAs from revising the baseline data if it is necessary to do so. For example, if an LEA identifies that its data collection practices for a particular metric are leading to inaccurate data and revises its practice to obtain accurate data, it would also be appropriate for the LEA to revise the baseline data to align with the more accurate data process and report its results using the accurate data.
    - If an LEA chooses to revise its baseline data, then, at a minimum, it must clearly identify the change as part of its response to the description of changes prompt in the Goal Analysis for the goal. LEAs are also strongly encouraged to involve their educational partners in the decision of whether or not to revise a baseline and to communicate the proposed change to their educational partners.

- o Note for Charter Schools: Charter schools developing a one- or two-year LCAP may identify a new baseline each year, as applicable.

### Year 1 Outcome

- When completing the LCAP for 2025–26, enter the most recent data available. Indicate the school year to which the data applies.
  - o Note for Charter Schools: Charter schools developing a one-year LCAP may provide the Year 1 Outcome when completing the LCAP for both 2025–26 and 2026–27 or may provide the Year 1 Outcome for 2025–26 and provide the Year 2 Outcome for 2026–27.

### Year 2 Outcome

- When completing the LCAP for 2026–27, enter the most recent data available. Indicate the school year to which the data applies.
  - o Note for Charter Schools: Charter schools developing a one-year LCAP may identify the Year 2 Outcome as not applicable when completing the LCAP for 2026–27 or may provide the Year 2 Outcome for 2026–27.

### Target for Year 3 Outcome

- When completing the first year of the LCAP, enter the target outcome for the relevant metric the LEA expects to achieve by the end of the three-year LCAP cycle.
  - o Note for Charter Schools: Charter schools developing a one- or two-year LCAP may identify a Target for Year 1 or Target for Year 2, as applicable.

### Current Difference from Baseline

- When completing the LCAP for 2025–26 and 2026–27, enter the current difference between the baseline and the yearly outcome, as applicable.
  - o Note for Charter Schools: Charter schools developing a one- or two-year LCAP will identify the current difference between the baseline and the yearly outcome for Year 1 and/or the current difference between the baseline and the yearly outcome for Year 2, as applicable.

Timeline for school districts and COEs for completing the “**Measuring and Reporting Results**” part of the Goal.

Metric	Baseline	Year 1 Outcome	Year 2 Outcome	Target for Year 3 Outcome	Current Difference from Baseline
Enter information in this box when completing the LCAP for <b>2024–25</b> or when adding a new metric.	Enter information in this box when completing the LCAP for <b>2024–25</b> or when adding a new metric.	Enter information in this box when completing the LCAP for <b>2025–26</b> . Leave blank until then.	Enter information in this box when completing the LCAP for <b>2026–27</b> . Leave blank until then.	Enter information in this box when completing the LCAP for <b>2024–25</b> or when adding a new metric.	Enter information in this box when completing the LCAP for <b>2025–26</b> and <b>2026–27</b> . Leave blank until then.

**Goal Analysis:**

Enter the LCAP Year.

Using actual annual measurable outcome data, including data from the Dashboard, analyze whether the planned actions were effective towards achieving the goal. “Effective” means the degree to which the planned actions were successful in producing the target result. Respond to the prompts as instructed.

**Note:** When completing the 2024–25 LCAP, use the 2023–24 Local Control and Accountability Plan Annual Update template to complete the Goal Analysis and identify the Goal Analysis prompts in the 2024–25 LCAP as “Not Applicable.”

A description of overall implementation, including any substantive differences in planned actions and actual implementation of these actions, and any relevant challenges and successes experienced with implementation.

- Describe the overall implementation of the actions to achieve the articulated goal, including relevant challenges and successes experienced with implementation.
  - Include a discussion of relevant challenges and successes experienced with the implementation process.
  - This discussion must include any instance where the LEA did not implement a planned action or implemented a planned action in a manner that differs substantively from how it was described in the adopted LCAP.

An explanation of material differences between Budgeted Expenditures and Estimated Actual Expenditures and/or Planned Percentages of Improved Services and Estimated Actual Percentages of Improved Services.

- Explain material differences between Budgeted Expenditures and Estimated Actual Expenditures and between the Planned Percentages of Improved Services and Estimated Actual Percentages of Improved Services, as applicable. Minor variances in expenditures or percentages do not need to be addressed, and a dollar-for-dollar accounting is not required.

A description of the effectiveness or ineffectiveness of the specific actions to date in making progress toward the goal.

- Describe the effectiveness or ineffectiveness of the specific actions to date in making progress toward the goal. “Effectiveness” means the degree to which the actions were successful in producing the target result and “ineffectiveness” means that the actions did not produce any significant or targeted result.
  - In some cases, not all actions in a goal will be intended to improve performance on all of the metrics associated with the goal.
  - When responding to this prompt, LEAs may assess the effectiveness of a single action or group of actions within the goal in the context of performance on a single metric or group of specific metrics within the goal that are applicable to the action(s). Grouping actions with metrics will allow for more robust analysis of whether the strategy the LEA is using to impact a specified set of metrics is working and increase transparency for educational partners. LEAs are encouraged to use such an approach when goals include multiple actions and metrics that are not closely associated.
  - Beginning with the development of the 2024–25 LCAP, the LEA must change actions that have not proven effective over a three-year period.

A description of any changes made to the planned goal, metrics, target outcomes, or actions for the coming year that resulted from reflections on prior practice.

- Describe any changes made to this goal, expected outcomes, metrics, or actions to achieve this goal as a result of this analysis and analysis of the data provided in the Dashboard or other local data, as applicable.
  - As noted above, beginning with the development of the 2024–25 LCAP, the LEA must change actions that have not proven effective over a three-year period. For actions that have been identified as ineffective, the LEA must identify the ineffective action and must include a description of the following:
    - The reasons for the ineffectiveness, and
    - How changes to the action will result in a new or strengthened approach.

**Actions:**

Complete the table as follows. Add additional rows as necessary.

Action #

- Enter the action number.

Title

- Provide a short title for the action. This title will also appear in the action tables.



## Description

- Provide a brief description of the action.
  - For actions that contribute to meeting the increased or improved services requirement, the LEA may include an explanation of how each action is principally directed towards and effective in meeting the LEA's goals for unduplicated students, as described in the instructions for the Increased or Improved Services for Foster Youth, English Learners, and Low-Income Students section.
  - As previously noted, for each action identified as 1) contributing towards the requirement to increase or improve services for foster youth, English learners, including long-term English learners, and low-income students and 2) being provided on an LEA-wide basis, the LEA must identify one or more metrics to monitor the effectiveness of the action and its budgeted expenditures.
  - These required metrics may be identified within the action description or the first prompt in the increased or improved services section; however, the description must clearly identify the metric(s) being used to monitor the effectiveness of the action and the action(s) that the metric(s) apply to.

## Total Funds

- Enter the total amount of expenditures associated with this action. Budgeted expenditures from specific fund sources will be provided in the action tables.

## Contributing

- Indicate whether the action contributes to meeting the increased or improved services requirement as described in the Increased or Improved Services section using a “Y” for Yes or an “N” for No.
  - **Note:** for each such contributing action, the LEA will need to provide additional information in the Increased or Improved Services section to address the requirements in *California Code of Regulations*, Title 5 [5 CCR] Section 15496 in the Increased or Improved Services section of the LCAP.

**Actions for Foster Youth:** School districts, COEs, and charter schools that have a numerically significant foster youth student subgroup are encouraged to include specific actions in the LCAP designed to meet needs specific to foster youth students.

## Required Actions

- LEAs with 30 or more English learners and/or 15 or more long-term English learners must include specific actions in the LCAP related to, at a minimum:
  - Language acquisition programs, as defined in *EC* Section 306, provided to students, and
  - Professional development for teachers.

- o If an LEA has both 30 or more English learners and 15 or more long-term English learners, the LEA must include actions for both English learners and long-term English learners.
- LEAs eligible for technical assistance pursuant to *EC* sections 47607.3, 52071, 52071.5, 52072, or 52072.5, must include specific actions within the LCAP related to its implementation of the work underway as part of technical assistance. The most common form of this technical assistance is frequently referred to as Differentiated Assistance.
- LEAs that have Red Dashboard indicators for (1) a school within the LEA, (2) a student group within the LEA, and/or (3) a student group within any school within the LEA must include one or more specific actions within the LCAP:
  - o The specific action(s) must be directed towards the identified student group(s) and/or school(s) and must address the identified state indicator(s) for which the student group or school received the lowest performance level on the 2023 Dashboard. Each student group and/or school that receives the lowest performance level on the 2023 Dashboard must be addressed by one or more actions.
  - o These required actions will be effective for the three-year LCAP cycle.

## Increased or Improved Services for Foster Youth, English Learners, and Low-Income Students

### Purpose

A well-written Increased or Improved Services section provides educational partners with a comprehensive description, within a single dedicated section, of how an LEA plans to increase or improve services for its unduplicated students as defined in *EC* Section 42238.02 in grades TK–12 as compared to all students in grades TK–12, as applicable, and how LEA-wide or schoolwide actions identified for this purpose meet regulatory requirements. Descriptions provided should include sufficient detail yet be sufficiently succinct to promote a broader understanding of educational partners to facilitate their ability to provide input. An LEA’s description in this section must align with the actions included in the Goals and Actions section as contributing.

Please Note: For the purpose of meeting the Increased or Improved Services requirement and consistent with *EC* Section 42238.02, long-term English learners are included in the English learner student group.

### Statutory Requirements

An LEA is required to demonstrate in its LCAP how it is increasing or improving services for its students who are foster youth, English learners, and/or low-income, collectively referred to as unduplicated students, as compared to the services provided to all students in proportion to the increase in funding it receives based on the number and concentration of unduplicated students in the LEA (*EC* Section 42238.07[a][1], *EC* Section 52064[b][8][B]; 5 *CCR* Section 15496[a]). This proportionality percentage is also known as the “minimum proportionality percentage” or “MPP.” The manner in which an LEA demonstrates it is meeting its MPP is two-fold: (1) through the expenditure of LCFF funds or through the

identification of a Planned Percentage of Improved Services as documented in the Contributing Actions Table, and (2) through the explanations provided in the Increased or Improved Services for Foster Youth, English Learners, and Low-Income Students section.

To improve services means to grow services in quality and to increase services means to grow services in quantity. Services are increased or improved by those actions in the LCAP that are identified in the Goals and Actions section as contributing to the increased or improved services requirement, whether they are provided across the entire LEA (LEA-wide action), provided to an entire school (Schoolwide action), or solely provided to one or more unduplicated student group(s) (Limited action).

Therefore, for *any* action contributing to meet the increased or improved services requirement, the LEA must include an explanation of:

- How the action is increasing or improving services for the unduplicated student group(s) (Identified Needs and Action Design), and
- How the action meets the LEA's goals for its unduplicated pupils in the state and any local priority areas (Measurement of Effectiveness).

***LEA-wide and Schoolwide Actions***

In addition to the above required explanations, LEAs must provide a justification for why an LEA-wide or Schoolwide action is being provided to all students and how the action is intended to improve outcomes for unduplicated student group(s) as compared to all students.

- Conclusory statements that a service will help achieve an expected outcome for the goal, without an explicit connection or further explanation as to how, are not sufficient.
- Further, simply stating that an LEA has a high enrollment percentage of a specific student group or groups does not meet the increased or improved services standard because enrolling students is not the same as serving students.

***For School Districts Only***

Actions provided on an **LEA-wide** basis at **school districts with an unduplicated pupil percentage of less than 55 percent** must also include a description of how the actions are the most effective use of the funds to meet the district's goals for its unduplicated pupils in the state and any local priority areas. The description must provide the basis for this determination, including any alternatives considered, supporting research, experience, or educational theory.

Actions provided on a **Schoolwide** basis for **schools with less than 40 percent enrollment of unduplicated pupils** must also include a description of how these actions are the most effective use of the funds to meet the district's goals for its unduplicated pupils in the state and any local priority areas. The description must provide the basis for this determination, including any alternatives considered, supporting research, experience, or educational theory.

**Requirements and Instructions**

Complete the tables as follows:

Total Projected LCFF Supplemental and/or Concentration Grants

- Specify the amount of LCFF supplemental and concentration grant funds the LEA estimates it will receive in the coming year based on the number and concentration of foster youth, English learner, and low-income students. This amount includes the Additional 15 percent LCFF Concentration Grant.

#### Projected Additional 15 percent LCFF Concentration Grant

- Specify the amount of additional LCFF concentration grant add-on funding, as described in *EC* Section 42238.02, that the LEA estimates it will receive in the coming year.

#### Projected Percentage to Increase or Improve Services for the Coming School Year

- Specify the estimated percentage by which services for unduplicated pupils must be increased or improved as compared to the services provided to all students in the LCAP year as calculated pursuant to 5 *CCR* Section 15496(a)(7).

#### LCFF Carryover — Percentage

- Specify the LCFF Carryover — Percentage identified in the LCFF Carryover Table. If a carryover percentage is not identified in the LCFF Carryover Table, specify a percentage of zero (0.00%).

#### LCFF Carryover — Dollar

- Specify the LCFF Carryover — Dollar amount identified in the LCFF Carryover Table. If a carryover amount is not identified in the LCFF Carryover Table, specify an amount of zero (\$0).

#### Total Percentage to Increase or Improve Services for the Coming School Year

- Add the Projected Percentage to Increase or Improve Services for the Coming School Year and the Proportional LCFF Required Carryover Percentage and specify the percentage. This is the LEA's percentage by which services for unduplicated pupils must be increased or improved as compared to the services provided to all students in the LCAP year, as calculated pursuant to 5 *CCR* Section 15496(a)(7).

## Required Descriptions:

### ***LEA-wide and Schoolwide Actions***

For each action being provided to an entire LEA or school, provide an explanation of (1) the unique identified need(s) of the unduplicated student group(s) for whom the action is principally directed, (2) how the action is designed to address the identified need(s) and why it is being provided on an LEA or schoolwide basis, and (3) the metric(s) used to measure the effectiveness of the action in improving outcomes for the unduplicated student group(s).

If the LEA has provided this required description in the Action Descriptions, state as such within the table.

Complete the table as follows:

**Identified Need(s)**

Provide an explanation of the unique identified need(s) of the LEA’s unduplicated student group(s) for whom the action is principally directed.

An LEA demonstrates how an action is principally directed towards an unduplicated student group(s) when the LEA explains the need(s), condition(s), or circumstance(s) of the unduplicated student group(s) identified through a needs assessment and how the action addresses them. A meaningful needs assessment includes, at a minimum, analysis of applicable student achievement data and educational partner feedback.

**How the Action(s) are Designed to Address Need(s) and Why it is Provided on an LEA-wide or Schoolwide Basis**

Provide an explanation of how the action as designed will address the unique identified need(s) of the LEA’s unduplicated student group(s) for whom the action is principally directed and the rationale for why the action is being provided on an LEA-wide or schoolwide basis.

- As stated above, conclusory statements that a service will help achieve an expected outcome for the goal, without an explicit connection or further explanation as to how, are not sufficient.
- Further, simply stating that an LEA has a high enrollment percentage of a specific student group or groups does not meet the increased or improved services standard because enrolling students is not the same as serving students.

**Metric(s) to Monitor Effectiveness**

Identify the metric(s) being used to measure the progress and effectiveness of the action(s).

**Note for COEs and Charter Schools:** In the case of COEs and charter schools, schoolwide and LEA-wide are considered to be synonymous.

**Limited Actions**

For each action being solely provided to one or more unduplicated student group(s), provide an explanation of (1) the unique identified need(s) of the unduplicated student group(s) being served, (2) how the action is designed to address the identified need(s), and (3) how the effectiveness of the action in improving outcomes for the unduplicated student group(s) will be measured.

If the LEA has provided the required descriptions in the Action Descriptions, state as such.

Complete the table as follows:

**Identified Need(s)**

Provide an explanation of the unique need(s) of the unduplicated student group(s) being served identified through the LEA’s needs assessment. A meaningful needs assessment includes, at a minimum, analysis of applicable student achievement data and educational partner feedback.

## How the Action(s) are Designed to Address Need(s)

Provide an explanation of how the action is designed to address the unique identified need(s) of the unduplicated student group(s) being served.

## Metric(s) to Monitor Effectiveness

Identify the metric(s) being used to measure the progress and effectiveness of the action(s).

For any limited action contributing to meeting the increased or improved services requirement that is associated with a Planned Percentage of Improved Services in the Contributing Summary Table rather than an expenditure of LCFF funds, describe the methodology that was used to determine the contribution of the action towards the proportional percentage, as applicable.

- For each action with an identified Planned Percentage of Improved Services, identify the goal and action number and describe the methodology that was used.
- When identifying a Planned Percentage of Improved Services, the LEA must describe the methodology that it used to determine the contribution of the action towards the proportional percentage. The percentage of improved services for an action corresponds to the amount of LCFF funding that the LEA estimates it would expend to implement the action if it were funded.
- For example, an LEA determines that there is a need to analyze data to ensure that instructional aides and expanded learning providers know what targeted supports to provide to students who are foster youth. The LEA could implement this action by hiring additional staff to collect and analyze data and to coordinate supports for students, which, based on the LEA's current pay scale, the LEA estimates would cost \$165,000. Instead, the LEA chooses to utilize a portion of existing staff time to analyze data relating to students who are foster youth. This analysis will then be shared with site principals who will use the data to coordinate services provided by instructional assistants and expanded learning providers to target support to students. In this example, the LEA would divide the estimated cost of \$165,000 by the amount of LCFF Funding identified in the Total Planned Expenditures Table and then convert the quotient to a percentage. This percentage is the Planned Percentage of Improved Services for the action.

## Additional Concentration Grant Funding

A description of the plan for how the additional concentration grant add-on funding identified above will be used to increase the number of staff providing direct services to students at schools that have a high concentration (above 55 percent) of foster youth, English learners, and low-income students, as applicable.

An LEA that receives the additional concentration grant add-on described in *EC* Section 42238.02 is required to demonstrate how it is using these funds to increase the number of staff who provide direct services to students at schools with an enrollment of unduplicated students that is greater than 55 percent as compared to the number of staff who provide direct services to students at schools with an enrollment of unduplicated students that is equal to or less than 55 percent. The staff who provide direct services to students must be certificated staff and/or classified staff employed by the LEA; classified staff includes custodial staff.

Provide the following descriptions, as applicable to the LEA:

- An LEA that does not receive a concentration grant or the concentration grant add-on must indicate that a response to this prompt is not applicable.
- Identify the goal and action numbers of the actions in the LCAP that the LEA is implementing to meet the requirement to increase the number of staff who provide direct services to students at schools with an enrollment of unduplicated students that is greater than 55 percent.
- An LEA that does not have comparison schools from which to describe how it is using the concentration grant add-on funds, such as a single-school LEA or an LEA that only has schools with an enrollment of unduplicated students that is greater than 55 percent, must describe how it is using the funds to increase the number of credentialed staff, classified staff, or both, including custodial staff, who provide direct services to students at selected schools and the criteria used to determine which schools require additional staffing support.
- In the event that an additional concentration grant add-on is not sufficient to increase staff providing direct services to students at a school with an enrollment of unduplicated students that is greater than 55 percent, the LEA must describe how it is using the funds to retain staff providing direct services to students at a school with an enrollment of unduplicated students that is greater than 55 percent.

Complete the table as follows:

- Provide the staff-to-student ratio of classified staff providing direct services to students with a concentration of unduplicated students that is 55 percent or less and the staff-to-student ratio of classified staff providing direct services to students at schools with a concentration of unduplicated students that is greater than 55 percent, as applicable to the LEA.
  - The LEA may group its schools by grade span (Elementary, Middle/Junior High, and High Schools), as applicable to the LEA.
  - The staff-to-student ratio must be based on the number of full-time equivalent (FTE) staff and the number of enrolled students as counted on the first Wednesday in October of each year.
- Provide the staff-to-student ratio of certificated staff providing direct services to students at schools with a concentration of unduplicated students that is 55 percent or less and the staff-to-student ratio of certificated staff providing direct services to students at schools with a concentration of unduplicated students that is greater than 55 percent, as applicable to the LEA.
  - The LEA may group its schools by grade span (Elementary, Middle/Junior High, and High Schools), as applicable to the LEA.
  - The staff-to-student ratio must be based on the number of FTE staff and the number of enrolled students as counted on the first Wednesday in October of each year.

# Action Tables

Complete the Total Planned Expenditures Table for each action in the LCAP. The information entered into this table will automatically populate the other Action Tables. Information is only entered into the Total Planned Expenditures Table, the Annual Update Table, the Contributing Actions Annual Update Table, and the LCFF Carryover Table. The word “input” has been added to column headers to aid in identifying the column(s) where information will be entered. Information is not entered on the remaining Action tables.

The following tables are required to be included as part of the LCAP adopted by the local governing board or governing body:

- Table 1: Total Planned Expenditures Table (for the coming LCAP Year)
- Table 2: Contributing Actions Table (for the coming LCAP Year)
- Table 3: Annual Update Table (for the current LCAP Year)
- Table 4: Contributing Actions Annual Update Table (for the current LCAP Year)
- Table 5: LCFF Carryover Table (for the current LCAP Year)

Note: The coming LCAP Year is the year that is being planned for, while the current LCAP year is the current year of implementation. For example, when developing the 2024–25 LCAP, 2024–25 will be the coming LCAP Year and 2023–24 will be the current LCAP Year.

## Total Planned Expenditures Table

In the Total Planned Expenditures Table, input the following information for each action in the LCAP for that applicable LCAP year:

- **LCAP Year:** Identify the applicable LCAP Year.
- **1. Projected LCFF Base Grant:** Provide the total amount estimated LCFF entitlement for the coming school year, excluding the supplemental and concentration grants and the add-ons for the Targeted Instructional Improvement Block Grant program, the former Home-to-School Transportation program, and the Small School District Transportation program, pursuant to 5 CCR Section 15496(a)(8). Note that the LCFF Base Grant for purposes of the LCAP also includes the Necessary Small Schools and Economic Recovery Target allowances for school districts, and County Operations Grant for COEs.  
  
See *EC* sections 2574 (for COEs) and 42238.02 (for school districts and charter schools), as applicable, for LCFF entitlement calculations.
- **2. Projected LCFF Supplemental and/or Concentration Grants:** Provide the total amount of LCFF supplemental and concentration grants estimated on the basis of the number and concentration of unduplicated students for the coming school year.
- **3. Projected Percentage to Increase or Improve Services for the Coming School Year:** This percentage will not be entered; it is calculated based on the Projected LCFF Base Grant and the Projected LCFF Supplemental and/or Concentration Grants, pursuant to 5 CCR Section 15496(a)(8). This is the percentage by which services for unduplicated pupils must be increased or improved as compared to the services provided to all students in the coming LCAP year.



- **LCFF Carryover — Percentage:** Specify the LCFF Carryover — Percentage identified in the LCFF Carryover Table from the prior LCAP year. If a carryover percentage is not identified in the LCFF Carryover Table, specify a percentage of zero (0.00%).
- **Total Percentage to Increase or Improve Services for the Coming School Year:** This percentage will not be entered; it is calculated based on the Projected Percentage to Increase or Improve Services for the Coming School Year and the LCFF Carryover — Percentage. ***This is the percentage by which the LEA must increase or improve services for unduplicated pupils as compared to the services provided to all students in the coming LCAP year.***
- **Goal #:** Enter the LCAP Goal number for the action.
- **Action #:** Enter the action's number as indicated in the LCAP Goal.
- **Action Title:** Provide a title of the action.
- **Student Group(s):** Indicate the student group or groups who will be the primary beneficiary of the action by entering "All," or by entering a specific student group or groups.
- **Contributing to Increased or Improved Services?:** Type "Yes" if the action is included as contributing to meeting the increased or improved services requirement; OR, type "No" if the action is **not** included as contributing to meeting the increased or improved services requirement.
- If "Yes" is entered into the Contributing column, then complete the following columns:
  - **Scope:** The scope of an action may be LEA-wide (i.e., districtwide, countywide, or charterwide), schoolwide, or limited. An action that is LEA-wide in scope upgrades the entire educational program of the LEA. An action that is schoolwide in scope upgrades the entire educational program of a single school. An action that is limited in its scope is an action that serves only one or more unduplicated student groups.
  - **Unduplicated Student Group(s):** Regardless of scope, contributing actions serve one or more unduplicated student groups. Indicate one or more unduplicated student groups for whom services are being increased or improved as compared to what all students receive.
  - **Location:** Identify the location where the action will be provided. If the action is provided to all schools within the LEA, the LEA must indicate "All Schools." If the action is provided to specific schools within the LEA or specific grade spans only, the LEA must enter "Specific Schools" or "Specific Grade Spans." Identify the individual school or a subset of schools or grade spans (e.g., all high schools or grades transitional kindergarten through grade five), as appropriate.
- **Time Span:** Enter "ongoing" if the action will be implemented for an indeterminate period of time. Otherwise, indicate the span of time for which the action will be implemented. For example, an LEA might enter "1 Year," or "2 Years," or "6 Months."
- **Total Personnel:** Enter the total amount of personnel expenditures utilized to implement this action.

- **Total Non-Personnel:** This amount will be automatically calculated based on information provided in the Total Personnel column and the Total Funds column.
- **LCFF Funds:** Enter the total amount of LCFF funds utilized to implement this action, if any. LCFF funds include all funds that make up an LEA's total LCFF target (i.e., base grant, grade span adjustment, supplemental grant, concentration grant, Targeted Instructional Improvement Block Grant, and Home-To-School Transportation).
  - **Note:** For an action to contribute towards meeting the increased or improved services requirement, it must include some measure of LCFF funding. The action may also include funding from other sources, however the extent to which an action contributes to meeting the increased or improved services requirement is based on the LCFF funding being used to implement the action.
- **Other State Funds:** Enter the total amount of Other State Funds utilized to implement this action, if any.
  - **Note:** Equity Multiplier funds must be included in the "Other State Funds" category, not in the "LCFF Funds" category. As a reminder, Equity Multiplier funds must be used to supplement, not supplant, funding provided to Equity Multiplier schoolsites for purposes of the LCFF, the ELO-P, the LCRS, and/or the CCSPP. This means that Equity Multiplier funds must not be used to replace funding that an Equity Multiplier schoolsite would otherwise receive to implement LEA-wide actions identified in the LEA's LCAP or that an Equity Multiplier schoolsite would otherwise receive to implement provisions of the ELO-P, the LCRS, and/or the CCSPP.
- **Local Funds:** Enter the total amount of Local Funds utilized to implement this action, if any.
- **Federal Funds:** Enter the total amount of Federal Funds utilized to implement this action, if any.
- **Total Funds:** This amount is automatically calculated based on amounts entered in the previous four columns.
- **Planned Percentage of Improved Services:** For any action identified as contributing, being provided on a Limited basis to unduplicated students, and that does not have funding associated with the action, enter the planned quality improvement anticipated for the action as a percentage rounded to the nearest hundredth (0.00%). A limited action is an action that only serves foster youth, English learners, and/or low-income students.
  - As noted in the instructions for the Increased or Improved Services section, when identifying a Planned Percentage of Improved Services, the LEA must describe the methodology that it used to determine the contribution of the action towards the proportional percentage. The percentage of improved services for an action corresponds to the amount of LCFF funding that the LEA estimates it would expend to implement the action if it were funded.

For example, an LEA determines that there is a need to analyze data to ensure that instructional aides and expanded learning providers know what targeted supports to provide to students who are foster youth. The LEA could implement this action by hiring additional staff to collect and analyze data and to coordinate supports for students, which, based on the LEA's current pay scale, the LEA estimates would cost \$165,000. Instead, the LEA chooses to utilize a portion of existing staff time to analyze data relating to students who are foster youth. This analysis will then be shared with site principals who will use the data to coordinate services

provided by instructional assistants and expanded learning providers to target support to students. In this example, the LEA would divide the estimated cost of \$165,000 by the amount of LCFF Funding identified in the Data Entry Table and then convert the quotient to a percentage. This percentage is the Planned Percentage of Improved Services for the action.

## Contributing Actions Table

As noted above, information will not be entered in the Contributing Actions Table; however, the ‘Contributing to Increased or Improved Services?’ column will need to be checked to ensure that only actions with a “Yes” are displaying. If actions with a “No” are displayed or if actions that are contributing are not displaying in the column, use the drop-down menu in the column header to filter only the “Yes” responses.

## Annual Update Table

In the Annual Update Table, provide the following information for each action in the LCAP for the relevant LCAP year:

- **Estimated Actual Expenditures:** Enter the total estimated actual expenditures to implement this action, if any.

## Contributing Actions Annual Update Table

In the Contributing Actions Annual Update Table, check the ‘Contributing to Increased or Improved Services?’ column to ensure that only actions with a “Yes” are displaying. If actions with a “No” are displayed or if actions that are contributing are not displaying in the column, use the drop-down menu in the column header to filter only the “Yes” responses. Provide the following information for each contributing action in the LCAP for the relevant LCAP year:

- **6. Estimated Actual LCFF Supplemental and/or Concentration Grants:** Provide the total amount of LCFF supplemental and concentration grants estimated based on the number and concentration of unduplicated students in the current school year.
- **Estimated Actual Expenditures for Contributing Actions:** Enter the total estimated actual expenditure of LCFF funds used to implement this action, if any.
- **Estimated Actual Percentage of Improved Services:** For any action identified as contributing, being provided on a Limited basis only to unduplicated students, and that does not have funding associated with the action, enter the total estimated actual quality improvement anticipated for the action as a percentage rounded to the nearest hundredth (0.00%).
  - o Building on the example provided above for calculating the Planned Percentage of Improved Services, the LEA in the example implements the action. As part of the annual update process, the LEA reviews implementation and student outcome data and determines that the action was implemented with fidelity and that outcomes for foster youth students improved. The LEA reviews the original estimated cost for the action and determines that had it hired additional staff to collect and analyze data and to coordinate supports for students that estimated actual cost would have been \$169,500 due to a cost of living adjustment. The LEA would divide the estimated actual cost of \$169,500 by the amount of LCFF Funding identified in the Data Entry Table and then convert the quotient to a percentage. This percentage is the Estimated Actual Percentage of Improved Services for the action.

# LCFF Carryover Table

- **9. Estimated Actual LCFF Base Grant:** Provide the total amount of estimated LCFF Target Entitlement for the current school year, excluding the supplemental and concentration grants and the add-ons for the Targeted Instructional Improvement Block Grant program, the former Home-to-School Transportation program, and the Small School District Transportation program, pursuant to 5 CCR Section 15496(a)(8). Note that the LCFF Base Grant for purposes of the LCAP also includes the Necessary Small Schools and Economic Recovery Target allowances for school districts, and County Operations Grant for COEs. See *EC* sections 2574 (for COEs) and 42238.02 (for school districts and charter schools), as applicable, for LCFF entitlement calculations.
- **10. Total Percentage to Increase or Improve Services for the Current School Year:** This percentage will not be entered. The percentage is calculated based on the amounts of the Estimated Actual LCFF Base Grant (9) and the Estimated Actual LCFF Supplemental and/or Concentration Grants (6), pursuant to 5 CCR Section 15496(a)(8), plus the LCFF Carryover – Percentage from the prior year. This is the percentage by which services for unduplicated pupils must be increased or improved as compared to the services provided to all students in the current LCAP year.

## Calculations in the Action Tables

To reduce the duplication of effort of LEAs, the Action Tables include functionality such as pre-population of fields and cells based on the information provided in the Data Entry Table, the Annual Update Summary Table, and the Contributing Actions Table. For transparency, the functionality and calculations used are provided below.

### Contributing Actions Table

- **4. Total Planned Contributing Expenditures (LCFF Funds)**
  - This amount is the total of the Planned Expenditures for Contributing Actions (LCFF Funds) column.
- **5. Total Planned Percentage of Improved Services**
  - This percentage is the total of the Planned Percentage of Improved Services column.
- **Planned Percentage to Increase or Improve Services for the coming school year (4 divided by 1, plus 5)**
  - This percentage is calculated by dividing the Total Planned Contributing Expenditures (4) by the Projected LCFF Base Grant (1), converting the quotient to a percentage, and adding it to the Total Planned Percentage of Improved Services (5).

### Contributing Actions Annual Update Table

Pursuant to *EC* Section 42238.07(c)(2), if the Total Planned Contributing Expenditures (4) is less than the Estimated Actual LCFF Supplemental and Concentration Grants (6), the LEA is required to calculate the difference between the Total Planned Percentage of Improved Services (5) and the Total Estimated Actual Percentage of Improved Services (7). If the Total Planned Contributing Expenditures (4) is equal to or greater

than the Estimated Actual LCFF Supplemental and Concentration Grants (6), the Difference Between Planned and Estimated Actual Percentage of Improved Services will display “Not Required.”

- **6. Estimated Actual LCFF Supplemental and Concentration Grants**

- This is the total amount of LCFF supplemental and concentration grants the LEA estimates it will actually receive based on of the number and concentration of unduplicated students in the current school year.

- **4. Total Planned Contributing Expenditures (LCFF Funds)**

- This amount is the total of the Last Year's Planned Expenditures for Contributing Actions (LCFF Funds).

- **7. Total Estimated Actual Expenditures for Contributing Actions**

- This amount is the total of the Estimated Actual Expenditures for Contributing Actions (LCFF Funds).

- **Difference Between Planned and Estimated Actual Expenditures for Contributing Actions (Subtract 7 from 4)**

- This amount is the Total Estimated Actual Expenditures for Contributing Actions (7) subtracted from the Total Planned Contributing Expenditures (4).

- **5. Total Planned Percentage of Improved Services (%)**

- This amount is the total of the Planned Percentage of Improved Services column.

- **8. Total Estimated Actual Percentage of Improved Services (%)**

- This amount is the total of the Estimated Actual Percentage of Improved Services column.

- **Difference Between Planned and Estimated Actual Percentage of Improved Services (Subtract 5 from 8)**

- This amount is the Total Planned Percentage of Improved Services (5) subtracted from the Total Estimated Actual Percentage of Improved Services (8).

### ***LCFF Carryover Table***

- **10. Total Percentage to Increase or Improve Services for the Current School Year (6 divided by 9 plus Carryover %)**

- This percentage is the Estimated Actual LCFF Supplemental and/or Concentration Grants (6) divided by the Estimated Actual LCFF Base Grant (9) plus the LCFF Carryover – Percentage from the prior year.

- **11. Estimated Actual Percentage of Increased or Improved Services (7 divided by 9, plus 8)**

- o This percentage is the Total Estimated Actual Expenditures for Contributing Actions (7) divided by the LCFF Funding (9), then converting the quotient to a percentage and adding the Total Estimated Actual Percentage of Improved Services (8).

- **12. LCFF Carryover — Dollar Amount LCFF Carryover (Subtract 11 from 10 and multiply by 9)**

- o If the Estimated Actual Percentage of Increased or Improved Services (11) is less than the Estimated Actual Percentage to Increase or Improve Services (10), the LEA is required to carry over LCFF funds.

The amount of LCFF funds is calculated by subtracting the Estimated Actual Percentage to Increase or Improve Services (11) from the Estimated Actual Percentage of Increased or Improved Services (10) and then multiplying by the Estimated Actual LCFF Base Grant (9). This amount is the amount of LCFF funds that is required to be carried over to the coming year.

- **13. LCFF Carryover — Percentage (12 divided by 9)**

- o This percentage is the unmet portion of the Percentage to Increase or Improve Services that the LEA must carry over into the coming LCAP year. The percentage is calculated by dividing the LCFF Carryover (12) by the LCFF Funding (9).

California Department of Education  
November 2023

**BLUE RIDGE ACADEMY**  
**BOARD RESOLUTION 2024-3**

**I. Adoption of Blue Ridge Academy Approving Stipend Expense for Travel, Internet, and Phone**

WHEREAS, Directors may be reimbursed by the Corporation for expenses reasonably anticipated to be incurred in the performance of the duties of such officer or director, and

WHEREAS, Directors are incurring ongoing expenses for equipment, internet services and software, as well as travel expenses, to prepare for and participate in meetings of the Board; and

WHEREAS, the Directors have determined that the reasonable cost of such expenses is approximately \$200 for each Board meeting attended;

NOW, THEREFORE BE IT RESOLVED:

1. Each Director shall be entitled to a stipend of \$200 for each Board meeting attended.
2. Each Directors shall maintain such records as he or she deems proper to substantiate such costs.

### SECRETARY'S CERTIFICATE

I, \_\_\_\_\_, Secretary of the Board of Directors of Blue Ridge Academy a California nonprofit public benefit corporation, County of \_\_\_\_\_, California, hereby certify as follows:

The attached is a full, true, and correct copy of the resolutions duly adopted at a meeting of the Board of Directors of Blue Ridge Academy which was duly and regularly held on \_\_\_\_\_, 2024, at which meeting all of the members of the Board of Directors had due notice and at which a quorum thereof was present; and at such meeting such resolutions were adopted by the following vote:

AYES:

NOES:

ABSTAIN:

ABSENT:

I have carefully compared the same with the original minutes of such meeting on file and of record in my office; the attached resolution is a full, true, and correct copy of the original resolution adopted at such meeting and entered in such minutes; and such resolution has not been amended, modified, or rescinded since the date of its adoption, and the same is now in full force and effect.

WITNESS my hand on \_\_\_\_\_, 2024.

\_\_\_\_\_  
Secretary of the Board of Directors of  
Blue Ridge Academy



# 2024 - 2025 Board Meeting Calendar

July 2024						
S	M	T	W	T	F	S
	1	2	3	4	5	6
7	8	9	10	11	12	13
14	15	16	17	18	19	20
21	22	23	24	25	26	27
28	29	30	31			

August 2024						
S	M	T	W	T	F	S
				1	2	3
4	5	6	7	8	9	10
11	12	13	14	15	16	17
18	19	20	21	22	23	24
25	26	27	28	29	30	31

September 2024						
S	M	T	W	T	F	S
1	2	3	4	5	6	7
8	9	10	11	12	13	14
15	16	17	18	19	20	21
22	23	24	25	26	27	28
29	30					

October 2024						
S	M	T	W	T	F	S
		1	2	3	4	5
6	7	8	9	10	11	12
13	14	15	16	17	18	19
20	21	22	23	24	25	26
27	28	29	30	31		

November 2024						
S	M	T	W	T	F	S
					1	2
3	4	5	6	7	8	9
10	11	12	13	14	15	16
17	18	19	20	21	22	23
24	25	26	27	28	29	30

December 2024						
S	M	T	W	T	F	S
1	2	3	4	5	6	7
8	9	10	11	12	13	14
15	16	17	18	19	20	21
22	23	24	25	26	27	28
29	30	31				

January 2025						
S	M	T	W	T	F	S
			1	2	3	4
5	6	7	8	9	10	11
12	13	14	15	16	17	18
19	20	21	22	23	24	25
26	27	28	29	30	31	

February 2025						
S	M	T	W	T	F	S
						1
2	3	4	5	6	7	8
9	10	11	12	13	14	15
16	17	18	19	20	21	22
23	24	25	26	27	28	

March 2025						
S	M	T	W	T	F	S
						1
2	3	4	5	6	7	8
9	10	11	12	13	14	15
16	17	18	19	20	21	22
23	24	25	26	27	28	29
30	31					

April 2025						
S	M	T	W	T	F	S
		1	2	3	4	5
6	7	8	9	10	11	12
13	14	15	16	17	18	19
20	21	22	23	24	25	26
27	28	29	30			

May 2025						
S	M	T	W	T	F	S
				1	2	3
4	5	6	7	8	9	10
11	12	13	14	15	16	17
18	19	20	21	22	23	24
25	26	27	28	29	30	31

June 2025						
S	M	T	W	T	F	S
1	2	3	4	5	6	7
8	9	10	11	12	13	14
15	16	17	18	19	20	21
22	23	24	25	26	27	28
29	30					