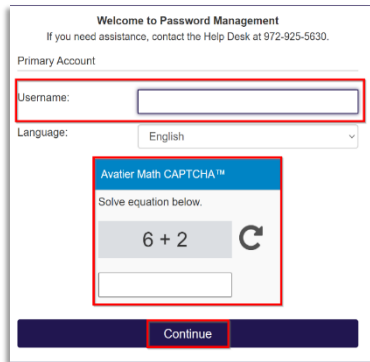


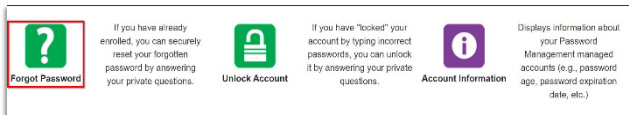
STUDENT PASSWORD RESET

Avatier is the staff and student Password Management system. Follow the steps below to reset a student password:

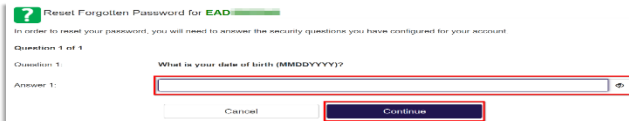
1. Click the link below or copy and paste the URL in your web browser to access the Password Management Help Desk (Avatier): <https://mypassword.dallasisd.org/aims/ps>
2. Enter the 7-digit Student ID as the **Username**. Answer the Captcha. Click **Continue**.



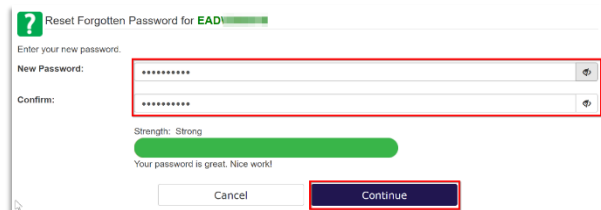
3. Select **Forgot Password** to reset the student's password.



4. Enter the student's date of birth (MMDDYYYY). Click **Continue**.

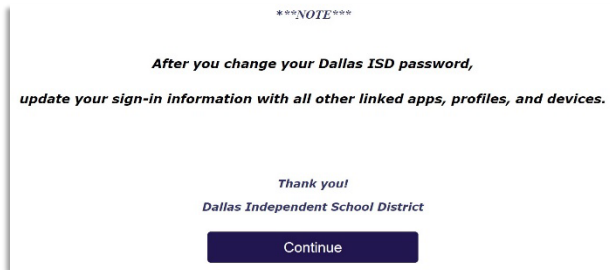
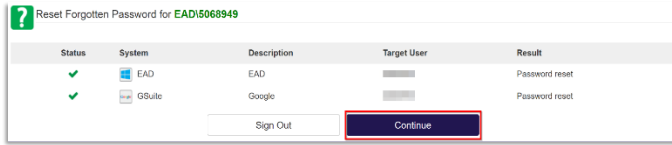


5. Enter the new password in both the **New Password** and **Confirm** fields. Click **Continue**.



NOTE: The **Strength bar** will indicate if the password meets the requirements.

6. The password has now been reset for both EAD and Google systems. Click **Continue**.



7. The Confirmation page will appear. The student can now begin using the new password.