

# The “Great” James Madison High School Band Handbook 2018-2019




**Julian Luke**

**Director of Bands**

**Email: [juluke@dallasid.org](mailto:juluke@dallasid.org)**

**Phone: (972) 925-2825**

The "Great" James Madison



"Guardians of Troy" FreshOnes Marching Band



## Welcome from the Director

Welcome to what should be an exciting new year with the bands at The “Great” James Madison High School. Music is my passion and I intend to transfer that passion into each one of you, both parent and student. I am here to build one of the most successful programs in the country, and it starts with you, this year. This year we must build a solid foundation to build upon in the future. I would like to challenge you to make the Madison High School Band Program the best that it can be and the best that it ever has been. This handbook is designed to be a guide to the operating procedures of the Madison High School Band Program. Each member and his or her parent(s) or guardian(s) should carefully read all of the sections of this handbook. Just because a procedure has been in place in previous years does not automatically mean that it will be the same this year. This handbook will attempt to clearly define my expectations of each band member and highlight my vision for the future of the program. Become familiar with these procedures, as most answers for many common questions can be found here.

I am looking forward to a great year of making music with each of you.

Julian Luke

Director of Bands

## Table of Contents

Welcome from the Director.....	3
To Band Members.....	5
To Parents.....	5
Objectives of the Band Program.....	6
Performing Ensembles.....	6
Duties of a Band Member .....	8
Policies, Rules, and Regulations .....	8
Required Materials.....	10
Recommended Materials.....	11
Attendance .....	11
Practicing .....	12
Grade Evaluation .....	13
Uniform Requirements.....	14
Band Fees .....	16
School Owned/Issued Instruments.....	16
Charms Office Assistant.....	18
Private Lessons.....	21
Instrument Upgrades (Intermediate and Professional Models) .....	22
Method Books.....	22
Parental Involvement.....	24
Band Parent Organization .....	24
Top Nine Things You Should Know as a FreshOnes Marching Band Parent.....	25
Questions Specific to Marching Band (including Color Guard, Winds, and Percussion) .....	27
Madison High School Band Handbook Acknowledgement Form.....	29

## To Band Members

What is the High School Band Experience?

Unlike most other classes, band offers a wide variety of opportunities for the student. Band is one of the few classes where excellence is not only expected, but also essential to success. Imagine if an English teacher graded everyone in the class to the level of the weakest student! In band, everyone MUST perform at the highest level of excellence or a performance will sound terrible. Even one person making a grade of 60% on a piece of music means 40% of the notes were played in error...not pleasant to hear!

In addition to teaching performance skills, band teaches the student to be an active, thinking person. For each note played, there are numerous considerations and instantaneous decisions to make. How loud or soft? How fast or slow? How does the note start? How does it end? Who else plays it? Am I in-tune? Nowhere else on campus is the demand for active thought any stronger.

Band also teaches life skills. Communication is the main component of music. The rehearsal and performance schedule of the band demands planning and time management – skills that will be valuable all through life. Goal setting, problem solving, and peer interaction – all of these develop quickly as a part of the band experience.

## To Parents

Welcome to one of the most exciting organizations available to your student! The band program at Madison High School offers many varied performance opportunities and gives members the chance to learn with each other and grow closer to one another. We strive to offer the best available instruction and the widest array of events for our members.

We strongly believe that there is a place for everyone in the band. We have many success stories. Often, members who thought that they were not interested have become some of the most dedicated members once they have been a part of the experience. If you choose to participate, you can reap a variety of rewards. In addition to all of this, you become a member of a very active, multifaceted family.

We hope that you share our excitement in creating these phenomenal opportunities for the students. We encourage parents to be active supporters of our efforts through participation in the Madison High School Band Parent Organization, assistance in fundraising, and through volunteer work such as chaperones, equipment crew, or as a parent leader. We also hope that you will be visible supporters of the students by attending as many performances as possible.

This handbook should help orient you and your student to the many different aspects of the band program. Attendance at band parent meetings is strongly advised. The band program will produce a calendar kept on our website (coming soon). Feel free to email the band director or call a Band Parent Organization officer for help. Remember to come to the meetings to get the latest information about each event.

Rarely do you see such a large group of students assembled in one organization with such a strong focus on achieving excellence. Take the opportunity to get to know the instructor, other parents, and the members who make our success a reality.

## Objectives of the Band Program

The Madison High School Bands form an integral part of school life and are recognized as an all-school activity. Band is one of the largest and most active voluntary student organizations and its members form an active group.

The primary objectives of the band program are:

- Cultural - To foster the continued development of music appreciation and understanding through the study and performance of the best in music.
- Educational - To develop interested and discriminating listeners, provide a well-rounded musical education and prepare members for musical activities beyond high school.
- Service - To lend color and atmosphere and provide for the musical needs to certain school and community affairs while promoting and enhancing the dignity and reputation of Madison High School at all appearances.
- Citizenship - To develop the ability to function as a responsible member of the group, to enhance the member's ability to interact with others in a positive manner, to foster leadership skills within each student, and to develop the ability to function as a responsible member of the community.
- Recreational - To provide all members with the opportunity for worthy use of leisure time, a means of self-expression, an emotional outlet, and good social experiences.

## Performing Ensembles

Students of Madison High School have many opportunities for musical growth and development through participation in large and small ensembles throughout the year. Membership in each ensemble has its own set of requirements and expectations for its members. Although each course has different guidelines and requirements, the overarching goal of each is to provide each band member with a varied, yet comprehensive, approach to music education.

### Varsity Band

This ensemble will meet three days a week and will become the premier performing ensemble of Madison High School. The ensemble is designed for the advanced player and will focus on advanced aspects of individual and group performance. It will also strive to develop each member's skills and use of music theory, music history, and ear training.

The Varsity Band is designed to offer music students the opportunity to study and play the most challenging music. This elite ensemble will be made up of the most advanced players and will perform several concerts throughout the year. Members will be expected to know all major and minor scales (at least two octaves), the chromatic scale to a proficient range on the instrument, as well as general proficiency in sight-reading.

The Varsity Band is a Fine Arts credit class. Students in Varsity Band will be required to participate in District Solo and Ensemble by performing a solo or an ensemble. **It is expected that students in this class will be taking advantage of private lessons opportunities.**

### Non-Varsity Beginning Band

This ensemble meets three times a week and will be open to students in 9th through 12th grade who wish to join band. This ensemble is designed for the intermediate high school band student and will focus on the techniques of individual and group performance. It will also strive to develop each member's skills and use of music theory, music history, and ear training.

This ensemble is designed to offer music students the opportunity to study and play music in a wide variety of performance venues. Members will be expected to know all major scales and minor scales, the chromatic scale to a proficient range on the instrument, as well as general proficiency in sight-reading. Students in Symphony Band will be required to participate in District Solo and Ensemble by performing a solo or an ensemble.

### Color Guard/Twirlers (Coming Soon)

Color Guard/Twirlers is a class that meets regularly during the school year. This class is to provide an extension of technical instruction for the marching band. Members will learn a variety of work and body movement for the marching band show. Concentration will be placed upon proper skills and techniques on various types of equipment as well as dance styles. You **MUST** be signed up for the Color Guard/Twirlers class in order to participate in Marching Band.

### Marching Band (co-curricular)

The "Guardians of Troy" FreshOnes is a competitive marching band that explores the latest trends in competitive marching band and performs at several marching competitions and all home varsity football games throughout the fall season.

The "Guardians of Troy" FreshOnes provides an outlet for members interested in the realm of state-of-the-art design, performance, social, and competitive opportunities.

Membership is voluntary. The marching band is comprised of these sections:

**Drum Majors** direct the band on the field. Members are eligible to audition for Drum Major after completion of a full season in the Spirit of Jupiter. Drum Majors audition in areas that demonstrate their skills in leadership, conducting, maturity, musicianship and marching ability. Auditions are held in April or May each year.

The **Horn Line** is all brass and woodwind instruments. Students are selected following the musical and visual audition that takes place in conjunction with the spring rehearsals and camps.

The percussion section consists of the **Battery** instruments (snare, tenor drums and bass drums) and the **Front Ensemble** (grounded/stationary percussion instruments, mallet percussion, timpani, electronics, etc.). The specific instrumentation and instruments used in the percussion section will vary from year to year based on the demands of the overall show design and need of the ensemble.

The **Color Guard/Twirlers** is a non-musical section of the marching band that provides additional visual aspects to the performance. The color guard/twirlers interprets the music that the marching band is playing via the synchronized spinning of flags, sabers, mock rifles, batons, or other pieces of equipment and through choreographed dance.

The marching band is both time and energy intensive. A detailed calendar with all rehearsal dates and times will be provided to each student.

## Duties of a Band Member

- Be on time to all rehearsals and performances. **Early is on time – on time is late!**
- Upon entering the rehearsal setting, get your instrument, and go directly to your seat.
- When the director or staff members steps on the podium or asks for your attention, all talking should cease.
- Come to rehearsal prepared with a good attitude and required materials.
- There should be no excess playing (e.g. horsing around on the instrument), only good, solid material.
- Make a real effort to improve on a daily basis and establish a good practice routine.
- At the end of rehearsal, put all materials in their proper place.
- Maintain a strong academic standing in all course work.
- Become responsible for and assume responsibility for your own actions. Admit when you're wrong.
- Have proper respect for yourself and those in authority.
- Read and play music with insight – Have musical expectations.

## Policies, Rules, and Regulations

Band members are expected to behave properly and respectfully at all times.

Misbehavior reflects poorly on the band, school, and community.

Students are expected to demonstrate knowledge of the rules and policies of the MHS Band program by their proper behavior. ***Professed ignorance of rules will not be accepted as an excuse for misbehavior.***

Directors and chaperones may find it necessary to add to or alter rules or policies depending on the circumstances. These may or may not be in writing as the situation allows. Policies and directions delivered verbally should be considered the same as written policy.

Consequences for failure to follow rules and policies may include the following dependent upon severity of infraction:

- Detention – band room service
- Suspension from performances
- Loss of performing position
- Removal from band program
- School / Administrator assigned consequences

**\*\*\*A Director's decision for consequences is final.\*\*\***



## Classroom Rules

Students must be seated, warmed up and ready to play within three minutes of the bell.

Students are prepared for every rehearsal with any materials needed.

Students **MUST** have an instrument EVERY day. If your instrument is in the shop being repaired, ask for a loaner instrument.

- The band room is a **NO CELL PHONE ZONE**. Cell phones can be used to TUNE ONLY. No cell phones on music stands. Students must raise their hand and wait to be recognized.
- Students will play their assigned instrument only.
- There is no chewing gum, eating, or drinking in the band room. (Water is permissible.)
- Do not leave trash in the band room. Put all trash in the garbage cans provided.
- Students are **NOT** allowed to be in the band room during free periods unless pre-approved and preplanned by the band director. It is not OK for a student to be in the band room to just “hang out” during class time.
- Instrument Storage Room Rules
  - Storage space is to be used only for. Do **NOT** store food or clothing in instrument storage areas.
  - Madison High School is not responsible for personal items left in the band room or on the MHS campus.
  - Do not hang out in the instrument storage room. Put instrument away and exit immediately.
  - Put instruments in their proper area **NOT ON THE FLOOR**. If there is not any space consult the band director.

## Field Trip Rules

- No eating or drinking in full marching band or concert band uniform except water.
- Students are to use the buddy system. A student is never allowed to be alone.
- Boys sit with boys, girls sit with girls, and “couples” cannot sit together.
- Students must stay seated when requested to do so and when buses are in motion.
- Students are expected to respond appropriately and respectfully to directions given by instructors and parent chaperones.
- There is a time and a place for showing affection. Band trips and bus rides are neither the time nor the place.
- Students are personally responsible for loading and unloading their own belongings and equipment from trucks and buses.

Medication can only be dispensed per school district regulations.

All MHS Band members are to represent Madison High School with dignity for the duration of the trip.

All school rules apply on every trip.

## Social Media Rules

- We encourage you to share band activities, fundraisers, and accomplishments on social media.

- Please do not post any negative comments to “outside” band-related newsgroups or bulletin boards, such as Facebook, Instagram, etc. The safest way to avoid criticism or scrutiny is NOT to post. This policy applies to students and parents.
- ABSOLUTELY NO photos of students in costume may be posted until after the first game of the season.
  - Marching Band: varies every year, but typically late September or early October.
- ABSOLUTELY NO video or audio recordings of any rehearsal or performance may be posted to any social media outlet until after the season for that group is complete.
  - Marching Band: after the last game.
  - Concert Bands: after a UIL performance

#### Football Game Rules (Marching Band)

- When the band is seated in the stands, only MHS band members are to sit in the band section. Exceptions include chaperones and persons cleared by band staff.
- All band members are to enter and exit the stands in an orderly manner.
- The band will sit by sections and students must remain in their sections. No moving around after we are seated. Our job is to be ready to play when needed to do so.
- Always be aware of the director and drum major since they are the ones who will give instructions about when and what to play in the stands.
- Students are not to play on their own in the stands. When the band is playing ALL members will play their part.
- All students will have their lyre, flip folder, and stand music at every game. (If required by director)
- No band member may leave the band section during a game or end zone during meet-and-greet without permission of the band staff.

#### **Required Materials**

- Instrument/Equipment
- Music
- Proper attire (inside or outside) - See the Uniform Requirements section of the Handbook
- Pencils
  - Regular lead pencil
  - Red pencil
  - Blue pencil
- Any accessories (Oil, grease, cloth, reeds, swab, neck straps, etc..)
- Mutes for Brass instruments must be “Tom Crown” or similar silver metal mute. “Trumcor” mutes are suggested for French horn.

➤ Mouthpieces for Concert Band Woodwinds and Brass:

*Clarinet Van Doren 5 RV Lyre Mouthpiece / DEG Barrels / Rovner Ligatures*

*Saxophone Selmer C\**

*Trumpet Bach 3C or 1.5C*

*Horn Schilke 29 or 30*

*Trombone Bach 5G or 4G / Schilke 51 or 51D*

*Euphonium Schilke 51D*

*Tuba Helleberg 120s / Bach 18 / Perantucci PT-50*

➤ For Percussionists only:

- 1 pair concert snare sticks (Vic Firth SD1 General)
- 2 pair marimba mallets (Vic Firth M183)
- 1 pair timpani mallets (Vic Firth T1 General)

➤ Additional items for Marching Band only:

- 1-gallon water jug
- Hat and Sunglasses
- Drill and Music
- Lyre and Flip Folder (If required by director)
- Mouthpieces:
  - Woodwind mouthpieces as required for concert bands
  - Trumpets: Bach 1.5C or 3C
  - Mellophones: Hammond 6MP
  - Baritone/Euphonium: Schilke 51D
  - Tuba: Conn Helleberg 7B

## Recommended Materials

Tuner

Metronome

These two items are **HIGHLY RECOMMENDED**. Students should ALWAYS practice with a metronome and a tuner. These should be used both at home and at school. The metronome and tuner should be placed on the stand while playing to check pitch and timing. Please download apps for your phone; most are free of charge.

## Attendance

See school attendance policy for in-school rehearsals.

All tardies and absences for after school rehearsals or performances require the submission of a "Madison HS Band Report of Absence Form." These forms are located in the band room near the entry doors and on the band's website on the Forms page. *Prior approval of 2 days or more is **REQUIRED** for any absence to be considered **EXCUSED**.*

Students who are not ready to start rehearsal at the designated time will be counted as tardy. Two tardies are considered an absence.

## Consequences of Unexcused Absences

- **An unexcused absence from an after-school rehearsal will result in a zero credit for the rehearsal.** Absences from a dress rehearsal or two unexcused absences from regular rehearsals may result in losing eligibility to participate in the next performance.
- **An unexcused absence from any performance**, including football games, pep rallies, concerts, parades, contests, or other performances, **will result in a zero credit for the performance.**
- Process of removal from a starting position due to unexcused absences from rehearsals:
  - First unexcused absence: Student and Director conference
  - Second unexcused absence: Student is placed on probationary status by Director
  - Third unexcused absence: Student may lose his/her position in the performing group
  - This procedure is followed so that the performance ability of the group is not further jeopardized. However, the student's grade may be affected, according to school board policy.

## Excused Absences (Report of Absence Form Required)

- Illness (note from parent or doctor required)
- Death of an immediate family member
- Observance of a religious holiday (must be reported 5 days prior to absence)
- Required court appearance (documentation required)
- Emergency beyond the control of the student or parent
- Absent from school
- School-sponsored activity

PLEASE NOTE: Vacations, family trips, and jobs are **not** excused absences. It is your responsibility to get dates for rehearsals and performances at the beginning of the school year. You must make arrangements to be at every rehearsal. The dates for concerts and dress rehearsals will be announced before the school year starts and you need to plan those dates accordingly as there will be no exceptions to any of these dates.

## **Practicing**

Even though ensembles meet daily during the school day, the band and its members will never improve unless each student makes a commitment to his or her instrument at home each day to improve individual playing skills from class to class. Students are required to practice at least thirty minutes every night on their music and playing technique. This means that each student is expected to take his or her instrument, music, and classroom exercises home every night, and students who fail to do so may have their performance grades reduced. In other academic classes homework is given nightly, and likewise in band, daily practice is considered homework.

Regular playing assessments will be given to ensure that each member is practicing on a regular basis. Those students who choose not to practice will find it difficult to receive high marks on these playing assessments.

“Practice every day you eat!”

## Grade Evaluation

The following areas will be used when making grade and conduct evaluations for progress reports and report cards:

- Consistent improvement on your instrument through at-home practice
- Playing, based on appropriate classroom instruction (this includes individual playing assessments)
- Cooperation, conduct, being on time, and appearance in uniform (participation)
- Written exams, aural skills, and classroom theory work
- Attendance at all rehearsals and performances (participation)
- Having all materials at each rehearsal
- Failure to bring an instrument to class, failure to play an instrument in class, or having an instrument that is not in proper playing condition will result in points being deducted from the daily participation grade

Students unprepared for class, rehearsal, sectionals or a performance will result in a deduction of points from their grade. This includes having your instrument in working order, music, proper attire, or uniform, and all accessories. Students that are not seated and ready to play two minutes after the bell will receive a deduction from their participation grade.

Student's six weeks grades will be calculated based on the Madison High School grading policy:

**Please refer to Jupiter High School student handbook for other grading policies.**

**THERE ARE NO EXCEPTIONS FOR MISSING A CONCERT!**

**PLEASE NOTE:** If a student's personal instrument is in poor playing condition, he or she is expected to take it to a repair shop immediately. Failure to do so may result in a failing grade due to loss of daily participation points. If a student must take an instrument in to be repaired, please bring in a signed note or voucher from the music dealer to class. This will serve as your "pass" for your instrument and you will not lose any points while your instrument is being repaired or serviced.

Students must secure a "loaner" instrument so you can participate in class if your instrument will be in the shop or if you do not own an instrument of your own.

## Uniform Requirements

### Varsity Concert Band

All students will be issued a concert tuxedo but are responsible for purchasing their tuxedo/dress shirt. Students should arrive in full concert uniform for performances at announced call times.

#### Boys:

Full tuxedo with black tuxedo jacket, black tuxedo pants, and white tuxedo shirt  
Black satin bow tie and cummerbund  
Black socks (to mid-calf)  
Black dress shoes (Vipers/marching band shoes/tennis shoes are not acceptable)

#### Girls:

Black floor-length concert dress, Black short-sleeved, blouse and floor-length black skirt, OR issued full tuxedo  
sparkle, rhinestones, slits or deep cleavage in any pieces  
Closed-toe black dress shoes (NO sandals or informal shoes)

**\*\*\* PLEASE IRON all uniform parts for every performance. \*\*\***

### Marching Band

Windsuit for ALL students is included with the band fees and is required for certain performances including FreshOnes Fridays, Pep Rallies and parades. Extra pieces may be purchased through the band.

MHS Band T-Shirt (coming soon)

Green (instrumentalist) or Gold (color guard/twirler shorts)

### Instrumentalist Performance Uniform Uniform items may include:

Spats – spats must be purchased THROUGH the band

Band hat – band hat must be purchased THROUGH the band

Shako (hat) and Plume – provided by the band

Black Compression Shirt – one shirt provided by the band; extras available for purchase through the band (coming soon)

Black Calf-Length Socks – must be purchased by student from any store

Long-wristed Gloves – must be purchased by student THROUGH the band; extra pairs highly recommended

Shoes (Black Super Drillmasters) – specific shoes must be purchased by student THROUGH the band

Season Shirts – shirt must be purchased THROUGH the band

Color Guard/Twirler Performance Uniform is subject to change every year depending on the show. Uniform items *may* include:

Costume – provided by the band

Performance Shoes – specific shoes must be purchased by student through the band;

Body Wrappers – must be purchased by student; extra pairs highly recommended

Makeup (as specified by Coordinator) – must be purchased by student

Warm-up Uniform – must be purchased by student THROUGH the band

Hair Accessories (as specified by Color Guard Coordinator) – must be purchased by student All students should store the performance uniform in the MHS Marching Band garment bag provided to new students

**Uniform pieces provided by the band are school property and must be returned.**

#### Marching Band Uniform Distribution, Storage and Cleaning

- Students will be fitted for a marching band uniform and the care and upkeep of that uniform will be the responsibility of the student for the duration of marching season. The student's school-owned uniform parts will be labeled with a unique number and tracked by the Uniform Committee.
- Uniform pieces owned by the student (including t-shirts and shorts) should be clearly marked with the student's name on the underside of the items so they can be returned if they are misplaced.
- All uniform pieces should be cleaned after each use and placed in the garment bag for storage/travel to games and competitions. Laundering instructions for school-owned uniform pieces will be provided. Garment bags should be clearly marked with the student's name for these events.
- Shakos should be stored in a hat storage box.
- Plumes are provided before leaving school grounds.

#### Treatment of Your Uniform On and Off the Field

**It is the goal for Madison High School Band to have a professional appearance at all times.**

- The performance uniform should always be worn on your person, folded for half-uniform, or on a hanger AND in a MHS garment bag.
- There is NO EATING or DRINKING in uniform except for water.
- When not being used, shakos should always be stored and transported in the shako box. After use, the shako should be wiped down with an anti-bacterial wipe before returning it to the box.

## Your Appearance for Performances

- Shoes are the responsibility of the student. Shoes should always be shined before each performance. They can be cleaned with leather wipes or Windex wipes.
- Specified undergarments must be worn under your uniform.
- Instrumentalists are to wear calf-length black socks in uniform.
- Unless pre-approved by band director students are not to wear hats, sunglasses, etc., while in uniform.
- There is no eating or drinking (except water) in uniform.
- Students are to not wear jewelry while in uniform unless religious based. No visible jewelry shall be worn while in uniform. Facial/tongue jewelry is not permitted in uniform.
- Visible fingernail polish is not permitted in uniform unless it is deemed as part of the costuming needs for that show, season or performance.
- When not in full uniform at a competition, students will be in "half uniform." The "half uniform" will be determined by the director.
- Students with long hair must have "show hair" for all performances unless specified otherwise. "Show hair" is hair in a bun on top of the head with all loose pieces held with gel or hairspray so it all fits completely under the shako to create a uniform appearance. Adjust shako accordingly and get help from uniform volunteers to adjust the chain. The chain should rest in the crook of your chin about a finger width from your lip. Hair should be worn the same for every performance and kept the same approximate length throughout the season to insure the shako fits properly.

## Appearance Requirements for Games

The uniform room will be open thirty minutes before call time. The Uniform Committee will be available to assist the student with any uniform needs. The student should be dressed appropriately 15 minutes BEFORE call time so that you are ready to play. The uniform room will close at call time to prepare for departure.

After performances the students will place uniforms in garment bags and keep track of the uniform until dismissed from event.

## **Band Fees**

Dallas Independent School District only provide the uniform. All other items, including instrument repairs, guest instructors, transportation, uniform accessories etc., must be secured via band fees. All concert band classes will have band fees associated with them. Families are not expected to pay all their student's fees directly. Students are encouraged to participate in the many fundraisers provided throughout the year to meet their Fair Share obligation.

## **School Owned/Issued Instruments**

Dallas Independent School District will provide a limited number of instruments for student use. These instruments include highly expensive instruments such as the Bassoon, Oboe, Tenor Saxophone, Baritone Saxophone, Horn, Euphonium, Tuba, various marching horns, and general percussion equipment. Use of school owned instruments comes



with a REQUIRED district mandated \$25 fee. This equipment is generally purchased by the band or school district for student use because of its extremely high value. Thus all school owned equipment must be handled with optimum care. Students failing to care for, or take care of their school issued instrument will lose the privilege to use such instruments.

The following is a list of general procedures for school owned instruments:

- Students will be held responsible for school owned instruments issued to them. This responsibility will include fire, theft, accidental damage, abuse, and general maintenance not incurred through normal use.
- Students and parents must sign a DISD Band Musical Instrument Rental/Loan Agreement as well as pay a \$25 rental fee before the instrument can be used by the student.
- Percussionists will be assessed a \$25 instrument rental fee for use of all school-owned percussion equipment.
- Each instrument will be issued in good playing condition. Each issued instrument will be checked and cleaned prior to issue. Students are expected to maintain their issued instruments accordingly.
- The band member is financially responsible for all equipment and/or materials checked out to him/her.
- All equipment and materials must be kept in their proper storage location when not in use.
- School owned instruments are not treated as “free” instruments. Basic supplies must still be purchased, and repairs must still be made just like personally owned instruments. Please strive to treat these instruments as if they were your own. Most school owned instruments exceed a \$2,000.00 value.

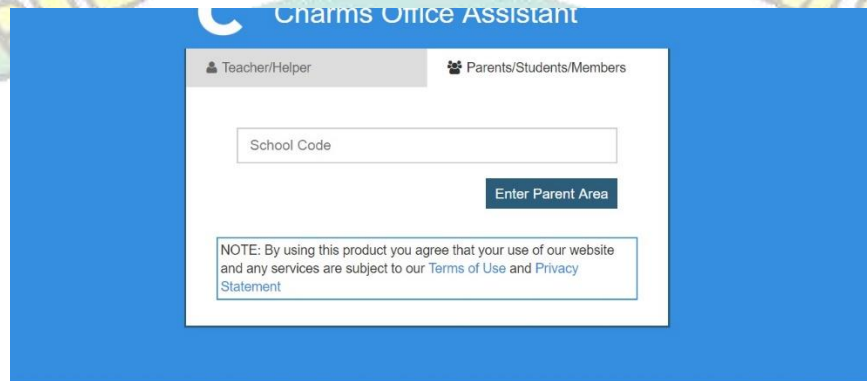
## Charms Office Assistant

Charms Office Assistant, or simply "Charms," is a comprehensive web-based database for all band students and parents. Modules include student information, account information, instrument information, and mass e-mail capabilities. Each student has an information page established that each parent needs to access and update.

To access a student's information, visit the Charms Office Assistant web site at:

[www.charmsoffice.com](http://www.charmsoffice.com)

A home page similar to this one should be displayed:



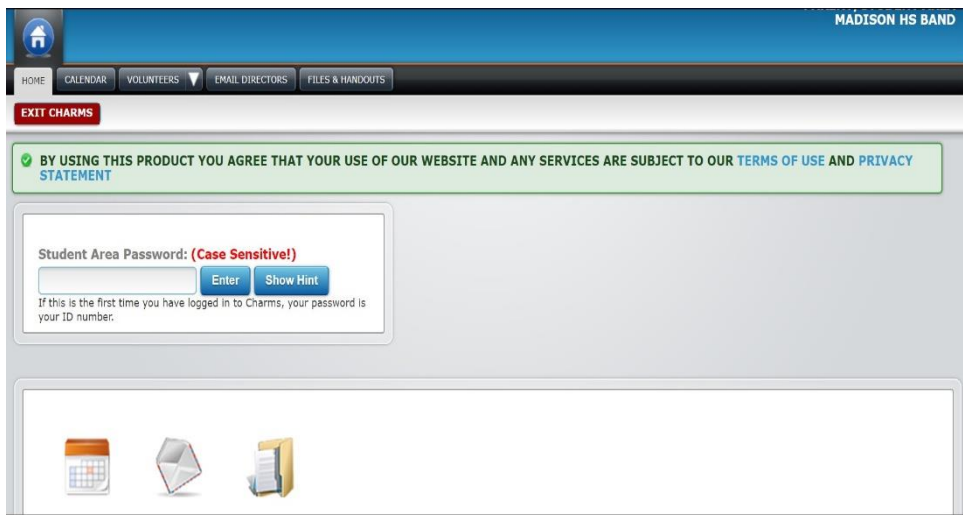
Enter the school code (not case sensitive):

### MadisonHighBand

Select the **Enter Parent Area** button

Some information (handouts, forms, etc.) in Charms is "public" with the login above, but a second login provides access to individual student information, including fundraising account balance, personal contact information, inventory assignments, etc. The first time you log in, the "Student Area Password" is the student's ID number, or the 8-digit number assigned by the school district. When logging in the first time, you are required to change the password for additional security. Please note that there is only one password associated with a student's account, i.e. this password is shared with the parents/student.

*If a student ID number has not been assigned yet, a temporary password will be assigned and provided to the student. The password will be updated once a student ID number is available.*



Enter the Student Area Password (8-digit student ID number) and select the **Enter** button.

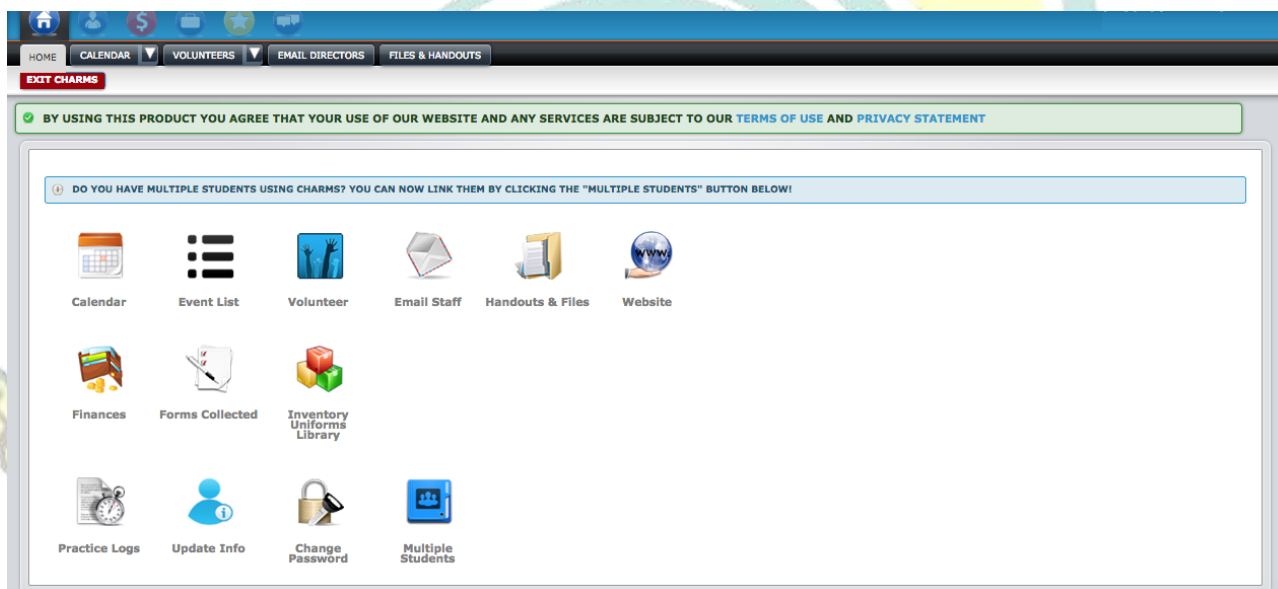
Follow the instructions to change your password. Passwords ARE case sensitive.

If you need your password reset, contact the Charms Administrator for Madison High School Band. Do NOT contact support for Charms Office Assistant.

Your" student/parent page should look something like this:

When logging in the first time, please select the blue **Update Info** icon at the bottom left to update the personal/contact information for both student and parent.

**At least one valid email address for a parent must be listed in Charms for communication purposes.**



On this screen you will update the information on your **STUDENT**.

Please fill out as much information as possible on the left-hand side of the page.

**BE SURE TO CLICK ON THE GREEN UPDATE BUTTON** when you have finished entering information to save your changes to the system.

EXIT CHARMS

Update Student Detail - Justin Heinekamp Update

[Add New Adult](#)

**Justin's Information**

Student ID: \_\_\_\_\_

First Name: Justin

Middle Name:

Last Name: Heinekamp

Address:

City, St Zip:

Phone:  Cell

Cell Carrier:

E-mail:

Personal Instrument:

Sex:

Locker:

Birthdate:

Primary Group: All SMS Music Department

Other Groups:

Instrument/Part: Part 1: Not Assigned  
Part 2: Not Assigned  
Part 3: Not Assigned

[Ashley Heinekamp's Information](#)

[Eric Heinekamp's Information](#)

[Patty Heinekamp's Information](#)

[Add New Adult](#)

**All Adults Listed Here**

Why do we ask for your Cell Carrier?

Charms provides the ability to send mass text messages, but the Cell Carrier is needed to use this function.

Now that the student's information is in Charms, **add information for at least one parent**. If the student is in a shared custody agreement, please complete information for all adults with whom the student lives.

Once the student's information has been entered AND SAVED, scroll to the bottom of the page and select the blue **Add New Adult** button to add information for a parent/guardian.

Please complete as much information as possible for a parent/guardian.

You can select **Copy Dotted Fields from Student?** to save time retyping your Last Name, Home Phone, Address, City, State and Zip Code, and Cell Carrier if they are the same as entered for the student.

*We do not need your Drivers License or Date of Birth.*

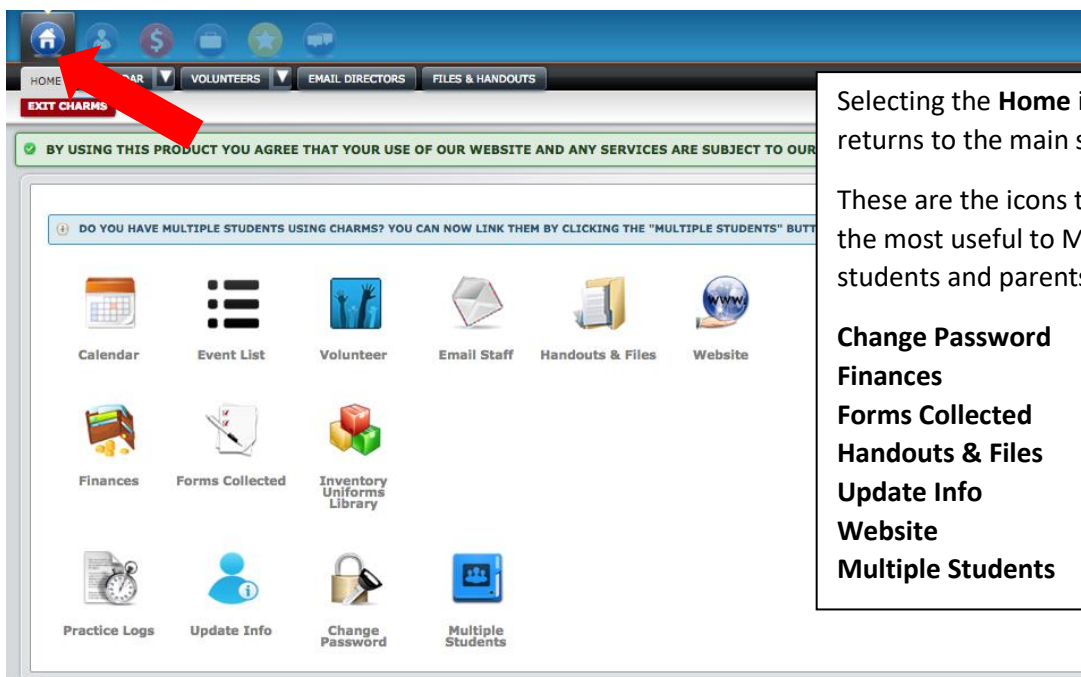
**BE SURE TO CLICK ON THE GREEN UPDATE BUTTON** to save your changes!

**IT IS VERY IMPORTANT** that you enter contact information, especially the valid email address for at least one parent, to be sure you receive all JHS Band-related communication.

When you select the green **Update** button to save your changes, you will be returned to your student's information page. More adults can be added to the account by selecting the blue **Add New Adult** button.

**PLEASE BE SURE TO KEEP YOUR CONTACT INFORMATION UP TO DATE SO YOU CONTINUE TO RECEIVE COMMUNICATION FROM THE BAND PROGRAM.**

Once the contact information has been entered, take some time to explore the Charms. The icons at the top left of the screen and the tabs just underneath show the different functions available.



Selecting the **Home** icon returns to the main screen

These are the icons that will be the most useful to MHS band students and parents.

- Change Password**
- Finances**
- Forms Collected**
- Handouts & Files**
- Update Info**
- Website**
- Multiple Students**

**Change Password** allows the parent/student to change the default password of the student's 8-digit student ID. Remember that both the parent and student **SHARE** this password, so communicate any changes. Passwords **ARE** case-sensitive

**Finances** shows the student's financial statement, which includes fundraising activity and charges to the student, such as All-District/All-State audition fees, Solo & Ensemble fees, Uniform Accessories, etc.

**Forms Collected** shows all of the forms that are to be completed and returned by the student, as well as whether or not the forms have been turned in.

**Handouts & Files** has flyers, forms and music that can be downloaded for your convenience.

**Update Info** allows the parent/student to enter and update contact information.

**Website** is a link to the MHS Band web site.

**Multiple Students** allows you to create a quick log in to Charms as another student in another Charms account (at MHS or another school) such as a sibling or cousin.

**Private Lessons**

All students in the band program are **STRONGLY ENCOURAGED** to take private lessons on his or her instrument. Individual playing ability can only be improved so far within the confines of a full band rehearsal. Private lessons are the best method of achieving success individually and with the band as a whole. Recent studies across the nation suggest that nearly 80% of the students in All-State bands study privately. This is **HIGHLY RECOMMENDED** for all students. Wind Symphony students are expected to take a weekly private lesson.

## Instrument Upgrades (Intermediate and Professional Models)

<i>Piccolo</i>	Yamaha YPC62
<i>Flute</i>	Yamaha 684H
<i>Clarinet</i>	Buffet R-13
<i>Oboe</i>	Loree or Fox 400
<i>Bassoon</i>	Fox Renard 220 or 222
<i>Saxophone</i>	Old Selmer Mark VI or Yamaha Custom
<i>Trumpet</i>	Bach Stradivarious or Yamaha Xeno
<i>Horn</i>	Paxman M20 or Holton 179
<i>Trombone</i>	Bach 42B, Bach 42BO, Edwards, or Conn 88-H
<i>Euphonium</i>	Yamaha 321-S or Wilson
<i>Tuba</i>	St. Petersburg or Miraphone 191 or 187

## Method Books

Many of these books are used for All-State Band audition material.

### Flute

*The Art and Practice of Modern Flute Technique* by William Kincaid

*Eck Method for Flute* by Emil Eck

*Exercises Journaliers Pour La Flute* by Henri Altes

*Rubank Intermediate Method for Flute* by A.C. Peterson and Joseph Skornicka

*Rubank Advanced Method for Flute, Vol. I and Vol. II* by Himie Voxman and William Gower

### Clarinet

*Forty Studies for Clarinet, Book I* by C. Rose

*Klosé Celebrated Method for Clarinet* by Hyacinth Eléonor Klosé

*Melodious and Progressive Studies* by David L. Hite

*Rubank Advanced Method for Clarinet, Vol. I and Vol. II* by Himie Voxman and William Gower

*Rubank Intermediate Method for Clarinet* by J.E. Skornicka

### Oboe

*Barrett Oboe Method* by A.M.R Barrett Fifty

*Classical Studies for the Oboe* by Gunther Joppig

*Practical and Progressive Oboe Method* by Albert J. Andraud

*Rubank Advanced Method for Oboe, Vol. I and Vol. II* by Himie Voxman and William Gower

### Bassoon

*Practical Method for Bassoon* by J. Weissenborn

*Rubank Advanced Method for Bassoon* by Himie Voxman and William Gower

*Rubank Intermediate Method for Bassoon* by Himie Voxman Weissenborn

*Method for Bassoon, New Enlarged Edition* published by Carl Fischer

### Saxophone

*Rubank Advanced Method for Saxophone, Vol. I and Vol. II by Himie Voxman and William Gower*

*Rubank Intermediate Method for Saxophone by J.E. Skornicka*

*Thirty-Five Melodious and Technical Exercises: Saxophone by D. Gatti*

*Universal Method for the Saxophone by Paul De Ville*

### Trumpet

*Arban's Complete Conservatory Method by Jean-Baptiste Arban*

*Concert Studies for Trumpet by Philip Smith*

*Daily Drills and Technical Studies for Trumpet by Max Schlossberg*

*Rubank Advanced Method for Trumpet, Vol. I and Vol. II by Himie Voxman and William Gower*

*Rubank Intermediate Method for Trumpet by J.E. Skornicka*

*Technical Studies for the Cornet by Herbert L. Clark*

### Horn

*355 Selected Melodious Progressive & Tehcnical Studies (Book 1) by Max Pottag*

*Lyrical Studies for Trumpet or Horn by Giuseppe Concone*

*Rubank Advanced Method for French Horn, Vol. I and Vol. II by Himie Voxman and William Gower*

*Rubank Intermediate Method for French Horn by Joseph Skornicka*

*Sixty Studies for Horn (Book 1 and Book 2) by G. Kopprasch*

### Trombone/Euphonium

*Arban's Famous Method for Trombone by Jean-Baptiste Arban*

*Daily Drills and Technical Studies for Trombone by Max Schlossberg*

*Melodious Etudes for Trombone, Books I and II by Johannes Rochut*

*Method for Trombone/Euphonium by Herbert L. Clark*

*Rubank Advanced Method for Trombone or Baritone by Himie Voxman and William Gower*

*Rubank Intermediate Method for Trombone or Baritone by J.E. Skornicka and E.G. Boltz*

*Selected Studies for Trombone by Himie Voxman*

### Tuba

*60 Selected Studies for BB flat Tuba by C. Kopprasch*

*Rubank Advanced Method for Tuba, Vol. I and Vol II by Himie Voxman and William Gower*

*Rubank Intermediate Method for Tuba by J.E. Skornicka and E.G. Boltz*

### Percussion

*Masterworks for Mallets by Beth Gottlieb*

*Pedal to the Kettle by Kirk J. Gay*

*Portraits in Rhythm (CR 1966) by Anthony Cirone*

## Parental Involvement

Parental support is critical in order for the band to be successful in all its activities, and to acquire funds for the purchase of equipment, supplies, and staff that contribute to our success. Your participation is truly appreciated, and every parent is always invited to any band function. Mr. Luke welcomes your input and your thoughts on how we can achieve our common goals together.

The Madison High School Band receives only the band director as funding for the band program, so the program is mostly self-supporting and has several fundraisers each year. These fundraisers are sponsored by our Band Parent Organization, and they help to reduce out of pocket costs to band families, as well as to support the band's general operating expenses. Part of the profits from fundraisers support the overall program needs.

Parents are encouraged to do their best to support the goals, policies, procedures and decisions of your child's Band Director. Often these are in place for a specific reason, which may not be instantly understood, but is for the common good of all band members. Please feel free to contact Mr. Luke should you have any questions.

At home, require that your child practice at least 30 minutes each day. This is a standing homework assignment from the band, and your student should never say that he or she does not have a nightly practice assignment. Ask your child to play for you and your family weekly. They learn scales, rhythms, and music each day during class so they should always have something to play for you. Much of their grade depends upon steady, committed practice at home. Do your best to encourage this!

Help your child to learn to be punctual, and do your best to help them arrive on time for all scheduled rehearsals and performances. It is impossible to adequately rehearse with people late or missing from any scheduled event. Please help them understand the importance of starting on time.

Become involved! Attend all concerts and performances, be an active part of the Band Parent Organization and have a voice in the operations of the program, "pop in" at rehearsals to see what is happening with the band, and enthusiastically cheer your band every chance you get. They may never tell you, but your kids love this and come to depend on it. They work very hard to make the best possible product, so let them know how much you appreciate what you do.

### Band Parent Organization

The Madison High School Band Parent Organization is a group of parents who support our band program by fundraising, volunteering, chaperoning, caring for uniforms, building props, transporting and setting up equipment, organizing band activities, sending out newsletters, writing grants, creating concert programs, etc. There is always an area that you can volunteer to be a part of. We need you, and we strongly encourage all parents to become involved in this organization. Parents are involved in the planning of many aspects of the program and work closely with Mr. Luke and staff to create a positive, enjoyable, and successful band program. All parents are a vital part of their child's success and we deeply value your input. We hope that you will join us this year!



## Top Nine Things You Should Know as a “Guardians of Troy” FreshOnes Marching Band

### Parent

#### **9. Your student is probably more capable than you realize.**

Even if you have all the time in the world, you will start to feel like a personal servant if you don't ask your kids to take some responsibility for their own stuff. Water jugs, lunches, props, laundry – it never ends. Your student can make a sandwich, fill up a water jug, and set out their 'stuff.' It's up to you if you want them using your washer and dryer, but they've got to learn someday. When you see what they accomplish and how hard they work for someone else, you will be amazed. This is an excellent time to start teaching (if you haven't already) self-management techniques that will serve them well throughout life. If you are inclined, help them create checklists so that they remember everything they need to bring. It will be a lot of stuff, so be ready.

#### **8. Get out of the car and come join us.**

Sounds odd doesn't it? Many parents do not realize that they can enter the band room without ill effect (just don't come during the regular school day unless pre-approved). Be respectful of practices going on, but come on in and see what is happening. Frequently, there are parents working on projects or hanging around. It is a great time to make introductions and let people know you are new to the band program. Park the car and come to the field. The last 15-20 minutes of marching band rehearsals will be a run-through of what the kids have learned so far. Thursday nights are the traditional nights to view. Watching the evolution of the marching band and the kids is really inspiring. It will blow your mind what your kid can do! And believe it or not, you will not see the same \*exact\* show week after week. Bring the family and enjoy the show, but remember to stay quiet so you don't distract the kids. On competition days, come inside after the band returns. This is a good time to congratulate or encourage your student. Drop by before they leave to let them know you support them. You may feel a bit more like a spectator than a parent, but the kids know you are there and they appreciate it.

#### **7. Learn to manage your time and teach your student how to manage theirs.**

You WILL be busy – especially from August until the middle of November. You will receive calendars and emails, but you MUST find a way to keep track of everything that works for you. More importantly, your student will have to balance band and school work. It is not easy, but it can be done. Most band members carry a full load of classes; many are honor students with AP and/or Collegiate Classes. You will have to find pockets of time for homework and other responsibilities. Some students do homework on the bus when necessary. The freshman year is already a big adjustment. Between band and school there won't be much time for anything else. But it doesn't last forever.

**6. Bring cash and something to sit on.** Most school functions require you to bring cash. Competitions charge admission, anywhere from \$10 to \$20 per person. Children under 5 are usually admitted free. You MUST bring cash. Concessions are cash only, as are some souvenir vendors.

Aluminum benches are hard. Many of the events are outside so plan accordingly. Something to sit on will make the experience more enjoyable.

#### **5. Band Directors are people, too.**

But they are BUSY people. They work long hours and their main focus is the kids. If you have a specific concern about your child and the band program, set up a time to discuss it. If you need general information, directors and instructors are probably not your best resource. Try a fellow parent first, another band booster. On another note: Marching band requires dedication and discipline from your student. The job of the directors is to help your student excel in band. Directors speak loudly, pointedly and sometimes without pleasantries. When mistakes are made, especially due to

inattention or lack of effort, there are consequences. Try to relax and allow the process to work. Encourage your student to do their best, listen, and work hard. Everyone wants your child to be successful. You will learn this as you move through the season.

#### **4. You are not alone.**

Unless you want to be. Every parent – okay, MOST parents, feel overwhelmed at first. The whole first year is a scramble to keep up. Here are some good phrases to put into use: “Excuse me, I’m new and I was wondering...”, “Hi, I’m a freshman parent, my name is...”. “I’m Ben’s mom and I heard...” You will be surprised how quickly you will be pulled into the fold. Timing is everything, of course. If you ask someone who is obviously busy, you may not get the welcome you hoped for. Rarely are other parents too busy to help you. We want you to join us and we love to share our experience with you..

Your student will be making all kinds of new friends, why shouldn’t you? You can find people to carpool with, volunteer with, celebrate with, and commiserate with. Band parents are valuable resources. They can help you find the solutions to your dilemmas, and there will be dilemmas. You will also get to know the parents of the kids your students are hanging around. What a bonus!

#### **3. We can’t do it without you — Volunteer and come to the parent meetings.**

You will be asked to commit time, energy, donations and band fees to the band program. Unlike many sports programs, the Marching Band must have parent volunteers for the programs to run smoothly—and it is the best way to get to know others. Plan to attend as many band parent meetings as you can. They are only once a month for about 60 minutes.

About volunteering – no experience necessary. No, REALLY! There are tasks that required specific skills, but most opportunities do not. If you can pull a soda from a cooler, use scissors, sew or build props, you have all the skills you need. Better yet, there is so much to do, you are bound to find something you actually enjoy doing. At first it looks like everyone else know what is going on but you. Take the initiative “I am new, and I’m here to help.” We will put you to work straight away at something that is not far outside your comfort zone. It may be just a little outside, and the feeling will quickly pass. It won’t hurt a bit. You will be helping keep YOUR band fees down and have fun doing it.

#### **2. READ YOUR EMAIL AND MESSAGES**

This could be said a thousand times and still not be said enough. As the season progresses, you will get multiple messages throughout the week. READ THEM. CHECK YOUR MESSAGES DAILY. You may not always completely understand the emails, BUT READ THEM. If you are completely lost, you can reply to the email and to ask for more info. We want you to understand what is going on, but you have to read your email and ask questions. If you don’t, you may have unfortunate results, miss something important, or miss something fun.

#### **1. Yes, it’s worth it!**

All of the rides, time, effort (and it is extraordinarily a lot) that as a parent, you put into getting your child to practices are worth every second. You may not be able to appreciate that in the beginning. Your student may get discouraged at first. There is a lot of repetition, hot sweaty days, failures, and disappointments. Then the show starts to come together and everything changes. There is a new energy, a new excitement. This is the point where they will either LOVE band or plan a different activity next year. Most of the kids LOVE band by the end of the season, so make them tough it out for the whole season. It will be worth it. You may be uncomfortable at points. You will feel unsure. If you can push past the confusion and the chaos, you will probably get hooked like the rest of us. There is no way to describe how amazing this experience can be, but if you get involved you will find out for yourself.

## **Questions Specific to Marching Band (including Color Guard/Twirlers)**

### **Is there a prerequisite for Marching Band?**

All students must be enrolled and be members in good standing in a performing ensemble class both spring and fall semesters to be eligible to be in the Marching Band.

### **What forms do I need to complete for my student to march?**

All forms needed for marching band are distributed at the beginning of the marching season (in spring). They are also located on the Forms page of the band website. These forms must be completed each year. Also, the Commitment Letter, Attendance Contract, Instrument Contract, and Band Fees Form must be signed and returned prior to your student having a “dot” in the drill.

### **When are the rehearsals for marching band?**

The calendar for the marching season will be provided at the Band Interest Meeting held in the spring, and it is posted on the band website. Please remember that doctor’s appointments, homework, etc. are not excused and conflicts are to be avoided. It is critical for your student to attend all rehearsals and events. After school begins, rehearsals are in the evenings on Monday – Thursday nights. There are also weekend events that the student must attend (i.e. competitions, mini-camps, parades, etc.). The band also performs at all football games each season.

### **What is Band Camp?**

Band camp is the culmination of the creative process for the marching band show. Marching band camp is held on the campus of Madison High School. Students will learn how to march, play while marching, play in the outdoor environment, and the importance of team membership to create a musical experience. Students will receive instruction from staff members in marching and playing in both individual and ensemble settings. Many bonds are formed in the marching band camp. Aside of marching and playing, ideals of trust, responsibility, teamwork, goal setting and achievement, and character are all components of the camp experience.

### **Is Band Camp mandatory if I plan on being in the marching band?**

Yes, the marching band camp is mandatory. We will cover the equivalent of nearly six weeks of regular rehearsal hours in the three weeks of camp. The process of learning marching drill is dependent on the “dots” in the drill being filled. Without the charted marcher in attendance at any given time, it becomes a hardship to those around him/her to successfully march their drill. Likewise, promptness to all rehearsals is required, so we can all begin at the same time. When the rehearsal time is posted, please plan to arrive 15-20 minutes prior to be ready to begin at the given time. We also ask that all doctor appointments, unless an emergency, not be scheduled during band camp. Attendance and promptness will be documented at each rehearsal per handbook policies. Leadership members will notify the directors of tardiness and/or absence.

### **What should I do if my student is sick?**

If your student is ill on any given morning of band camp, it is imperative that the band director is contacted (972-925-2825 or [juluke@dallasisd.org](mailto:juluke@dallasisd.org)). It is also required that you either call or text your section leader or your drum major. Do not assume that we will know they are sick if they are not in attendance. Upon returning, whether it is that particular day or another day of band camp, please send a written excuse for your child’s absence. Any student present for the school day is expected to be present for any after-school rehearsals.

*All excuses must be submitted in writing using the Madison HS Band Report of Absence Form found on the Forms page of the band website.*

### **What should I wear to Band Camp?**

Plain white t-shirts, black shorts (for instrumentalists) or green shorts (for color guard/twirlers), and sturdy tennis shoes are the suggested attire for camp. Starting in summer rehearsals, students will be required to wear the rehearsal uniform at every rehearsal.

Your feet are very crucial to your success as a marching member, therefore please wear athletic shoes that will be comfortable and allow you flexibility to move easily. Flip-flops, swimming shoes, and sandals are not allowed for any marching rehearsal including band camp. Students must wear shoes at all times while at camp. Stepping on a sharp object could potentially take you out of the show for the season.

*Please bring sunscreen, baseball caps, sunglasses and lots of water to drink. You will spend approximately four hours per day, minimum, in the sun. Be prepared and take care of yourself during these hours.*

### **What should my child eat during Band Camp?**

Please see that your child eats a good breakfast each morning, preferably no dairy and minimal sugar. They will start the day running and will use lots of physical energy during the morning rehearsal block. Many students who typically do not eat breakfast find this a difficult three hours and can become ill due to the lack of nutrition. We strongly encourage your student to eat *all meals* well during camp and to avoid caffeine to help prevent dehydration.

### **What do I need to bring to camp each day?**

You need to bring your well-maintained instrument. Please have the instrument in good playing condition for band camp. You will be spending a lot of time playing and poor conditions will not aid in your progress during the week. Please have valve oil and extra reeds, as well.

If you will be using a school-owned instrument (percussion, tuba, marching baritone, etc.) you will be issued an instrument. A form will be sent home with you for your parent's signature outlining the responsibilities of using a school-owned instrument including the cost of the rental.

**Please plan to bring a water cooler full of water at the beginning of each rehearsal.** Fill it up before you come to school! Everyone is expected to bring his or her own water. Do not plan on sharing! Water and sports drinks are recommended. Caffeine should be avoided when participating in outdoor activities. PREHYDRATION is a must! Remember that eight glasses of water a day is for "normal" exertion. Students should increase water intake **three days** prior to band camp and should replace fluids every night during camp. Your name should be clearly marked on your water cooler, and EVERYTHING else that you bring to camp.

### **What are Marching Band fees and what do they cover?**

Marching fees cover the cost of arrangement and writing of the music, original drill writing, uniform accessories, special event nights during band camp, medical supplies, specialized instruction for color guard, marching competition fees, travel to competitions, water at football games and at competitions, maintenance and repair of marching band school-owned instruments, purchase of new uniforms and color guard performance uniforms, etc. How much are Marching Band fees? Fees vary from year to year depending on the competition plans, the number of students participating, auxiliary unit uniforms, and other factors. Students and parents are encouraged to fundraise their fees rather than pay out of pocket.

### **What other expenses will I incur in marching band?**

There will be expenses for some meals, souvenirs, t-shirts, etc. at competitions. Additional costs will be announced via email.

# Madison High School Band Handbook Acknowledgement Form

Dear Parents and Students:

Please read the Jupiter High School Band Handbook and return this signed sheet. Please read through the handbook so that you may become acquainted with the policies under which our organization is governed.

After reading the handbook, please acknowledge the following statements by printing both parent and student name, as well as signing and dating in appropriate places.

By my signature, I confirm that:

1. I have read the Band Handbook and agree to comply with the policies set forth therein. I agree that I will support the Band Director and instructional staff in following the policies within the handbook.
2. An unexcused absence from a performance or a rehearsal WILL result in a zero credit. A tardy from a rehearsal will result in partial credit. Multiple tardies or absences in a co-curricular activity will result in the student not performing.
3. I authorize the Band Director or his designees to render or secure First Aid for my son or daughter in the event of sickness or accident at on- and off-campus rehearsals, performances, and activities, and while en route to or from them, and I give my permission for the Band Director or his designee to secure immediate medical attention if necessary. I understand that parental contact will be made as soon as possible, and that treatment will follow the specifications listed by the parent or guardian on the Medical Release Form. I also agree that I will be responsible for the cost of all necessary treatments and/or services given to my child.
4. I hereby give permission for my child to participate in all band activities (including football games, marching and concert competitions, parades, and activity trips) during the school year. I understand that all trips will be taken with carriers approved by Dallas Independent School District, and will comply with all local and state governing rules. I agree that I, as a parent or legal guardian, will be financially responsible for any damages that my child causes and will incur the cost to transport my child home from a trip if his or her behavior warrants immediate attention.

\_\_\_\_\_  
Student Name (printed)

\_\_\_\_\_  
Student Signature

\_\_\_\_\_  
Parent Name (printed)

\_\_\_\_\_  
Parent Signature

\_\_\_\_\_  
Date

*This signed form is due Tuesday, January 22, 2019*