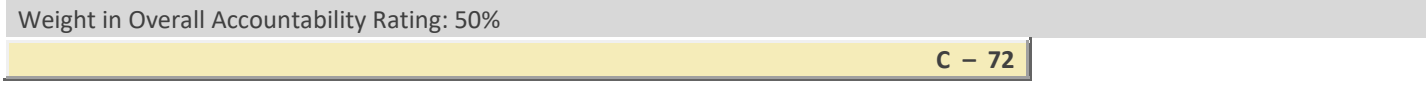



OVERALL ACCOUNTABILITY RATING



State Accountability System



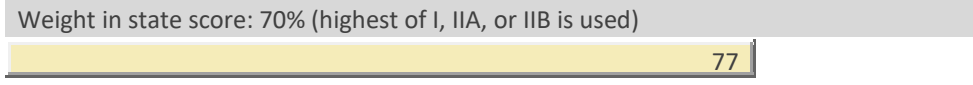
State Domain I: STUDENT ACHIEVEMENT



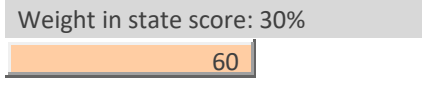
State Domain IIA: SCHOOL PROGRESS (ACADEMIC GROWTH)



State Domain IIB: SCHOOL PROGRESS (RELATIVE PERFORMANCE)



State Domain III: CLOSING THE GAPS



Local Accountability System



Local Domain: ACADEMICS



Component: School Effectiveness Index

2018 School Effectiveness Index: 43.6 Scaled Score: 67

Local Domain: CULTURE AND CLIMATE



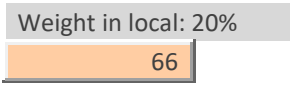
Component: Campus Climate Survey

2019 Spring Percentage Positive Responses: 72.1%
Scaled Score: 75

Component: Parent/Guardian Satisfaction Survey

2019 Percentage Positive Responses: 78%
Scaled Score: 67

Local Domain: STUDENT ENGAGEMENT



Component: Student Classroom Experience Survey

2019 Percentage Favorable Responses: 63%
Scaled Score: 59

Component: Extra- and Co-curricular Participation

2018-19 Participation Rate: 71.1%
Scaled Score: 72

For information about the Dallas ISD local accountability system, go to <https://www.dallasisd.org/Page/45918> For details about the school's state accountability components, go to <https://rptsrvr1.tea.texas.gov/perfreport/account/2019/srch.html>