


OVERALL ACCOUNTABILITY RATING




State Accountability System

Weight in Overall Accountability Rating: 100%*




State Domain I: STUDENT ACHIEVEMENT



State Domain IIA: SCHOOL PROGRESS (ACADEMIC GROWTH)

Weight in state score: 70% (highest of I, IIA, or IIB is used)




State Domain IIB: SCHOOL PROGRESS (RELATIVE PERFORMANCE)




State Domain III: CLOSING THE GAPS

Weight in state score: 30%




Local Accountability System



*A school that receives a rating of D or F in the state accountability system cannot have local accountability results used in the computation of the overall rating. See the LAS chapter in https://tea.texas.gov/sites/default/files/Adopted%202019%20Accountability%20Manual_final.pdf. The school had a state rating of F so local results below are for information only.

Local Domain: ACADEMICS



Component: School Effectiveness Index

2018 School Effectiveness Index: 44.8 Scaled Score: 69

Local Domain: CULTURE AND CLIMATE



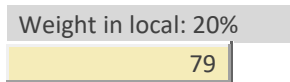
Component: Campus Climate Survey

2019 Spring Percentage Positive Responses: 56.7%
Scaled Score: 59

Component: Parent/Guardian Satisfaction Survey

2019 Percentage Positive Responses: 87.5%
Scaled Score: 67

Local Domain: STUDENT ENGAGEMENT



Component: Student Classroom Experience Survey

2019 Percentage Favorable Responses: 84%
Scaled Score: 77

Component: Extra- and Co-curricular Participation

2018-19 Participation Rate: 99.1%
Scaled Score: 81