




OVERALL ACCOUNTABILITY RATING



State Accountability System



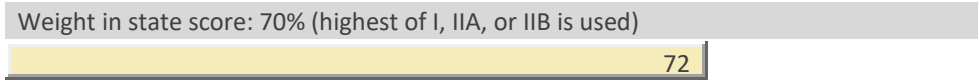
State Domain I: STUDENT ACHIEVEMENT



State Domain IIA: SCHOOL PROGRESS (ACADEMIC GROWTH)



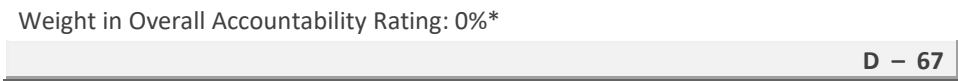
State Domain IIB: SCHOOL PROGRESS (RELATIVE PERFORMANCE)



State Domain III: CLOSING THE GAPS




Local Accountability System



*A school that receives a rating of D or F in the state accountability system cannot have local accountability results used in the computation of the overall rating. See the LAS chapter in https://tea.texas.gov/sites/default/files/Adopted%202019%20Accountability%20Manual_final.pdf. The school had a state rating of D so local results below are for information only.

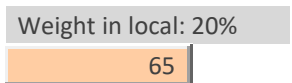
Local Domain: ACADEMICS



Component: School Effectiveness Index

2018 School Effectiveness Index: 43.6 Scaled Score: 67

Local Domain: CULTURE AND CLIMATE



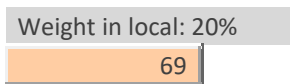
Component: Campus Climate Survey

2019 Spring Percentage Positive Responses: 68.2%
Scaled Score: 74

Component: Parent/Guardian Satisfaction Survey

2019 Percentage Positive Responses: 63.7%
Scaled Score: 56

Local Domain: STUDENT ENGAGEMENT



Component: Student Classroom Experience Survey

2019 Percentage Favorable Responses: 64%
Scaled Score: 60

Component: Extra- and Co-curricular Participation

2018-19 Participation Rate: 89.6%
Scaled Score: 77

For information about the Dallas ISD local accountability system, go to <https://www.dallasisd.org/Page/45918> For details about the school's state accountability components, go to <https://rptsrv1.tea.texas.gov/perfreport/account/2019/srch.html>