


OVERALL ACCOUNTABILITY RATING




State Accountability System

Weight in Overall Accountability Rating: 60%*




State Domain I: STUDENT ACHIEVEMENT




State Domain IIA: SCHOOL PROGRESS (ACADEMIC GROWTH)

Weight in state score: 70% (highest of I, IIA, or IIB is used)




State Domain IIB: SCHOOL PROGRESS (RELATIVE PERFORMANCE)




State Domain III: CLOSING THE GAPS

Weight in state score: 30%



Local Accountability System

Weight in Overall Accountability Rating: 40%*



*A school that receives a rating of Not Rated in the state accountability system cannot have local accountability results used in the computation of the overall rating. The school had a state rating of Not Rated so local results below are for information only.


Local Domain: ACADEMICS

Component: School Effectiveness Index (SEIs not computed in 2021)

2021 School Effectiveness Index: NA Scaled Score: NA

Local Domain: CULTURE AND CLIMATE

Weight in local: 50%



Component: Campus Climate Survey

2022 Spring Percentage Positive Responses: 47.3%

Scaled Score: 57

Component: Parent/Guardian Satisfaction Survey

2022 Percentage Positive Responses: 65.6%

Scaled Score: 56

Local Domain: STUDENT ENGAGEMENT

Weight in local: 50%



Component: Student Classroom Experience Survey

2022 Percentage Favorable Responses: 62%

Scaled Score: 59

Component: Extra- and Co-curricular Participation

2021-22 Participation Rate: 37%

Scaled Score: 72