

Data Analysis

Concepts & Terms

Concepts

Data Analysis Concepts & Terms

- Triangulation
- Data Analysis Terms & Techniques
- Data Sources

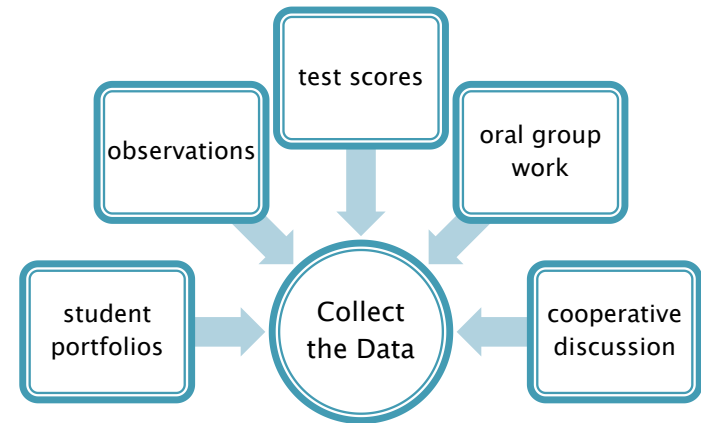
Triangulation

- What is it?
- Why is it important?

Triangulation

- What is it?
 - Using multiple data sources, data collection procedures, and analytic procedures.
- Why is it important?
 - It can ensure a more accurate view that will help in making more effective decisions.

Triangulation: A Multidimensional View



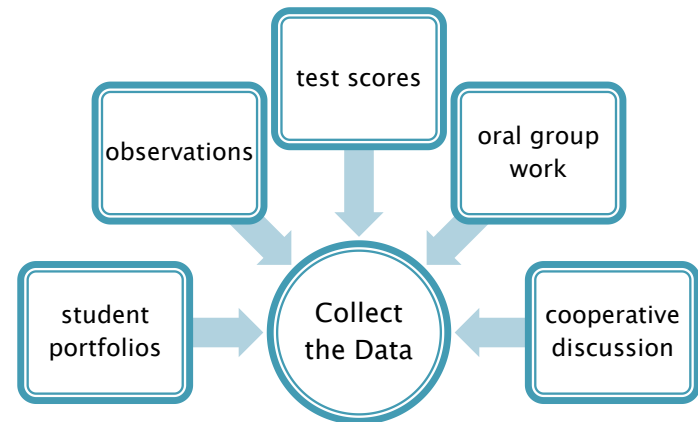
Triangulation

Data Analysis Model and Process

When using a process to analyze data it is important to practice a multidimensional view.



Triangulation: A Multidimensional View



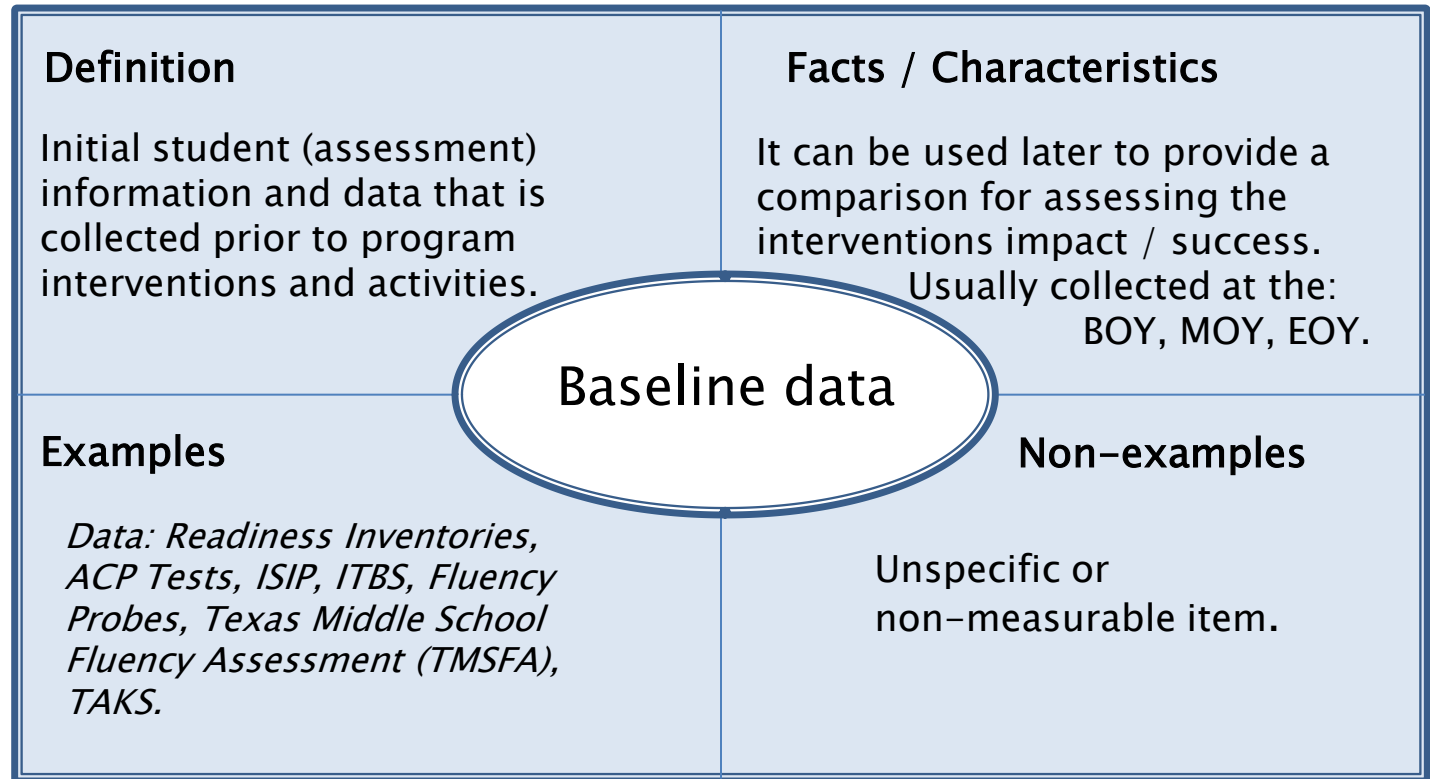
Examples of Data Analysis Techniques

Data Analysis Techniques to Review:

- Collecting and reviewing baseline data
- Discuss / define student data points
- Disaggregating student data and digging deeper
- The Data Analysis Model and Process
- Graphing and visually displaying data to share with teachers, campuses and district staff

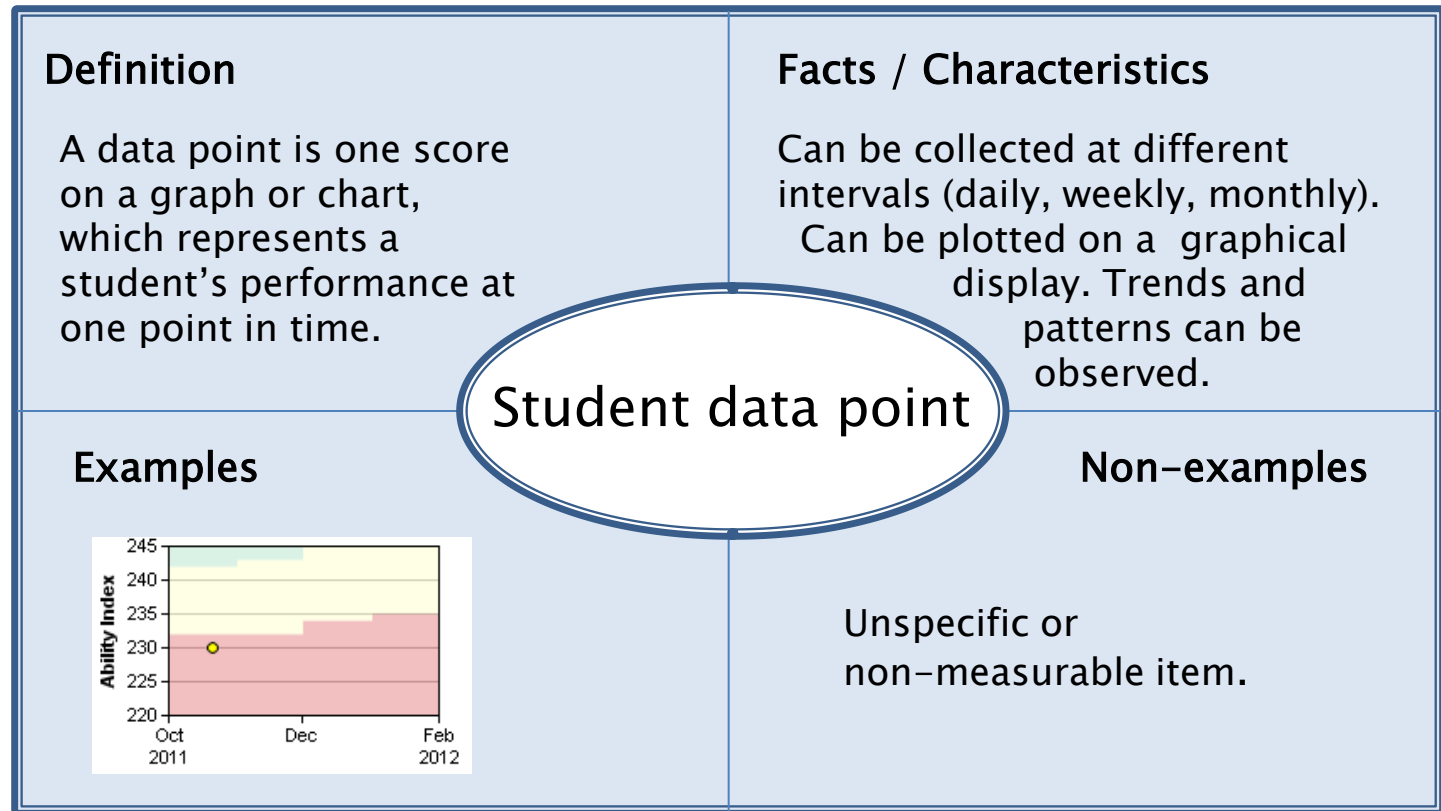
Examples of Data Analysis Techniques

Baseline Data:



Examples of Data Analysis Techniques

Student Data Point:



Examples of Data Analysis Techniques

Disaggregating student data and digging deeper:

- Disaggregating data involves separating student-learning data results into groups of data sets by race/ethnicity, language, economic level, and or educational status.
- Normally student achievement data are reported for whole populations, or as aggregate data. When data is disaggregated, patterns, trends and other important information are uncovered.

Examples of Data Analysis Techniques

Disaggregating student data and digging deeper:

- Why is it important?
- By looking at data by classrooms in a school, by grade levels within a school or district, or by schools within in a district; disaggregated data can tell you more specifically what is affecting student performance.

Examples of Data Analysis Techniques

Disaggregating student data and digging deeper:

- Why is it important?
- Disaggregators allow the ability to focus in on a particular group of students and to compare them with a reference group.
- For example, a campus may want to see how the Limited English Proficient (LEP) students are performing relative to other students.

Examples of Data Analysis Techniques

Disaggregators can include the following:

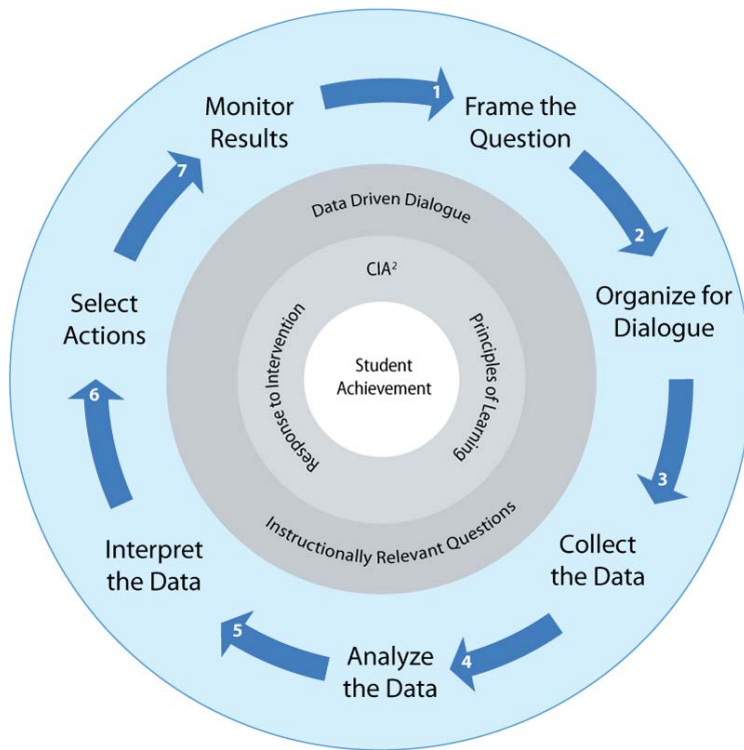
- Race
- Ethnicity
- Gender
- Special Education Status
- Lunch Status (Income Level)
- English Proficiency (LEP)
- Grade
- Attendance Rates
- Retention
- Current and Prior Programs, Supports, and Interventions

Example:

- Fourth-grade African American, White, Hispanic, Native American, and Asian students' performance in math.

Examples of Data Analysis Techniques

Practice a consistent process to analyze data such as:
The Data Analysis Model and Process




Data Analysis Model Layers
Process Steps
Embedded Data Practices
District Initiatives
Student Achievement

Examples of Data Analysis Techniques

Further information over The Data Analysis Model and Process, tools and resources can be found at:


<http://www.dallasisd.org/Page/12258>



Dallas ISD Data Coaching Services

Orient Campuses to Data • Assist in Data Analysis • Provide Feedback System

Data Analysis Model and Process



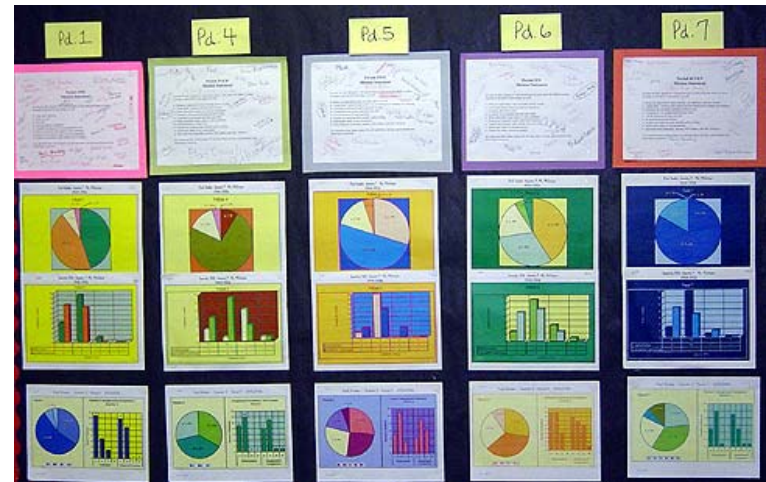
1 Frame the Question	2 Organize for Dialogue	3 Collect Data	4 Analyze Data	5 Interpret Data	6 Select Actions	7 Monitor Results

Data Coaching Services
Page 1 of 1
Last updated January 24, 2012

Examples of Data Analysis Techniques

Graphing and visually displaying data to share with teachers, campuses and district staff

- Data Walls can:
- Create visual displays of data, and student / teacher progress toward goals
- Build a shared vision of campus and teacher ownership and awareness toward goals



Examples of Data Analysis Techniques

Graphing and visually displaying data to share with teachers, campuses and district staff

- Data Walls can:
- Facilitate team engagement and learning
- Create visuals that anchor teachers and campuses work and can be shared with other audiences



Data Sources

Student Data

- Assessments
- Academic Behavior
- On-Track / Graduation
- College Readiness
- Course Enrollment
- Demographics

Specific Examples of Student Data:

- Elementary (PK–5):
 - ISIP, ITBS/Logramos, STAAR, TAKS, Readiness Inventory, Interim Assessments
- Secondary (6–12):
 - Readiness Inventory, Interim Assessment, Writing Assessment, ACP, TAKS/STAAR, Texas Middle School Fluency Assessment (TMSFA), Fast ForWord Reading Progress Indicator (RPI), EOC, Readistep, PSAT

Data Sources

Examples of Campus Data & Locations:

- AEIS – Academic Excellence Indicator System :
<http://ritter.tea.state.tx.us/perfreport/aeis/>
- AYP – Adequate Yearly Progress :
<http://www.tea.state.tx.us/ayp/>
- District performance standards and campus information found in Dallas ISD Campus Data Packets:
<http://mydata.dallasisd.org/SL/SD/cdp.jsp>