
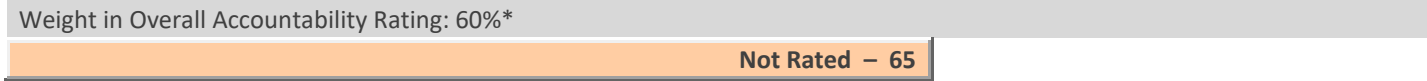



OVERALL ACCOUNTABILITY RATING



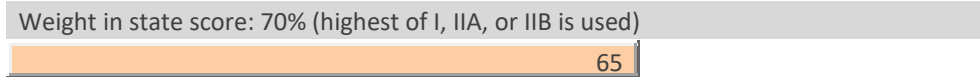
State Accountability System



State Domain I: STUDENT ACHIEVEMENT



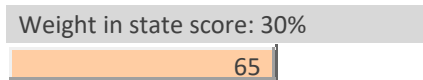
State Domain IIA: SCHOOL PROGRESS (ACADEMIC GROWTH)



State Domain IIB: SCHOOL PROGRESS (RELATIVE PERFORMANCE)



State Domain III: CLOSING THE GAPS



Local Accountability System



*A school that receives a rating of Not Rated in the state accountability system cannot have local accountability results used in the computation of the overall rating. The school had a state rating of Not Rated so local results below are for information only.

Local Domain: ACADEMICS

Component: School Effectiveness Index (SEIs not computed in 2021)

2021 School Effectiveness Index: NA Scaled Score: NA

Local Domain: CULTURE AND CLIMATE




Component: Campus Climate Survey

2022 Spring Percentage Positive Responses: 62.8%
Scaled Score: 64

Component: Parent/Guardian Satisfaction Survey

2022 Percentage Positive Responses: 91.5%
Scaled Score: 75

Local Domain: STUDENT ENGAGEMENT



Component: Student Classroom Experience Survey

2022 Percentage Favorable Responses: 79%
Scaled Score: 69

Component: Extra- and Co-curricular Participation

2021-22 Participation Rate: 97%
Scaled Score: 89