

OVERALL ACCOUNTABILITY RATING



State Accountability System

Weight in Overall Accountability Rating: 60%



State Domain I: STUDENT ACHIEVEMENT


Weight in state score: 70% (highest of I, IIA, or IIB is used)



State Domain IIA: SCHOOL PROGRESS (ACADEMIC GROWTH)



State Domain IIB: SCHOOL PROGRESS (RELATIVE PERFORMANCE)




State Domain III: CLOSING THE GAPS

Weight in state score: 30%



Local Accountability System

Weight in Overall Accountability Rating: 40%




Local Domain: ACADEMICS

Component: School Effectiveness Index (SEIs not computed in 2021)

2021 School Effectiveness Index: NA Scaled Score: NA

Local Domain: CULTURE AND CLIMATE

Weight in local: 50%



Component: Campus Climate Survey


2022 Spring Percentage Positive Responses: 81.3%
Scaled Score: 76

Component: Parent/Guardian Satisfaction Survey

2022 Percentage Positive Responses: 88.9%
Scaled Score: 69

Local Domain: STUDENT ENGAGEMENT

Weight in local: 50%



Component: Student Classroom Experience Survey

2022 Percentage Favorable Responses: 81%
Scaled Score: 72

Component: Extra- and Co-curricular Participation

2021-22 Participation Rate: 89%
Scaled Score: 85

For information about the Dallas ISD local accountability system, go to <https://www.dallasisd.org/Page/45918>. For details about the school's state accountability components, go to https://rptsrv1.tea.texas.gov/perfreport/account/acct_srch.html.