




**OVERALL ACCOUNTABILITY RATING**



**State Accountability System**



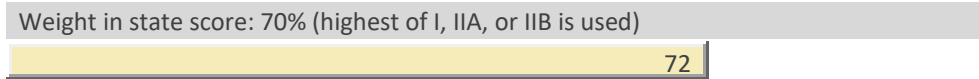
**State Domain I: STUDENT ACHIEVEMENT**



**State Domain IIA: SCHOOL PROGRESS (ACADEMIC GROWTH)**




**State Domain IIB: SCHOOL PROGRESS (RELATIVE PERFORMANCE)**



**State Domain III: CLOSING THE GAPS**



**Local Accountability System**



\*A school that receives a rating of Not Rated in the state accountability system cannot have local accountability results used in the computation of the overall rating. The school had a state rating of Not Rated so local results below are for information only.

**Local Domain: ACADEMICS**

**Component: School Effectiveness Index (SEIs not computed in 2021)**

2021 School Effectiveness Index: NA Scaled Score: NA

**Local Domain: CULTURE AND CLIMATE**



**Component: Campus Climate Survey**

2022 Spring Percentage Positive Responses: 89.7%  
Scaled Score: 84

**Component: Parent/Guardian Satisfaction Survey**

2022 Percentage Positive Responses: 88.9%  
Scaled Score: 69

**Local Domain: STUDENT ENGAGEMENT**



**Component: Student Classroom Experience Survey**

2022 Percentage Favorable Responses: 89%  
Scaled Score: 85

**Component: Extra- and Co-curricular Participation**

2021-22 Participation Rate: 100%  
Scaled Score: 100