


WILLIAM M. ANDERSON ELEMENTARY SCHOOL (057905104)

OVERALL ACCOUNTABILITY RATING




State Accountability System

Weight in Overall Accountability Rating: 60%



State Domain I: STUDENT ACHIEVEMENT




State Domain IIA: SCHOOL PROGRESS (ACADEMIC GROWTH)

Weight in state score: 70% (highest of I, IIA, or IIB is used)




State Domain IIB: SCHOOL PROGRESS (RELATIVE PERFORMANCE)




State Domain III: CLOSING THE GAPS

Weight in state score: 30%



Local Accountability System

Weight in Overall Accountability Rating: 40%



Local Domain: ACADEMICS

Component: School Effectiveness Index (SEIs not computed in 2021)

2021 School Effectiveness Index: NA Scaled Score: NA

Local Domain: CULTURE AND CLIMATE

Weight in local: 50%



Component: Campus Climate Survey

2022 Spring Percentage Positive Responses: 89.1%
Scaled Score: 83

Component: Parent/Guardian Satisfaction Survey

2022 Percentage Positive Responses: 91.4%
Scaled Score: 74

Local Domain: STUDENT ENGAGEMENT

Weight in local: 50%



Component: Student Classroom Experience Survey

2022 Percentage Favorable Responses: 89%
Scaled Score: 85

Component: Extra- and Co-curricular Participation

2021-22 Participation Rate: 100%
Scaled Score: 100