


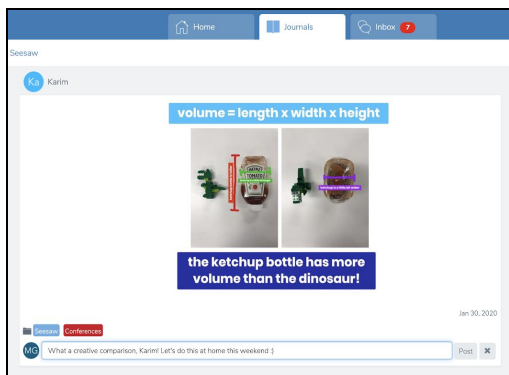
What is Seesaw?

Seesaw creates a powerful learning loop between teachers, students, and families.



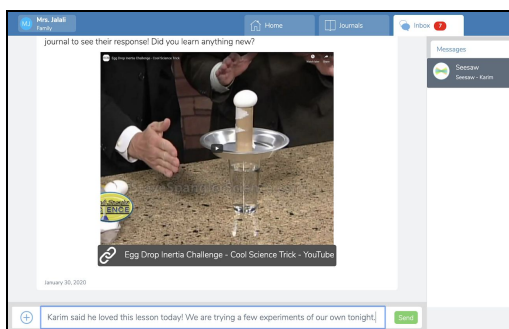
Seesaw makes your child's thinking and learning visible

- ✓ Students complete assignments and post to their journal using the **Class app**
- ✓ Your child uses Seesaw learning tools like photo, draw + record and video to create, reflect and show their learning



Engage with your child's learning in real time on the Family app

- ✓ See and celebrate your child's growth
- ✓ Leave comments of encouragement
- ✓ Connect to all your children's journals in one place



Form strong partnerships with your child's teacher on the Family app

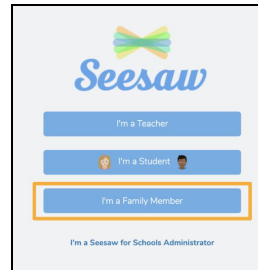

- ✓ Receive resources and announcements
- ✓ Message one-on-one with the teacher (*group messaging is not available*)
- ✓ Respond with typed messages or click the (+) to send photos, videos, and more

When teachers and families work together, students achieve!
Together on Seesaw, we can celebrate and support your child's learning inside and outside the classroom.

Get Connected on Seesaw

Family members use the **Family app**
or log in as a **Family Member** at **app.seesaw.me**

Students use the **Class app** to complete assignments and post to the Journal



If you received a printed invitation...

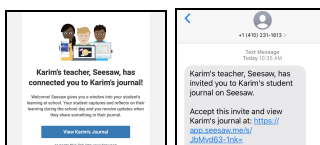
- ✓ Open the Family app or click I'm a Family Member at app.seesaw.me

If you do not have a family account...

- ✓ Click create an account
- ✓ Scan the QR code and follow the prompts

If you already have a family account...

- ✓ Sign in
- ✓ Click your profile icon > Add New Child
- ✓ Scan the QR code




If you received an **invitation by text or email**...

- ✓ Click the link
- ✓ Create a new account or sign in to an existing account

NOTE: You and your child **CANNOT** use the same email address to create accounts.


How to Use Seesaw as a Family Member



Students use the Class app

or log in as a Student at app.seesaw.me

- ✓ Post to their journal
- ✓ Complete assignments



Families use the Family app

or log in as a Family Member at app.seesaw.me

- ✓ View and engage with their child's work
- ✓ Communicate with the teacher


In the Family app, Families see posts by their child, posts their child is tagged in, and comments by the teacher or students on their child's posts



The Home tab shows all of your child's or children's posts from the last 60 days



The Journals tab allows you to view all posts by child or class



Like or comment on any post in the Home or Journal tabs. Leave an audio comment by clicking the microphone icon



The Inbox tab is where you receive announcements and message the teacher one-on-one (*Group messages are not available*)



Attach a multimedia file to any message by clicking the plus icon



Adjust account settings like notification preferences by clicking your profile icon top left



Devices set to languages not English can translate all typed text in one click