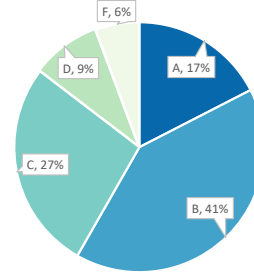


2024 Beaverton School District Middle School Student Survey

Overall, this is the grade I would give my school.

	Percent
A	17%
B	41%
C	27%
D	9%
F	6%

Overall, what grade would you give your school?



This year at school

	Percent Agree
I belong, and I matter.	86%
I believe in myself, and my community believes in me.	78%
I am an informed and engaged member of my community.	82%
I am challenged, supported and successful in my learning.	83%
I feel connected to my learning, to my peers and to the adults in my school.	76%
I see a future I want, and I know how to achieve it.	77%

*Percent Agree includes Strongly Agree and Agree responses; Percent Disagree includes Strongly Disagree and Disagree responses.

My school is clean and neat...

	Percent Agree
In general	75%
In the bathrooms	30%

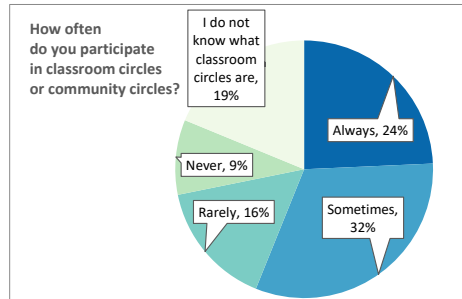
*Percent Agree includes Strongly Agree and Agree responses; Percent Disagree includes Strongly Disagree and Disagree responses.

2024 Beaverton School District Middle School Student Survey

Classroom Circles

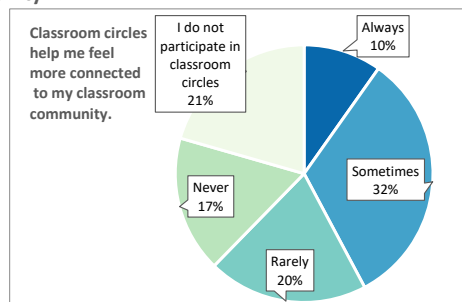
How often do you participate in classroom circles or community circles?

	Percent
Always	24%
Sometimes	32%
Rarely	16%
Never	9%
I do not know what classroom circles are	19%



Classroom circles help me feel more connected to my classroom community.

	Percent
Always	10%
Sometimes	32%
Rarely	20%
Never	17%
I do not participate in classroom circles	21%



Do you agree or disagree that...

	Percent Agree
My thinking has grown as a result of new learning.	85%
My teachers provide adequate and frequent feedback to help move my learning forward.	79%
My teachers believe that I can learn.	90%
My teachers set high expectations for me.	85%
My teachers expect me to have post-high school plans, such as attending college or trade schools.	75%

*Percent Agree includes Strongly Agree and Agree responses; Percent Disagree includes Strongly Disagree and Disagree responses.

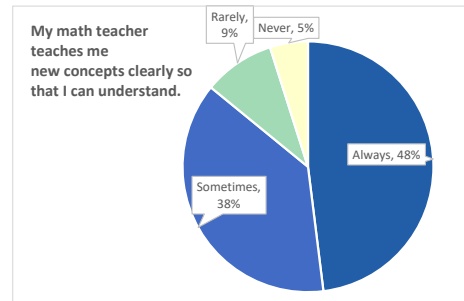
2024 Beaverton School District Middle School Student Survey

Math Instruction

	Percent Yes
Are you taking a math course this term?	91%

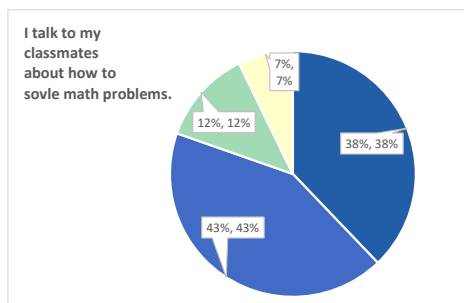
My math teacher teaches me new concepts clearly so that I can understand.

	Percent
Always	48%
Sometimes	38%
Rarely	9%
Never	5%



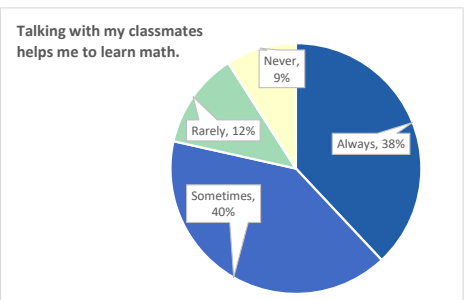
I talk to my classmates about how to solve math problems.

	Percent
Always	38%
Sometimes	43%
Rarely	12%
Never	7%



Talking with my classmates helps me to learn math.

	Percent
Always	38%
Sometimes	40%
Rarely	12%
Never	9%



In my math class...

	Percent Agree
Good resources are provided to help me learn math (textbook, packets, worksheets, notes and/or digital resources).	90%
I see examples of people, places, events, issues and situations that I relate to in the curriculum.	75%
The curriculum has photos/pictures, names, scenarios, and text that reflect a diverse society.	77%
My teacher helps me understand why certain steps work and not just how to do them.	79%
The work that I do in class prepares me for the tests and assessments.	86%
I have opportunities to improve my scores on the learning targets.	87%

*Percent Agree includes Strongly Agree and Agree responses; Percent Disagree includes Strongly Disagree and Disagree responses.

2024 Beaverton School District Middle School Student Survey

Cultural Awareness and Action

	Always	Sometimes	Rarely	Never
How often do you think about what someone of a different race, ethnicity, or culture experiences?	17%	50%	21%	12%
How often do teachers encourage you to learn about people from different races, ethnicities or cultures?	28%	51%	16%	5%
How often are you encouraged to think more deeply about and discuss race-related topics with other students?	16%	46%	26%	12%
How confident are you that students at your school can have honest conversations with each other about race?	20%	44%	22%	13%

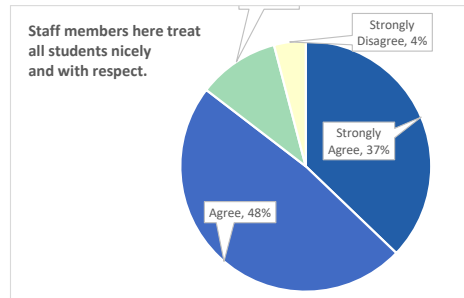


Students and staff should treat each other nicely and with respect, no matter

- their race
- their national origin
- their language
- their religion
- their level of physical or mental ability
- their gender identity
- their sexual orientation
- whether their families are rich or poor

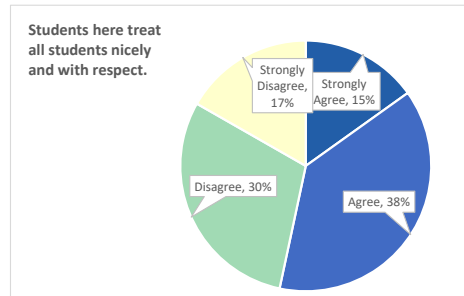
Staff members here treat all students nicely and with respect.

	Percent
Strongly Agree	37%
Agree	48%
Disagree	10%
Strongly Disagree	4%



Students here treat all students nicely and with respect.

	Percent
Strongly Agree	15%
Agree	38%
Disagree	30%
Strongly Disagree	17%

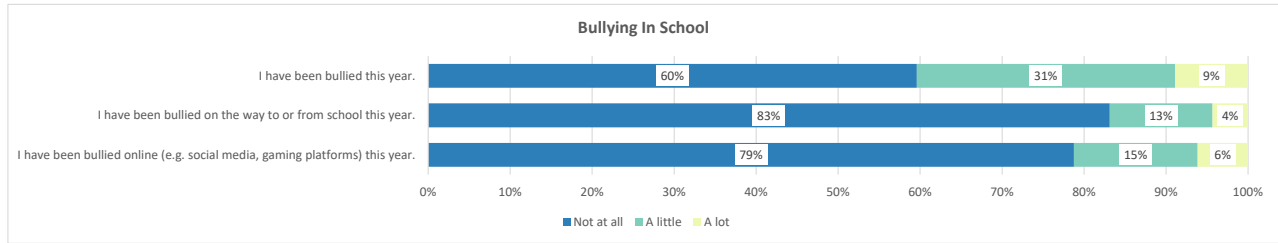


2024 Beaverton School District Middle School Student Survey

Bullying In School

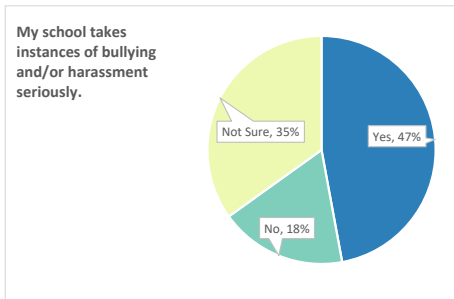
Bullying is unwanted, aggressive behavior among students that involves a real or perceived power imbalance. The behavior is repeated or has the potential to be repeated over time. Bullying includes actions such as making threats, spreading rumors, attacking someone physically or verbally, or excluding someone from a group on purpose.

	Not at all	A little	A lot
I have been bullied this year.	60%	31%	9%
I have been bullied on the way to or from school this year.	83%	13%	4%
I have been bullied online (e.g. social media, gaming platforms) this year.	79%	15%	6%



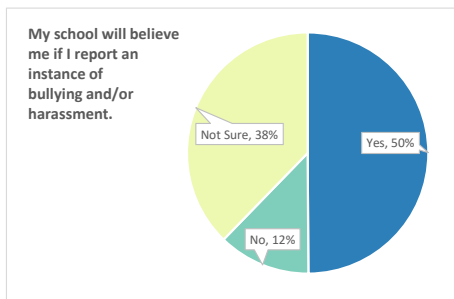
My school takes instances of bullying and/or harassment including bias incidents and/or hate speech seriously.

	Percent
Yes	47%
No	18%
Not Sure	35%



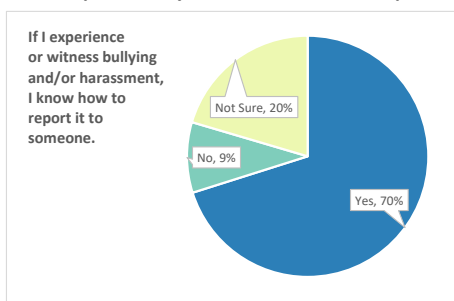
My school will believe me if I report an instance of bullying and/or harassment including bias incidents and/or hate speech.

	Percent
Yes	50%
No	12%
Not Sure	38%



If I experience or witness bullying and/or harassment, including bias incidents and/or hate speech at my school, I know how to report it to someone.

	Percent
Yes	70%
No	9%
Not Sure	20%



All students should feel safe at school and in their communities. SafeOregon gives students, parents, schools and their communities a way to report safety threats or potential acts of violence.

SafeOregon

	Percent Yes
Are you aware of SafeOregon?	75%

2024 Beaverton School District Middle School Student Survey

Technology

Help us understand how you use technology at school and for your schoolwork.

	Percent Yes
My school teaches me how to be a good digital citizen.	82%
I have adequate internet connectivity at home and can access school work with no connectivity problems.	91%
Outside of school, my Chromebook is the main device that I use to complete school work.	82%
My teachers use Canvas regularly to share assignments, resources and classwork.	95%
My learning experience is supported by the digital tools my school offers.	91%

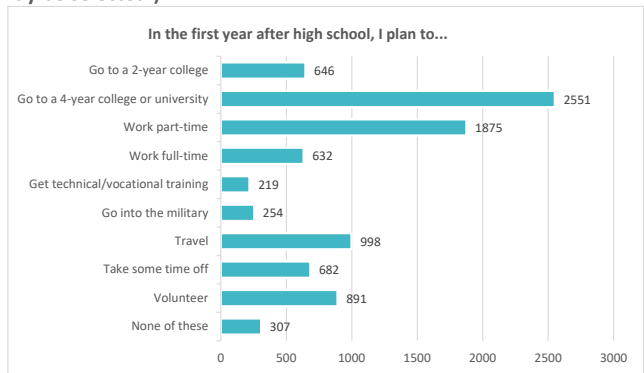
*Percent Agree includes Strongly Agree and Agree responses; Percent Disagree includes Strongly Disagree and Disagree responses.

AVID

	Percent Yes
Are you currently enrolled in an AVID elective?	13%

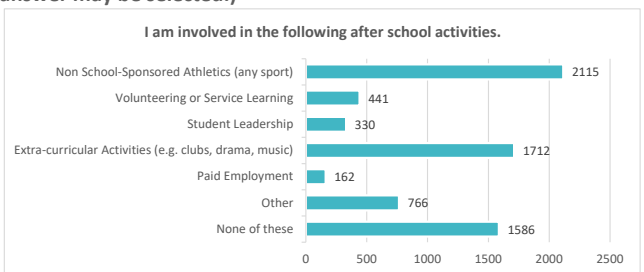
In the first year after high school, I plan to... (More than one answer may be selected.)

	Number
Go to a 2-year college	646
Go to a 4-year college or university	2551
Work part-time	1875
Work full-time	632
Get technical/vocational training	219
Go into the military	254
Travel	998
Take some time off	682
Volunteer	891
None of these	307



I am involved in the following after school activities. (More than one answer may be selected.)

	Number
Non School-Sponsored Athletics (any sport)	2115
Volunteering or Service Learning	441
Student Leadership	330
Extra-curricular Activities (e.g. clubs, drama, music)	1712
Paid Employment	162
Other	766
None of these	1586



2024 Beaverton School District Middle School Student Survey

Demographic Breakdown: Middle School Students, Grades 6-8

	Number
Total Responses	5489
Total Enrollment	8621
Survey Response Rate	63.7%

Grade

	Percent
Sixth Grade	36.9%
Seventh Grade	33.0%
Eighth Grade	30.0%

Race/Ethnic Background

	Percent
American Indian or Alaskan Native	1.3%
Asian	14.5%
Black or African American	1.7%
Hispanic/Latino	14.1%
Native Hawaiian or Other Pacific Islander	0.4%
White	22.0%
Other/Self Describe	7.0%
Multiracial	6.1%
Did Not Answer	32.9%

Gender Identity

	Percent
Female	31.3%
Male	30.1%
Non-binary/third gender	1.2%
Prefer to self describe	5.0%
Did Not Answer	32.4%

Sexual Orientation

	Percent
LGBTQ2SIA+	11.3%
Non-LGBTQ2SIA+	55.8%
Did Not Answer	32.9%