



**RESOLUTION CANVASSING THE RETURNS AND DECLARING RESULTS OF THE GENERAL ELECTION HELD NOVEMBER 3, 2020, FOR THE PURPOSE OF ELECTING THREE MEMBERS TO THE BOARD OF TRUSTEES OF THE DALLAS INDEPENDENT SCHOOL DISTRICT IN DISTRICTS 2, 6, AND 8**

**WHEREAS,** on Thursday, January 23, 2020, the Board of Trustees called for a General Election in Districts 2, 6 and 8; and

**WHEREAS,** Friday, February 14, 2020, was the last day to file for a place on the ballot in the General Election; and

**WHEREAS,** as of Tuesday, February 18, 2020, no write-in candidates had filed a Declaration of Intent for the General Election; and

**WHEREAS,** on Friday, February 27, 2020, the Board Adopted the Order to Cancel the May 2, 2020, General Election for District 6 and to Certify the Unopposed Candidate Elected as of May 2, 2020.

**WHEREAS,** On March 18, 2020, pursuant to Section 418.016 of the Texas Government Code, the Governor issued a proclamation suspending certain provisions of the Texas Election Code and the Texas Water Code to allow all local political subdivisions that are utilizing the May 2, 2020 uniform election date to postpone their election to the November 3, 2020 uniform election date without otherwise adjusting the term of office.

**WHEREAS,** on Thursday, March 26, 2020, the Board Adopted the Order to Postpone the May 2, 2020 Election to November 3, 2020,

**WHEREAS,** on Thursday, July 23, 2020, the Board amended the Order to Postpone the May 2, 2020 Election to November 3, 2020 for Districts 2 and 8;

**WHEREAS,** said election was duly held at the time and place specified; and

**WHEREAS,** every General Election in Texas must be canvassed, per Sections 67.001-67.002 of the Texas Election Code; and

**WHEREAS,** on this date came to be considered the results of said elections, held as ordered and;

**THEREFORE,** on Monday, November 16, 2020, at 10:00 a.m., the Board of Trustees of the Dallas Independent School District Canvassed the results of the November 3, 2020, General Election in accordance with Chapter 67 of the Texas Election Code; and,


**WHEREAS,** the attached appears from said returns duly and lawfully made that were cast at said election the following votes:

1. That said election was duly called; that notice was given in accordance with the law and in accordance with the resolution calling the election; that the election was held in accordance with the law; that due returns of said election have been made by the proper officers.
2. That in said election, no candidate received a majority of votes cast in the **General Election in District 2**. That **Alex Enriquez** received **9,047** votes, **Dustin Marshall** received **24,775** votes, and **Nancy Rodriguez** received **27,914** votes. Therefore, and pursuant to this official canvass, the position for Board of Trustee District 2 for the Dallas Independent School District will be decided in a **Joint Runoff Election to be held on Tuesday, December 8, 2020**, under provisions of Section 2.021 of the Texas Election Code. In that election, the said **Dustin Marshall** and **Nancy Rodriguez** will be listed on the ballot in keeping with Texas Election Code Section 2.023.
3. That in said election, the candidate **Joe Carreon** received a majority of votes cast for **District 8** by receiving **12,647** votes while candidate **Alicia McClung** received **11,555** votes, and pursuant to this official canvass, the said **Joe Carreon** is declared elected **Board of Trustee District 8** for the Dallas Independent School District in accordance with Texas Election Code Section 2.051.
4. That, as shown above, the candidate **Joyce Foreman**, was an unopposed candidate in **District 6**, and pursuant to this official canvass, the said **Joyce Foreman** is declared elected **Board of Trustee District 6** for the Dallas Independent School District.
5. The tabulation of votes cast in the General Election held on November 3, 2020, for the purpose of electing three members to the Board of Trustees of the Dallas independent School District in Districts 2, 6, and 8 attached hereto and made a part of this order is adopted as the official tabulation of the votes cast at the election and the tabulation will be filed and recorded in the official records of the Dallas Independent School District as the official canvass of the election.

**THEREFORE, BE IT RESOLVED AND ORDERED BY THE BOARD OF TRUSTEES FOR THE DALLAS INDEPENDENT SCHOOL DISTRICT, THE ELECTION IS HEREBY CANVASSED.**

**ADOPTED AND APPROVED this, 16<sup>th</sup> day of November 2020.**

  
\_\_\_\_\_  
Board of Trustee Presiding Officer

  
\_\_\_\_\_  
Board of Trustee



**RESOLUCIÓN DEL ESCRUTINIO DE LOS VOTOS Y DECLARACIÓN DEL RESULTADO DE LA ELECCIÓN GENERAL LLEVADA A CABO EL 3 DE NOVIEMBRE DE 2020, CON EL PROPÓSITO DE ELEGIR TRES MIEMBROS PARA LA JUNTA ESCOLAR DEL DISTRITO ESCOLAR INDEPENDIENTE DE DALLAS EN LOS DISTRITOS 2, 6 Y 8.**

- CONSIDERANDO**, que, el jueves, 23 de enero de 2020, la Junta Escolar convocó una elección general en los Distritos 2, 6 y 8; y
- CONSIDERANDO**, que, el viernes, 14 de febrero de 2020, fue el último día para solicitar un lugar en la boleta electoral para la Elección General; y
- CONSIDERANDO**, que, hasta el martes, 18 de febrero de 2020, no hubo candidatos interesados en presentar por escrito una Declaración de Intención para la Elección General; y
- CONSIDERANDO**, que el viernes, 27 de febrero, La Junta Escolar adoptó la Orden de Cancelar la Elección General del 2 de mayo de 2020 para el Distrito 6 y certificar al Candidato sin Oposición electo a partir del 2 de mayo de 2020.
- CONSIDERANDO**, que dicha elección fue debidamente llevada a cabo a la hora y lugar especificado; y
- CONSIDERANDO**, que cada elección general en Texas debe estar sujeta a escrutinio, según las secciones 67.001-67.002 del Código Electoral de Texas;
- CONSIDERANDO**, que en esta fecha fueron considerados los resultados de dicha elección llevada a cabo según fue ordenado y;
- CONSIDERANDO**, el 18 de marzo de 2020, de conformidad con la Sección 418.016 del Código de Gobierno de Texas, el Gobernador emitió una proclamación que suspendía ciertas disposiciones del Código Electoral de Texas y del Código de Aguas de Texas para permitir a todas las subdivisiones políticas locales que están utilizando la fecha de elección uniforme del 2 de mayo de 2020, posponer su elección a la fecha de elección uniforme del 3 de noviembre de 2020 sin ajustar de otra manera el término en el puesto.
- CONSIDERANDO**, el jueves, 26 de marzo de 2020, la Junta Escolar adoptó la orden de posponer la elección del 2 de mayo de 2020, al 3 de noviembre de 2020,
- CONSIDERANDO**, el jueves, 23 de julio de 2020, la Junta Escolar enmendó la Orden de Posponer la Elección del 2 de mayo de 2020, al 3 de noviembre de 2020 para los Distritos 2 y 8;
- CONSIDERANDO**, dicha elección se efectuó legalmente en el tiempo y lugar especificados; y

**CONSIDERANDO**, todas las Elecciones Generales en Texas deben ser escrutadas, de conformidad con las Secciones 67.001-67.002 del Código Electoral de Texas; y

**CONSIDERANDO**, en esta fecha fueron considerados los resultados de dichas elecciones, efectuadas según lo ordenado y;


**POR LO TANTO**, el lunes, 16 de noviembre de 2020, a las 10:00 a.m., la Junta Escolar del Distrito Escolar Independiente de Dallas hizo el escrutinio de los resultados de la elección general del 3 de noviembre de 2020, de conformidad con el capítulo 67 del Código Electoral de Texas; y


**CONSIDERANDO**, que lo adjunto surge de los resultados mencionados debida y legalmente realizados que fueron emitidos en dicha elección los siguientes votos:

1. Que dicha elección fue debidamente convocada; que se notificó de conformidad con la ley y de acuerdo con la resolución que convocó la elección; que la elección se condujo de conformidad con la ley; que los escrutinios de dicha elección han sido hechos por los oficiales correspondientes.
2. Que, en dicha elección, ningún candidato recibió la mayoría de los votos emitidos en la **Elección General del Distrito 2**. Que **Alex Enríquez** recibió **9,047** votos, **Dustin Marshall** recibió **24,775** votos y **Nancy Rodríguez** recibió **27,914** votos. Por lo tanto, y de conformidad con este escrutinio oficial, el puesto de la Junta Escolar del Distrito Escolar Independiente de Dallas para el Distrito 2 se decidirá en una **Segunda Ronda de Elección Conjunta que se llevará a cabo el martes, 8 de diciembre de 2020**, bajo las disposiciones de la Sección 2.021 del Código Electoral de Texas. En esa elección, los mencionados **Dustin Marshall y Nancy Rodríguez** serán incluidos en la boleta electoral de acuerdo con la Sección 2.023 del Código Electoral de Texas.
3. Que, en dicha elección, el candidato **Joe Carreón**, recibió la mayoría de los votos emitidos para el **Distrito 8** recibiendo **12,647** votos, mientras la candidata **Alicia McClung** recibió **11,555** votos, y según este escrutinio oficial, el citado **Joe Carreón**, es declarado electo como representante para la **Junta Escolar por el Distrito 8** del Distrito Escolar Independiente de Dallas, de conformidad con la Sección 2.051 del Código Electoral de Texas.
4. Que, como se muestra anteriormente, la candidata **Joyce Foreman**, fue una candidata sin oposición en el **Distrito 6**, y de acuerdo con este escrutinio oficial, la mencionada **Joyce Foreman** es declarada electa como representante para la Junta Escolar del Distrito Escolar Independiente de Dallas.
5. La tabulación de los votos emitidos en la Elección General llevada a cabo el 3 de noviembre de 2020, con el propósito de elegir tres miembros para la Junta Escolar del Distrito Escolar Independiente de Dallas en los Distritos 2, 6 y 8, aquí adjuntos, y que forman parte de esta orden se adopta como la tabulación oficial de los votos emitidos en la elección y la tabulación será archivada y registrada en los archivos oficiales del Distrito Escolar Independiente de Dallas como el escrutinio oficial de la elección.

**POR LO TANTO, SEA RESUELTO Y ORDENADO POR LA JUNTA ESCOLAR DEL DISTRITO ESCOLAR INDEPENDIENTE DE DALLAS, POR LA PRESENTE, LA ELECCIÓN ES ESCRUTADA.**

**ADOPTADO Y APROBADO este día, 16 de noviembre de 2020**

  
\_\_\_\_\_  
Oficial de la Junta Escolar que presidió

  
\_\_\_\_\_  
Representante de la Junta Escolar

STATISTICS

|                           | TOTAL   | EV In-Person | EV Mail | Election Day | EV-ED Provisional |
|---------------------------|---------|--------------|---------|--------------|-------------------|
| Registered Voters - Total | 593,767 |              |         |              |                   |
| Ballots Cast - Total      | 376,713 | 291,271      | 33,319  | 51,747       | 376               |
| Voter Turnout - Total     | 63.44%  |              |         |              |                   |

**Dallas ISD Final Canvass Reports**  
**General and Joint Election**  
**November 3, 2020**

**UNOFFICIAL RESULTS**  
**Final Cum Totals**  
**Dallas County**

**Dallas ISD Member of Board of Trustees, Dist 2**

Vote For 1

|                         | TOTAL         | VOTE %         | EV In-Person  | EV Mail      | Election Day | EV-ED Provisional |
|-------------------------|---------------|----------------|---------------|--------------|--------------|-------------------|
| Alex Enriquez           | 9,047         | 14.65%         | 7,284         | 749          | 1,006        | 8                 |
| Dustin Marshall         | 24,775        | 40.13%         | 19,700        | 2,663        | 2,390        | 22                |
| Nancy Rodriguez         | 27,914        | 45.22%         | 22,913        | 2,566        | 2,410        | 25                |
| <b>Total Votes Cast</b> | <b>61,736</b> | <b>100.00%</b> | <b>49,897</b> | <b>5,978</b> | <b>5,806</b> | <b>55</b>         |
| Overvotes               | 13            |                | 0             | 13           | 0            | 0                 |
| Undervotes              | 15,800        |                | 12,203        | 2,096        | 1,484        | 17                |

**Dallas ISD Member of Board of Trustees, Dist 8**

Vote For 1

|                         | TOTAL         | VOTE %         | EV In-Person  | EV Mail      | Election Day | EV-ED Provisional |
|-------------------------|---------------|----------------|---------------|--------------|--------------|-------------------|
| Joe Carreón             | 12,647        | 52.26%         | 9,525         | 660          | 2,445        | 17                |
| Alicia McClung          | 11,555        | 47.74%         | 9,012         | 712          | 1,817        | 14                |
| <b>Total Votes Cast</b> | <b>24,202</b> | <b>100.00%</b> | <b>18,537</b> | <b>1,372</b> | <b>4,262</b> | <b>31</b>         |
| Overvotes               | 3             |                | 0             | 3            | 0            | 0                 |
| Undervotes              | 3,499         |                | 2,630         | 350          | 513          | 6                 |

**Dallas ISD Proposition A**

Vote For 1

|                         | TOTAL          | VOTE %         | EV In-Person   | EV Mail       | Election Day  | EV-ED Provisional |
|-------------------------|----------------|----------------|----------------|---------------|---------------|-------------------|
| For                     | 192,438        | 53.04%         | 150,420        | 16,333        | 25,473        | 212               |
| Against                 | 170,405        | 46.96%         | 132,322        | 13,422        | 24,518        | 143               |
| <b>Total Votes Cast</b> | <b>362,843</b> | <b>100.00%</b> | <b>282,742</b> | <b>29,755</b> | <b>49,991</b> | <b>355</b>        |
| Overvotes               | 39             |                | 0              | 39            | 0             | 0                 |
| Undervotes              | 13,809         |                | 8,529          | 3,503         | 1,756         | 21                |



**Dallas ISD Proposition B**

Vote For 1

|                         | TOTAL          | VOTE %         | EV In-Person   | EV Mail       | Election Day  | EV-ED Provisional |
|-------------------------|----------------|----------------|----------------|---------------|---------------|-------------------|
| For                     | 187,442        | 51.82%         | 146,530        | 16,228        | 24,479        | 205               |
| Against                 | 174,287        | 48.18%         | 135,205        | 13,653        | 25,283        | 146               |
| <b>Total Votes Cast</b> | <b>361,729</b> | <b>100.00%</b> | <b>281,735</b> | <b>29,881</b> | <b>49,762</b> | <b>351</b>        |
| Overvotes               | 25             |                | 0              | 25            | 0             | 0                 |
| Undervotes              | 14,937         |                | 9,536          | 3,391         | 1,985         | 25                |

**Dallas ISD Proposition C**

Vote For 1

|                         | TOTAL          | VOTE %         | EV In-Person   | EV Mail       | Election Day  | EV-ED Provisional |
|-------------------------|----------------|----------------|----------------|---------------|---------------|-------------------|
| For                     | 136,492        | 37.88%         | 105,672        | 11,426        | 19,230        | 164               |
| Against                 | 223,837        | 62.12%         | 175,005        | 18,359        | 30,285        | 188               |
| <b>Total Votes Cast</b> | <b>360,329</b> | <b>100.00%</b> | <b>280,677</b> | <b>29,785</b> | <b>49,515</b> | <b>352</b>        |
| Overvotes               | 11             |                | 0              | 11            | 0             | 0                 |
| Undervotes              | 16,351         |                | 10,594         | 3,501         | 2,232         | 24                |

**Dallas ISD Proposition D**

Vote For 1

|                         | TOTAL          | VOTE %         | EV In-Person   | EV Mail       | Election Day  | EV-ED Provisional |
|-------------------------|----------------|----------------|----------------|---------------|---------------|-------------------|
| For                     | 174,927        | 48.58%         | 137,605        | 14,568        | 22,560        | 194               |
| Against                 | 185,174        | 51.42%         | 142,890        | 15,300        | 26,829        | 155               |
| <b>Total Votes Cast</b> | <b>360,101</b> | <b>100.00%</b> | <b>280,495</b> | <b>29,868</b> | <b>49,389</b> | <b>349</b>        |
| Overvotes               | 16             |                | 0              | 16            | 0             | 0                 |
| Undervotes              | 16,566         |                | 10,776         | 3,405         | 2,358         | 27                |

**Dallas ISD Proposition E**

Vote For 1

|                         | TOTAL          | VOTE %         | EV In-Person   | EV Mail       | Election Day  | EV-ED Provisional |
|-------------------------|----------------|----------------|----------------|---------------|---------------|-------------------|
| For                     | 151,643        | 42.31%         | 118,484        | 12,893        | 20,100        | 166               |
| Against                 | 206,758        | 57.69%         | 160,773        | 16,756        | 29,054        | 175               |
| <b>Total Votes Cast</b> | <b>358,401</b> | <b>100.00%</b> | <b>279,257</b> | <b>29,649</b> | <b>49,154</b> | <b>341</b>        |
| Overvotes               | 8              |                | 0              | 8             | 0             | 0                 |
| Undervotes              | 18,274         |                | 12,014         | 3,632         | 2,593         | 35                |

STATISTICS

|                           | TOTAL   | EV In-Person | EV Mail | Election Day | EV-ED Provisional |
|---------------------------|---------|--------------|---------|--------------|-------------------|
| Registered Voters - Total | 593,767 |              |         |              |                   |
| Ballots Cast - Total      | 376,713 | 291,271      | 33,319  | 51,747       | 376               |
| Voter Turnout - Total     | 63.44%  |              |         |              |                   |

**Dallas ISD Member of Board of Trustees, Dist 2**

Vote For 1

|                         | TOTAL         | VOTE %         | EV In-Person  | EV Mail      | Election Day | EV-ED Provisional |
|-------------------------|---------------|----------------|---------------|--------------|--------------|-------------------|
| Alex Enriquez           | 9,047         | 14.65%         | 7,284         | 749          | 1,006        | 8                 |
| Dustin Marshall         | 24,775        | 40.13%         | 19,700        | 2,663        | 2,390        | 22                |
| Nancy Rodriguez         | 27,914        | 45.22%         | 22,913        | 2,566        | 2,410        | 25                |
| <b>Total Votes Cast</b> | <b>61,736</b> | <b>100.00%</b> | <b>49,897</b> | <b>5,978</b> | <b>5,806</b> | <b>55</b>         |

**Dallas ISD Member of Board of Trustees, Dist 8**

Vote For 1

|                         | TOTAL         | VOTE %         | EV In-Person  | EV Mail      | Election Day | EV-ED Provisional |
|-------------------------|---------------|----------------|---------------|--------------|--------------|-------------------|
| Joe Carreón             | 12,647        | 52.26%         | 9,525         | 660          | 2,445        | 17                |
| Alicia McClung          | 11,555        | 47.74%         | 9,012         | 712          | 1,817        | 14                |
| <b>Total Votes Cast</b> | <b>24,202</b> | <b>100.00%</b> | <b>18,537</b> | <b>1,372</b> | <b>4,262</b> | <b>31</b>         |

**Dallas ISD Proposition A**

Vote For 1

|                         | TOTAL          | VOTE %         | EV In-Person   | EV Mail       | Election Day  | EV-ED Provisional |
|-------------------------|----------------|----------------|----------------|---------------|---------------|-------------------|
| For                     | 192,438        | 53.04%         | 150,420        | 16,333        | 25,473        | 212               |
| Against                 | 170,405        | 46.96%         | 132,322        | 13,422        | 24,518        | 143               |
| <b>Total Votes Cast</b> | <b>362,843</b> | <b>100.00%</b> | <b>282,742</b> | <b>29,755</b> | <b>49,991</b> | <b>355</b>        |

**Dallas ISD Proposition B**

Vote For 1

|                         | TOTAL          | VOTE %         | EV In-Person   | EV Mail       | Election Day  | EV-ED Provisional |
|-------------------------|----------------|----------------|----------------|---------------|---------------|-------------------|
| For                     | 187,442        | 51.82%         | 146,530        | 16,228        | 24,479        | 205               |
| Against                 | 174,287        | 48.18%         | 135,205        | 13,653        | 25,283        | 146               |
| <b>Total Votes Cast</b> | <b>361,729</b> | <b>100.00%</b> | <b>281,735</b> | <b>29,881</b> | <b>49,762</b> | <b>351</b>        |

**Dallas ISD Proposition C**

Vote For 1

|                         | TOTAL          | VOTE %         | EV In-Person   | EV Mail       | Election Day  | EV-ED Provisional |
|-------------------------|----------------|----------------|----------------|---------------|---------------|-------------------|
| For                     | 136,492        | 37.88%         | 105,672        | 11,426        | 19,230        | 164               |
| Against                 | 223,837        | 62.12%         | 175,005        | 18,359        | 30,285        | 188               |
| <b>Total Votes Cast</b> | <b>360,329</b> | <b>100.00%</b> | <b>280,677</b> | <b>29,785</b> | <b>49,515</b> | <b>352</b>        |

**Dallas ISD Proposition D**

Vote For 1

|                         | TOTAL          | VOTE %         | EV In-Person   | EV Mail       | Election Day  | EV-ED Provisional |
|-------------------------|----------------|----------------|----------------|---------------|---------------|-------------------|
| For                     | 174,927        | 48.58%         | 137,605        | 14,568        | 22,560        | 194               |
| Against                 | 185,174        | 51.42%         | 142,890        | 15,300        | 26,829        | 155               |
| <b>Total Votes Cast</b> | <b>360,101</b> | <b>100.00%</b> | <b>280,495</b> | <b>29,868</b> | <b>49,389</b> | <b>349</b>        |

**Dallas ISD Proposition E**

Vote For 1

|                         | TOTAL          | VOTE %         | EV In-Person   | EV Mail       | Election Day  | EV-ED Provisional |
|-------------------------|----------------|----------------|----------------|---------------|---------------|-------------------|
| For                     | 151,643        | 42.31%         | 118,484        | 12,893        | 20,100        | 166               |
| Against                 | 206,758        | 57.69%         | 160,773        | 16,756        | 29,054        | 175               |
| <b>Total Votes Cast</b> | <b>358,401</b> | <b>100.00%</b> | <b>279,257</b> | <b>29,649</b> | <b>49,154</b> | <b>341</b>        |