



# COLLEGE SCORECARD

NOVEMBER 2016

SINCE RELAUNCHING SEP. 12 '15

# USAGE TO DATE



**OVER 1.6 MILLION**  
Unique users



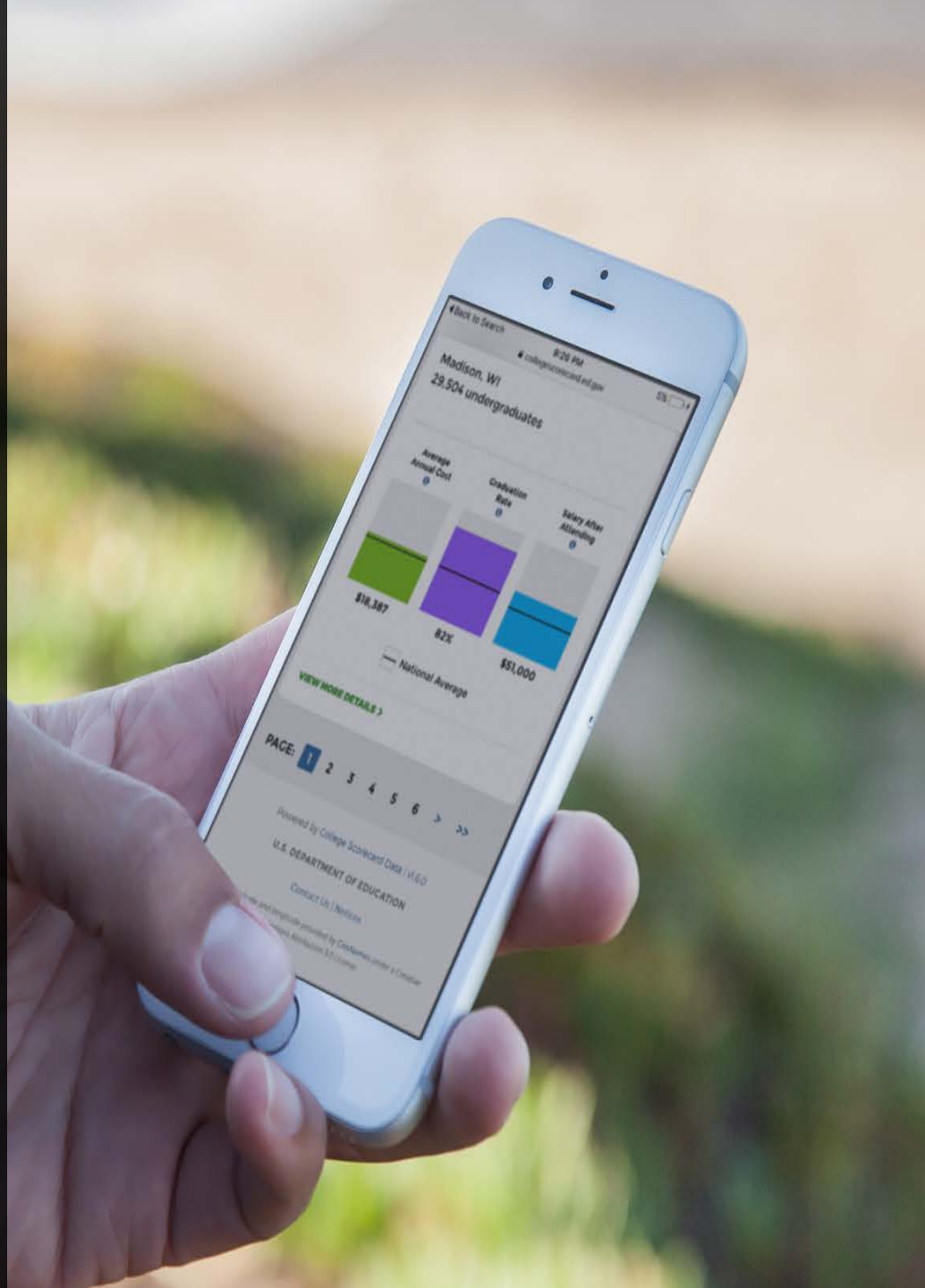
**OVER 700**  
Developers have signed up for an API key



**OVER 700,000**  
API calls of Scorecard data from non-federal users



**OVER 45,000**  
Downloads of the data files



# College Scorecard



## Find Schools

Compare schools now

- Programs/Degrees (+)
- Location (+)
- Size (+)
- Name (+)
- Advanced Search (+)

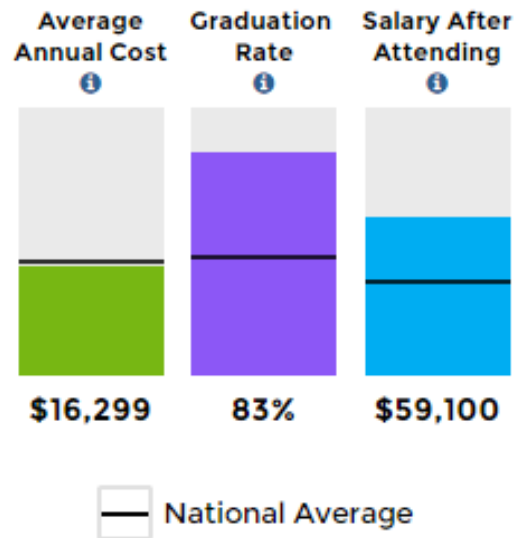
**FIND SCHOOLS**



[www.collegescorecard.ed.gov](http://www.collegescorecard.ed.gov)

# University of Maryland-College Park

College Park, MD  
26,045 undergraduates

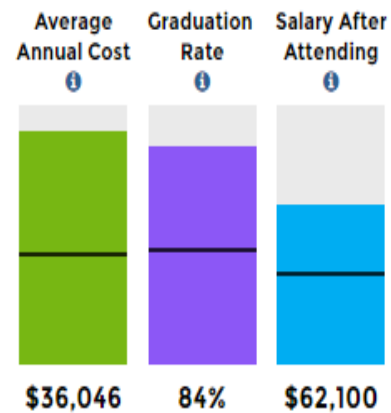


[VIEW MORE DETAILS >](#)

- The site emphasizes institutions' affordability and outcomes
- Easy to read, robust federal information, including:
  - Nationally comparable graduate earnings
  - Median student loan debt and repayment rates of graduates
  - Information on how often certain types of students graduate

## Loyola University Maryland

Baltimore, MD  
3,972 undergraduates

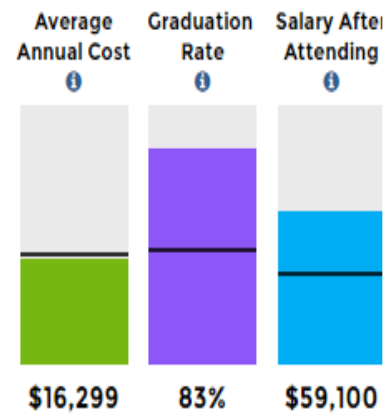


National Average

[VIEW MORE DETAILS >](#)

## University of Maryland-College Park

College Park, MD  
26,045 undergraduates

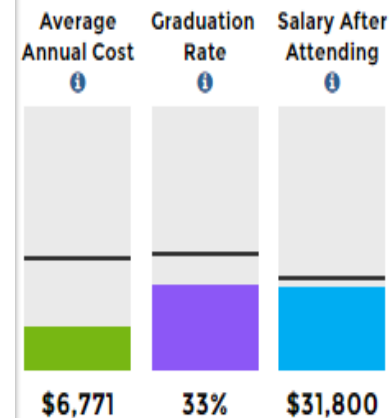


National Average

[VIEW MORE DETAILS >](#)

## Hagerstown Community College

Hagerstown, MD  
3,997 undergraduates

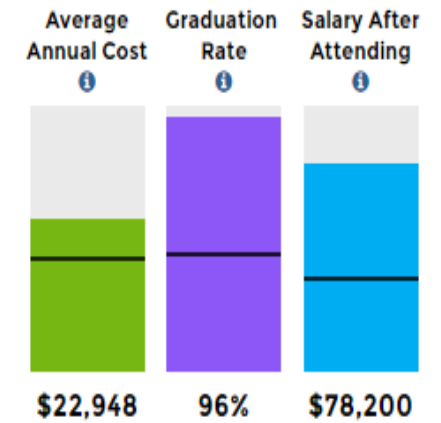


National Average

[VIEW MORE DETAILS >](#)

## University of Pennsylvania

Philadelphia, PA  
10,606 undergraduates



National Average

[VIEW MORE DETAILS >](#)

# University of Pennsylvania

Philadelphia, PA  
 10,606 undergraduate students  
[upenn.edu](http://upenn.edu)



4 Year  
 Private  
 City  
 Medium

## Average Annual Cost



**\$22,948**

## Graduation Rate



**96%**

## Salary After Attending

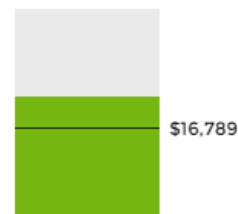


**\$78,200**

National Average

## Costs

### Average Annual Cost



**\$22,948**

ABOVE AVERAGE

National Average

### By Family Income

Depending on the federal, state, or institutional grant aid available, students in your income bracket may pay more or less than the overall average costs.

FAMILY INCOME	AVERAGE COST
\$0-\$30,000	<b>\$3,847</b>
\$30,001-\$48,000	<b>\$9,128</b>
\$48,001-\$75,000	<b>\$11,403</b>
\$75,001-\$110,000	<b>\$20,308</b>
\$110,001+	<b>\$36,163</b>

## Sharing the Message of College Scorecard

### Toolkit

Want to share the College Scorecard with others? Here's a toolkit to help you disseminate information through emails, social media, and events.

[DOWNLOAD PDF](#)

### How-To-Guide

A handout for counselors, students and families that shows what to look for in choosing a college and how to search for it using the College Scorecard.

[DOWNLOAD PDF](#)

### Video

Shows the many advantages of using a tool like the College Scorecard to help broaden their college search.

[VIEW](#)

Questions? ...come visit the website







College Scorecard –  
[www.collegescorecard.ed.gov](http://www.collegescorecard.ed.gov)