

# COMPARISON SUMMARY OF ACTUAL ATTENDANCE CURRENT TO PRIOR YEAR

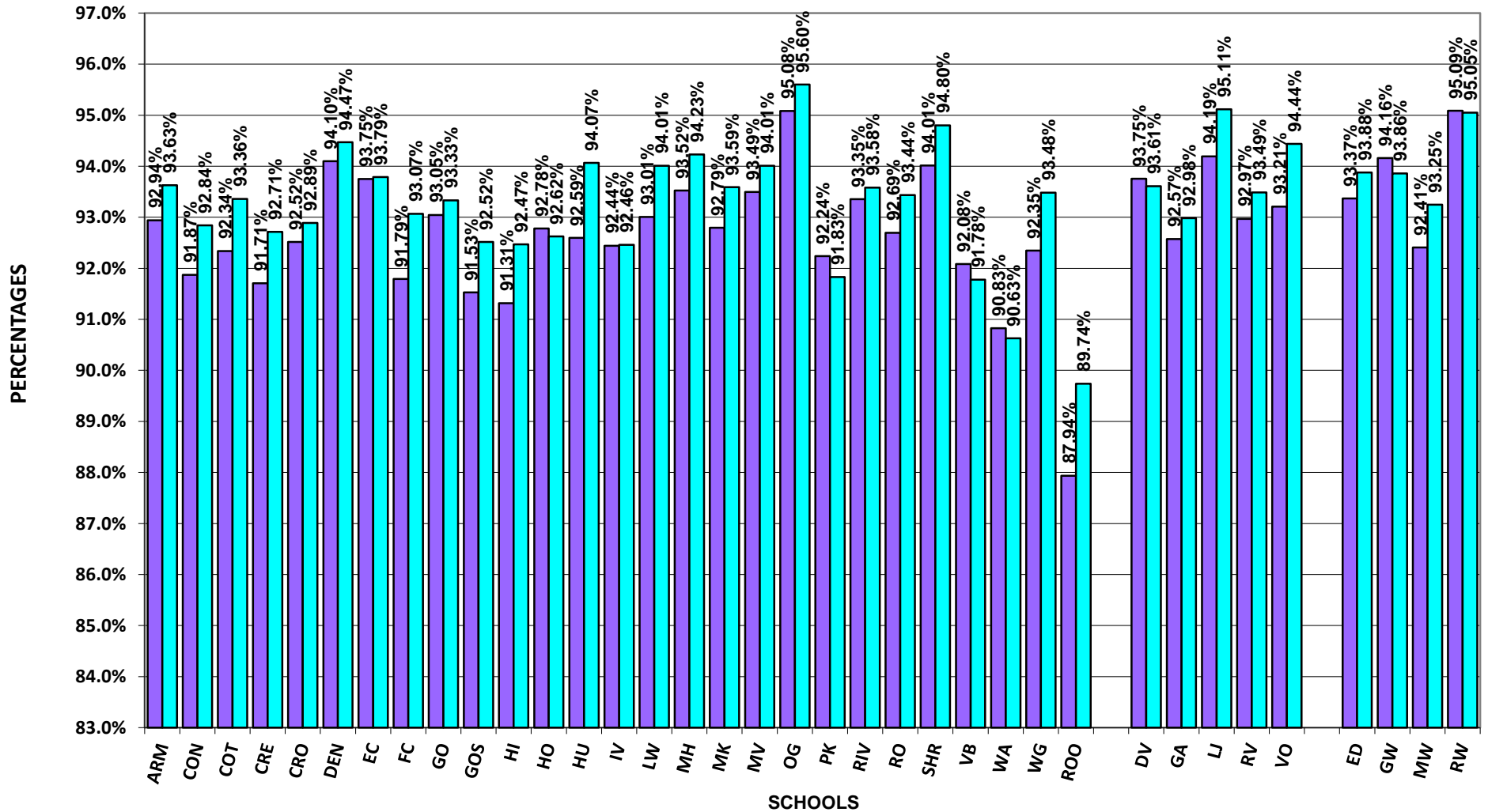
## CURRENT TO BASE YEAR MONTH 11

	MONTHLY			CUMULATIVE									
	2022-23	2023-24	BETTER/ WORSE	2020-21	2021-22	BETTER/ WORSE	2022-23	BETTER/ WORSE	2023-24	BETTER/ WORSE			
	% OF ACTUAL	% OF ACTUAL		% OF ACTUAL	% OF ACTUAL		% OF ACTUAL						
ELEMENTARY													
ANNIE MITCHELL	93.32%	94.09%	0.77%	92.92%	90.42%	-2.49%	92.94%	2.52%	93.63%	0.69%			
CONYER	92.69%	92.77%	0.09%	89.52%	88.34%	-1.17%	91.87%	3.53%	92.84%	0.97%			
COTTONWOOD CRK	93.73%	93.06%	-0.67%	94.12%	89.01%	-5.12%	92.34%	3.33%	93.36%	1.03%			
CRESTWOOD	92.15%	92.88%	0.73%	91.76%	88.12%	-3.64%	91.71%	3.59%	92.71%	1.01%			
CROWLEY	93.08%	91.91%	-1.16%	92.56%	89.22%	-3.33%	92.52%	3.30%	92.89%	0.37%			
DENTON	94.49%	94.42%	-0.07%	96.74%	92.11%	-4.63%	94.10%	1.99%	94.47%	0.37%			
ELBOW CREEK	94.66%	94.00%	-0.66%	93.87%	91.48%	-2.39%	93.75%	2.27%	93.79%	0.04%			
FOUR CREEKS	91.69%	93.61%	1.92%	89.98%	89.15%	-0.83%	91.79%	2.64%	93.07%	1.27%			
GOLDEN OAK	94.69%	93.48%	-1.21%	92.55%	89.62%	-2.93%	93.05%	3.42%	93.33%	0.29%			
GOSHEN	92.31%	92.33%	0.02%	92.59%	88.59%	-4.00%	91.53%	2.94%	92.52%	0.99%			
HIGHLAND	91.00%	92.32%	1.31%	83.58%	87.23%	3.65%	91.31%	4.08%	92.47%	1.15%			
HOUSTON	93.50%	93.01%	-0.50%	92.61%	87.55%	-5.05%	92.78%	5.23%	92.62%	-0.16%			
HURLEY	93.56%	93.95%	0.40%	95.09%	91.20%	-3.89%	92.59%	1.40%	94.07%	1.47%			
IVANHOE	93.03%	92.06%	-0.97%	93.79%	89.79%	-4.00%	92.44%	2.65%	92.46%	0.02%			
LINWOOD	92.83%	94.18%	1.36%	94.04%	91.39%	-2.65%	93.01%	1.61%	94.01%	1.00%			
MANUEL HERNANDEZ	94.64%	94.41%	-0.23%	94.68%	91.18%	-3.50%	93.52%	2.34%	94.23%	0.71%			
MINERAL KING	92.93%	93.87%	0.94%	94.64%	90.64%	-3.99%	92.79%	2.15%	93.59%	0.79%			
MT. VIEW	93.74%	93.67%	-0.07%	94.25%	88.87%	-5.38%	93.49%	4.62%	94.01%	0.52%			
OAK GROVE	95.32%	94.81%	-0.51%	97.75%	90.88%	-6.88%	95.08%	4.21%	95.60%	0.51%			
PINKHAM	93.46%	92.20%	-1.26%	91.60%	88.43%	-3.16%	92.24%	3.80%	91.83%	-0.41%			
RIVERWAY	92.96%	93.57%	0.61%	95.65%	90.71%	-4.94%	93.35%	2.65%	93.58%	0.23%			
ROYAL OAKS	94.03%	93.17%	-0.86%	93.51%	85.58%	-7.94%	92.69%	7.12%	93.44%	0.74%			
SHANNON RANCH	95.47%	94.95%	-0.52%	97.75%	91.23%	-6.52%	94.01%	2.78%	94.80%	0.79%			
VEVA BLUNT	92.58%	91.02%	-1.56%	90.52%	90.11%	-0.41%	92.08%	1.97%	91.78%	-0.31%			
WASHINGTON	90.41%	89.69%	-0.72%	89.11%	87.80%	-1.30%	90.83%	3.02%	90.63%	-0.20%			
WILLOW GLEN	93.34%	93.99%	0.65%	90.70%	89.50%	-1.20%	92.35%	2.84%	93.48%	1.14%			
ROYAL OAKS ONLINE	79.79%	86.99%	7.20%	0.00%	91.30%	91.30%	87.94%	-3.36%	89.74%	1.80%			
MIDDLE SCHOOL													
DIVISADERO	95.71%	94.78%	-0.93%	91.76%	90.16%	-1.60%	93.75%	3.60%	93.61%	-0.15%			
GREEN ACRES	92.61%	93.89%	1.28%	93.96%	90.51%	-3.44%	92.57%	2.06%	92.98%	0.41%			
LA JOYA	95.74%	95.84%	0.10%	93.90%	92.22%	-1.68%	94.19%	1.98%	95.11%	0.92%			
RIDGEVIEW	94.10%	94.47%	0.37%	94.94%	91.05%	-3.89%	92.97%	1.92%	93.49%	0.52%			
VALLEY OAK	94.61%	93.99%	-0.62%	92.35%	89.05%	-3.30%	93.21%	4.16%	94.44%	1.23%			
HIGH SCHOOL													
EL DIAMANTE	89.81%	90.79%	0.98%	94.25%	90.74%	-3.51%	93.37%	2.64%	93.88%	0.51%			
GOLDEN WEST	94.84%	90.53%	-4.31%	95.36%	90.62%	-4.74%	94.16%	3.53%	93.86%	-0.30%			
MT. WHITNEY	94.00%	91.57%	-2.43%	92.57%	89.91%	-2.66%	92.41%	2.50%	93.25%	0.84%			
REDWOOD	93.85%	93.83%	-0.02%	95.14%	92.55%	-2.59%	95.09%	2.53%	95.05%	-0.04%			
EDUCATIONAL OPTIONS							Cumulative District Total Avg to date				93.17%	93.68%	0.50%
CHARTER HOME	100.00%	99.03%	-0.97%	98.73%	98.12%	-0.61%	99.18%	1.06%	98.81%	-0.37%			
GLOBAL LEARNING	93.65%	94.34%	0.70%	92.55%	90.75%	-1.81%	93.94%	3.20%	94.50%	0.56%			
INDEPENDENT STY	93.29%	95.28%	2.00%	91.85%	93.86%	2.02%	94.47%	0.61%	95.19%	0.72%			
VTEC	93.12%	93.34%	0.22%	94.32%	90.57%	-3.76%	92.98%	2.42%	94.62%	1.64%			
CREEKSIDE	67.48%	58.28%	-9.20%	64.18%	66.73%	2.55%	75.70%	8.97%	78.74%	3.04%			

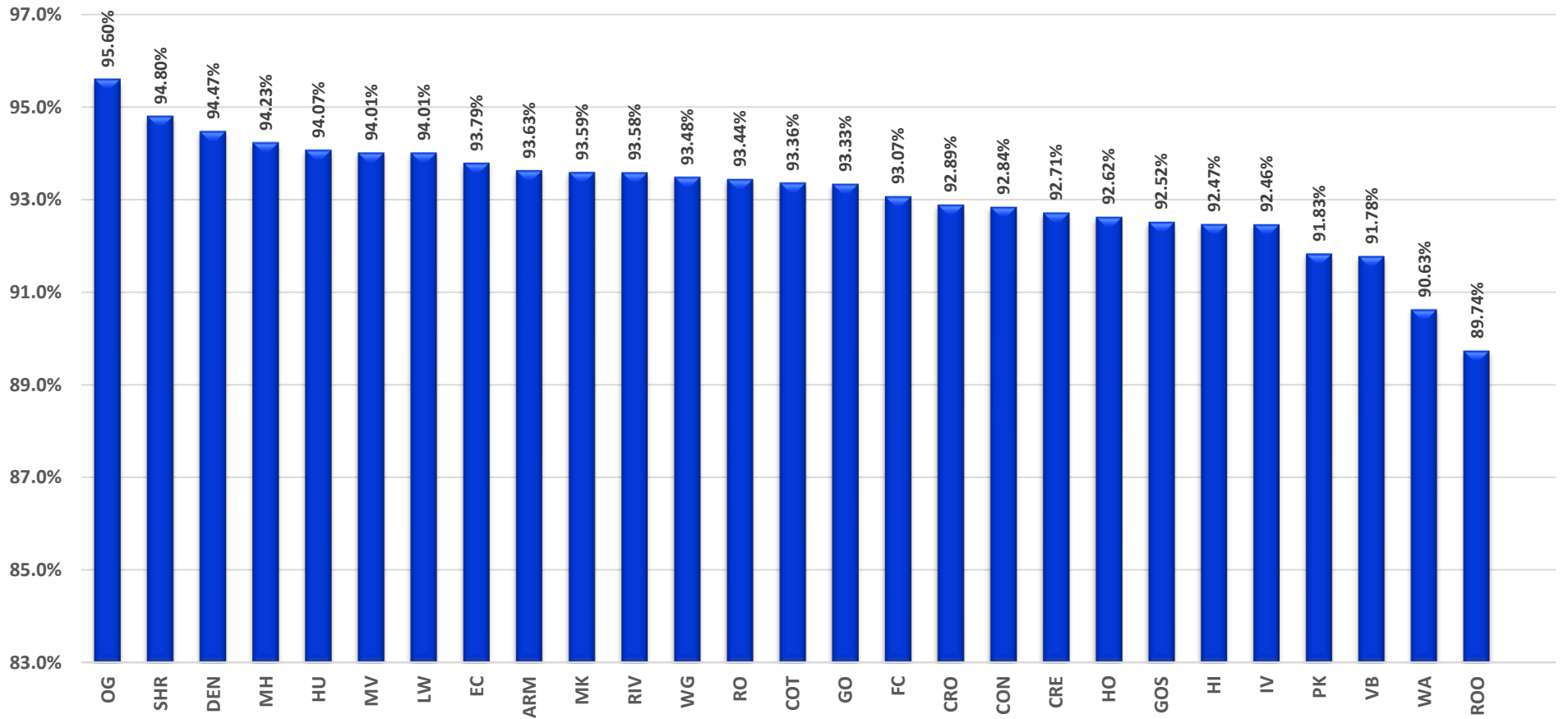
# PERCENT OF ACTUAL ATTENDANCE

2023-24 Month 11

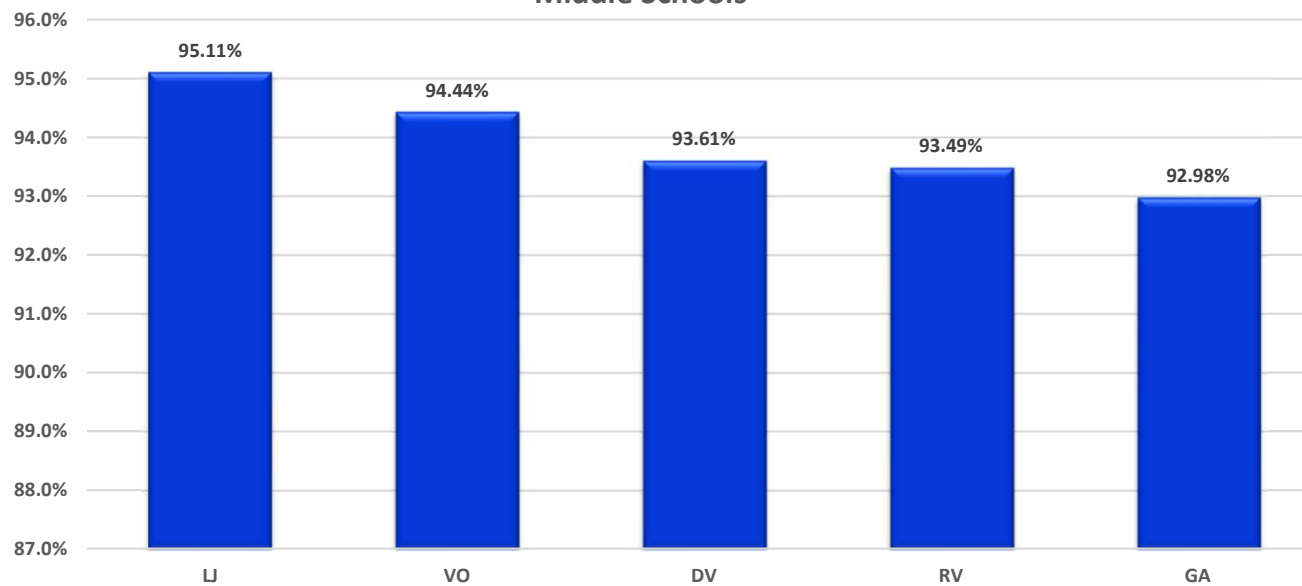
2022-23 2023-24



# 2023-24 Month 11 Cumulative Actual Elementary Schools



**2023-24 Month 11  
Cumulative Actual  
Middle Schools**



**2023-24 Month 11  
Cumulative Actual  
High Schools**

