


Our students go on to attend some of the best Universities and work in some of the most important Industries in California and beyond!



# COLLEGE & CAREER READINESS in NUSD

begins long before high school

Did you know... NUSD has the highest a-g rate in the county and the highest a-g rate for African American, Asian, Hispanic/Latino, White, English Learners, and Low Income students. Also, the NUSD Grad rate increased 10% over the past 5 years.

## COLLEGE READINESS

Means a student is ready for college or a career without needing remediation

## COLLEGE ACCESS

Means a student completes the minimum requirements to attend a college or university

115

Graduates earned the California State Seal of Biliteracy



in 2017, that's a 350% increase over the past three years

95% Grad rate in 2016

62% a-g rate in 2017

More than 55% of our students went to college in 2016

100% **LEROY GREENE** 1<sup>st</sup> year

62% **INDERKUM** up 2%

43% **NATOMAS** up 6%



341 students went on COLLEGE TOURS

11<sup>th</sup>

Between 11th and 12th grade, the number of students demonstrating college readiness nearly **Tripled**

12<sup>th</sup>

12<sup>TH</sup> GRADE  
44% WERE COLLEGE READY IN ENGLISH  
29% WERE COLLEGE READY IN MATH

2016 COLLEGE-GOING GRADUATES  
22% ENROLLED AT A CSU OR UC SCHOOL  
26% ENROLLED AT A LOCAL COMMUNITY COLLEGE  
3% ENROLLED AT OTHER CALIFORNIA COLLEGES  
4% ENROLLED IN COLLEGES OUT OF STATE

32% of the students who took an AP or IB exam in 2017, passed 1 or more of those exams

11<sup>TH</sup> GRADE  
54% MET OR EXCEEDED STATE STANDARDS ON ELA  
27% MET OR EXCEEDED STATE STANDARDS ON MATH  
92% TOOK THE ACT (3 IN 10 MET THE COLLEGE READINESS BENCHMARK)  
68% COMPLETED 11TH GRADE WITH AT LEAST 11 A-G COURSES

2011-2012  
439 AP/IB tests taken  
236 AP/IB test takers  
186 AP/IB tests passed

321% INCREASE  
294% INCREASE  
145% INCREASE

2016-2017  
1,848 AP/IB tests taken  
930 AP/IB test takers


31% of high school students are enrolled in an AP or IB class in 2017-2018

10<sup>TH</sup> GRADE  
92% TOOK THE PSAT  
(4 IN 10 MET THE COLLEGE READINESS BENCHMARK)

Did you know... Research shows that students who take an AP or IB exam are more likely to succeed in college, even if they do not pass that exam.

424 students went on COLLEGE TOURS

## CAREER TECHNICAL EDUCATION



**Discovery High School**  
Hospitality: work in a fully functioning restaurant to earn culinary art credits toward graduation, industry recognized certificates, and college

**Inderkum High School**  
Broadcast Media: work in a news studio and earn credits toward graduation and industry recognized certificates

**Leroy Greene Academy**  
Business and Entrepreneurship or Visual Arts & Technology; earn credits toward graduation and industry recognized certificates

**Natomas High School**  
Automotive, Digital Media, Health, and Engineering; earn credits toward graduation, industry recognized certificates, and college

IHS also has the IB Programme & California Early College Academy

NHS also has the AP Capstone Program



813 students are enrolled in CTE courses, which is a 51% increase over the past three years

8<sup>TH</sup> GRADE  
47% MET OR EXCEEDED STATE STANDARDS ON ELA  
33% MET OR EXCEEDED STATE STANDARDS ON MATH

7<sup>TH</sup> GRADE  
48% MET OR EXCEEDED STATE STANDARDS ON ELA  
35% MET OR EXCEEDED STATE STANDARDS ON MATH

Did you know... Earning good grades and having good attendance in middle school is a building block for high school success.

5<sup>TH</sup> GRADE  
39% MET OR EXCEEDED STATE STANDARDS ON ELA  
29% MET OR EXCEEDED STATE STANDARDS ON MATH


6<sup>th</sup>  
466 students went on COLLEGE TOURS

4<sup>TH</sup> GRADE  
37% MET OR EXCEEDED STATE STANDARDS ON ELA  
38% MET OR EXCEEDED STATE STANDARDS ON MATH

3<sup>rd</sup>  
778 students went on COLLEGE TOURS

3<sup>RD</sup> GRADE  
32% MET OR EXCEEDED STATE STANDARDS ON ELA  
39% MET OR EXCEEDED STATE STANDARDS ON MATH

Did you know... Students with good attendance in kindergarten, 1st, and 2nd grades do better in school in 3rd grade.



2009 students went on COLLEGE TOURS with their schools in 2016-2017 to introduce them to college campuses and expand their thinking about their options after high school.

Did you know... Students who attend TK in NUSD had better attendance and did better academically in Kindergarten.

K

We monitor our students' performance and progress in key grade levels - Kindergarten, 3rd, 6th, 8th, 11th, and 12th - as they attend, achieve, and aspire for college and career readiness. We call this our **Steps to Success**.

College and career readiness begins long before high school. In Natomas Unified, we provide our students many options and opportunities to participate in different academic and extracurricular activities from elementary school through high school. We believe that all of our students can learn, succeed, and graduate as college and career ready, productive, responsible, and engaged global citizens.

**Natomas** Unified School District  
Connecting students to their future

Learn more about our work to prepare college and career ready graduates by visiting our websites:



Notes: This infographic was prepared in December 2017 with the most up-to-date data from the 1516, 1617, and 1718 school years. CAASPP data displays the percent of students who met (level 3) or exceeded (level 4) state standards.