


Our students go on to attend some of the best Universities and work in some of the most important Industries in California and beyond!



COLLEGE & CAREER READINESS in NUSD

begins long before high school

Did you know... NUSD has the highest a-g rate in Sacramento County and the highest a-g rate for African American, Asian, Hispanic/Latino, White, English Learners, and Low Income students. Also, the NUSD Grad rate increased more than 10% over the past 7 years... This means more and more students have more and more options after high school.

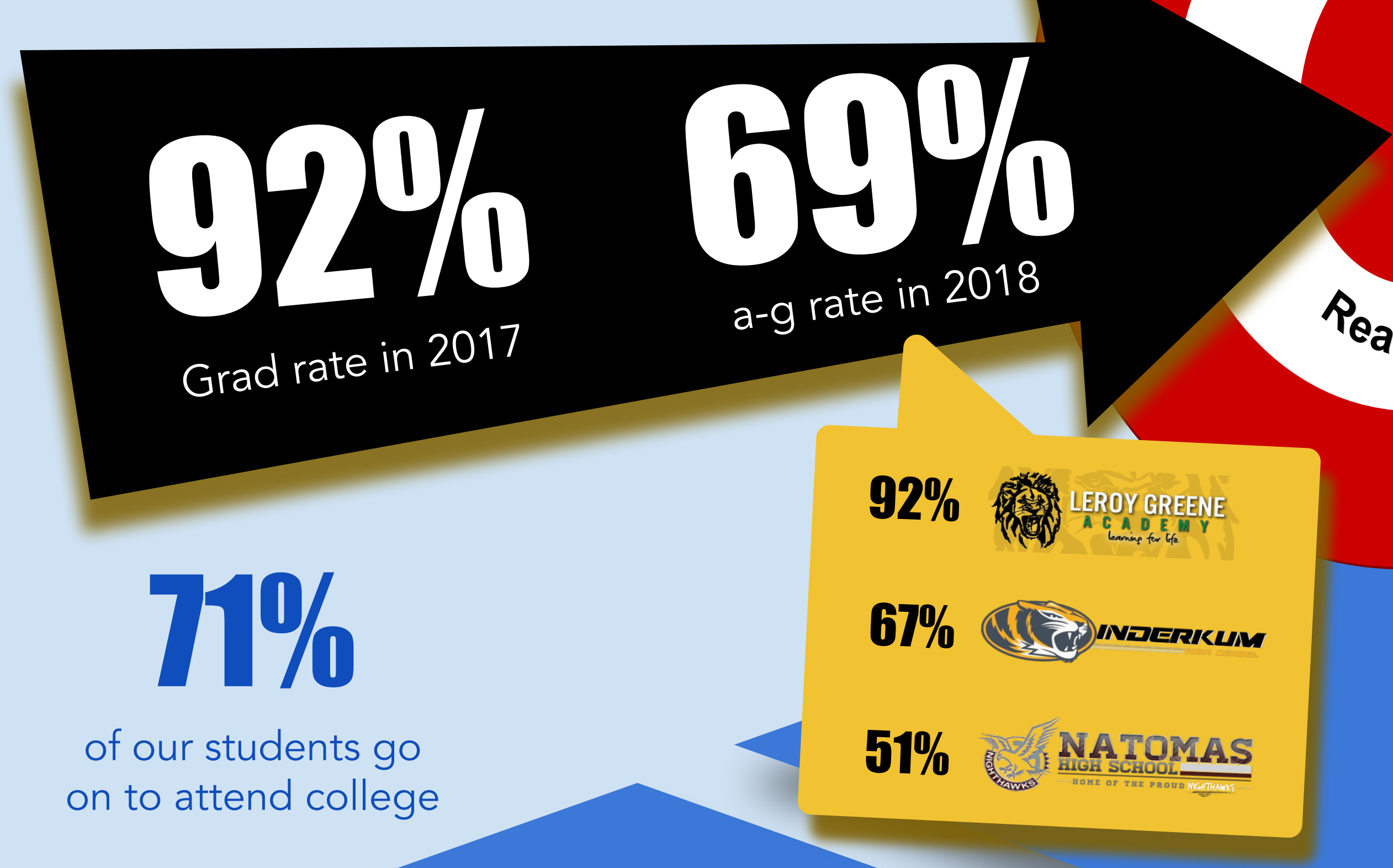
READINESS

Means a student is ready for college or a career without needing remediation

ACCESS

Means a student has completed the requirements to begin college or career

101 Graduates earned the California State Seal of Biliteracy For Eligible Graduating High School Seniors



71% of our students go on to attend college

2017 College-Going Graduates

377 Graduates enrolled at 35 Colleges in California and 41 more across the country
44% enrolled at a community college
27% enrolled at a 4-year college

11th
399 students went on COLLEGE TOURS

Between 11th and 12th grade, the number of students demonstrating college readiness more than **Tripled**

12th

11th Grade
2018 CAASPP ELA: 56% up 2% from 2017
2018 CAASPP MATH: 28% up 2% from 2017
90% took the ACT (28% met the College Readiness Benchmark)
69% completed 11th grade with at least 11 a-g courses

12th Grade
College Ready English: 53% up 9% from 2017
College Ready Math: 28% down 1% from 2017

2017-2018
1,978 AP/IB tests taken
1,065 AP/IB test takers

33% of the students who took AP or IB exams in 2018 passed 1 or more of those exams

2011-2012
439 AP/IB tests taken
236 AP/IB test takers
186 AP/IB tests passed

35% increase

35% increase

196% increase

551 AP/IB tests passed

34% of high school students were enrolled in an AP or IB class in 2017-2018
18% in 9th, 21% in 10th, 48% in 11th, 49% in 12th

CAREER TECHNICAL EDUCATION



Did you know... Research shows that students who take an AP or IB exam are more likely to succeed in college, even if they do not pass that exam.

209 students went on COLLEGE TOURS

- Discovery High School**
Hospitality: work in a fully functioning restaurant to earn culinary art credits toward graduation, industry recognized certificates, and college credit
- Inderkum High School**
Broadcast Media: work in a news studio and earn credits toward graduation and industry recognized certificates
- Leroy Greene Academy**
Business and Entrepreneurship or Visual Arts & Technology: earn credits toward graduation and industry recognized certificates
- Natomas High School**
Automotive, Digital Media, Health, & Engineering: earn credits toward graduation, industry recognized certificates, and college credit

IHS also has the IB Programme & California Early College Academy

NHS also has the AP Capstone Program



892 students are enrolled in CTE courses, which is a **62%** increase over the past four years

8th Grade
2018 CAASPP ELA: 49% up 2% from 2017
2018 CAASPP MATH: 35% up 2% from 2017

7th Grade
2018 CAASPP ELA: 49% up 1% from 2017
2018 CAASPP MATH: 34% down 1% from 2017

6th Grade
2018 CAASPP ELA: 44% up 2% from 2017
2018 CAASPP MATH: 34% up 3% from 2017

5th Grade
2018 CAASPP ELA: 44% up 5% from 2017
2018 CAASPP MATH: 29% same as 2017

6th
350 students went on COLLEGE TOURS

Did you know... Earning good grades and having good attendance in middle school is a building block for high school success.

4th Grade
2018 CAASPP ELA: 45% up 8% from 2017
2018 CAASPP MATH: 38% up 1% from 2017

3rd
813 students went on COLLEGE TOURS

3rd Grade
2018 CAASPP ELA: 45% up 13% from 2017
2018 CAASPP MATH: 46% up 7% from 2017

Did you know... Students with good attendance in kindergarten, 1st, and 2nd grades do better in 3rd grade.



1,771 students went on COLLEGE TOURS

The purpose of these tours is to introduce students to our local two and four year colleges to expand their thinking about what is possible for them after completing high school.

Did you know... Students who attend TK in NUSD had better attendance and did better academically in Kindergarten.

K


We monitor our students' performance and progress in key grade levels - Kindergarten, 3rd, 6th, 8th, 11th, and 12th - as they attend, achieve, and aspire for college and career readiness. We call this our **Natomas Unified School District Steps to Success.**

College and Career Readiness begins long before high school. In Natomas Unified, we provide our students many options and opportunities to participate in different academic and extracurricular activities from elementary school through high school. We believe that all of our students can learn, succeed, and graduate as college and career ready, productive, responsible, and engaged global citizens.

Natomas
Unified School District
Connecting students to their future

Learn more about our work to prepare college and career ready graduates by visiting our websites:

- The NEXT 5 Strategic Plan
- District Progress Report
- College and Career Readiness



Notes: This infographic was prepared in October 2018 with the most up-to-date data from the 1617, 1718, and 1819 school years. CAASPP results include charter schools; the data display the percent of students who met (level 3) or exceeded (level 4) state standards at each grade level. Graduation and A-G rates include charter school results. AP, IB, ACT, PSAT, and College Tour data do not include independent charter school results.