

Comprehensive School Safety Plan

**2019-20
School Year**

School: Rolling Hills Middle School
CDS Code: 09618386112361
District: Buckeye Union Elementary School District
Address: 7141 Silva Valley Parkway
El Dorado Hills, CA 95762
Date of Adoption: September 2019
Date of Update: September 2019
Date of Review:
- with Staff September 2019
- with Law Enforcement
- with Fire Authority

Approved by:



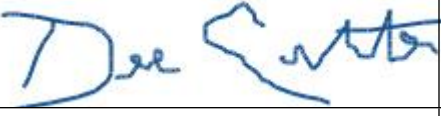


Name	Title	Signature	Date
Debra Bowers	Principal		
Jennifer Hansen	Asst. Principal		
Dee Cutter	Counselor		
Amy Pirkel	Teacher		
Michael Lee	Groundskeeper		

Table of Contents

Comprehensive School Safety Plan Purpose.....	4
Safety Plan Vision.....	4
Components of the Comprehensive School Safety Plan (EC 32281).....	6
(A) Child Abuse Reporting Procedures (EC 35294.2 [a] [2]; PC 11166).....	6
(B) Disaster Procedures (EC 35295-35297; GC 8607 and 3100).....	11
(C) School Suspension, Expulsion and Mandatory Expulsion Guidelines.....	11
(D) Procedures to Notify Teachers of Dangerous Pupils (EC 49079).....	13
(E) Sexual Harassment Policies (EC 212.6 [b]).....	13
(F) School-wide Dress Code Relating to Gang-Related Apparel (EC 35183).....	14
(G) Procedure for Safe Ingress and Egress of Pupils, Parents, and Staff to and from School (EC 35294.2).....	15
(H) A Safe and Orderly School Environment Conducive to Learning (EC 35294.2).....	16
(I) School Discipline Rules and Consequences (EC 35291 and EC 35291.5).....	20
(J) Hate Crime Reporting Procedures and Policies.....	20
Procedures for Preventing Acts of Bullying and Cyber-bullying.....	21
Safety Plan Review, Evaluation and Amendment Procedures.....	24
Safety Plan Appendices.....	25
Emergency Contact Numbers.....	26
Safety Plan Review, Evaluation and Amendment Procedures.....	27
Rolling Hills Middle School Incident Command System.....	28
Incident Command Team Responsibilities.....	29
Emergency Response Guidelines.....	30
Step One: Identify the Type of Emergency.....	30
Step Two: Identify the Level of Emergency.....	30
Step Three: Determine the Immediate Response Action.....	30
Step Four: Communicate the Appropriate Response Action.....	30
Types of Emergencies & Specific Procedures.....	32
Aircraft Crash.....	32
Animal Disturbance.....	33

Armed Assault on Campus	33
Biological or Chemical Release.....	34
Bomb Threat/ Threat Of violence	35
Bus Disaster.....	36
Disorderly Conduct	36
Earthquake.....	37
Explosion or Risk Of Explosion	38
Fire in Surrounding Area	39
Fire on School Grounds	40
Flooding	40
Loss or Failure Of Utilities	41
Motor Vehicle Crash	41
Psychological Trauma.....	42
Suspected Contamination of Food or Water	43
Tactical Responses to Criminal Incidents	43
Unlawful Demonstration or Walkout.....	43
Emergency Evacuation Map.....	45

Comprehensive School Safety Plan Purpose

Effective January 1, 2019, Assembly Bill 1747 (Rodriguez), School Safety Plans, became law. This bill requires that during the writing and development of the comprehensive school safety plan (CSSP), the school site council or safety committee consult with a fire department and other first responder entities in addition to currently required entities. It requires the CSSP and any updates made to the plan to be shared with the law enforcement agency, the fire department, and the other first responder entities.

The California Education Code (sections 32280-32288) outlines the requirements of all schools operating any kindergarten and any grades 1 to 12, inclusive, to write and develop a school safety plan relevant to the needs and resources of that particular school.

In 2004, the Legislature and Governor recast and renumbered the Comprehensive School Safety Plan provisions in SB 719 and AB 115. It is the intent of the Legislature in enacting the provisions to support California public schools as they develop their mandated comprehensive safety plans that are the result of a systematic planning process, that include strategies aimed at the prevention of, and education about, potential incidents involving crime and violence on school campuses.

The historical requirement of the Comprehensive School Safety Plan was presented in Senate Bill 187, which was approved by the Governor and chaptered in 1997. This legislation contained a sunset clause that stated that this legislation would remain in effect only until January 1, 2000. Senate Bill 334 was approved and chaptered in 1999 and perpetuated this legislation under the requirement of the initial legislation.

Comprehensive School Safety Plans are required under SB 719 & AB 115 and contains the following elements:

Assessment of school crime committed on school campuses and at school-related functions

- Child abuse reporting procedures
- Disaster procedures
- Suspension and expulsion policies
- Procedures to notify teachers of dangerous pupils
- Discrimination and harassment policies
- School wide dress code policies
- Procedures for safe ingress and egress
- Policies enacted to maintain a safe and orderly environment
- Rules and procedures on school discipline
- Hate crime reporting procedures

The Comprehensive School Safety Plan will be reviewed and updated by March 1st every year. In July of every year, the school will report on the status of its school safety plan including a description of its key elements in the annual school accountability report card.

A copy of the Comprehensive School Safety Plan is available for review at www.buckeyeusd.org/csms.

Safety Plan Vision

1. Rolling Hills Middle School will provide a safe, orderly, and secure environment conducive to learning.
2. Rolling Hills Middle School will create a school in which pupils will attend regularly and be safe from both physical, verbal, and psychological harm.
3. Rolling Hills Middle School staff will work collaboratively with administrators and the school board to identify, establish and use strategies and programs to comply with school safety laws.
4. Rolling Hills Middle School will develop a plan to work cooperatively and collaboratively with parents, pupils, teachers, administrators, counselors and community agencies, including law enforcement, to provide a safe and orderly school.
5. Rolling Hills Middle School will develop an academic program that will focus on high expectations of pupil performance and behavior in all aspects of the school experience.

Components of the Comprehensive School Safety Plan (EC 32281)

Rolling Hills Middle School Safety Committee

Debra Bowers, Principal
Jennifer Hansen, Assistant Principal
Amanda Burstiner, Teacher
Ruben Ramirez, Head Custodian
Michael Lee, Groundskeeper
Bertha Chau, Health Clerk
Dana Uharriet, Secretary
Dana Lee, Secretary
Cindy Peterson, Secretary
Lois Deatherage, Library Clerk

Assessment of School Safety

Annual assessments of School Safety at CSMS are conducted and include a review of data from the California Healthy Kids Survey (CHKS), BUSD Parent Survey, discipline and attendance data as collected through our student information system and the California School Dashboard. Additional input is received from the school staff and members of the RHMS Site Council.

Strategies and Programs to Provide and Maintain a High Level of Safety (EC 32281(a)1, items A-J)

Rolling Hills Middle School recognizes the importance of providing a safe school environment that is conducive to learning and helps to ensure student safety and the prevention of student injury. The staff shall implement appropriate practices to minimize the risk of harm to students, including, but not limited to, practices relative to school facilities and equipment, the outdoor environment, educational programs, and school-sponsored activities.

(A) Child Abuse Reporting Procedures (EC 35294.2 [a] [2]; PC 11166)

Child Abuse Reporting

The Governing Board recognizes that the district has a responsibility to protect students by facilitating the prompt reporting of known and suspected incidents of child abuse and neglect. The Superintendent or designee shall establish procedures for the identification and reporting of such incidents in accordance with the law.

Employees who are mandated reporters, as defined by law and administrative regulation, are obligated to report all known or suspected incidents of child abuse and neglect. Mandated reporters shall not investigate any suspected incidents but rather shall cooperate with agencies responsible for investigating and prosecuting cases of child abuse and neglect.

The Superintendent or designee shall provide training regarding the reporting duties of mandated reporters.

Parents/Guardians may contact the Superintendent or designee to obtain procedures for filing a complaint against a district employee or other person whom they suspect has engaged in abuse of a child at a school site.

Legal Reference:

EDUCATION CODE

33308.1 Guidelines on procedure for filing child abuse complaints
44690-44691 Staff development in the detection of child abuse and neglect
48906 Notification when student released to peace officer
48987 Dissemination of reporting guidelines to parents
49001 Prohibition of corporal punishment

PENAL CODE

152.3 Duty to report murder, rape, or lewd or lascivious act
273a Willful cruelty or unjustifiable punishment of child; endangering life or health

288 Definition of lewd or lascivious act requiring reporting
11164-11174.4 Child Abuse and Neglect Reporting Act

WELFARE AND INSTITUTIONS CODE

15630-15637 Dependent adult abuse reporting

CODE OF REGULATIONS, TITLE 5

4650 Filing complaints with CDE, special education students

Management Resources:

CDE LEGAL ADVISORIES

0514.93 Guidelines for parents to report suspected child abuse by school district employees or other persons against a pupil at a school site

WEB SITES

California Attorney General's Office, Crime and Violence Prevention Center: www.safestate.org

California Department of Education, Safe Schools: www.cde.ca.gov/lr/ss

California Department of Social Services, Children and Family Services Division: www.childsworld.ca.gov

California Department of Social Services: www.dss.cahwnet.gov

U.S. Department of Health and Human Services, National Clearinghouse on Child Abuse and Neglect Information: www.nccanch.acf.hhs.gov

Administrative Regulation 5141.4

Child Abuse Prevention and Reporting Definitions

Child abuse or neglect includes the following: (Penal Code 11165.5, 11165.6)

1. A physical injury or death inflicted by other than accidental means on a child by another person
2. Sexual abuse of a child, including sexual assault or sexual exploitation, as defined in Penal Code 11165.1
3. Neglect of a child as defined in Penal Code 11165.2
4. Willful cruelty or unjustifiable punishment of a child as defined in Penal Code 11165.3
5. Unlawful corporal punishment or injury resulting in a traumatic condition as defined in Penal Code 11165.4
6. Abuse or neglect of a child in out-of-home care, including at school, as defined in Penal Code 11165.5

Child abuse or neglect does not include:

1. A mutual affray between minors (Penal Code 11165.6)
2. An injury caused by reasonable and necessary force used by a peace officer acting within the course and scope of his/her employment (Penal Code 11165.6)
3. An injury resulting from the exercise by a teacher, Vice Principal, Principal, or other certificated employee of the same degree of physical control over a student that a parent/guardian would be privileged to exercise, not exceeding the amount of physical control reasonably necessary to maintain order, protect property, protect the health and safety of students, or maintain proper and appropriate conditions conducive to learning (Education Code 44807)
4. An amount of force that is reasonable and necessary for a school employee to quell a disturbance threatening physical injury to persons or damage to property, to protect himself/herself, or to obtain weapons or other dangerous objects within the control of the student (Education Code 49001) (cf. 5144.1 - Discipline)
5. Physical pain or discomfort caused by athletic competition or other such recreational activity voluntarily engaged in by the student (Education Code 49001)

Mandated reporters include, but are not limited to, teachers; instructional aides; classified employees; site and district administrators; administrators and employees of a licensed day care facility; Head Start teachers; school resource officers; campus security officers. (Penal Code 11165.7)

Reasonable suspicion means that it is objectively reasonable for a person to entertain a suspicion, based upon facts that could cause a reasonable person in a like position, drawing when appropriate on his/her training and experience, to suspect child abuse or neglect. (Penal Code 11166)

Reportable Offenses

A mandated reporter shall make a report using the procedures provided below whenever, in his/her professional capacity or within the scope of his/her employment, he/she has knowledge of or observes a child whom the mandated reporter knows or reasonably suspects has been the victim of child abuse or neglect. (Penal Code 11166)

Any mandated reporter who has knowledge of or who reasonably suspects that a child is suffering serious emotional damage or is at a substantial risk of suffering serious emotional damage, based on evidence of severe anxiety, depression, withdrawal, or untoward aggressive behavior toward self or others, may make a report to the agency designated below. (Penal Code 11166.05) Any person shall notify a peace officer if he/she reasonably believes that he/she has observed the commission of a murder, rape, or lewd or lascivious act by use of force, violence, duress, menace, or fear of immediate and unlawful bodily injury. (Penal Code 152.3, 288)

Responsibility for Reporting

The reporting duties of mandated reporters are individual and cannot be delegated to another person. (Penal Code 11166) AR 5141.4 (c)

When two or more mandated reporters jointly have knowledge of a known or suspected instance of child abuse or neglect, and when there is agreement among them, the report may be made by a member of the team selected by mutual agreement and a single report may be made and signed by the selected member of the reporting team. Any member who has knowledge that the member designated to report has failed to do so shall thereafter make the report. (Penal Code 11166)

No supervisor or administrator shall impede or inhibit a mandated reporter from making a report. (Penal Code 11166)

Any person not identified as a mandated reporter who has knowledge of or observes a child whom he/she knows or reasonably suspects has been a victim of child abuse or neglect may report the known or suspected instance of child abuse or neglect to the appropriate agency. (Penal Code 11166)

Reporting Procedures

1. Initial Telephone Report

Immediately, or as soon as practicably possible after knowing or observing suspected child abuse or neglect, a mandated reporter shall make an initial report by telephone to the El Dorado County Child Protective Services at (530) 642-7100 or their 24-hour hotline at 1-844-756-3699. (Penal Code 11166)

2. Written Report

Within 36 hours of receiving information concerning the incident, the mandated reporter shall prepare and either send, fax, or electronically submit to the appropriate agency a written follow-up report, which includes a completed Department of Justice form. (Penal Code 11166, 11168)

Mandated reporters may obtain copies of the Department of Justice form from either the district or the appropriate agency.

Reports of suspected child abuse or neglect shall include, if known: (Penal Code 11167)

- a. The name, business address, and telephone number of the person making the report and the capacity that makes the person a mandated reporter
- b. The child's name and address, present location and, where applicable, school, grade, and class
- c. The names, addresses, and telephone numbers of the child's parents/guardians
- d. The information that gave rise to the reasonable suspicion of child abuse or neglect and the source(s) of that information

e. The name, address, telephone number, and other relevant personal information about the person(s) who might have abused or neglected the child

The mandated reporter shall make a report even if some of this information is not known or is uncertain to him/her. (Penal Code 11167)

Information relevant to the incident of child abuse or neglect may also be given to an investigator from an agency that is investigating the case. (Penal Code 11167)

3. Internal Reporting

Employees reporting child abuse or neglect to an appropriate agency are encouraged to notify the Principal as soon as possible after the initial telephone report to the appropriate agency. When so notified, the Principal shall inform the Superintendent or designee.

The Principal so notified shall provide the mandated reporter with any assistance necessary to ensure that reporting procedures are carried out in accordance with law, Governing Board policy, and administrative regulation. At the mandated reporter's request, the Principal may assist in completing and filing the necessary forms.

The mandated reporter shall not be required to disclose his/her identity to the Principal. (Penal Code 11166)

He/she may provide or mail a copy of the written report to the Principal or Superintendent or designee without his/her signature or name.

Reporting the information to an employer, supervisor, Principal, school counselor, co-worker, or other person shall not be a substitute for making a mandated report to the appropriate agency. (Penal Code 11166)

Training

Training of mandated reporters shall include child abuse and neglect identification and mandated reporting. All employees receiving such training shall receive written notice of state reporting requirements and employees' confidentiality rights. (Penal Code 11165.7)

Victim Interviews

Upon request, a representative of an agency investigating suspected child abuse or neglect or the state Department of Social Services deems it necessary, a suspected victim may be interviewed during school hours, on school premises, concerning a report of suspected child abuse or neglect that occurred within the child's home or out-of-home care facility. The child shall be given the choice of being interviewed in private or in the presence of any adult school employee or volunteer aide selected by the child. (Penal Code 11174.3)

A staff member or volunteer aide selected by a child may decline to be present at the interview. If the selected person accepts, the Principal or designee shall inform him/her of the following requirements: (Penal Code 11174.3)

1. The purpose of the selected person's presence at the interview is to lend support to the child and enable him/her to be as comfortable as possible.
2. The selected person shall not participate in the interview.
3. The selected person shall not discuss the facts or circumstances of the case with the child.
4. The selected person is subject to the confidentiality requirements of the Child Abuse and Neglect Reporting Act, a violation of which is punishable as specified in Penal Code 11167.5.

If a staff member agrees to be present, the interview shall be held at a time during school hours when it does not involve an expense to the school. (Penal Code 11174.3)

Release of Child to Peace Officer

When a child is released to a peace officer and taken into custody as a victim of suspected child abuse or neglect, the Superintendent or designee and/or Principal shall not notify the parent/guardian, as required in other instances of removal of a child from school, but rather shall provide the peace officer with the address and telephone number of the child's parent/guardian. It is the responsibility of the peace officer or agent to notify the parent/guardian of the situation. (Education Code 48906)

Peace officers shall be asked to sign an appropriate release or acceptance of responsibility form. (cf. 5145.11 - Questioning and Apprehension)

Parent/Guardian Complaints

Upon request, the Superintendent or designee shall provide parents/guardians with a copy of the district's administrative regulation that describes how to report suspected child abuse occurring at a school site to appropriate agencies. For parents/guardians whose primary language is other than English, such procedures shall be in their primary language and, when communicating orally regarding those procedures, an interpreter shall be provided. (Education Code 48987)

To file a complaint against a district employee or other person suspected of child abuse or neglect at a school site, parents/guardians may file a report by telephone, in person, or in writing with any appropriate agency identified above under "Reporting Procedures."

If a parent/guardian makes a complaint to any district employee, that employee shall notify the parent/guardian of procedures for filing a complaint with the appropriate agency. The employee also is obligated pursuant to Penal Code 11166 to file a report himself/herself using the procedures described above for mandated reporters.(cf. 1312.1 - Complaints Concerning District Employees)

In addition, if the child is enrolled in special education, a separate complaint may be filed with the California Department of Education pursuant to 5 CCR 4650(a) (viii)(C) (cf. 1312.3 - Uniform Complaint Procedures)

Notifications

The Superintendent or designee shall provide to all new employees who are mandated reporters a statement that informs them of their status as mandated reporters, of their reporting obligations under Penal Code 11166, and of their confidentiality rights under Penal Code 11167. The district shall also provide these new employees with a copy of Penal Code 11165.7, 11166, and 11167. (Penal Code 11165.7, 11166.5)

Before beginning employment, employees shall sign the statement indicating that they have knowledge of the reporting obligations under Penal Code 11166 and that they will comply with those provisions. The signed statements shall be retained by the Superintendent or designee. (Penal Code 11166.5)

Employees who work with dependent adults shall be notified of legal responsibilities and reporting procedures pursuant to Welfare and Institutions Code 15630-15637.

The Superintendent or designee shall also notify all employees that:

1. A mandated reporter who reports a known or suspected instance of child abuse or neglect shall not be held civilly or criminally liable for making a report and this immunity shall apply even if the mandated reporter acquired the knowledge or reasonable suspicion of child abuse or neglect outside of his/her professional capacity or outside the scope of his/her employment. Any other person making a report shall not incur civil or criminal liability unless it can be proven that he/she knowingly made a false report or made a report with reckless disregard of the truth or falsity of the report. (Penal Code 11172)
2. If a mandated reporter fails to report an incident of known or reasonably suspected child abuse or neglect, he/she may be guilty of a crime punishable by a fine and/or imprisonment. (Penal Code 11166)
3. No employee shall be subject to any sanction by the district for making a report. (Penal Code 11166)

TO REPORT SUSPECTED CHILD ABUSE

Telephone 24-Hour Hotline 844-756-3699

El Dorado County Child Protective Services Telephone (530) 642-7100

Website: <https://www.edcgov.us/Government/HumanServices>

(B) Disaster Procedures (EC 35295-35297; GC 8607 and 3100)

Disaster Plan (See Appendix C-F)

The district recognizes that in order to save lives and protect property, all district staff and students must be prepared to respond quickly and responsibly to emergencies, disasters, and events that threaten to result in disaster. The Superintendent/Principal shall develop and maintain a disaster preparedness plan that details provisions for handling all foreseeable emergencies and disasters. The Superintendent/Principal will utilize School Site Council to regularly review the disaster preparedness plan and recommend changes.

Plans shall address at least the following situations:

1. Fire on or off school grounds which endangers students
2. Natural or man-made disasters
3. Bomb threat or actual detonations
4. Attack or disturbance by individuals or groups

The Superintendent/Principal shall ensure that the plan includes:

1. Procedures for personal safety and security
2. Ways to ensure smooth administrative control of operations during a crisis
3. Procedures to establish a clear, effective communication system
4. Guidelines for law enforcement involvement, including specific steps for law enforcement intervention depending upon the intensity of the crisis

The Superintendent/Principal shall use state-approved Standard Emergency Management System guidelines when updating emergency and disaster preparedness plans. The Superintendent/Principal shall consult with county agencies so that district plans provide the best possible way of handling each situation and also provide for emergency communications systems between the agencies. The Superintendent/Principal may provide a plan that allows bus seating capacity limits to be exceeded when a disaster or hazard requires students to be moved immediately to ensure their safety. Disaster preparedness exercises shall be held regularly at the school site and shall demonstrate how safety procedures may be applied to various types of emergencies. All students and employees shall receive instruction regarding emergency plans.

The Board encourages all employees to become proficient in first aid and cardiopulmonary resuscitation (CPR). The Superintendent/Principal shall ascertain that at least one staff member holds a valid certificate in these areas. The Superintendent/Principal shall provide for CPR in-service training to be offered at least once a year for staff.

Public Agency Use of School Buildings for Emergency Shelters

Through a coordinated effort with local emergency service providers, the district will provide temporary shelter through the use of all school facilities during a community disaster or emergency. District staff will work in a coordinated effort with emergency response providers to promote a safe shelter for community members in need.

(C) School Suspension, Expulsion and Mandatory Expulsion Guidelines

Suspension and Expulsion

Students may be subject to suspension and/or expulsion and/or arrest for committing any of the acts listed below (or any other pertinent education codes not listed):

1. EC 48900 (a1) Caused, attempted to cause, or threatened to cause physical injury to another person
2. EC 48900 (a2) Willfully used force or violence upon the person of another, except in self-defense
3. EC 48900 (b) Possessed, sold, or otherwise furnished any firearm, knife, explosive, or other dangerous object
4. EC 48900 (c) Unlawfully possessed, used, sold, or otherwise furnished, or been under the influence of any controlled substance listed in Chapter 2 (commencing with Section 11053) of Division 10 of the Health and Safety Code, an alcoholic beverage, or an intoxicant of any kind

5. EC 48900 (d) Unlawfully offered, arranged, or negotiated to sell any controlled substance, alcoholic beverage, or an intoxicant of any kind, and either sold, delivered, or otherwise furnished to any person another liquid, substance, or material and represented the liquid, substance, or material as a controlled substance, alcoholic beverage, or intoxicant
6. EC 48900 (e) Committed or attempted to commit robbery or extortion
7. EC 48900 (f) Caused or attempted to cause damage to school property or private property
8. EC 48900 (g) Stolen or attempted to steal school property or private property
9. EC 48900 (h) Possessed or used tobacco, or any products containing tobacco or nicotine products, including, but not limited to, cigarettes, cigars, miniature cigars, clove cigarettes, smokeless tobacco, snuff, chew packets, and betel
10. EC 48900 (i) Committed an obscene act or engaged in habitual profanity or vulgarity
11. EC 48900 (j) Unlawfully possessed or unlawfully offered, arranged, or negotiated to sell any drug paraphernalia, as defined in Section 11014.5 of the Health and Safety Code
12. EC 48900 (k) Disrupted school activities or otherwise willfully defied the valid authority of supervisors, teachers, administrators, school officials, or other school personnel engaged in the performance of their duties
13. EC 48900 (l) Knowingly received stolen school property or private property
14. EC 48900 (m) Possessed an imitation firearm. As used in this section, "imitation firearm" means a replica of a firearm that is so substantially similar in physical properties to an existing firearm
15. EC 48900 (n) Committed or attempted to commit a sexual assault as defined in Section 261, 266c, 286, 288, 288a, or 289 of the Penal Code or committed a sexual battery as defined in Section 243.4 of the Penal Code
16. EC 48900 (o) Harassed, threatened, or intimidated a pupil who is a complaining witness or a witness for the purpose of either preventing that pupil from being a witness or retaliating against that pupil for being a witness, or both
17. EC 48900 (p) Unlawfully offered, arranged to sell, negotiated to sell, or sold the prescription drug Soma
18. EC 48900 (q) Engaged in, or attempted to engage in, hazing as defined in Section 32050
19. EC 48900 (r) Cyber bullying
20. EC 48900 (s) A pupil who aids or abets, the infliction or attempted infliction of physical injury to another person
21. EC 48900.2 - Committed sexual harassment as defined in Section 212.5
22. EC 48900.3 - Caused, attempted to cause, threatened to cause, or participated in an act of, hate violence, as defined in subdivision (e) of Section 233
23. EC 48900.4 - Intentionally engaged in harassment, threats, or intimidation, directed against school district personnel or pupils, that disrupts class work, creates substantial disorder, and invades the rights of either school personnel or pupils by creating an intimidating or hostile educational environment
24. EC 48900.7 - Has made terrorist threats against school officials or school property, or both.

A student may be suspended or expelled (and face arrest) for any of the acts listed above (as well as other board policy and/or administrative regulations) if the act is related to school activity or school attendance occurring at any district school or within any other school district, including but not limited to the following circumstances:

(Education Code 48900)

1. While on school grounds.
2. While going to or coming from school.
3. During the lunch period, whether on or off school campus.
4. During, going to, or coming from a school activity.

Harassment, Discrimination, Bullying

BUSD is determined to provide all students an environment free from harassment, discrimination, bullying, and hazing. This includes but is not limited to: harassment of any grade level or age of students, ethnic group, religion, gender, color, race, sexual orientation, national origin and physical or mental disability. The Board of Trustees and Education Code 48900 prohibits the intimidation, harassment, hazing or retaliatory behavior against any group or individual student. Students who harass, bully, or haze other students shall be subject to appropriate school discipline, up to and including suspension/expulsion, and may be liable for damages in private legal action. Students who intimidate or threaten a witness (a potential felony) face suspension and possible arrest. Any student who feels that she/he is being intimidated, sexually harassed, bullied, hazed or discriminated against in any way must IMMEDIATELY tell a teacher, administrator or any school personnel.

(D) Procedures to Notify Teachers of Dangerous Pupils (EC 49079)

Based on Education Code 49079 the Superintendent or designee shall inform the teacher of each student who has engaged in, or is reasonably suspected of, any act during the previous three school years which could constitute grounds for suspension or expulsion under Education Code 48900, with the exception of the possession or use of tobacco products, or Education Code 48900.2, 48900.3, 48900.4, or 48900.7.

The shared information is based on district records maintained in the ordinary course of business or records received from a law enforcement agency. Upon receiving a transfer student's record regarding acts committed by the student that resulted in his/her suspension or expulsion, the Superintendent or designee shall inform any of the student's teacher(s) that the student was suspended from his/her former district and of the act that resulted in the suspension or expulsion. Information received by teacher(s) shall be received in confidence for the limited purpose for which it was provided and shall not be further disseminated by the teacher.

When informed by the court that a minor student has been found by a court to have committed any felony or any misdemeanor involving curfew, gambling, alcohol, drugs, tobacco products, carrying of weapons, a sex offense listed in Penal Code 290, assault or battery, larceny, vandalism or graffiti, the Superintendent or designee shall so inform the Principal, who shall disseminate this information to the counselor(s) who directly supervises or reports on the student's behavior or progress. The Principal also may inform any teacher or administrator he/she thinks may need the information so as to work with the student appropriately, avoid being needlessly vulnerable, or protect others from vulnerability. All court-initiated information that a teacher, counselor or administrator receives shall be kept confidential and used only to rehabilitate the student and protect other students and staff. The information shall be further disseminated only when communication with the student, parent/guardian, law enforcement staff and probation officer is necessary to rehabilitate the student or to protect students and staff.

(E) Sexual Harassment Policies (EC 212.6 [b])

The Governing Board is committed to maintaining an educational environment that is free from harassment. The Board prohibits sexual harassment of students by other students, employees or other persons, at school or at school-sponsored or school-related activities. The Board also prohibits retaliatory behavior or action against persons who complain, testify, assist or otherwise participate in the complaint process established pursuant to this policy and the administrative regulation.

Instruction/Information

The Superintendent or designee shall ensure that all district students receive age-appropriate instruction and information on sexual harassment. Such instruction and information shall include:

1. What acts and behavior constitute sexual harassment, including the fact that sexual harassment could occur between people of the same gender
2. A clear message that students do not have to endure sexual harassment
3. Encouragement to report observed instances of sexual harassment, even where the victim of the harassment has not complained
4. Information about the person(s) to whom a report of sexual harassment should be made

Complaint Process

Any student who feels that he/she is being or has been subjected to sexual harassment shall immediately contact his/her teacher or any other employee. A school employee to whom a complaint is made shall, within 24 hours of receiving the complaint, report it to the Principal or designee. Any school employee who observes any incident of sexual harassment involving a student shall report this observation to the Principal or designee, whether or not the victim files a complaint. In any case of sexual harassment involving the Principal or any other district employee to whom the complaint would ordinarily be made, the employee who receives the student's report or who observes the incident shall report to a site administrator, Superintendent or designee. The Principal or designee to whom a complaint of sexual harassment is reported shall immediately investigate the complaint in accordance with administrative regulation. Where the Principal or designee finds that sexual harassment occurred, he/she shall take prompt, appropriate action to end the harassment and address its effects on the victim. The Principal or designee shall also advise the victim of any other remedies that may be available. The Principal or designee shall file a report with the Superintendent or designee and refer the matter to law enforcement authorities, where required.

Disciplinary Measures

Any student who engages in sexual harassment directed towards anyone at school or at a school-sponsored or school-related activity is in violation of this policy and shall be subject to disciplinary action. For students in grades 4 through 8, disciplinary action may include suspension and/or expulsion, provided that in imposing such discipline, the entire circumstances of the incident(s) shall be taken into account.

Recordkeeping

The Superintendent or designee shall maintain a record of all reported cases of sexual harassment to enable the district to monitor, address and prevent repetitive harassing behavior in its schools. All complaints and allegations of sexual harassment shall be kept confidential except as necessary to carry out the investigation or take other subsequent necessary action. (5 CCR 4964)

(F) School-wide Dress Code Relating to Gang-Related Apparel (EC 35183)

The Governing Board believes that appropriate dress and grooming contribute to a productive learning environment. The Board expects students to give proper attention to personal cleanliness and to wear clothes that are suitable for the school activities in which they participate. Students' clothing must not present a health or safety hazard or a distraction which would interfere with the educational process.

Students and parents/guardians shall be informed about dress and grooming standards at the beginning of the school year and whenever these standards are revised. A student who violates these standards shall be subject to appropriate disciplinary action.

The Board also acknowledges that gang activity is dangerous and threatening. Therefore, to ensure the health and safety of the students and staff in the District, the wearing or carrying of any clothing or symbol that denotes membership in such gangs or other groups which a detrimental effect on the academic atmosphere of the schools is not condoned. Action will be taken to keep District schools and students free from the threats or harmful influences of gangs or other groups which advocate drug or illegal, intimidating behavior.

The Board of Education thus authorizes the adoption of regulations prohibiting students from wearing inappropriate apparel as defined in the Rules and Regulations. In cooperation with teachers, students and parents/guardians, the principal or designee shall establish school rules governing student dress and grooming which are consistent with law, Governing Board policy and administrative regulations. These school dress codes shall be regularly reviewed.

Each school shall allow students to wear sun-protective clothing, including but not limited to hats, for outdoor use during the school day. (Education Code 35183.5) In addition, the following guidelines shall apply to all regular school activities:

1. The district and school dress codes shall be enforced equitably on the school campus and at any school-sponsored activity by all staff members.
2. Shoes must be worn at all times.
3. Clothing, jewelry and personal items (backpacks, fanny packs, gym bags, water bottles, etc.) shall be free of writing, pictures or any other insignia which are crude, vulgar, profane or sexually suggestive, depict weapons or images of violence, bear drug, alcohol or tobacco company advertising, or any likeness of, or reference to, the aforementioned subjects.
4. Clothing shall not advocate racial, ethnic or religious prejudice.
5. Clothes shall be sufficient to conceal undergarments at all times, covering the body from torso to mid-thigh. See-through or fishnet fabrics, halter tops, off-the-shoulder or low-cut tops, bare midriffs and skirts or shorts shorter than deemed appropriate by school administration.
6. Students maintain their freedom of speech/expression even if the school does not like the message; however, administration can limit expression if it results in a substantial disruption of the school environment or an invasion of the rights of others.

Coaches and teachers may impose more stringent dress requirements to accommodate the special needs of certain sports and/or classes. No grade of a student participating in a physical education class shall be adversely affected if the student does not wear standardized physical education apparel because of circumstances beyond the student's control. (Education Code 49066)

The Principal, staff, students and parent/guardians at each school may establish reasonable dress and grooming regulations for times when students are engaged in extracurricular or other special school activities.

Rolling Hills Middle School Dress Code

“The Governing Board expects that students will present themselves in an orderly manner which will not disrupt the educational program at school. Their appearance should be neat, clean and acceptable to the general society and in keeping with the activity at school. The Governing Board considers this to be a judgment area of the site administrator or the school (BP 5132).” The dress code also applies to activities after school (i.e. dances, sports) and off campus (i.e. field trips, away sports).

The school administration recognizes that fashion trends change over time, making it difficult for students to find appropriate clothing; however, it is important to maintain a proper learning environment. Parents/Guardians and students are requested to take the proper steps to ensure their school wardrobe meets the standards of the dress code.

Students at Rolling Hills are “showing up for work”; therefore, they need to be in “business casual” clothing for their work day. The following guidelines are intended to define appropriate student attire and personal grooming for students at school. The appropriateness of the clothing will be determined by the normal wear of the clothes; that is to say, they will be judged not just by the way the clothes fit when the student is standing still, but by the way they fit as the student participates in the regular activities of the school day (i.e. walking, sitting, moving around, etc.). The dress code is meant to inspire pride and confidence for success in the 21st century professional work environment. The administration reserves the right to determine if clothing is acceptable.

- Shorts must have a 3” inseam; skirts need to cover mid-thigh.
- No undergarments should be visible.
- Inappropriate shirts include halter tops, crop tops, strapless, mesh or see-through sheer tops, and low cut tank tops (including the neck and arm areas of the tank top). Shirts must not expose the midriff or cleavage.
- Pants should be worn at the waist without “sagging.”
- Anything with language not conducive to a safe and positive learning environment, unauthorized group affiliations, drug/alcohol/tobacco or sexual references, images of or reference to weapons, or otherwise Supreme Court deemed (Tinker v Des Moines 1969) offensive content is prohibited.
- Chains of any kind (such as wallet chains) and clothing or jewelry with protrusions that could be considered dangerous or unsafe are not allowed.
- No see-through or fishnet fabrics.
- Hats may be worn but must be removed when inside any building. Hats must be worn with the brim in the front.
- Holes, rips, or tears in pants should not expose skin above mid-thigh.
- Pajama type pants/shorts and pajama slippers are not allowed (exceptions will be made on designated “spirit days”).
- Shoes with wheels are not allowed. Backless sandals and flip flops are allowed except during PE (proper shoes need to be worn at all times during PE).
- No costumes or “costume like” attire (exceptions will be made on designated “spirit days”).
- Gang-related attire is strictly prohibited and subject to the interpretation of the administration.

The appropriateness of clothing in question as per this dress code will be left to the discretion of the Rolling Hills administration and staff. Students out of dress code may be asked to change into different clothes (school issued or extra clothes on hand) and may receive disciplinary consequences. Habitual offenders will be expected to call home for a change of clothing. Students will wait in the office until parents bring the change of clothing.

(G) Procedure for Safe Ingress and Egress of Pupils, Parents, and Staff to and from School (EC 35294.2)

The Governing Board recognizes the importance of providing a safe school environment in order to help ensure student safety and the prevention of student injury. The Superintendent or designee shall implement appropriate practices to minimize the risk of harm to students, including practices relative to school facilities and equipment, outdoor environment, educational programs and school-sponsored activities.

Staff shall be responsible for the proper supervision of students during school hours, while at school-sponsored activities and while students are using district transportation to and from school.

(H) A Safe and Orderly School Environment Conducive to Learning (EC 35294.2)

Component:

Personal Characteristics of Students and Staff

Element:

Opportunity for Improvement:

By May 2020, the following activities will be implemented and/or completed:

Objectives	Action Steps	Resources	Lead Person	Evaluation
To foster our safe, positive learning environment by increasing connections between and among students, staff, and community.	? Staff meetings/discussions about making connections with students. Adoption of three-year plan to improve campus culture. Staff committees formed to foster positive campus culture, staff connections and staff leadership, thereby building a foundation for staff-to-student connections.		Debra Bowers	Debra Bowers and Jen Hansen
To foster our safe, positive learning environment by increasing connections between and among students, staff, and community.	? Student Council continues to build connections: ? Training workshops for students and staff will be offered ? Weekly meetings for students and staff.		Melody Root	Debra Bowers and Melody Root
To foster our safe, positive learning environment by increasing connections between and among students, staff, and community.	? Spirit day posters for classrooms and campus created by Student Council.		Melody Root	Melody Root
To foster our safe, positive learning environment by increasing connections between and among students, staff, and community.	• Welcome meetings/luncheons are provided for new students.	Site budget	Dee Cutter	Dee Cutter
To foster our safe, positive learning environment by increasing connections between and among students, staff, and community.	• Rallies and other school-wide activities to support school pride, spirit, and connections.	Student Council funds	Melody Root	Debra Bowers and Melody Root

Objectives	Action Steps	Resources	Lead Person	Evaluation
To foster our safe, positive learning environment by increasing connections between and among students, staff, and community.	<ul style="list-style-type: none"> • Bringing CORE 3 workshop to campus on two days this fall to work with all 7th grade students. Program is meant to break down barriers between students and to build empathy across the board. 	Site budget	Dee Cutter	Debra Bowers and Dee Cutter
To foster our safe, positive learning environment by increasing connections between and among students, staff, and community.	<ul style="list-style-type: none"> • Administer School Culture and Climate survey; gather and analyze data so as to address concerns of students and assess how “connected” they are with the RHMS staff. 		Jen Hansen and Site Council	Debra Bowers and Jen Hansen
To foster our safe, positive learning environment by increasing connections between and among students, staff, and community.	<ul style="list-style-type: none"> • Offer resources for at-risk students to help them achieve success and build better relationships with staff members in a comfortable environment (to include groups with Counselor and/or Psychologist, clubs, etc.) 	Counselor and Psychologist	Dee Cutter and Linda Wilson	Dee Cutter and Linda Wilson
To foster our safe, positive learning environment by increasing connections between and among students, staff, and community.	<ul style="list-style-type: none"> • Implement UDL/MTSS training for teachers to better work with students and meet their needs. 	PD/training costs/budget	Debra Bowers	Debra Bowers and Jen Hansen
To foster our safe, positive learning environment by increasing connections between and among students, staff, and community.	<ul style="list-style-type: none"> • Schedule another Learn Something New Hour: an afternoon session in which teachers offer a class in something they are passionate about; fosters interest in new ideas and activities while creating connections among students and teachers with like interests. 	Site budget	Debra Bowers	Debra Bowers and Jen Hansen

Component:

Personal Characteristics of Students and Staff

Element:

Opportunity for Improvement:

Programs will be expanded by 10% to reach more at-risk students.

Objectives	Action Steps	Resources	Lead Person	Evaluation
Programs will be expanded by 10% to reach more at-risk students.	<ul style="list-style-type: none"> Continue student groups for at-risk students (grades, lack of motivation, discipline issues) and employ social-emotional learning and mindfulness techniques 	Counselor time	Dee Cutter	Debra Bowers and Dee Cutter
	<ul style="list-style-type: none"> Continuation of Reading Support classes put in place in 2015-16 	LCAP	Debra Bowers	Debra Bowers
	<ul style="list-style-type: none"> Implementation of Amplify Science and continuation of Math Links, TCI Social Studies, and Collections Language Arts programs 	District monies	Patricia Randolph	Patricia Randolph
	<ul style="list-style-type: none"> Schedule Special Education Core Skills Intervention in each grade level 		Debra Bowers	Debra Bowers
	<ul style="list-style-type: none"> Provide a smaller sized class to support students in 6th and 7th grade math (extra teacher in math program) 	Instructional budget	Debra Bowers	Debra Bowers
	<ul style="list-style-type: none"> Schedule students in all grades into language arts and math intervention periods as needed; added another period in 2019-20 to serve more students 	LCAP	Debra Bowers	Debra Bowers
	<ul style="list-style-type: none"> Offer lunchtime intramural activities to encourage student participation 		Judy Pickett	Debra Bowers and Jen Hansen
	<ul style="list-style-type: none"> Provide EL support classes 	LCAP	Debra Bowers	Debra Bowers and Jen Hansen

Component:

School Social Environment

Element:

C

Opportunity for Improvement:

To create a social environment in which students can learn as they feel valued and safe.

Objectives	Action Steps	Resources	Lead Person	Evaluation
Continue developing the Student Council Program	<ul style="list-style-type: none"> School, team, and Pride/Focus activities. 	Site budget	Melody Root	Debra Bowers and Melody Root
	<ul style="list-style-type: none"> Select and equip students with techniques to lead and support their peers. 		Melody Root	Melody Root
	<ul style="list-style-type: none"> Weekly club meetings. 	Site budget	Various	Debra Bowers and Melody Root
	<ul style="list-style-type: none"> Weekly small group meetings with counselor and/or psychologist. 		Dee Cutter and Linda Wilson	Debra Bowers
	<ul style="list-style-type: none"> Implement anti-bullying techniques on campus. 	Entire staff	Dee Cutter and Jen Hansen	Debra Bowers and Jen Hansen
	<ul style="list-style-type: none"> Provide Spirit Activities and rallies to promote academic teams and student belonging. 		Melody Root	Debra Bowers and Melody Root
	<ul style="list-style-type: none"> CORE 3 program. 	Site budget	Dee Cutter	Debra Bowers
	<ul style="list-style-type: none"> Scott Bakovitch assembly. 	Site budget	Dee Cutter and Melody Root	Debra Bowers
	<ul style="list-style-type: none"> ROAR ambassadors. 		Dee Cutter	Dee Cutter
	<ul style="list-style-type: none"> Trauma-informed practices training for staff. 	Site budget	Debra Bowers	Debra Bowers

(I) School Discipline Rules and Consequences (EC 35291 and EC 35291.5)

Rolling Hills Middle School Student Conduct Code

Under California Law, students will be held strictly accountable for disorderly conduct on school property and on the way to and from school. Students are expected to follow the directions of school personnel while on school property, on the way to and from school, and at any school function. Students are expected to conduct themselves in a manner that will bring credit to themselves, their parents, and the school at all times.

Conduct Code Procedures

The Rolling Hills Middle School student handbook can be found at www.buckeyeusd.org/rhms.

(J) Hate Crime Reporting Procedures and Policies

In order to create a safe learning environment for all students, the Governing Board desires to protect the right of every student to be free from hate-motivated behavior and will promote harmonious relationships among students so as to enable them to gain a true understanding of the civil rights and social responsibilities of people in society. The district prohibits discriminatory behavior or statements that degrade an individual on the basis of his/her actual or perceived race, ethnicity, culture, heritage, gender, sex, sexual orientation, physical/mental attributes, or religious beliefs or practices.

Procedures for Preventing Acts of Bullying and Cyber-bullying

The Governing Board recognizes the harmful effects of bullying on student well-being, student learning, and school attendance and desires to provide a safe school environment that protects students from physical and emotional harm. No individual or group shall, through physical, written, verbal, visual, or other means, harass, sexually harass, threaten, intimidate, cyber-bully, cause bodily injury to, or commit hate violence against any student or school personnel, or retaliate against them for filing a complaint or participating in the complaint resolution process.

The Superintendent or designee shall develop strategies for addressing bullying in district schools with the involvement of students, parents/guardians, and staff. As appropriate, the Superintendent or designee may also collaborate with social services, mental health services, law enforcement, courts, and other agencies and community organizations in the development and implementation of effective strategies to promote safety in schools and the community.

Any complaint of bullying shall be investigated and, if determined to be discriminatory, resolved in accordance with law and the district's uniform complaint procedures specified in AR 1312.3. If, during the investigation, it is determined that a complaint is about nondiscriminatory bullying, the Principal or designee shall inform the complainant and shall take all necessary actions to resolve the complaint.

Definitions

Bullying is an unwanted, aggressive behavior that involves a real or perceived imbalance of power between individuals with the intent to cause emotional or physical harm. Bullying can be physical, verbal, or social/relational and involves repetition or potential repetition of a deliberate act.

Cyber-bullying includes the electronic creation or transmission of harassing communications, direct threats, or other harmful texts, sounds, or images. Cyber-bullying also includes breaking into another person's electronic account or assuming that person's online identity in order to damage that person's reputation.

Examples of the types of conduct that may constitute bullying and are prohibited by the district include, but are not limited to:

1. Physical bullying that inflicts harm upon a person's body or possessions, such as hitting, kicking, pinching, spitting, tripping, pushing, taking or breaking someone's possessions, or making cruel or rude hand gestures
2. Verbal bullying that includes saying or writing hurtful things, such as teasing, name-calling, inappropriate sexual comments, taunting, or threats to cause harm
3. Social/relational bullying that harms a person's reputation or relationships, such as leaving a person out of an activity on purpose, influencing others not to be friends with someone, spreading rumors, or embarrassing someone in public
4. Cyber-bullying, such as sending demeaning or hateful text messages or emails, sending rumors by email or by posting on social networking sites, or posting embarrassing photos, videos, website, or fake profiles

Measures to Prevent Bullying

The Superintendent or designee shall implement measures to prevent bullying in district schools, including, but not limited to, the following:

1. Ensuring that each school establishes clear rules for student conduct and implements strategies to promote a positive, collaborative school climate

(cf. 5131 - Conduct)

(cf. 5137 - Positive School Climate)

2. Providing to students, through student handbooks and other age-appropriate means, information about district and school rules related to bullying, mechanisms available for reporting incidents or threats, and the consequences for engaging in bullying

3. Encouraging students to notify school staff when they are being bullied or when they suspect that another student is being bullied, and providing means by which students may report threats or incidents confidentially and anonymously
4. Conducting an assessment of bullying incidents at each school and, if necessary, increasing supervision and security in areas where bullying most often occurs, such as classrooms, playgrounds, hallways, restrooms, and cafeterias
5. Annually notifying district employees that, pursuant to Education Code 234.1, any school staff who witnesses an act of bullying against a student has a responsibility to immediately intervene to stop the incident when it is safe to do so

Staff Development

The Superintendent or designee shall make the California Department of Education's online training module on the dynamics of bullying and cyber-bullying, which includes the identification of bullying and cyber-bullying and the implementation of strategies to address bullying, available annually to all certificated staff and to other employees who have regular interaction with students. (Education Code 32283.5)

The Superintendent or designee shall provide training to teachers and other school staff to raise their awareness about the legal obligation of the district and its employees to prevent discrimination, harassment, intimidation, and bullying of district students. Such training shall be designed to provide staff with the skills to:

1. Discuss the diversity of the student body and school community, including their varying immigration experiences
2. Discuss bullying prevention strategies with students, and teach students to recognize the behavior and characteristics of bullying perpetrators and victims
3. Identify the signs of bullying or harassing behavior
4. Take immediate corrective action when bullying is observed
5. Report incidents to the appropriate authorities, including law enforcement in instances of criminal behavior

Student Instruction

As appropriate, the district shall provide students with instruction, in the classroom or other educational settings, that promotes social-emotional learning, effective communication and conflict resolution skills, character/values education, respect for cultural and individual differences, self-esteem development, assertiveness skills, and appropriate online behavior.

The district shall also educate students about the negative impact of bullying, discrimination, intimidation, and harassment based on actual or perceived immigration status, religious beliefs and customs, or any other individual bias or prejudice.

Students should be taught the difference between appropriate and inappropriate behaviors, how to advocate for themselves, how to help another student who is being bullied, and when to seek assistance from a trusted adult. As role models for students, staff shall be expected to demonstrate effective problem-solving and anger management skills.

To discourage cyber-bullying, teachers may advise students to be cautious about sharing passwords, personal data, or private photos online and to consider the consequences of making negative comments about others online.

Reporting and Filing of Complaints

Any student, parent/guardian, or other individual who believes that a student has been subjected to bullying or who has witnessed bullying may report the incident to a teacher, Principal, Vice Principal, or any other available school employee.

When a report of bullying is submitted, the Principal or designee shall inform the student or parent/guardian of the right to file a formal written complaint in accordance with AR 1312.3 - Uniform Complaint Procedures. The student who is the alleged victim of the bullying shall be given an opportunity to describe the incident, identify witnesses who may have relevant information, and provide other evidence of bullying.

Within one business day of receiving such a report, a staff member shall notify the Principal of the report, whether or not a uniform complaint is filed. In addition, any school employee who observes an incident of bullying involving a student shall, within one business day, report such observation to the Principal or designee, whether or not the alleged victim files a complaint.

Within two business days of receiving a report of bullying, the principal shall notify the district compliance officer identified in AR 1312.3.

When the circumstances involve cyber-bullying, individuals with information about the activity shall be encouraged to save and print any electronic or digital messages that they feel constitute cyber-bullying and to notify a teacher, the Principal, or other employee so that the matter may be investigated. When a student uses a social networking site or service to bully or harass another student, the Superintendent or designee may file a request with the networking site or service to suspend the privileges of the student and to have the material removed.

Discipline/Corrective Actions

Corrective actions for a student who commits an act of bullying of any type may include counseling, behavioral intervention and education, and, if the behavior is severe or pervasive as defined in Education Code 48900, may include suspension or expulsion in accordance with district policies and regulations.

When appropriate based on the severity or pervasiveness of the bullying, the Superintendent or designee shall notify the parents/guardians of victims and perpetrators and may contact law enforcement.

The Superintendent, Principal, or Principal's designee may refer a victim, witness, perpetrator, or other student affected by an act of bullying to a school counselor, school psychologist, social worker, child welfare attendance personnel, school nurse, or other school support service personnel for case management, counseling, and/or participation in a restorative justice program as appropriate. (Education Code 48900.9)

If any student involved in bullying exhibits warning signs of suicidal thought or intention or of intent to harm another person, the Superintendent or designee shall, as appropriate, implement district intervention protocols which may include, but are not limited to, referral to district or community mental health services, other health professionals, and/or law enforcement.

Safety Plan Review, Evaluation and Amendment Procedures

The Rolling Hills Middle School comprehensive safety plan will be reviewed, evaluated and amended (if necessary) in November of each year.

Pursuant to Education Code Section 35294.6(a), the Buckeye Union School District adopts this comprehensive school safety plan at a regular meeting of the Board of Trustees. An opportunity for public comment will be provided during this meeting, prior to the plan's adoption.

Safety Plan Appendices

Emergency Contact Numbers

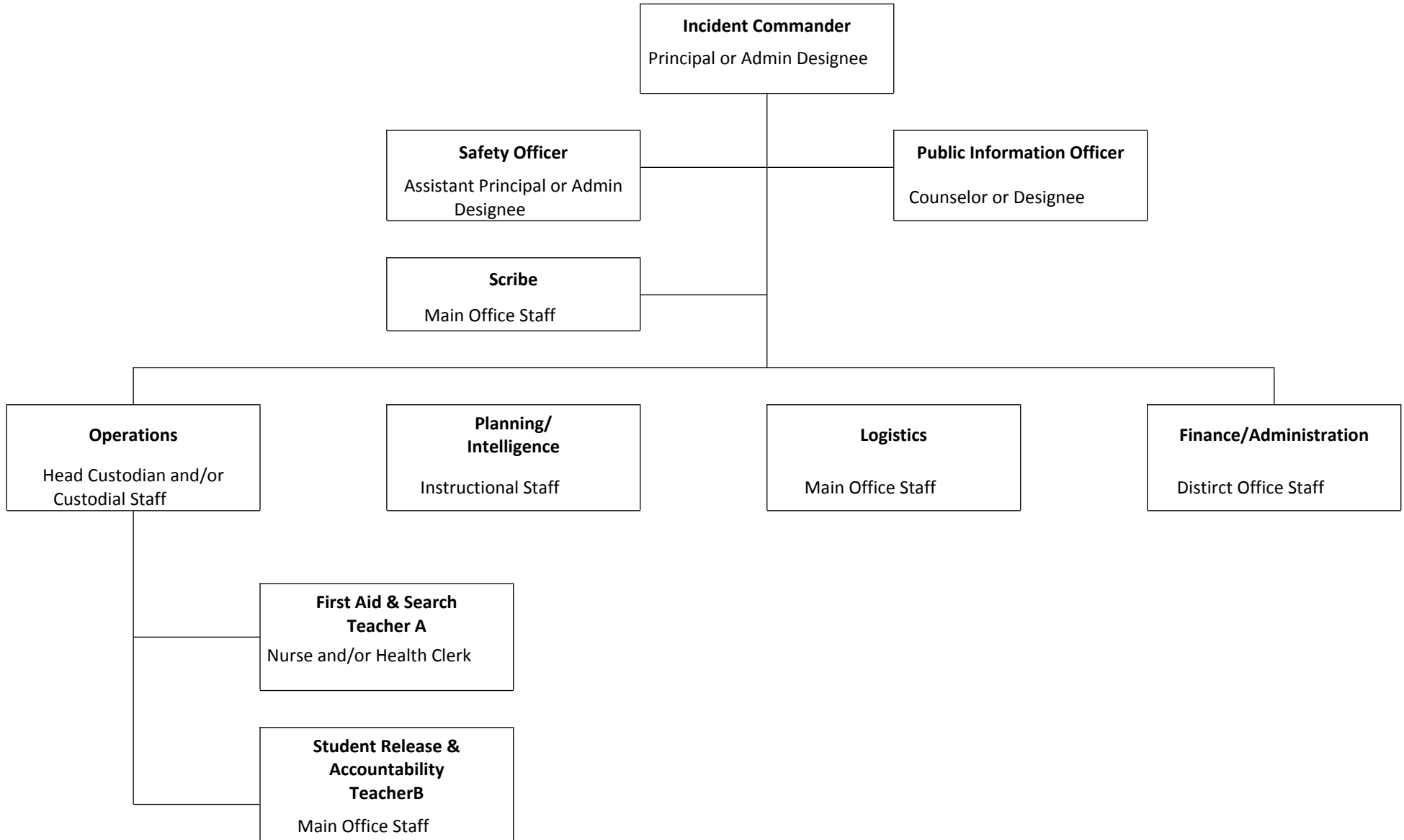
Utilities, Responders and Communication Resources

Type	Vendor	Number	Comments
School District	Buckeye Union School District Office	(530) 677-2261 or (916) 985-2183	
Emergency Services	El Dorado County Sheriff's Department	(530) 621-5655 or 9-1-1	
Emergency Services	El Dorado County Emergency Medical Services	(530) 621-6500 or 9-1-1	
Emergency Services	El Dorado Hills Fire Department -- Stn. 85	(916) 933-6623 or 9-1-1	
Local Hospitals	Marshall Medical Center	(530) 622-1441	
City Services	El Dorado County Air Quality Management District	(530) 621-7501	
City Services	El Dorado County Animal Services	(530) 621-5795	
City Services	El Doardo County Behavioral Health	(530) 621-6290	
City Services	El Dorado County Child Protective Services	(844) 756-3699 or (530) 642-7100	
City Services	El Dorado County Disaster Preparedness and Response	(530) 621-7560	

Safety Plan Review, Evaluation and Amendment Procedures

Activity Description (i.e. review steps, meetings conducted, approvals, etc)	Date and Time	Attached Document (description and location)
Safety Team Meeting - RHMS Safety Plan Review	Ongoing	
School Site Council - RHMS Safety Plan Review	9/24/19 at 2:30 P.M.	
Leadership Team Meeting - RHMS Safety Plan Review	9/24/19 at 3/30 P.M.	
Staff Meeting - RHMS Safety Plan Review	10/2/19 at 1:40 P.M.	
Board Meeting - RHMS Safety Plan Review	2/19/20 at 7:00 P.M.	

Rolling Hills Middle School Incident Command System



Incident Command Team Responsibilities

Standardized Emergency Response Management System Overview

The California Standardized Emergency Management System (SEMS) is designed to centralize and coordinate emergency response through the use of standardized terminology and processes. This greatly facilitates the flow of information and resources among the agencies participating in response to an emergency. SEMS consists of five functions:

Management

During an emergency, the Incident Commander directs response actions from a designated Command Post. To effectively do this, the Incident Commander must constantly assess the situation, and develop and implement appropriate strategies. The Incident Commander must be familiar with the available resources, accurately document all response actions, and effectively communicate response strategies to others participating in the response. This function is typically filled by the school principal. The principal is assisted in carrying out this function by a Public Information & Liaison Officer and Safety Officer.

Planning & Intelligence

Planning and Intelligence involves the use of various methods to efficiently gather information, weigh and document the information for significance, and actively assess the status of the emergency. This understanding and knowledge about the situation at hand is vital to the effective management of a response. These activities are performed by a single person who reports directly to the Incident Commander.

Operations

All response actions are implemented under by Operations. This includes staff performing first aid, crisis intervention, search and rescue, site security, damage assessment, evacuations, and the release of students.

Logistics

Logistics supports the response by coordinating personnel; assembling and deploying volunteers; providing supplies, equipment, and services; and facilitating communications among emergency responders.

Finance & Administration

Finance & Administration involves the purchasing of all necessary materials, tracking financial records, timekeeping for emergency responders, and recovering school records following an emergency. These activities are performed by a single person who reports directly to the Incident Commander.

Emergency Response Guidelines

Step One: Identify the Type of Emergency

The first response to an emergency is to determine the type of emergency that has occurred. Procedures for several different types of emergencies are listed in the following section.

Step Two: Identify the Level of Emergency

The second step in responding to an emergency is to determine the level of emergency. To assist schools in classifying emergency situations there is a three tiered rating below:

- **Level 1 Emergency:** A minor emergency that is handled by school personnel without the assistance from outside agencies, e.g., a temporary power outage, a minor injury during PE.
- **Level 2 Emergency:** A moderate emergency that requires assistance from outside agencies, such as a fire or an injury which requires an ambulance.
- **Level 3 Emergency:** A major emergency event that requires assistance from outside agencies such as a major earthquake, a civil disturbance or a large-scale act of terrorism. For Level 3 emergencies, it is important to remember that the response time of outside agencies may be seriously delayed.

Step Three: Determine the Immediate Response Action

Once the type and extent of an emergency have been identified, school personnel can determine if an immediate response action is required. The most common immediate response actions initiated during school emergencies are:

- **Duck and Cover:** Students and staff protect themselves by crouching under a table, desk, or chair until the danger passes.
- **Shelter in Place:** Students and staff are kept indoors in order to isolate them from the outdoor environment.
- **Lock Down:** Students and staff are kept in a designated locked area with blinds closed and lights off and sitting quietly until danger has passed, such as an intruder being on campus.
- **Evacuate Building:** Students and staff are escorted outside to an assembly area if it has been determined that it is too dangerous to remain indoors.
- **Evacuate Campus:** Students and staff are escorted to an off-site assembly area if it has been determined that it is too dangerous to remain on campus.
- **All Clear:** Notification is given that normal school operations should resume.

Step Four: Communicate the Appropriate Response Action

Once the type of immediate response action is determined, the incident commander must immediately inform the site's staff which response action to take. The most important method of communication depends on the response action selected. When announcing what response to take, avoid codes, jargon, or any other potentially confusing vocabulary. Be calm, direct, and clear in your announcements.

- Duck and Cover: Immediately use the site's school-wide communication system to instruct students and staff to protect themselves by moving into a "duck and cover" position by crouching under a table, desk, or chair until the danger passes. Time is the most urgent matter with this response action as the emergency may take place before the announcement can be made. However, do not assume that all members of the site are already in a "duck and cover" position. Make the announcement even if the immediate crisis has passed.
- Shelter in Place: Immediately use the site's school-wide communication system to instruct students and staff that they are to stay indoors until further notice, even if the heating and air conditioning system is disabled.
- Lock Down: Immediately use the site's school-wide communication system to instruct staff to lock all exterior doors, to close any open windows along with blinds, and to keep students as far away as possible from any windows until further notice.
- Evacuate Building: Immediately use the site's fire alarm bell system to notify students and staff that they are to proceed to the sites outside assembly area.
- Evacuate Campus: Immediately use the site's fire alarm bell system to notify students and staff that they are to proceed to the sites outside assembly area. From there, notify staff and students using a bullhorn that it has been determined that it is too dangerous to remain on campus. Provide instructions on how staff and students will be relocated.

Types of Emergencies & Specific Procedures

Aircraft Crash

(The Buckeye Union School District understands each emergency situation comes with a unique set of circumstances. The following bulleted items are general recommendations. The safety of students and staff will be the top priority when emergency situations occur.)

Emergency response will depend on the size of the aircraft, nature of the crash, and proximity to the school. If it is safe to remain inside the building, all students should be kept in the school under supervision. The crash may also result in an explosion, chemical spill or utility interruption. The procedures below are recommendations:

Aircraft crashes into the school

PRINCIPAL/SITE ADMINISTRATOR ACTIONS:

- Notify police and fire department (call 9-1-1).
- Determine immediate response procedures, which may include EVACUATION, OFF-SITE EVACUATION or DIRECTED TRANSPORTATION.
- Notify District Superintendent, who will contact the Office of Emergency Services. Arrange for first aid treatment and removal of injured occupants from building.
- Secure area to prevent unauthorized access until the Fire Department arrives. Ensure that students and staff remain at a safe distance from the crash.
- Account for all building occupants and determine extent of injuries.
- Do not re-enter building until the authorities provide clearance to do so.

STAFF ACTIONS:

- Notify Principal.
- Move students away from immediate vicinity of the crash.
- EVACUATE students from the building using primary and/or alternate fire routes to a safe assembly area away from the crash scene.
- Take Go Box.
- Check school site to assure that all students have evacuated. Take attendance at the assembly area.
- Report missing students to the Principal/designee and emergency response personnel. Maintain control of the students a safe distance from the crash site.
- Care for the injured, if any.
- Escort students back to the school site when emergency response officials have determined it is safe to return to the building.

Aircraft crashes near school

PRINCIPAL/SITE ADMINISTRATOR ACTIONS:

- Notify police and fire department (call 9-1-1).
- Initiate SHELTER IN PLACE, if warranted.
- Ensure that students and staff remain at a safe distance from the crash.
- Notify District Superintendent, who will contact the El Dorado County Office of Emergency Services.
- Fire department officials will secure area to prevent unauthorized access. Do not enter affected areas until the appropriate authorities provide clearance to do so.

STAFF ACTIONS:

- Notify Principal.
- Move students away from immediate vicinity of the crash.
- Remain inside with students unless subsequent explosions or fire endanger the building.

Animal Disturbance

(The Buckeye Union School District understands each emergency situation comes with a unique set of circumstances. The following bulleted items are general recommendations. The safety of students and staff will be the top priority when emergency situations occur.)

El Dorado County Animal Control/Services

Phone: (530) 621-5795 and from El Dorado Hills - Phone: (916) 358-3555 ext. 5795

Address: 6435 Capitol Ave., Diamond Springs, CA 95619

If there is a rabid or uncontrollable animal on campus, implement this procedure when any wild animal threatens the safety of the students and staff.

PRINCIPAL/SITE ADMINISTRATOR ACTIONS:

- Isolate the students from the animal.
- Close doors and use tables as a means to isolating the animal.
- If the animal is outside, keep students inside and institute a LOCKDOWN.
- If the animal is inside, initiate an EVACUATION outside to a protected area away from the animal.
- Contact the Animal Control for assistance in removing the animal.
- If the animal injures anyone, seek medical assistance from the school nurse or call 9-1-1.
- Notify parent/guardian and recommended health advisor.

STAFF/TEACHER ACTIONS:

- If the animal is outside, keep students inside.
- Lock doors and keep students away from the windows.
- If the animal is inside, EVACUATE students to a sheltered area away from the animal.
- Notify the Principal if there are any injuries.

Armed Assault on Campus

(The Buckeye Union School District understands each emergency situation comes with a unique set of circumstances. The following bulleted items are general recommendations. The safety of students and staff will be the top priority when emergency situations occur.)

Threats occur when a belligerent or armed person on the school site bullies, intimidates or coerces others, targeting an individual, particular group or the entire school community. Threats are presented as overt hostility. They may be received by written note, email communication, phone call or orally.

PRINCIPAL/SITE ADMINISTRATOR ACTIONS:

- Assess the type of threat to determine the level of risk to the safety of students and staff. In categorizing the risk, attempt to determine:
 - Is the individual moving towards violent action?
 - Is there evidence to suggest movement from thought to action?
 - High violence potential qualifies for arrest or hospitalization.
 - Safety is endangered when there is:
 - Sufficient evidence of repetitive/ intentional infliction of emotional distress upon others; or
 - Sufficient evidence of the unintentional infliction of emotional distress upon others.
 - Initiate LOCKDOWN if appropriate.
 - Notify police (dial 9-1-1), if the safety of students or staff is endangered. Provide exact location and nature of incident and school response actions.
 - Isolate the threatening person from other students and staff, if it is safe to do so.
 - Initiate appropriate response actions, which may be LOCKDOWN or EVACUATION. Cancel all outside activities.
 - Notify District supervisors or designee.

- Respond to students who are prone to overt displays of anger in a calm, non-confrontational manner.
- If an immediate threat is not clearly evident, attempt to diffuse the situation.
- If an individual is armed with any type of weapon, USE EXTREME CAUTION.
- Do not attempt to remove the weapon from the possession of the individual. Allow police to do so.
- Facilitate a meeting with student(s) and family to review expectations.
- Facilitate a staff meeting to review plans for keeping school safe. Enlist the support of community service providers.

STAFF ACTIONS:

- If any students are outside, move them inside the building or away from the site of the threat/assault.
- If unable to do so, have students lie down and cover their heads. Keep students calm.
- Inside the classroom, institute LOCKDOWN.
- Close all curtains and blinds.
- Remain with students until ALL CLEAR is given.

Biological or Chemical Release

(The Buckeye Union School District understands each emergency situation comes with a unique set of circumstances. The following bulleted items are general recommendations. The safety of students and staff will be the top priority when emergency situations occur.)

Such incidents may include the release of radioactive materials. A biological agent can be introduced through:

- postal mail, via a contaminated letter or package
- a building's ventilation system
- a small explosive device to help it become airborne
- a contaminated item such as a backpack, book bag, or other parcel left unattended
- the food supply
- aerosol release (for example, with a crop duster or spray equipment)

Defense against biological release (e.g. anthrax, smallpox, plague, ricin, etc.) is difficult because it usually appears after some time has lapsed. Indicators that may suggest the release of a biological or chemical substance include multiple victims suffering from: watery eyes, choking or breathing difficulty, twitching or the loss of coordination. Another indicator is the presence of distressed animals or dead birds. Determine which scenario applies and implement the appropriate response and/or procedures.

Outside the Building

PRINCIPAL/SITE ADMINISTRATOR ACTIONS:

- Initiate SHELTER IN PLACE. Shut off HVAC units and call 9-1-1. Provide location and nature of the emergency and school actions taken.
- Move to central location where windows and doors can be sealed with duct tape.
- Notify District supervisors of the situation.
- Remain inside the building until the Department of Health or Fire Department determines it is safe to leave.
- Arrange for psychological counseling for students and staff.

STAFF ACTIONS:

- Notify Principal.
- Move students away from immediate vicinity of danger (if outside, implement REVERSE EVACUATION).
- Segregate individuals who have been topically contaminated by a liquid from unaffected individuals.
- Send affected individuals to a designated area for medical attention.
- Follow standard student assembly, accounting and reporting procedures.

Inside the Building

PRINCIPAL/SITE ADMINISTRATOR ACTIONS:

- Initiate EVACUATION of building or OFF-SITE EVACUATION to move students away from immediate vicinity of danger. Move upwind from the potential danger.
- Call 9-1-1. Provide exact location and nature of emergency.
- Designate security team to isolate and restrict access to potentially contaminated areas.
- Wait for instructions from emergency responders-Health or Fire Department.
- Notify District Supervisors of the situation.
- Arrange for immediate psychological counseling for students and staff.
- Wait to return to the building until it has been declared safe by local Haz Mat or appropriate agency.

STAFF ACTIONS:

- Notify Principal or site administrator.
- Segregate individuals who have been topically contaminated by a liquid from unaffected individuals.
- Implement EVACUATION or OFF-SITE EVACUATION, as appropriate.
- Send affected individuals to a designated area for medical attention.
- Follow standard student assembly, accounting and reporting procedures.
- Prepare a list of those who are in the affected area to provide to emergency response personnel.

THOSE WHO HAVE DIRECT CONTACT WITH BIOLOGICAL AGENT:

- Wash affected areas with soap and water.
- Immediately remove and contain contaminated clothing
- Do not use bleach on potentially exposed skins.
- Remain in safe, but separate area, isolated from those who are unaffected, until emergency response personnel arrive.

Bomb Threat/ Threat Of violence

(The Buckeye Union School District understands each emergency situation comes with a unique set of circumstances. The following bulleted items are general recommendations. The safety of students and staff will be the top priority when emergency situations occur.)

1. If phone call, attempt to keep the caller on the line.
2. CAII 9-1-1 - OFF THE AIR- DO NOT USE CELL PHONES, TEXT MESSAGE, OR USE WALKIE-TALKIES.
3. Principal notifies (or assigns a designee to notify) Asst. Principal, Support staff, Superintendent and other district administrators.
4. Intercom announcement, "Please do a quick 1-minute scan of your classroom or office for anything unusual."
 - a. (A Professional/law enforcement officer will decide (if it is a bomb-device or not).
5. Follow the directions of law enforcement, they will search perimeter, public areas, pool, etc. and assist with crowd control. Have extra school maps available for law enforcement.
6. Principal activates SEMS Plan (Standardized Emergency Management System), as needed.
7. Secure campus perimeter.
8. Evacuate, if deemed necessary. Help students with disabilities. Teachers take roll sheets and office staff takes emergency cards to evacuation area.
9. Take roll and alert command center of any student not accounted for (telephone, intercom, communication devices, and/or email).
10. All Clear will be signaled by Principal after authorization from law enforcement.
11. Principal debriefs staff, parents/community, and students.
12. Student Release Procedures (only send students home before end of day if directed by Superintendent).
 - a. Use signs to designate "Request Student Pick-up Area and Release Students Area.
 - b. Use signs to direct parents how to line -up (e.g. alpha, grade levels, or room numbers).
 - c. Release younger students first.
 - d. Use "Student Emergency Release" form to document each student release and use "Emergency Cards" to verify authorized adults who can pick-up student. (RETAIN RECORDS)
 - e. Provide escort for parent/guardian to Crisis Response Team, Search/Rescue Team, or Medical Area, if necessary.

Bus Disaster

(The Buckeye Union School District understands each emergency situation comes with a unique set of circumstances. The following bulleted items are general recommendations. The safety of students and staff will be the top priority when emergency situations occur.)

The BUSD transportation department maintains a record for each bus serving the district. These records contain rosters, including an emergency telephone number for each student assigned to ride the bus. On school field trips, the Teacher-in-Charge of a special activity trip should prepare trip bus folders; one copy of the student emergency contact information should be placed in the trip folder and a second copy should accompany the teacher on the trip. Bus drivers may need to make spontaneous, independent decisions, based on the nature of the emergency, age of children, location of bus and other unique circumstances.

PRINCIPAL/SITE ADMINISTRATOR ACTIONS:

- Notify law enforcement.
- Notify parents/guardians of all students on the bus as soon as accurate information is available.
- Designate a school staff representative to proceed to any medical treatment facility to which an injured student has been taken to assist parents and provide support to students, as appropriate. Notify District supervisors or designee.
- Notify school community about the incident and status of injured students and/or staff.
- Prepare news release for media, if appropriate.

STAFF ACTIONS AT THE SCENE:

- Call 9-1-1, if warranted.
- Notify Transportation Supervisor and site Principal.
- Implement basic first aid until emergency medical services and/or law enforcement arrives and takes charge of the emergency.
- Move all uninjured students to a safe distance from the accident.
- Document the names of all injured students and their first aid needs.

BUS DRIVER:

- Turn off power, ignition and headlights.
- Use safety lights, as appropriate.
- Evaluate the need for evacuation.
- Remain with the vehicle.
- Notify California Highway Patrol.

Disorderly Conduct

(The Buckeye Union School District understands each emergency situation comes with a unique set of circumstances. The following bulleted items are general recommendations. The safety of students and staff will be the top priority when emergency situations occur.)

A civil disturbance is an unauthorized assemblage on the school grounds with the potential to: disrupt school activities; cause injury to staff and students; and/or damage property.

Precautionary measures must be taken to keep school personnel and students from undue exposure to danger. Efforts should be made to remain calm, to avoid provoking aggression, and to keep students in their classrooms.

Inside School

PRINCIPAL/SITE ADMINISTRATOR ACTIONS:

- If the students are engaging in civil disobedience, keep the students confined to one room in the school building.
- Set up a communication exchange with the students, staff and Principal. Try to restore order.
- If unable to calm students and violent or uncontrolled behavior is probable, notify police of situation and request assistance.
- Notify District supervisors or designee

- Send home with students, for their parents/guardians, a brief written description of the emergency, how it was handled and, if appropriate, what steps are being taken in its aftermath.

STAFF ACTIONS:

- Report disruptive circumstances to Principal/Site Administrator.
- Avoid arguing with participant(s).
- Have all students and employees leave the immediate area of disturbance.
- Lock doors.
- Account for all students and remain in classroom unless instructed otherwise by the Principal or law enforcement.
- Stay away from windows and exterior doors.

Outside of School

PRINCIPAL/SITE ADMINISTRATOR ACTIONS:

- Call 9-1-1.
- Move any students who are outside into the school building. If unable to do so, have students lie down and cover their heads.
- Once students are in the school building, lock and secure all exterior doors, including restrooms.
- Have custodians remove trash containers and other burnable items from public access.
- Cancel all outside activities.
- Notify District supervisors or designee.
- Maintain an accurate record of events, conversations and actions.
- Assign staff members to assist nurse as necessary.

STAFF ACTIONS:

- Close and lock classroom doors.
- Close all curtains and blinds.
- Keep students away from windows and take precautions to protect them from flying glass in the event windows are broken.
- Instruct students to DUCK AND COVER, lie on the floor and keep students calm.
- Care for the injured, if any.
- Remain with students within locked classrooms until All Clear is given, regardless of bells and the school schedule.

Earthquake

(The Buckeye Union School District understands each emergency situation comes with a unique set of circumstances. The following bulleted items are general recommendations. The safety of students and staff will be the top priority when emergency situations occur.)

Practice and follow safety procedures:

- Post drill information on or near the classroom door and place in substitute folder.
- Take class list with you during the drill and take roll.
- Walk safely when safe to do so during evacuation.
- Close windows.
- Turn off lights and fans.
- Close classroom doors.

PRINCIPAL/SITE ADMINISTRATOR:

- Determine whether site evacuation should be implemented. If so, sound fire alarm.
- This will automatically implement action to EVACUATE the building. EVACUATION may be warranted in some buildings but others may be used for SHELTER IN PLACE.
- If severe, notify the Superintendent or designee of status.
- If necessary, notify Fire Department (call 9-1-1). Provide school name, address, exact location within the building, your name and phone number and nature of the emergency.

- Secure area to prevent unauthorized access until the Fire Department arrives.
- Advise the District supervisors of school status.
- Notify emergency response personnel of any missing students.
- Notify utility company of breaks or suspected breaks in utility lines or pipes. Provide school name, address, location within building, your name and phone.
- Direct a systematic, rapid and thorough approach to search the building and surrounding areas.
- Check classrooms and work areas, public areas (foyers, offices, bathrooms and stairwells), unlocked closets, exterior areas (shrubbery, trash cans, debris boxes) and power sources (computer rooms, gas valves, electric panels, telephone panels).
- Determine if Student Release should be implemented. If so, notify Superintendent or designee, staff, students and parents.
- If damage requires the school to be closed, notify parents and staff of school status and alternate site for classroom instruction. Do not return to the school building until it has been inspected and determined safe by proper authorities.

STAFF ACTIONS:

- Keep students, staff away from windows.
- Initiate DROP, COVER AND HOLD ON.
- If explosion occurred inside the school building, EVACUATE to outdoor assembly area.
- Keep students and staff at a safe distance from the building(s) and away from fire-fighting equipment.
- Check to be sure all students have left the school site.
- Remain with students throughout evacuation process. Upon arrival at assembly area, check attendance. Report status to site administrator immediately.
- Render first aid as necessary.
- Do not return to the building until the emergency response personnel determines it is safe to do so.
- If explosion occurred in the surrounding area, initiate SHELTER IN PLACE. Keep students at a safe distance from site of the explosion.

SPECIAL NEEDS CONSIDERATIONS:

- If you have a special needs student who has difficulty getting onto the ground, or cannot get back up again without the help of assistance, then follow these recommendations:
- If your student or a staff member uses a cane: DROP, COVER, and HOLD ON or have them sit on a chair and cover their head and neck with both hands. Their cane should be near them so it can be used when the shaking stops.
- If your student or a staff member uses a walker or wheelchair: They should LOCK their wheels (if applicable). If using a walker, carefully get as low as possible. They should bend over and COVER their head/neck with their arms, a book, or a pillow. Then HOLD ON until shaking stops.
- People who are Deaf or Hard of Hearing:
- Prior to an earthquake, identify and test multiple ways to receive warnings and evacuation information.
- People who are Blind or have Low Vision:
- Earthquakes can cause items to fall and furniture to shift. Regular sound clues may not be available afterwards. Move with caution.

Explosion or Risk Of Explosion

(The Buckeye Union School District understands each emergency situation comes with a unique set of circumstances. The following bulleted items are general recommendations. The safety of students and staff will be the top priority when emergency situations occur.)

Emergency response will depend on the type of explosion (smoke bomb, chemical lab incident, etc.) and proximity to the school. All students should be kept away from the explosion and under supervision.

PRINCIPAL/SITE ADMINISTRATOR:

- Determine whether site evacuation should be implemented. If so, sound fire alarm.
- This will automatically implement action to EVACUATE the building. EVACUATION may be warranted in some buildings but others may be used for SHELTER IN PLACE.

- Notify Fire Department (call 9-1-1). Provide school name, address, exact location within the building, your name and phone number and nature of the emergency.
- Secure area to prevent unauthorized access until the Fire Department arrives.
- Advise the District supervisors of school status.
- Notify emergency response personnel of any missing students.
- Notify utility company of breaks or suspected breaks in utility lines or pipes. Provide school name, address, location within building, your name and phone.
- Direct a systematic, rapid and thorough approach to search the building and surrounding areas.
- Check classrooms and work areas, public areas (foyers, offices, bathrooms and stairwells), unlocked closets, exterior areas (shrubbery, trash cans, debris boxes) and power sources (computer rooms, gas valves, electric panels, telephone panels).
- Determine if Student Release should be implemented. If so, notify staff, students and parents.
- If damage requires the school to be closed, notify parents and staff of school status and alternate site for classroom instruction. Do not return to the school building until it has been inspected and determined safe by proper authorities.

STAFF ACTIONS:

- Initiate DROP, COVER and HOLD ON.
- If explosion occurred inside the school building, EVACUATE to outdoor assembly area.
- Keep students and staff at a safe distance from the building(s) and away from fire-fighting equipment.
- Check to be sure all students have left the school site.
- Remain with students throughout evacuation process. Upon arrival at assembly area, check attendance. Report status to site administrator immediately.
- Render first aid as necessary.
- Do not return to the building until the emergency response personnel determines it is safe to do so.
- If explosion occurred in the surrounding area, initiate SHELTER IN PLACE. Keep students at a safe distance from site of the explosion.

SPECIAL NEEDS CONSIDERATIONS:

- If you have a special needs student who has difficulty getting onto the ground, or cannot get back up again without the help of assistance, then follow these recommendations:
- If your student or a staff member uses a cane: DROP, COVER, and HOLD ON or have them sit on a chair and cover their head and neck with both hands. Their cane should be near them so it can be used when the shaking stops.
- If your student or a staff member uses a walker or wheelchair: They should LOCK their wheels (if applicable). If using a walker, carefully get as low as possible. They should bend over and COVER their head/neck with their arms, a book, or a pillow. Then HOLD ON until shaking stops.

People who are Deaf or Hard of Hearing: Prior to an earthquake, identify and test multiple ways to receive warnings and evacuation information.

People who are Blind or have Low Vision: Earthquakes can cause items to fall and furniture to shift. Regular sound clues may not be available afterwards. Move with caution.

Fire in Surrounding Area

(The Buckeye Union School District understands each emergency situation comes with a unique set of circumstances. The following bulleted items are general recommendations. The safety of students and staff will be the top priority when emergency situations occur.)

A fire in an adjoining area, such as a wild land fire, can threaten the school building and endanger the students and staff. Response actions are determined by location and size of the fire, its proximity to the school and the likelihood that it may endanger the school community.

PRINCIPAL/SITE ADMINISTRATOR ACTIONS:

- Determine if EVACUATION of school site is necessary.

- Contact local fire department (call 9-1-1) to determine the correct action for your school site.
- If necessary, begin evacuation of school site to previously identified safe site using school evacuation plan.
- Notify district supervisors as needed.
- If needed, contact Transportation (530) 677-5023 or (916) 933-0398 ext. 1195 for OFF-SITE EVACUATION and DIRECTED TRANSPORTATION by bus.
- Direct inspection of premises to assure that all students and personnel have left the building.
- Notify the school district where the school has relocated and post a notice on the office door stating the temporary new location.
- Monitor radio station for information.
- Do not return to the building until it has been inspected and determined safe by proper authorities.

STAFF ACTIONS:

- If students are to be evacuated, take attendance to be sure all students are present before leaving the building site.
- Stay calm and maintain control of the students and keep them a safe distance from the fire and firefighting equipment.
- Take attendance at the assembly area. Report any missing students to the Principal/site administrator and emergency response personnel.
- Remain with students until the building has been inspected and it has been determined safe to return to.

Fire on School Grounds

(The Buckeye Union School District understands each emergency situation comes with a unique set of circumstances. The following bulleted items are general recommendations. The safety of students and staff will be the top priority when emergency situations occur.)

- Post Drill information on or near the classroom door and place in substitute folder.
- Take class list with you during the drill.
- Walk safely and in single file when possible.
- Close windows.
- Turn off lights and fans.
- Close classroom door.
- Check that all students are accounted for when you reach your safe destination.
- Contact administration or firefighter if a child is missing.
- Remain at least 100 feet away from the building.
- When the "All Clear" bell has rung, return safely to class.
- During practice drills each and every staff member needs to participate until all clear.

Flooding

(The Buckeye Union School District understands each emergency situation comes with a unique set of circumstances. The following bulleted items are general recommendations. The safety of students and staff will be the top priority when emergency situations occur.)

Flooding could threaten the safety of students and staff whenever storm water or other sources of water threaten to inundate school grounds or buildings. Flooding may occur if a water pipe breaks or prolonged rainfall causes urban streams to rise. Flooding may also occur as a result of damage to water distribution systems such as failure of a dam or levee. If weather-related, an alert message will be broadcast over the weather radio station.

PRINCIPAL/SITE ADMINISTRATOR ACTIONS:

- Issue STAND BY instruction.
- Determine if evacuation is required.
- Notify local police department of intent to EVACUATE, the location of the safe evacuation site and the route to be taken to that site.
- Notify District supervisors as needed
- Delegate a search team to assure that all students have been evacuated.

- Issue DIRECTED TRANSPORTATION instruction if students will be evacuated to a safer location by means of buses and cars.
- Post a notice on the office door stating where the school has relocated and inform the District Office.
- Monitor internet or radio station for flood information.
- Notify District Superintendent of school status and action taken.
- Do not allow staff and students to return to the building until proper authorities have determined that it is safe to do so.

STAFF ACTIONS:

- If warranted, EVACUATE students using evacuation plan.
- Take the class roster, if applicable, the emergency backpack and student comfort kits.
- Take attendance before leaving the campus.
- Remain with students throughout the evacuation process.
- Upon arrival at the safe site, take attendance.
- Report any missing students to Principal/site administrator and emergency response personnel.
- Do not return to school building until it has been inspected and determined safe by property authorities.

Loss or Failure Of Utilities

(The Buckeye Union School District understands each emergency situation comes with a unique set of circumstances. The following bulleted items are general recommendations. The safety of students and staff will be the top priority when emergency situations occur.)

Failure of any of the utilities (electricity, gas, water) during school hours constitutes a condition that must be dealt with on a situational basis. Advance notice may be received from a utility company regarding loss of service. In many cases, such loss of service will be of short duration and require no special action other than notifying staff of the temporary interruption of service.

PRINCIPAL/SITE ADMINISTRATOR:

- Notify appropriate utility company. Provide the following information:
- Affected areas of the school site.
- Type of problem or outage.
- Expected duration of the outage. If known determine length of time service will be interrupted.
- Determine desired action, which may include relocation of students and staff, notification of parents, and alternate food service.
- Contract district supervisors as needed.
- If disruption in service will severely hamper school operation, notify students and staff by appropriate means.
- Use messengers with oral or written word as an alternate means of faculty notification.
- Implement plan to provide services without utilities or with alternate utilities.

Motor Vehicle Crash

(The Buckeye Union School District understands each emergency situation comes with a unique set of circumstances. The following bulleted items are general recommendations. The safety of students and staff will be the top priority when emergency situations occur.)

A motor vehicle crash may result in a fuel or chemical spill on school property. If the crash results in a utility interruption, refer to the section on Loss or Failure of Utilities.

PRINCIPAL/SITE ADMINISTRATOR ACTIONS:

- Notify police and fire department (call 9-1-1).
- Determine immediate response procedures, which may include EVACUATION, OFF-SITE EVACUATION or DIRECTED

TRANSPORTATION.

- Notify district supervisors as necessary.
- Arrange for first aid treatment and removal of injured occupants from building.

- Secure area to prevent unauthorized access until the public safety officials (police, sheriff, fire department) arrive. Ensure that students and staff remain at a safe distance from the crash.
- Account for all building occupants and determine extent of injuries.

STAFF ACTIONS:

- Notify Principal.
- Move students away from immediate vicinity of the crash.
- EVACUATE students to a safe assembly area away from the crash scene.
- Take class roster/name tags and, if applicable, the emergency backpack.
- Check school site to assure that all students have evacuated.
- Take attendance at the assembly area.
- Report missing students to the Principal/designee and emergency response personnel.
- Maintain control of the students a safe distance from the crash site.
- Care for the injured, if any.
- Escort students back to the school site when emergency response officials have determined it is safe to return to the building.

Psychological Trauma

(The Buckeye Union School District understands each emergency situation comes with a unique set of circumstances. The following bulleted items are general recommendations. The safety of students and staff will be the top priority when emergency situations occur.)

Crisis management at a school site specifies actions during and subsequent to any emergency that may have a psychological impact on students and staff, such as an act of violence; the death of a student or staff member; an earthquake or other natural disaster; a serious environmental problem; or ethnic and racial tensions. Emergencies like those described above usually produce one or more of the following conditions:

- Temporary disruption of regular school functions and routines.
- Significant interference with the ability of students and staff to focus on learning.
- Physical and/or psychological injury to students and staff.
- Concentrated attention from the community and news media.

As a result of such emergencies, students and staff may exhibit a variety of psychological reactions. As soon as the physical safety of those involved has been insured, attention must turn to meeting the emotional and psychological needs of students and staff.

Procedure

1. Contact District supervisors as needed.
2. The School Administrator will establish Psychological First Aid Team, which has primary responsibility for providing necessary assistance after all types of crises.
3. The Psychological First Aid Team will assess the range of crisis intervention services needed during and following an emergency.
4. The Psychological First Aid Team will provide direct intervention services.
5. If there is a need for additional assistance, the School Administrator will notify the Local District Superintendent.
6. The Psychological First Aid Team will advise and assist the School Administrator to restore regular school functions as efficiently and as quickly as possible.
7. In performing their duties, the Psychological First Aid Team members will limit exposure to scenes of trauma, injury and death.
8. The Psychological First Aid Team will provide ongoing assessment of needs and follow-up services as required.

Suspected Contamination of Food or Water

(The Buckeye Union School District understands each emergency situation comes with a unique set of circumstances. The following bulleted items are general recommendations. The safety of students and staff will be the top priority when emergency situations occur.)

This procedure should be followed if site personnel report suspected contamination of food or water. This procedure applies where there is evidence of tampering with food packaging, observation of suspicious individuals in proximity to food or water supplies, or if notified of possible food/water contamination by District staff or local agencies. Indicators of contamination may include unusual odor, color, taste, or multiple employees with unexplained nausea, vomiting, or other illnesses.

Procedure

1. The School Administrator will isolate the suspected contaminated food/water to prevent consumption and will restrict access to the area.
2. The School Administrator will notify "9-1-1", District Office, and the El Doardo Public Health Department.
3. The School Administrator will make a list of all potentially affected students and staff, and will provide the list to responding authorities.
4. The First Aid/Medical Team will assess the need for medical attention and provide first aid as appropriate.
5. The School Administrator will maintain a log of affected students and staff and their symptoms, the food/water suspected to be contaminated, the quantity and character of products consumed, and other pertinent information.
6. The School Administrator will notify parents of the incident, as appropriate.

Tactical Responses to Criminal Incidents

The Superintendent or designee shall ensure that an updated file of all safety-related plans and materials is readily available for inspection by the public. (Education Code 32282) However, those portions of the comprehensive safety plan that include tactical responses to criminal incidents shall not be publicly disclosed. The Buckeye Union School District uses the BowMac REDI III Online Emergency Planning System. The software has six modules designed to assist school districts in their planning, response, management, and National Incident Management System (NIMS) compliance to make their environments safer.

Unlawful Demonstration or Walkout

(The Buckeye Union School District understands each emergency situation comes with a unique set of circumstances. The following bulleted items are general recommendations. The safety of students and staff will be the top priority when emergency situations occur.)

When an advance notice of a planned protest is given, inform the staff of the planned demonstration. An information letter to parents should be developed.

PRINCIPAL/SITE ADMINISTRATOR ACTIONS:

- Obtain information on when, why and how many people are expected.
- Identify the spokesperson for the group.
- Contact local police department for the school's jurisdiction and advise them of the situation.
- Notify staff of the planned demonstration.
- Develop an information letter to parents.
- Assign a staff member to act as liaison with police, media and, possibly the demonstrating group.
- Designate a staff member to handle incoming calls during the demonstration.
- Establish areas where demonstrators can set up without affecting the operation of the school.
- Notify Transportation, Food Service and the District Office of demonstration and any possible impact buses and/or District vehicles may encounter arriving at or departing from the school.

STAFF ACTION

- Remain with students and provide supervision as needed.

Emergency Evacuation Map

RHMS Evacuation Routes

