

**JUNCTION INDEPENDENT SCHOOL DISTRICT**

**ANNUAL FINANCIAL REPORT**

**YEAR ENDED AUGUST 31, 2011**



JUNCTION INDEPENDENT SCHOOL DISTRICT  
ANNUAL FINANCIAL REPORT  
for the Year Ended August 31, 2011

TABLE OF CONTENTS

---

	<u>Page</u>	<u>Exhibit</u>
INTRODUCTORY SECTION		
Certificate of the Board .....	3	
FINANCIAL SECTION		
<u>Independent Auditor's Report</u> .....	5	
Management Discussion and Analysis (Required Supplementary Information).....	7	
<u>Basic Financial Statements:</u>		
Government-wide Financial Statements:		
Statement of Net Assets .....	14	A-1
Statement of Activities .....	15	B-1
Fund Financial Statements:		
Balance Sheet – Governmental Funds .....	16	C-1
Reconciliation of the Government Funds Balance Sheet to the Statement of Net Assets .....	18	C-2
Statement of Revenues, Expenditures and Changes In Fund Balances – Governmental Funds.....	20	C-3
Reconciliation of the Statement of Revenues, Expenditures and Changes in Fund Balances of Governmental Funds to the Statement of Activities .....	22	C-4
Statement of Fiduciary Net Assets – Fiduciary Funds .....	23	E-1
Notes to the Financial Statements.....	24	
<u>Required Supplementary Information:</u>		
General Fund – Budget Comparison Schedule.....	34	G-1
<u>Required TEA Schedules:</u>		
Schedule of Delinquent Taxes Receivable.....	36	J-1
Indirect Cost Computation Schedule .....	38	J-2
Budgetary Comparison Schedules Required by the Texas Education Agency National School Breakfast and Lunch Program.....	40	J-4

OVERALL COMPLIANCE, INTERNAL CONTROLS AND FEDERAL AWARDS SECTION

Report on Compliance and Internal Controls Over Financial Reporting Based on and Audit of Financial Statements Performed in Accordance with <i>Governmental Auditing Standards</i> .....	45
Report on Compliance with Requirements Applicable to Each Major Program and Internal Control Over Compliance in Accordance with OMB Circular A-133 .....	47
Schedule of Findings and Questioned Costs .....	49
Summary Schedule of Prior Audit Findings .....	50
Corrective Action Plan .....	51
Schedule of Expenditures of Federal Awards .....	52
Notes on Accounting Policies for Federal Awards .....	54
Schools First Questioner .....	55

CERTIFICATE OF BOARD

Junction Independent School District  
Name of School District

Kimble  
County

134-901  
Co.-Dist. Number

We, the undersigned, certify that the attached annual financial reports of the above named school district were reviewed and (check one) \_\_\_\_\_ approved \_\_\_\_\_ disapproved for the year ended August 31, 2011, at a meeting of the board of trustees of such school district on the 9th day of November, 2011.

\_\_\_\_\_  
Signature of Board **Secretary**

\_\_\_\_\_  
Signature of Board **President**

If the board of trustees disapproved of the auditor's report, the reason(s) for disapproving it is(are):  
(attach list as necessary)

**THIS PAGE INTENTIONALLY LEFT BLANK**

# EDE & COMPANY

Certified Public Accountants

Eric Ede  
Frank Ede  
Donna Ede Jones

P. O. Box 219  
Knippa, Texas 78870  
Telephone (830) 934-2148  
Fax (830) 934-2799

## UNQUALIFIED OPINIONS ON BASIC FINANCIAL STATEMENTS ACCOMPANIED BY REQUIRED SUPPLEMENTARY INFORMATION AND OTHER SUPPLEMENTARY INFORMATION INCLUDING THE SUPPLEMENTARY SCHEDULE OF EXPENDITURES OF FEDERAL AWARDS

### Independent Auditor's Report

Board of Trustees  
Junction Independent School District  
1700 College St.  
Junction, TX 76849

Members of the Board:

We have audited the accompanying financial statements of the governmental activities, each major fund, and the aggregate remaining fund information of Junction Independent School District as of and for the year ended August 31, 2011, which collectively comprise the District's basic financial statements as listed in the table of contents. These financial statements are the responsibility of the District's Administration. Our responsibility is to express opinions on these financial statements based on our audit.

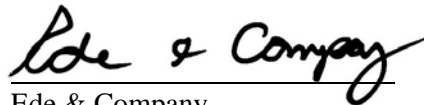
We conducted our audit in accordance with auditing standards generally accepted in the United States of America and the standards applicable to financial audits contained in *Government Auditing Standards*, issued by the Comptroller General of the United States. Those standards require that we plan and perform the audit to obtain reasonable assurance about whether the financial statements are free of material misstatement. An audit includes examining, on a test basis, evidence supporting the amounts and disclosures in the financial statements. An audit also includes assessing the accounting principles used and significant estimates made by management, as well as evaluating the overall financial statement presentation. We believe that our audit provides a reasonable basis for our opinion.

In our opinion, the financial statements referred to above present fairly, in all material respects, the respective financial position of the governmental activities, each major fund, and the aggregate remaining fund information of Junction Independent School District as of August 31, 2011, and the respective changes in financial position, where applicable, thereof for the year then ended in conformity with accounting principles generally accepted in the United States of America.

In accordance with *Government Auditing Standards*, we have also issued our report dated November 2, 2011 on our consideration of the District's internal control over financial reporting and our tests of its compliance with certain provisions of laws, regulations, contracts and grant agreements and other matters. The purpose of that report is to describe the scope of our testing of internal control over financial reporting and compliance and the results of that testing, and not to provide an opinion on the internal control over financial reporting or on compliance. That report is an integral part of an audit performed in accordance with *Governmental Auditing Standards* and should be considered in assessing the results of our audit.

The management's discussion and analysis and the budget comparison information on page 7 through 12, 34 and 35 and 40 through 41 are not a required part of the basic financial statements but are supplementary information required by accounting principles generally accepted in the United States of America. We have applied certain limited procedures, which consisted principally of inquiries of management regarding the methods of measurement and presentation of the required supplementary information. However, we did not audit the information and express no opinion on it.

Our audit was performed for the purpose of forming an opinion on the financial statements that collectively comprise Junction Independent School District's basic financial statements. The accompanying schedules of expenditures of federal awards required by U.S. Office of Management and Budget Circular A-133, *Audits of States, Local Governments, and Non-Profit Organizations*, and the supporting schedules listed in the table of contents are presented for the purpose of additional analysis and are also not a required part of the basic financial statements. This information, has been subjected to the auditing procedures applied in the audit of the basic financial statements and, in our opinion, are fairly stated, in all material respects, in relation to the basic financial statements taken as a whole.



Ede & Company  
Certified Public Accountants

November 2, 2011



## MANAGEMENT'S DISCUSSION AND ANALYSIS

This section of Junction Independent School District's annual financial report presents our discussion and analysis of the District's financial performance during the fiscal year ended August 31, 2011. Please read it in conjunction with the District's financial statements, which follow this section.

### FINANCIAL HIGHLIGHTS

- The District's total combined net assets were \$6,244.4 at August 31, 2011.
- During the year, the District's expenses were \$25,923 less than the \$6,653,215 generated in taxes and other revenues for governmental activities.
- The total cost of the District's programs was virtually unchanged from last year, and no new programs were added this year.
- The general fund reported a fund balance this year of \$1,797,612.

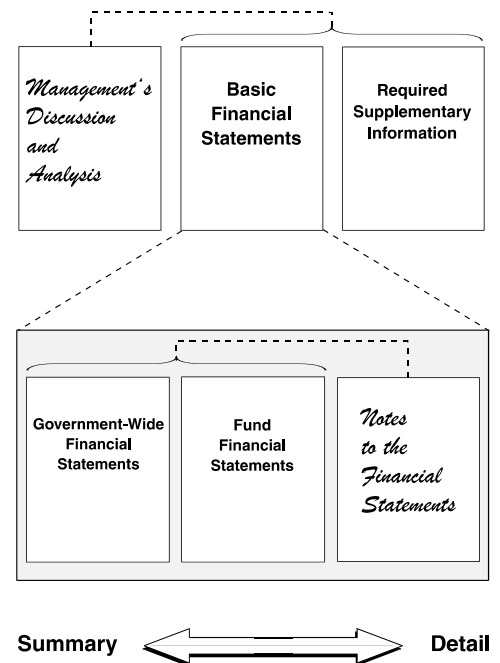
### OVERVIEW OF THE FINANCIAL STATEMENTS

This annual report consists of three parts—*management's discussion and analysis* (this section), the *basic financial statements*, and *required supplementary information*. The basic financial statements include two kinds of statements that present different views of the District:

- The first two statements are *government-wide financial statements* that provide both *long-term* and *short-term* information about the District's overall financial status.
- The remaining statements are *fund financial statements* that focus on *individual parts* of the government, reporting the District's operations in more detail than the government-wide statements.
- *The governmental funds* statements tell how *general government* services were financed in the *short term* as well as what remains for future spending.
- *Fiduciary fund* statements provide information about the financial relationships in which the District acts solely as a *trustee or agent* for the benefit of others, to whom the resources in question belong.

The financial statements also include notes that explain some of the information in the financial statements and provide more detailed data. The statements are followed by a section of *required supplementary information* that further explains and supports the information in the financial statements. Figure A-1 shows how the required parts of this annual report are arranged and related to one another.

**Figure A-1, Required Components of the District's Annual Financial Report**



### Government-wide Statements

The government-wide statements report information about the District as a whole using accounting methods similar to those used by private-sector companies. The statement of net assets includes all of the government's assets and liabilities. All of the current year's revenues and expenses are accounted for in the statement of activities regardless of when cash is received or paid.

The two government-wide statements report the District's net assets and how they have changed. Net assets, the difference between the District's assets and liabilities is one way to measure the District's financial health or *position*.

- Over time, increases or decreases in the District's net assets are an indicator of whether its financial health is improving or deteriorating, respectively.
- To assess the overall health of the District, one needs to consider additional nonfinancial factors such as changes in the District's tax base

The government-wide financial statements of the District include the *Governmental activities*. Most of the District's basic services are included here, such as instruction, extracurricular activities, curriculum and staff development, health services and general administration. Property taxes and grants finance most of these activities.

### Fund Financial Statements

The fund financial statements provide more detailed information about the District's most significant *funds*—not the District as a whole. Funds are accounting devices that the District uses to keep track of specific sources of funding and spending for particular purposes.

- Some funds are required by State law and by bond covenants.
- The Board of Trustees establishes other funds to control and manage money for particular purposes or to show that it is properly using certain taxes and grants.

The District has the following kinds of funds:

- *Governmental funds*—Most of the District's basic services are included in governmental funds, which focus on (1) how *cash and other financial assets* that can readily be converted to cash flow in and out and (2) the balances left at year-end that are available for spending. Consequently, the governmental fund statements provide a detailed *short-term* view that helps you determine whether there are more or fewer financial resources that can be spent in the near future to finance the District's programs. Because this information does not encompass the additional long-term focus of the government-wide statements, we provide additional information at the bottom of the governmental funds statement, or on the subsequent page, that explain the relationship (or differences) between them.
- *Fiduciary funds*—The District is the trustee, or *fiduciary*, for certain funds. It is also responsible for other assets that—because of a trust arrangement—can be used only for the trust beneficiaries. The District is responsible for ensuring that the assets reported in these funds are used for their intended purposes. All of the District's fiduciary activities are reported in a separate statement of fiduciary net assets and a statement of changes in fiduciary net assets. We exclude these activities from the District's government-wide financial statements because the District cannot use these assets to finance its operations.

### FINANCIAL ANALYSIS OF THE DISTRICT AS A WHOLE

Net assets. The District's combined net assets were \$6,244.4 thousand at August 31, 2011. (See Table A-1).

**Table A-1**  
Junction Independent School District's Net Assets  
(in thousands dollars)

	Governmental Activities		Total Percentage Change
	2011	2010	2011-2010
Current assets:			
Cash and cash equivalents	\$ 2,055.3	\$ 4,704.0	-56.3%
Property taxes receivable	168.3	236.9	-29.0%
Allowance for uncollectible taxes	(13.5)	(19.0)	-28.9%
Due from other governments	195.2	202.3	-3.5%
Internal balances	-	-	100.0%
Other receivables	-	-	-
Total current assets	2,405.3	5,124.2	-53.1%

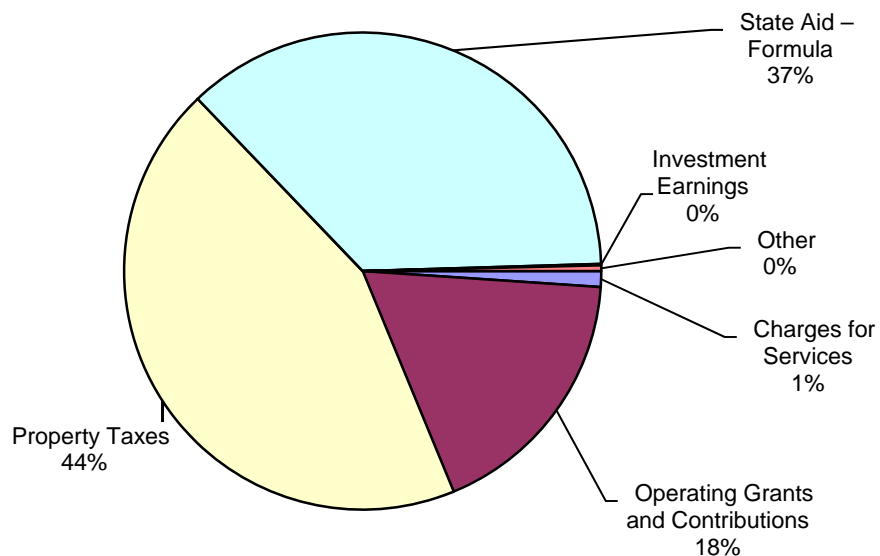
Noncurrent assets:			
Capital Assets	8,773.4	7,866.6	11.5%
Less accumulated depreciation	<u>(4,481.5)</u>	<u>(4,051.6)</u>	<u>10.6%</u>
Total noncurrent assets	<u>4,291.9</u>	<u>3,815.0</u>	<u>12.5%</u>
Total Assets	<u>6,697.3</u>	<u>6,462.5</u>	<u>3.6%</u>
Current liabilities:			
Accounts payable	24.8	146.0	-83.0%
Short Term Bonds and Loans Payable	5.6	-	100.0%
Accrued wages payable	277.8	256.3	8.4%
Due to other governments	-	-	0.0%
Accrued expenses	7.0	7.4	-5.4%
Deferred revenue	137.7	115.7	19.0%
Total current liabilities	<u>452.9</u>	<u>525.4</u>	<u>-13.8%</u>
Long-term liabilities:			
Capital lease payable	-	-	0.0%
Total Liabilities	<u>452.9</u>	<u>525.4</u>	<u>-13.8%</u>
Net Assets:			
Invested in capital assets	4,292.0	3,815.1	12.5%
Restricted for Federal & State Programs	34.1	28.2	20.9%
Unrestricted	1,918.3	2,093.9	-8.4%
Total Net Assets	<u>\$ 6,244.4</u>	<u>\$ 5,937.2</u>	<u>5.2%</u>

The \$1,918.3 thousand of unrestricted net asset represents the sources available to fund the programs of the District next year.

Changes in net assets. The District's total revenues were \$6,653.2 thousand. A significant portion, 44 percent, of the District's revenue comes from taxes. (See Figure A-3.) 37 percent comes from state aid – formula grants, while only 1 percent relates to charges for services.

The total cost of all programs and services was \$6,627.3 thousand 55 percent of these costs are for instructional and student services.

**Figure A-3 2011 Revenue Sources**



## Governmental Activities

- Property tax rates remained the same in 2011, however a 4.60 percent increase in values resulted in the increase of tax revenues from \$2,664.3 thousand to \$2,932.1 thousand.

**Table A-2**  
Changes in Junction Independent School District's Net Assets  
(In thousands dollars)

	Governmental Activities		Percentage Change 2011-2010
	2011	2010	
Program Revenues:			
Charges for Services	\$ 70.9	\$ 77.8	-8.9%
Operating Grants and Contributions	1,177.8	1,209.9	-2.7%
General Revenue			
Property Taxes	2,932.1	2,664.3	10.1%
State Aid - Formula	2,440.5	2,789.2	-12.5%
Investment Earnings	6.7	10.9	-38.5%
Other	25.2	46.4	-45.7%
Total Revenue	<u>6,653.2</u>	<u>6,798.5</u>	<u>-2.1%</u>
Instruction	3,685.9	3,721.7	-1.0%
Instructional Resources and Media Services	45.4	41.8	8.6%
Curriculum and Instructional Staff Development	95.8	86.3	11.0%
Instructional Leadership	51.1	65.7	-22.2%
School Leadership	289.2	317.7	-9.0%
Guidance Counseling and Evaluation Services	113.7	114.4	-0.6%
Health Services	60.4	61.5	-1.8%
Student (Pupil) Transportation	222.3	202.3	9.9%
Food Services	299.8	288.2	4.0%
Cocurricular/Extracurricular Activities	436.0	404.5	7.8%
General Administration	312.7	296.3	5.5%
Plant Maintenance and Operations	665.3	697.5	-4.6%
Data Processing Service	140.9	134.9	4.4%
Facilities Acquisition and Construction	-	-	0.0%
Community Services	1.9	1.9	0.0%
Payments to Fiscal Agent	144.5	128.0	12.9%
Other Intergovernment Charges	62.4	56.9	9.7%
Total Expense	<u>6,627.3</u>	<u>6,619.6</u>	<u>0.1%</u>
Excess (Deficiency) Before Other Resources, Uses & Transfers	25.9	178.9	-85.5%
Other Resources (Uses)	<u>-</u>	<u>-</u>	<u>0.0%</u>
Increase ( Decrease) in Net Assets	<u>\$ 25.9</u>	<u>\$ 178.9</u>	<u>-85.5%</u>

**Figure A-4 2011 Expenses by Function**

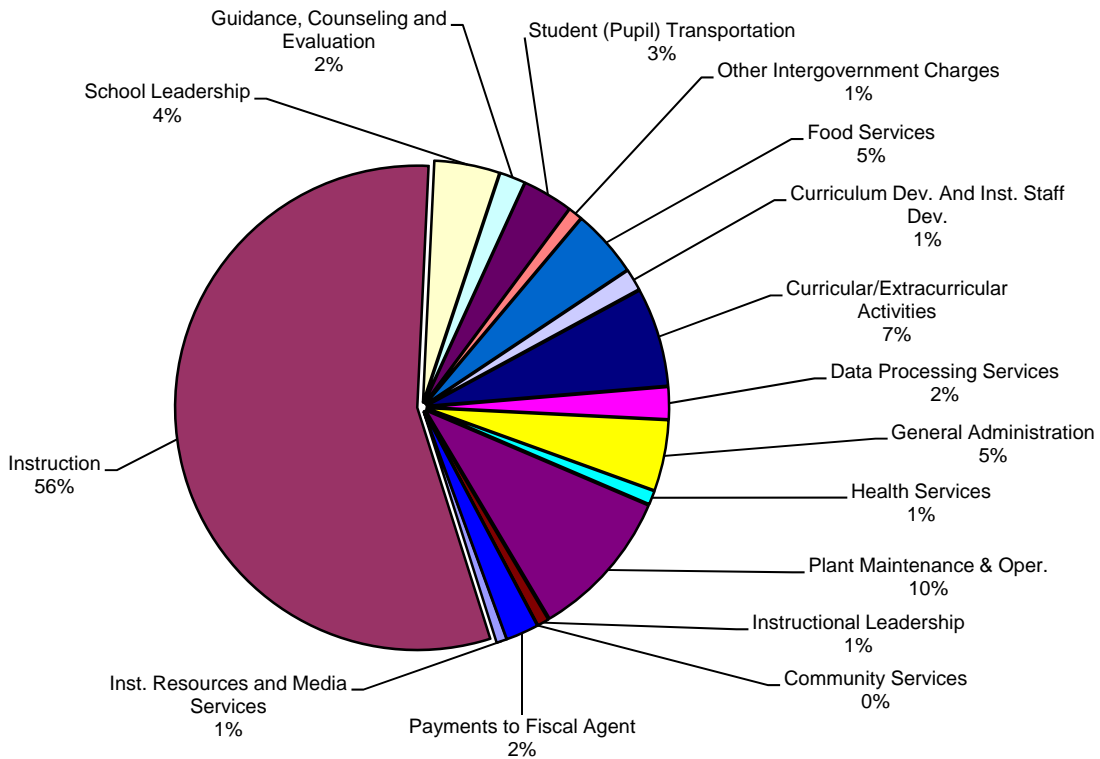


Table A-3 presents the cost of each of the District's largest functions as well as each function's net cost (total cost less fees generated by the activities and intergovernmental aid). The net cost reflects what was funded by state revenues as well as local tax dollars.

- The cost of all *governmental* activities this year was \$6,627.3 thousand.
- However, the amount that our taxpayers paid for these activities through property taxes was only \$2,932.0 thousand.
- Some of the cost was paid by those who directly benefited from the programs \$70.9 thousand, or
- By grants and contributions \$1,177.8 thousand.

**Table A-3**  
Net Cost of Selected District Functions  
(in thousands of dollars)

	Total Costs of Services			Net Cost of Services		
	2011	2010	Percent Change	2011	2010	Percent Change
Instructional	\$ 3,685.9	\$ 3,721.7	-1.0%	\$ 3,014.7	\$ 2,962.3	1.8%
School Administration	312.6	296.3	5.5%	301.3	286.1	5.3%
Plant Maintenance & Operations	665.3	697.5	-4.6%	648.2	681.1	-4.8%
Cocurricular/Extracurricular	436.0	404.5	7.8%	373.7	381.5	-2.0%

**FINANCIAL ANALYSIS OF THE DISTRICT'S FUNDS**

Revenues from governmental fund types totaled \$6,653.2 compared to \$6,502.6 thousand, in the prior year.

## General Fund Budgetary Highlights

Over the course of the year, the District amended its budget as needed, with these adjustments, actual expenditures were \$257,022 below final budget amounts. Also, resources available were \$7,310 above the final budgeted amount. Some reasons for these differences are:

- Changes in personnel during the year.
- Major items and services were less than anticipated.

## CAPITAL ASSETS AND DEBT ADMINISTRATION

### Capital Assets

At the end of 2011, the District had invested \$8,773.4 in a broad range of capital assets, including land, equipment, buildings, and vehicles. (See Table A-4.) This amount represents no change (including additions and deductions) over last year.

**Table A-4**  
District's Capital Assets  
(in thousands of dollars)

	Governmental Activities		Percentage
	2011	2010	Change 2011-2010
Land	\$ 408.5	\$ 408.5	0.0%
Construction in Progress	-	105.6	100.0%
Building and Improvements	7,054.6	6,319.0	11.6%
Furniture & Equipment	1,310.3	1,196.6	9.5%
Totals at historical cost	8,773.4	8,029.7	9.3%
Total Accumulated Depreciation	(4,481.5)	(4,239.6)	5.7%
Net Capital Assets	\$ 4,291.9	\$ 3,790.1	13.2%

### Long Term Debt

The District had no outstanding debt.

## ECONOMIC FACTORS AND NEXT YEAR'S BUDGETS AND RATES

- There is no appreciable change in appraised value used for the 2012 budget preparation.
- Tax rates remained the same in 2012 at \$.9533.
- State funding is subject to legislative cuts.

These indicators were taken into account when adopting the general fund budget for 2012. Amounts available for appropriation in the general fund budget are approximately \$5.7 million, with no major increase over the final 2011

Expenditures are budgeted remain constant at approximately \$5.7 million. The District continues to coordinate local funds with federal funds to optimize instructional programs.

If these estimates are realized, the District's budgetary general fund fund balance is expected to remain the same by the close of 2012.

## CONTACTING THE DISTRICT'S FINANCIAL MANAGEMENT

This financial report is designed to provide our citizens, taxpayers, customers, and investors and creditors with a general overview of the District's finances and to demonstrate the District's accountability for the money it receives. If you have questions about this report or need additional financial information, contact the District's Business Office.

## BASIC FINANCIAL STATEMENTS

JUNCTION INDEPENDENT SCHOOL DISTRICT  
STATEMENT OF NET ASSETS  
AUGUST 31, 2011

1

Data Control Codes	Governmental Activities
<b>ASSETS</b>	
1110 Cash and Cash Equivalents	\$ 2,055,281
1220 Property Taxes Receivable (Delinquent)	168,334
1230 Allowance for Uncollectible Taxes	(13,467)
1240 Due from Other Governments	195,199
Capital Assets:	
1510 Land	408,501
1520 Buildings, Net	3,626,828
1530 Furniture & Fixtures, Net	256,624
1000 Total Assets	<u>6,697,300</u>
<b>LIABILITIES</b>	
2110 Accounts Payable	24,825
2150 Payroll Deductions and Withholdings	5,576
2160 Accrued Wages Payable	277,828
2200 Accrued Expenses	6,976
2300 Deferred Revenue	137,663
2000 Total Liabilities	<u>452,868</u>
<b>NET ASSETS</b>	
3200 Invested in Capital Assets, Net of Related Debt	4,291,953
3820 Restricted for Federal and State Programs	34,140
3900 Unrestricted Net Assets	1,918,339
3000 Total Net Assets	<u>\$ 6,244,432</u>

The accompanying notes are an integral part of this statement.



JUNCTION INDEPENDENT SCHOOL DISTRICT  
STATEMENT OF ACTIVITIES  
AUGUST 31, 2011

Data Control Codes	1	Program Revenues		Net (Expense) Revenue and Changes in Net Assets	
		3	4	6	
	Expenses	Charges for Services	Operating Grants and Contributions	Governmental Activities	
GOVERNMENTAL ACTIVITIES:					
11	Instruction	\$ 3,685,925	\$ -	\$ 671,196	\$ (3,014,729)
12	Instructional Resources and Media Services	45,370	-	1,931	(43,439)
13	Curriculum and Staff Development	95,806	-	10,290	(85,516)
21	Instructional Leadership	51,054	-	51,054	-
23	School Leadership	289,204	-	15,274	(273,930)
31	Guidance Counseling and Evaluation Services	113,717	-	7,967	(105,750)
33	Health Services	60,448	-	3,760	(56,688)
34	Student (Pupil) Transportation	222,274	-	6,730	(215,544)
35	Food Services	299,806	13,528	186,175	(100,103)
36	Extracurricular Activities	436,027	53,298	9,000	(373,729)
41	General Administration	312,643	-	11,388	(301,255)
51	Facilities Maintenance and Operations	665,304	4,050	13,038	(648,216)
53	Data Processing Services	140,857	-	60,201	(80,656)
61	Community Services	1,932	-	1,747	(185)
93	Payments related to Shared Services Arrangement	144,536	-	128,000	(16,536)
99	Other Intergovernment Charges	62,388	-	-	(62,388)
TG	Total governmental activities	<u>\$ 6,627,291</u>	<u>\$ 70,876</u>	<u>\$ 1,177,751</u>	<u>\$ (5,378,664)</u>
Data					
Control	General revenues:				
Codes	Taxes:				
MT	Property taxes, levied for general purposes			2,932,057	
DT	Property taxes, levied for debt service			-	
SF	State aid-formula grants			2,440,524	
GC	Grants and contributions not restricted to specific programs				
IE	Investment earnings			6,795	
MI	Miscellaneous			25,211	
FR	Transfers In (Out)			-	
TR	Total general revenues, and transfers			<u>5,404,587</u>	
CN			Change in net assets	<u>25,923</u>	
NB	Net assets—beginning			<u>6,218,509</u>	
NE	Net assets—ending			<u>\$ 6,244,432</u>	

The accompanying notes are an integral part of this statement.

JUNCTION INDEPENDENT SCHOOL DISTRICT  
BALANCE SHEET  
GOVERNMENTAL FUNDS  
AUGUST 31, 2011

Data Control Codes	10 General Fund	20 Special Revenue Funds
<b>ASSETS</b>		
1110	\$ 2,023,908	\$ 31,373
1220	168,334	-
1230	(13,467)	-
1240	148,098	47,101
1000	<u>\$ 2,326,873</u>	<u>\$ 78,474</u>
<b>LIABILITIES &amp; FUND BALANCES</b>		
Liabilities:		
2110	\$ 24,464	\$ 361
2120	5,576	-
2150	236,227	41,601
2200	4,604	2,372
2300	292,530	-
2000	<u>563,401</u>	<u>44,334</u>
Fund Balances:		
Restricted Fund Balance:		
3450	-	34,140
Committed Fund Balance:		
3510	354,625	
3530	354,625	
3545	15,000	-
Unassigned Fund Balance:		
3600	1,039,222	-
3000	<u>1,763,472</u>	<u>34,140</u>
4000	<u>\$ 2,326,873</u>	<u>\$ 78,474</u>

The accompanying notes are an integral part of this statement.

<hr/>	
	98
	Total Governmental
	Funds
<hr/>	
\$	2,055,281
	168,334
	(13,467)
	195,199
<hr/>	
\$	2,405,347
<hr/>	

\$	24,825
	5,576
	277,828
	6,976
	292,530
	-
<hr/>	
	607,735
<hr/>	

	34,140
	354,625
	354,625
	15,000
<hr/>	
	1,039,222
<hr/>	
	1,797,612
<hr/>	
\$	2,405,347
<hr/>	

JUNCTION INDEPENDENT SCHOOL DISTRICT  
RECONCILIATION OF THE GOVERNMENTAL FUNDS BALANCE SHEET TO THE  
STATEMENT OF NET ASSETS

<b>Total Fund Balances - Governmental Funds</b>	\$ 1,797,612
1 Capital assets used in governmental activities are not financial resources and therefore are not reported in governmental funds. At the beginning of the year, the cost of these assets was \$8,029,657 and accumulate depreciation was \$4,239,637. The net effect of including the beginning balances for the capital assets (net of depreciation) in the governmental activities is to increase net assets.	3,790,020
2 Current year capital outlays are expended in the fund financial statements, but the should be shown as increases in capital assets in the government-wide financial statements. The net effect of including the 2011 capital outlays is to increase net assets.	743,757
3 The 2011 depreciation expense increased accumulate Depreciation. The net effect on the current year's depreciation is to decrease net assets.	(241,824)
4 Various other reclassifications and eliminations are necessary to convert from the modified accrual basis of accounting to accrual basis of accounting. These include recognizing deferred revenue as revenue, eliminating interfund transactions, and recognizing the liabilities associated with maturing long-term debt and interest. The net effect of these reclassifications and recognitions is to increase net assets.	154,867
<b>19 Net Assets of Governmental Activities</b>	\$ 6,244,432

The accompanying notes are an integral part of this statement.

THIS PAGE INTENTIONALLY LEFT BLANK

JUNCTION INDEPENDENT SCHOOL DISTRICT  
STATEMENT OF REVENUES, EXPENDITURES, AND CHANGES IN FUND BALANCES  
GOVERNMENTAL FUNDS  
YEAR ENDED AUGUST 31, 2011

Data	10	20
Control	General	Special Revenue
Codes	Fund	Funds
<b>REVENUES:</b>		
5700 Total Local and Intermediate Sources	\$ 3,115,822	\$ 53,332
5800 State Program Revenues	2,694,980	24,900
5900 Federal Program Revenues	<u>7,976</u>	<u>812,775</u>
5020 Total Revenue	<u>5,818,778</u>	<u>891,007</u>
<b>EXPENDITURES:</b>		
<b>Current:</b>		
0011 Instruction	3,147,729	416,730
0012 Instructional Resources and Media Services	45,370	-
0013 Curriculum and Instructional Staff Development	87,185	8,621
0021 Instructional Leadership	-	51,054
0023 School Leadership	289,204	-
0031 Guidance Counseling and Evaluation Services	112,356	1,361
0033 Health Services	60,448	-
0034 Student (Pupil) Transportation	270,198	-
0035 Food Services	13,072	250,059
0036 Extracurricular Activities	431,839	-
0041 General Administration	301,351	-
0051 Facilities Maintenance and Operations	662,879	-
0053 Data Processing Services	88,334	52,523
0061 Community Service	185	1,747
<b>Capital Outlay:</b>		
0081 Facilities Acquisition and Construction	630,056	-
<b>Intergovernmental:</b>		
0093 Payments to Fiscal Agent/Member Districts of SSA	16,536	128,000
0099 Other Intergovernment Charges	<u>62,388</u>	<u>-</u>
6030 Total Expenditures	<u>6,219,130</u>	<u>910,095</u>
1100 Excess (Deficiency) Revenues Over Expenditures	<u>(400,352)</u>	<u>(19,088)</u>
<b>OTHER FINANCING SOURCES (USES):</b>		
7915 Operating Transfers In	-	24,896
8911 Operating Transfers Out	<u>(24,896)</u>	<u>-</u>
Total Other Financing Sources (Uses)	<u>(24,896)</u>	<u>24,896</u>
1200 Net Change in Fund Balances	(425,248)	5,808
0100 Fund Balance - September 1 (Beginning)	<u>2,188,720</u>	<u>28,332</u>
3000 Fund Balance - August 31 (Ending)	<u>\$ 1,763,472</u>	<u>\$ 34,140</u>

The accompanying notes are an integral part of this statement.

98  
 Total Governmental  
Funds

\$ 3,169,154  
 2,719,880  
820,751  
6,709,785

3,564,459  
 45,370  
 95,806  
 51,054  
 289,204  
 113,717  
 60,448  
 270,198  
 263,131  
 431,839  
 301,351  
 662,879  
 140,857  
 1,932

630,056

144,536  
 62,388

7,129,225

(419,440)

24,896  
(24,896)

-

(419,440)

2,217,052

\$ 1,797,612

JUNCTION INDEPENDENT SCHOOL DISTRICT  
 RECONCILIATION OF THE GOVERNMENTAL FUNDS STATEMENT OF  
 REVENUES, EXPENDITURES, AND CHANGES IN FUND BALANCES  
 TO THE STATEMENT OF ACTIVITIES

<b>Total Net Change in Fund Balances - Governmental Funds</b>	\$ (419,440)
Current year capital outlays are expenditures in the fund financial statements, but they should be shown as increases in capital assets in the government-wide financial statements. The net effect of removing the 2011 capital outlays is to increase net assets.	743,757
Depreciation is not recognized as an expense in governmental funds since it does not require the use of current financial resources. The net effect on the current year's depreciation is to decrease net assets.	(241,824)
Various other reclassifications and eliminations are necessary to convert from the modified accrual basis of accounting to accrual basis of accounting. These include recognizing deferred revenue as revenue, adjusting current year revenue to show the revenue earned from the current year's tax levy, and eliminating interfund transactions. The net effect of these reclassifications and recognitions is to (decrease) net assets.	(56,570)
<b>Change in Net Assets of Governmental Activities</b>	\$ 25,923

The accompanying notes are an integral part of this statement.



JUNCTION INDEPENDENT SCHOOL DISTRICT  
STATEMENT OF FIDUCIARY NET ASSETS  
FIDUCIARY FUNDS  
YEAR ENDED AUGUST 31, 2011

	Agency Funds
<b>ASSETS:</b>	
Cash & Cash Equivalents	\$ 42,614
Due From Other Funds	-
Total Assets	\$ 42,614
<b>LIABILITIES:</b>	
Due to Other Funds	\$ -
Accrued Wages Payable	-
Due to Student Groups	42,614
Accrued Expenses	-
Total Liabilities	\$ 42,614

**JUNCTION INDEPENDENT SCHOOL DISTRICT  
NOTES TO THE FINANCIAL STATEMENTS  
YEAR ENDED AUGUST 31, 2011**

**I. SUMMARY OF SIGNIFICANT ACCOUNTING POLICIES**

Junction Independent School District (the "District") is a public educational agency operating under the applicable laws and regulations of the State of Texas. It is governed by a seven member Board of Trustees (the "Board") elected by registered voters of the District. The District prepares its basic financial statements in conformity with generally accepted accounting principles promulgated by the Governmental Accounting Standards Board and other authoritative sources identified in *Statement on Auditing Standards No. 69* of the American Institute of Certified Public Accountants; and it complies with the requirements of the appropriate version of Texas Education Agency's *Financial Accountability System Resource Guide* (the "Resource Guide") and the requirements of contracts and grants of agencies from which it receives funds.

**A. REPORTING ENTITY**

The Board of Trustees (the "Board") is elected by the public and it has the authority to make decisions, appoint administrators and managers, and significantly influence operations. It also has the primary accountability for fiscal matters. Therefore, the District is a financial reporting entity as defined by the Governmental Accounting Standards Board ("GASB") in its Statement No. 14, "The Financial Reporting Entity." There are no component units included within the reporting entity.

**B. GOVERNMENT-WIDE AND FUND FINANCIAL STATEMENTS**

The Statement of Net Assets and the Statement of Activities are government-wide financial statements. They report information on all of the Junction Independent School District nonfiduciary activities with most of the interfund activities removed. *Governmental activities* include programs supported primarily by taxes, State foundation funds, grants and other intergovernmental revenues.

The Statement of Activities demonstrates how other people or entities that participate in programs the District operates have shared in the payment of the direct costs. The "charges for services" column includes payments made by parties that purchase, use, or directly benefit from goods or services provided by a given function or segment of the District. Examples include school lunch charges, etc. The "grants and contributions" column includes amounts paid by organizations outside the District to help meet the operational or capital requirements of a given function. Examples include grants under the Elementary and Secondary Education Act. If a revenue is not a program revenue, it is a general revenue used to support all of the District's functions. Taxes are always general revenues.

Interfund activities between governmental funds appear as due to/due from on the Governmental Fund Balance Sheet and as other resources and other uses on the governmental fund Statement of Revenues, Expenditures and Changes in Fund Balance. All interfund transactions between governmental funds are eliminated on the government-wide statements. Interfund activities between governmental funds and fiduciary funds remain as due to/due from on the government-wide Statement of Activities.

The fund financial statements provide reports on the financial condition and results of operations for three fund categories - governmental, proprietary, and fiduciary. Since the resources in the fiduciary funds cannot be used for District operations, they are not included in the government-wide statements. The District considers some governmental funds major and reports their financial condition and results of operations in a separate column.

## **C. MEASUREMENT FOCUS, BASIS OF ACCOUNTING, AND FINANCIAL STATEMENT PRESENTATION**

The government-wide financial statements use the economic resources measurement focus and the accrual basis of accounting. Revenues are recorded when earned and expenses are recorded when a liability is incurred, regardless of the timing of the related cash flows. Property taxes are recognized as revenues in the year for which they are levied. Grants and similar items are recognized as revenue as soon as all eligibility requirements imposed by the provider have been met.

Governmental fund financial statements use the current financial resources measurement focus and the modified accrual basis of accounting. With this measurement focus, only current assets, current liabilities and fund balances are included on the balance sheet. Operating statements of these funds present net increases and decreases in current assets (i.e., revenues and other financing sources and expenditures and other financing uses).

The modified accrual basis of accounting recognizes revenues in the accounting period in which they become both measurable and available [GASB 2300.106a(2) and 1600.108], and it recognizes expenditures in the accounting period in which the fund liability is incurred, if measurable, except for unmatured interest and principal on long-term debt, which is recognized when due. The expenditures related to certain compensated absences and claims and judgments are recognized when the obligations are expected to be liquidated with expendable available financial resources. The District considers all revenues available if they are collectible within 60 days after year end.

Revenues from local sources consist primarily of property taxes. Property tax revenues and revenues received from the State are recognized under the susceptible-to-accrual concept. Miscellaneous revenues are recorded as revenue when received in cash because they are generally not measurable until actually received. Investment earnings are recorded as earned, since they are both measurable and available.

Grant funds are considered to be earned to the extent of expenditures made under the provisions of the grant. Accordingly, when such funds are received, they are recorded as deferred revenues until related and authorized expenditures have been made. If balances have not been expended by the end of the project period, grantors some times require the District to refund all or part of the unused amount [GASB 2300.106a(2) and 1600.108].

The Fiduciary Funds are accounted for on a flow of economic resources measurement focus and utilize the accrual basis of accounting. This basis of accounting recognizes revenues in the accounting period in which they are earned and become measurable and expenses in the accounting period in which they are incurred and become measurable. The District applies all GASB pronouncements as well as the Financial Accounting Standards Board pronouncements issued on or before November 30, 1989, unless these pronouncements conflict or contradict GASB pronouncements. With this measurement focus, all assets and all liabilities associated with the operation of these funds are included on the fund Statement of Net Assets. The fund equity is segregated into invested in capital assets net of related debt, restricted net assets, and unrestricted net assets.

## **D. FUND ACCOUNTING**

The District reports the following major governmental funds:

- 1. The General Fund** – The general fund is the District's primary operating fund. It accounts for all financial resources except those required to be accounted for in another fund.
- 2. Special Revenue Funds** – The District accounts for resources restricted to, or designated for, specific purposes by the District or a grantor in a special revenue fund. Most Federal and some State financial assistance is accounted for in a Special Revenue Fund, and sometimes unused balances must be returned to the grantor at the close of specified project periods

Additionally, the District reports the following fund type(s):

Fiduciary Funds:

1. **Agency Funds** – These funds are used to report student activity funds and other resources held in a purely custodial capacity (assets equal liabilities). Agency funds typically involve only the receipt, temporary investment, and remittance of fiduciary resources to individuals, private organizations, or other governments.

Fiduciary funds are reported in the fiduciary financial statements. However, because their assets are held in a trustee or agent capacity and are therefore not available to support District programs, these funds are not included in the government-wide statements.

**E. OTHER ACCOUNTING POLICIES**

1. The District records purchases of supplies as expenditures.
2. The District records its investments in bank Certificates of Deposit and Local Government Investment Cooperative at cost, which approximates fair value.
3. Deferred revenue accounted for on the balance sheet of the general fund relates to uncollected property taxes less the amount of doubtful accounts and the remainder relates to excess funds received from the Texas Education Agency over earned amounts.
4. The District provides risk management obligations by carrying appropriate insurance. Property and general liability insurance is obtained from a licensed insurer. Risk of loss is not retained by the district.
5. The preparation of financial statements in conformity with generally accepted accounting principles requires management to make estimates and assumptions that affect the reported amounts of assets and liabilities and disclosure of contingent assets and liabilities at the date of the financial statements and the reported amounts of revenues and expenses during the reporting period. Actual results could differ from those estimates.
6. There is no liability for unpaid accumulated sick leave since the District does not have a policy to pay any amounts when employees separate from service with the District.
7. In the government-wide financial statements, long-term debt and other long-term obligations are reported as liabilities in the applicable governmental activities statement of net assets.
8. The District believes that sufficient detail of receivable and payable balances is provided in the financial statements to avoid obscuring of significant components by aggregation. Therefore, no disclosure is provided which disaggregates those balances.

Excepts for delinquent taxes, there are no significant receivables which are not scheduled for collection within one year of year end.

9. Capital assets, which include land, buildings, furniture and equipment are reported in the applicable governmental columns in the government-wide financial statements. Capital assets are defined by the District as assets with an initial, individual cost of more than \$5,000 and an estimated useful life in excess of two years. Such assets are recorded at historical cost or estimated historical cost if purchased or constructed. Donated assets are recorded at estimated fair market value at the date of donation.

The costs of normal maintenance and repairs that do not add to the value of the asset or materially extend assets lives are not capitalized. Major outlays for capital assets and improvements are capitalized as projects are constructed.

Buildings, furniture and equipment of the District is depreciated using the straight line method over the following estimated useful lives:

<u>ASSETS</u>	<u>YEARS</u>
Buildings	50
Building Improvements	20
Vehicles	5
Office Equipment	5
Computer Equipment	5

9. In the fund financial statements, governmental funds report reservations of fund balance for amounts that are not available for appropriation or are legally restricted by outside parties for use for a specific purpose. Designations of fund balance represent tentative management plans that are subject to change.
10. When the District incurs an expense for which it may use either restricted or unrestricted assets, it uses the restricted assets first unless unrestricted assets will have to be returned because they were not used.
11. The Data Control Codes refer to the account code structure prescribed by TEA in the *Financial Accountability System Resource Guide*. Texas Education Agency requires school districts to display these codes in the financial statements filed with the Agency in order to insure accuracy in building a Statewide data base for policy development and funding plans.

## **II. STEWARDSHIP, COMPLIANCE, AND ACCOUNTABILITY**

### **A. BUDGETARY DATA**

The Board of Trustees adopts an "appropriated budget" for the General Fund, and the Food Service Fund (which is included in Special Revenue Funds). The District is required to present the adopted and final amended budgeted revenues and expenditures for each of these funds. The District compares the final amended budget to actual revenues and expenditures. The General Fund Budget report appears in Exhibit C-5 and the other reports are in Exhibit J-4.

The following procedures are followed in establishing the budgetary data reflected in the general-purpose financial statements:

1. Prior to August 20 the District prepares a budget for the next succeeding fiscal year beginning September 1. The operating budget includes proposed expenditures and the means of financing them.
2. A meeting of the Board is then called for the purpose of adopting the proposed budget. At least ten days' public notice of the meeting must be given.
3. Prior to September 1, the budget is legally enacted through passage of a resolution by the Board. Once a budget is approved, it can only be amended at the function and fund level by approval of a majority of the members of the Board. Amendments are presented to the Board at its regular meetings. Each amendment must have Board approval. As required by law, such amendments are made before the fact, are reflected in the official minutes of the Board, and are not made after fiscal year end. Because the District has a policy of careful budgetary control, several amendments were necessary during the year. However, none of these were significant.

4. Each budget is controlled by the budget coordinator at the revenue and expenditure function/object level. Budgeted amounts are as amended by the Board. All budget appropriations lapse at year end.

**II. DETAILED NOTES ON ALL FUNDS AND ACCOUNT GROUPS**

**A. DEPOSITS AND INVESTMENTS**

District Policies and Legal and Contractual Provisions Governing Deposits

Custodial Credit Risk for Deposits State law requires governmental entities to contract with financial institutions in which funds will be deposited to secure those deposits with insurance or pledged securities with a fair value equaling or exceeding the amount on deposit at the end of each business day. The pledged securities must be in the name of the governmental entity and held by the entity or its agent. Since the District complies with this law, it has no custodial credit risk for deposits.

Foreign Currency Risk The District limits the risk that changes in exchange rates will adversely affect the fair value of an investment or a deposit by not participating in foreign currency transactions.

District Policies and Legal and Contractual Provisions Governing Investments

**Compliance with the Public Funds Investment Act**

The **Public Funds Investment Act** (Government Code Chapter 2256) contains specific provisions in the areas of investment practices, management reports, and establishment of appropriate policies. Among other things, it requires a governmental entity to adopt, implement, and publicize an investment policy. That policy must address the following areas: (1) safety of principal and liquidity, (2) portfolio diversification, (3) allowable investments, (4) acceptable risk levels, (5) expected rates of return, (6) maximum allowable stated maturity of portfolio investments, (7) maximum average dollar-weighted maturity allowed based on the stated maturity date for the portfolio, (8) investment staff quality and capabilities, (9) and bid solicitation preferences for certificates of deposit.

Statutes authorize the entity to invest in (1) obligations of Use U.S. Treasury, certain U.S. agencies, and the State of Texas, (2) certificates of deposit, (3) certain municipal securities, (4) money market savings accounts, (5) repurchase agreements, (6) bankers acceptances, (7) mutual funds, (8) investment pools, (9) guaranteed investment contracts, (10) and common trust funds. The Act also requires the entity to have independent auditors perform test procedures related to investment practices as provided by the Act. Junction Independent School District is in substantial compliance with the requirements of the Act and with local policies.

As of August 31, 2011, Junction Independent School District had the following investments which are reported as cash and cash equivalents on the balance sheet.

<u>Investment Type</u>	<b>Investment Maturities</b> (in years)		<b>Credit Rating</b>
	<b>Fair Value</b>	<b>Less Than 1</b>	
Investment Pools	\$ 5,268	\$ 5,268	AAAf&
	<u>\$ 5,268</u>	<u>\$ 5,268</u>	

Credit Risk To limit the risk that an issuer or other counterparty to an investment will not fulfill its obligations the District limits investments to depository bank certificates of deposits and state sponsored investment pools.

Custodial Credit Risk for Investments To limit the risk that, in the event of the failure of the counterparty to a transaction, a government will not be able to recover the value of investment or collateral securities that are in possession of an outside party the District requires counterparties to register the securities in the name of the District and hand them over to the District or its designated agent. All of the securities are in the District's name

and held by the District or its agent.

Concentration of Credit Risk To limit the risk of loss attributed to the magnitude of a government's investment in a single issuer, the District investments in both depository bank certificates of deposits and state sponsored investment pools.

Interest Rate Risk To limit the risk that changes in interest rates will adversely affect the fair value of investments, the District requires the investment portfolio to have maturities of less than one year on a weighted average maturity basis.

Foreign Currency Risk for investments The District limits the risk that changes in exchange rates will adversely affect the fair value of an investment by not investing in foreign currencies.

**B. PROPERTY TAXES**

Property taxes are levied by October 1 on the assessed value listed as of the prior January 1 for all real and business personal property located in the District in conformity with Subtitle E, Texas Property Tax Code. Taxes are due on receipt of the tax bill and are delinquent if not paid before February 1 of the year following the year in which imposed. On January 31 of each year, a tax lien attaches to property to secure the payment of all taxes, penalties, and interest ultimately imposed. Property tax revenues are considered available (1) when they become due or past due and receivable within the current period and (2) when they are expected to be collected during a 60-day period after the close of the school fiscal year.

**C. DELINQUENT TAXES RECEIVABLE**

Delinquent taxes are prorated between maintenance and debt service based on rates adopted for the year of the levy Allowances for uncollectible tax receivables within the General Fund are based on historical experience in collecting property taxes. Uncollectible personal property taxes are periodically reviewed and written off, but the District is prohibited from writing off real property taxes without specific statutory authority from the Texas Legislature.

**D. INTERFUND RECEIVABLES AND PAYABLES**

Interfund transfers for the year ended August 31, 2011 consisted of the following individual fund balances:

<b>Interfund Tranfers</b>		
General Fund:		
Special Revenue Fund	\$ -	\$ 24,896
Total General Fund	<u>-</u>	<u>24,896</u>
Special Revenue Fund:		
General Fund	<u>24,896</u>	<u>-</u>
Total Special Revenue Fund	<u>24,896</u>	<u>-</u>
TOTAL	<u>\$ 24,896</u>	<u>\$ 24,896</u>

Interfund transfers were to supplement food service funds. All balances are cleared within one year.

## E. CAPITAL ASSET ACTIVITY

Capital asset activity for the twelve months ended August 31, 2011, was as follows:

	Beginning Balances	Increases	Decreases	Ending Balances
<b><u>Governmental activities:</u></b>				
<i>Capital assets not being depreciated:</i>				
Land	\$ 408,501	\$ -	\$ -	\$ 408,501
Construction in Progress	105,553	-	105,553	-
Total capital assets not being depreciated	<u>514,054</u>	<u>-</u>	<u>105,553</u>	<u>408,501</u>
<i>Capital assets being depreciated:</i>				
Buildings and Improvements	6,318,987	735,608	-	7,054,595
Furniture and Equipment	1,196,616	113,702	-	1,310,318
Total capital assets being depreciated	<u>7,515,603</u>	<u>849,310</u>	<u>-</u>	<u>8,364,913</u>
Less accumulated depreciation for:				
Buildings and Improvements	3,251,411	176,356	-	3,427,767
Furniture and Equipment	988,226	65,468	-	1,053,694
Total accumulated depreciation	<u>4,239,637</u>	<u>241,824</u>	<u>-</u>	<u>4,481,461</u>
Total capital assets being depreciated, net	<u>3,275,966</u>	<u>607,486</u>	<u>-</u>	<u>3,883,452</u>
Governmental activities capital assets, net	<u>\$3,790,020</u>	<u>\$ 607,486</u>	<u>\$ 105,553</u>	<u>\$ 4,291,953</u>

Depreciation was charged to functions as follows:

Instruction	\$ 121,466
Student Transportation	51,530
Food Services	36,675
Cocurricular/Extracurricular	18,436
General Administration	11,292
Plant Maintenance and Operations	2,425
	<u>\$ 241,824</u>

## F. DEFINED BENEFIT PENSION PLAN

Plan Description. Junction Independent School District contributes to the Teacher Retirement System of Texas (TRS), a cost-sharing multiple employer defined benefit pension plan. TRS administers retirement and disability annuities, and death and survivor benefits to employees and beneficiaries of employees of the public school systems of Texas. It operates primarily under the provisions of the Texas Constitution, Article XVI, Sec. 67, and Texas Government Code, Title 8, Subtitle C. TRS also administers proportional retirement benefits and service credit transfer under Texas Government Code, Title 8, Chapters 803 and 805, respectively. TRS issues a publicly available financial report that includes financial statements and required supplementary information for the defined benefit pension plan. That report may be obtained by writing to the TRS Communications Department, 1000 Red River Street, Austin, Texas 8701, by calling the TRS Communications Department at 1-800-223-8778, or by downloading the report from the TRS Internet website, [www.trs.state.tx.us](http://www.trs.state.tx.us), under the TRS Publications heading.



Funding Policy. State law provides for fiscal years 2009, 2010, and 2011 a state contribution rate of 6.0% and a member contribution rate of 6.4%. In certain instances the reporting district (I.S.D., college, university, or state agency) is required to make all or a portion of the state's 6.0% contribution. Contribution requirements are not actuarially determined but are legally established each biennium pursuant to the following state funding policy: (1) The state constitution requires the legislature to establish a member contribution rate of not less than 6.0% of the member's annual compensation and a state contribution rate of not less than 6.0% and not more than 10.0% of the aggregate annual compensation of all members of the system during that fiscal year; (2) A state statute prohibits benefit improvements or contribution reductions if, as a result of a the particular action, the time required to amortize TRS's unfunded actuarial liabilities would be increased to a period that exceeds 31 years, or, if the amortization period already exceeds 31 years, the period would be increased by such action. State contributions to TRS made on behalf of Junction Independent School District's employees for the years ended August 31, 2009, 2010, and 2011 were, \$248,910, \$243,078, and \$244,310 respectively. State contributions to TRS made on behalf of Junction Independent School District's employees for Medicare Part D the years ended August 31, 2009, 2010 and 2011 were \$9,449, \$10,322, and 244,310 respectively. Junction Independent School District paid additional state contributions for the years ended August 31, 2009, 2010, and 2011 in the amount of \$25,116, \$24,860, and \$26,901 respectively, on the portion of the employees' salaries that exceeded the statutory minimum.

**G. HEALTH CARE COVERAGE**

The District sponsors a modified self-insurance plan to provide health care benefits to staff During the year ended August 31, 2011, employees of the District were covered by health insurance plan (the Plan). The District paid premiums of \$150 per month per employee to the plan. Employees, at their option, authorized payroll withholdings to pay premiums for dependents. All premiums were paid to a licensed insurer. The Plan was authorized by Article 3.51-2, Texas Insurance Code and was documented by contractual agreement.

The contract between the District and the licensed insurer is renewed September 1, 2011, and terms of coverage and premiums costs are in included in the contractual provisions.

**H. DEFERRED REVENUE**

Deferred revenue at year end consisted of the following:

	General Fund	Special Revenue Fund	Total
	<u>          </u>	<u>          </u>	<u>          </u>
Net Tax Revenue	\$ 154,867	\$ -	\$ 154,867
State Foundation	137,663	-	137,663
Federal Grants	-	-	-
Total	<u>\$ 292,530</u>	<u>\$ -</u>	<u>\$ 292,530</u>

**I. DUE FROM STATE AGENCIES**

The District participates in a variety of federal and state programs from which it receives grants to partially or fully finance certain activities. In addition, the District receives entitlements from the State through the School Foundation and Per Capita Programs. Amounts due from federal and state governments as of August 31, 2011, are summarized below. All federal grants shown below are passed through the TEA.

<u>FUND</u>	<u>STATE ENTITLEMENT</u>	<u>FEDERAL GRANT</u>	<u>TOTAL</u>
General	\$ 109,164	\$ -	\$ 109,164
Special Revenue	-	47,101	47,101
	<u>\$ 109,164</u>	<u>\$ 47,101</u>	<u>\$ 156,265</u>

**J. REVENUE FROM LOCAL AND INTERMEDIATE SOURCES**

During the current year, revenues from local and intermediate sources consisted of the following:

	<u>General Fund</u>	<u>Special Revenue Fund</u>	<u>Total</u>
Property Taxes	\$ 2,988,627	\$ -	\$ 2,988,627
Penalties & Interest and Other			
Tax -related Income	60,697	-	60,697
Investment Income	6,761	34	6,795
Tuition & Fees		-	-
Food Sales	-	53,298	53,298
Rent	4,050	-	4,050
Co-curricular Student Activities	13,528	-	13,528
Other	25,212	-	25,212
Shared Service Arrangement	16,947	-	16,947
	<u>\$ 3,115,822</u>	<u>\$ 53,332</u>	<u>\$ 3,169,154</u>

**K. SIGNIFICANT COMMITMENTS AND CONTINGENCIES**

The District participates in numerous State and Federal grant programs which are governed by various rules and regulations of the grantor agencies. Costs charged to the respective grant programs are subject to audit and adjustment by the grantor agencies; therefore, to the extent that the District has not complied with the rules and regulations governing the grants, if any, refunds of any money received may be required and the collectability of any related receivable at August 31, 2011 may be impaired. In the opinion of the District, there were no significant contingent liabilities relating to compliance with rules and regulations governing the respective grants, therefore, no provision has been recorded in the accompanying combined financial statements for such contingencies.

**L. LITIGATION**

The District is occasionally involved in litigation in the general course of business. Attorneys for the District indicate that the Junction Independent School District has no pending or threatened litigation as of August 31, 2011. No provision has been made in the financial statements regarding these matters.

REQUIRED T.E.A. SCHEDULES

JUNCTION INDEPENDENT SCHOOL DISTRICT  
STATEMENT OF REVENUES, EXPENDITURES, AND CHANGES IN FUND BALANCES  
BUDGET AND ACTUAL - GENERAL FUND  
YEAR ENDED AUGUST 31, 2011

Data	Budgeted Amounts	
Control		
Codes	Original	Final
<b>REVENUES:</b>		
5700 Total Local and Intermediate Sources	\$ 2,803,610	\$ 2,833,455
5800 State Program Revenues	2,962,013	2,962,013
5900 Federal Program Revenues	16,000	16,000
5020 Total Revenue	<u>5,781,623</u>	<u>5,811,468</u>
<b>EXPENDITURES:</b>		
Current:		
0011 Instruction	3,217,277	3,230,149
0012 Instructional Resources and Media Services	42,852	49,646
0013 Curriculum and Instructional Staff Development	89,346	95,388
0021 Instructional Leadership	1,303	253
0023 School Leadership	335,762	301,227
0031 Guidance Counseling and Evaluation Services	115,096	116,203
0033 Health Services	62,553	63,664
0034 Student (Pupil) Transportation	322,552	299,813
0035 Food Services	7,819	14,122
0036 Cocurricular/Extracurricular Activities	410,008	445,790
0041 General Administration	317,590	310,190
0051 Plant Maintenance and Operations	686,369	740,566
0053 Data Processing Services	96,028	96,297
0061 Community Service	400	400
Capital Outlay:		
0081 Facilities Acquisition and Construction	-	630,725
Intergovernmental:		
0093 Payments to Fiscal Agent/Member Districts of SSA	200	18,147
0099 Other Intergovernment Charges	62,572	63,572
6030 Total Expenditures	<u>5,767,727</u>	<u>6,476,152</u>
1100 Excess (Deficiency) Revenues Over Expenditures	<u>13,896</u>	<u>(664,684)</u>
<b>OTHER FINANCING SOURCES (USES):</b>		
8911 Operating Transfers Out	(13,896)	(14,896)
Total Other Financing Sources (Uses)	<u>(13,896)</u>	<u>(14,896)</u>
1200 Net Change in Fund Balances	-	(679,580)
0100 Fund Balance - September 1 (Beginning)	2,188,720	2,188,720
3000 Fund Balance - August 31 (Ending)	<u>\$ 2,188,720</u>	<u>\$ 1,509,140</u>

The accompanying notes are an integral part of this statement.

Actual Amounts (GAAP Basis)	Variance With Final Budget Positive or (Negative)
\$ 3,115,822	\$ 282,367
2,694,980	(267,033)
7,976	(8,024)
<u>5,818,778</u>	<u>7,310</u>
3,147,729	82,420
45,370	4,276
87,185	8,203
-	253
289,204	12,023
112,356	3,847
60,448	3,216
270,198	29,615
13,072	1,050
431,839	13,951
301,351	8,839
662,879	77,687
88,334	7,963
185	215
630,056	669
16,536	1,611
62,388	1,184
<u>6,219,130</u>	<u>257,022</u>
<u>(400,352)</u>	<u>264,332</u>
<u>(24,896)</u>	<u>(10,000)</u>
<u>(24,896)</u>	<u>(10,000)</u>
(425,248)	254,332
2,188,720	-
<u>\$ 1,763,472</u>	<u>\$ 254,332</u>

JUNCTION INDEPENDENT SCHOOL DISTRICT  
SCHEDULE OF DELINQUENT TAXES RECEIVABLE  
FISCAL YEAR ENDED AUGUST 31, 2011

For Years Ended August 31	(1)	(2)	(3)	(10)
	Tax Rates		Assessed/Appraised Value For School Tax Purposes	Beginning Balance 9/1/2010
	Maintenance	Debt Service		
2002 and prior years	Various	Various	Various	27,572
2003	1.46000	0.04000	169,351,020	3,784
2004	1.48000	-	179,434,178	8,066
2005	1.48000	-	192,695,823	8,277
2006	1.43000	-	211,358,708	11,181
2007	1.21000	-	237,473,738	15,041
2008	0.95000	-	262,695,056	15,570
2009	0.95000	-	265,140,796	83,577
2010	0.95330	-	280,591,844	63,850
2011 (School year under audit)	0.95330	-	310,531,417	
1000 TOTALS				236,918

(20) Current Year's Total Levy	(31) Maintenance Total Collections	(32) Debt Service Total Collections	(40) Entire Year's Adjustments	(50) Ending Balance 8/31/2011
	1,035	-	11,573	14,964
	345	-	-	3,439
	588	-	-	7,478
	1,719	-	-	6,558
	2,439	-	-	8,742
	3,022	-	(348)	12,367
	3,908	-	197	11,465
	59,759	-	230	23,589
	26,296	-	4,061	33,493
<u>2,960,296</u>	<u>2,889,518</u>	<u>-</u>	<u>24,541</u>	<u>46,238</u>
<u><u>2,960,296</u></u>	<u><u>2,988,627</u></u>	<u><u>-</u></u>	<u><u>40,254</u></u>	<u><u>168,334</u></u>

JUNCTION INDEPENDENT SCHOOL DISTRICT  
 SCHEDULE OF EXPENDITURES FOR COMPUTATIONS OF INDIRECT COST FOR 2012-2013  
 GENERAL AND SPECIAL REVENUE FUNDS  
 YEAR ENDED AUGUST 31, 2011

FUNCTION 41 AND RELATED FUNCTION 53 - GENERAL ADMINISTRATION - 99 APPRAISAL DISTRICT COST

Account Number	Account Name	1 (702) School Board	2 (703) Tax Collection	3 (701) Supt's Office	4 (750) Indirect Cost	5 (720) Direct Cost	6 (Other) Miscellaneous	7 Total
611X-6146	PAYROLL COSTS	\$ -	\$ -	\$ 132,493	\$ 80,002	\$ 23		\$ 212,518
6149	Fringe Benefits (Unused Leave for Separating Employees in Function 41 and Related 53)				-			-
6149	Fringe Benefits (Unused Leave for Separating Employees in all Functions except Function 41 and Related 53)				-			-
6211	Legal Services	1,080	-	-		-	-	1,080
6212	Audit Services				9,500			9,500
6213	Tax Appraisal and Collection		57,367					57,367
621X	Other Prof. Services	-	-	800	-	1,736	-	2,536
6220	Tuition and Transfer Payments						-	-
6230	Education Service Centers	-	-	-	-	-	-	-
6240	Contr. Maint. and Repair						-	-
6250	Utilities						-	-
6260	Rentals	-	-	636	-	-	-	636
6290	Miscellaneous Contr.	-	-	-	-	-	-	-
6320	Textbooks and Reading	-	-	-	-	-	-	-
6330	Testing Materials	-	-	-	-	-	-	-
63XX	Other Supplies Materials	1,812	-	1,882	1,135	850	-	5,679
6410	Travel, Subsistence, Stipends	-	-	-	79	-	-	79
6420	Ins. and Bonding Costs	1,178	-	-	-	1,612	-	2,790
6430	Election Costs	4,369						4,369
6490	Miscellaneous Operating	-	-	861	850	3,087	-	4,798
6500	Debt Service							-
6600	Capital Outlay							-

6000 TOTAL \$ 8,439 \$ 57,367 \$ 136,672 \$ 91,566 \$ 7,308 \$ - \$ 301,351

Total expenditures/expenses for General and Special Revenue Funds 9 \$7,129,225

LESS: Deductions of Unallowable Costs

FISCAL YEAR

Total Capital Outlay (6600)	10	\$ 743,756
Total Debt & Lease (6500)	11	-
Plant Maintenance (Function 51, 6100-6400)	12	662,879
Food (Function 35, 6341 and 6499)	13	87,809
Stipends (6413)	14	-
Column 4 (above) - Total Indirect Cost		91,566
Sub Total		<u>1,586,010</u>
Net Allowed Direct Cost		<u>\$5,543,215</u>

CUMULATIVE

Total Cost of Buildings before Depreciation (1520)	15	\$7,054,595
Historical Cost of Buildings Over 50 Years Old	16	-
Amount of Federal Money in Building Cost (Net of #16)	17	-
Total Cost of Furniture & Equipment before Depreciation (1530 & 1540)	18	1,310,318
Historical Cost of Furniture & Equipment Over 16 Years Old	19	62,708
Amount of Federal Money in Furniture & Equipment (Net of Above)	20	-

(8) Note A - No Function 53 or Function 99 expenditures are included in this report on administrative costs.



THIS PAGE INTENTIONALLY LEFT BLANK

JUNCTION INDEPENDENT SCHOOL DISTRICT  
 BUDGETARY COMPARISON SCHEDULE  
 CHILD NUTRITION PROGRAM  
 YEAR ENDED AUGUST 31, 2011

Data		Budgeted Amounts	
Control		Original	Final
Codes			
<b>REVENUES:</b>			
5700	Total Local and Intermediate Sources	\$ 53,020	\$ 53,020
5800	State Program Revenues	1,800	1,800
5900	Federal Program Revenues	179,060	179,060
5020	Total Revenue	<u>233,880</u>	<u>233,880</u>
<b>EXPENDITURES:</b>			
Current:			
0035	Food Services	254,316	258,776
6030	Total Expenditures	<u>254,316</u>	<u>258,776</u>
1100	Excess (Deficiency) Revenues Over Expenditures	<u>(20,436)</u>	<u>(24,896)</u>
<b>OTHER FINANCING SOURCES (USES):</b>			
7915	Operating Transfers In	23,896	24,896
	Total Other Financing Sources (Uses)	<u>23,896</u>	<u>24,896</u>
1200	Net Change in Fund Balances	<u>3,460</u>	<u>-</u>
0100	Fund Balance - September 1 (Beginning)	14,072	14,072
1300	Cumulative Effect - Change in Accounting	-	-
3000	Fund Balance - August 31 (Ending)	<u>\$ 17,532</u>	<u>\$ 14,072</u>

The accompanying notes are an integral part of this statement.

Actual Amounts (GAAP Basis)	Variance With Final Budget Positive or (Negative)
\$ 53,332	\$ 312
1,706	(94)
<u>176,347</u>	<u>(2,713)</u>
<u>231,385</u>	<u>(2,495)</u>
<u>250,059</u>	<u>8,717</u>
<u>250,059</u>	<u>8,717</u>
<u>(18,674)</u>	<u>6,222</u>
<u>24,896</u>	<u>-</u>
<u>24,896</u>	<u>-</u>
<u>6,222</u>	<u>6,222</u>
14,072	-
-	-
<u>\$ 20,294</u>	<u>\$ 6,222</u>

**THIS PAGE INTENTIONALLY LEFT BLANK**

OVERALL COMPLIANCE, INTERNAL CONTROLS  
AND FEDERAL AWARDS SECTION

THIS PAGE INTENTIONALLY LEFT BLANK

# EDE & COMPANY

Certified Public Accountants

Eric Ede  
Frank Ede  
Donna Ede Jones

P. O. Box 219  
Knippa, Texas 78870  
Telephone (830) 934-2148  
Fax (830) 934-2799

## REPORT ON INTERNAL CONTROL OVER FINANCIAL REPORTING AND ON COMPLIANCE AND OTHER MATTERS BASED ON AN AUDIT OF FINANCIAL STATEMENTS PERFORMED IN ACCORDANCE WITH GOVERNMENTAL AUDITING STANDARDS

### Independent Auditor's Report

Board of Trustees  
Junction Independent School District  
1700 College St.  
Junction, TX 76849

Members of the Board:

We have audited the financial statements of the governmental activities, each major fund, and the aggregate remaining fund information of the Junction Independent School District as of and for the year ended August 31, 2011, which collectively comprise the Junction Independent School District's basic financial statements and have issued our report thereon dated November 2, 2011. We conducted our audit in accordance with auditing standards generally accepted in the United States of America and the standards applicable to financial audits contained in *Government Auditing Standards*, issued by the Comptroller General of the United States.

#### Internal Control Over Financial Reporting

In planning and performing our audit, we considered Junction Independent School District's internal control over financial reporting as a basis for designing our auditing procedures for the purpose of expressing our opinions on the financial statements, but not for the purpose of expressing an opinion on the effectiveness of the Junction Independent School District's internal control over financial reporting. Accordingly, we do not express an opinion on the effectiveness of the Junction Independent School District's internal control over financial reporting.

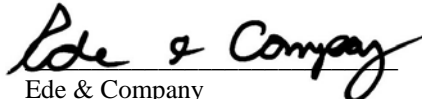
A deficiency in internal control exists when the design or operation of a control does not allow management or employees, in the normal course of performing their assigned functions, to prevent or detect misstatements on a timely basis. A material weakness is a deficiency, or combination of deficiencies, in internal control such that there is a reasonable possibility that a material misstatement of the entity's financial statements will not be prevented, or detected and corrected on a timely basis.

Our consideration of internal control over financial reporting was for the limited purpose described in the first paragraph of this section and would not necessarily identify all deficiencies in internal control that might be significant deficiencies or material weaknesses. We did not identify any deficiencies in internal control over financial reporting that we consider to be material weaknesses, as defined above.

Compliance and Other Matters

As part of obtaining reasonable assurance about whether Junction Independent School District's financial statements are free of material misstatement, we performed tests of its compliance with certain provisions of laws, regulations, contracts, and grant agreements, noncompliance with which could have a direct and material effect on the determination of financial statement amounts. However, providing an opinion on compliance with those provisions was not an objective of our audit, and accordingly, we do not express such an opinion. The results of our tests disclosed no instances of noncompliance or other matters that are required to be reported under *Government Auditing Standards*.

This report is intended for the information of the District's Trustees, the administration, federal awarding agencies and pass-through entities and is not intended to be used and should not be used by anyone other than these specified parties.



Ede & Company  
Certified Public Accountants

November 2, 2011



# EDE & COMPANY

Certified Public Accountants

Eric Ede  
Frank Ede  
Donna Ede Jones

P. O. Box 219  
Knippa, Texas 78870  
Telephone (830) 934-2148  
Fax (830) 934-2799

## REPORT ON COMPLIANCE WITH REQUIREMENTS APPLICABLE TO EACH MAJOR PROGRAM AND INTERNAL CONTROL OVER COMPLIANCE IN ACCORDANCE WITH OMB CIRCULAR A-133

### Independent Auditor's Report

Board of Trustees  
Junction Independent School District  
1700 College St.  
Junction, TX 76849

Members of the Board:

#### Compliance

We have audited the compliance of Junction Independent School District with the types of compliance requirements described in the U S. *Office of Management and Budget (OMB) Circular A-133 Compliance Supplement* that are applicable to each of its major federal programs for the year ended August 31, 2011. The District's major federal programs are identified in the summary of auditor's results section of the accompanying schedule of findings and questioned costs. Compliance with the requirements of laws, regulations, contracts and grants applicable to each of its major federal programs is the responsibility of Junction Independent School District's administrators. Our responsibility is to express an opinion on the District's compliance based on our audit.

We conducted our audit of compliance in accordance with auditing standards generally accepted in the United States of America; the standards applicable to financial audits contained in *Government Auditing Standards* issued by the Comptroller General of the United States; and OMB Circular A-133, *Audits of States, Local Governments, and Non-Profit Organizations*. Those standards and OMB Circular A-133 require that we plan and perform the audit to obtain reasonable assurance about whether noncompliance with the types of compliance requirements referred to above that could have a direct and material effect on a major federal program occurred. An audit includes examining, on a test basis, evidence about Junction Independent School District's compliance with those requirements and performing such other procedures as we considered necessary in the circumstances. We believe that our audit provides a reasonable basis for our opinion. Our audit does not provide a legal determination on Junction Independent School District's compliance with those requirements.

In our opinion, Junction Independent School District complied, in all material respects, with the requirements referred to above that are applicable to each of its major federal programs for the year ended August 31, 2011.

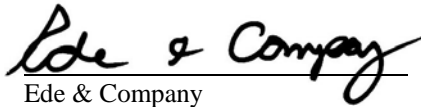
## Internal Controls Over Compliance

The administration of Junction Independent School District is responsible for establishing and maintaining effective internal control over compliance with requirements of laws, regulations, contracts and grants applicable to federal and state programs. In planning and performing our audit, we considered the College's internal control over compliance with requirements that could have a direct and material effect on a major federal and state program in order to determine our auditing procedures for the purpose of expressing our opinion on compliance and to test and report on internal control over compliance in accordance with OMB Circular A-133, but not for the purpose of expressing an opinion on the effectiveness of internal control over compliance. Accordingly, we do not express an opinion on the effectiveness of the District's internal control over compliance.

A deficiency in internal control over compliance exists when the design or operation of a control does not allow management or employees, in the normal course of performing their assigned functions, to prevent or detect and correct noncompliance with a type of compliance requirement of a federal or state program on a timely basis. A material weakness in internal control over compliance is a deficiency, or combination of deficiencies, in internal control over compliance, such that there is a reasonable possibility that material noncompliance with a type of compliance requirement of a federal program will not be prevented, or detected and corrected, on a timely basis.

Our consideration of internal control over compliance was for the limited purpose described in the first paragraph of this section and would not necessarily identify all deficiencies in internal control that might be significant deficiencies or material weaknesses. We did not identify any deficiencies in internal control over compliance that we consider to be material weaknesses, as defined above.

This report is intended for the information of the District's Trustees, the administration, federal awarding agencies and pass-through entities and is not intended to be used and should not be used by anyone other than these specified parties.



Ede & Company  
Certified Public Accountants

November 2, 2011

**JUNCTION INDEPENDENT SCHOOL DISTRICT  
SCHEDULE OF FINDINGS AND QUESTIONED COSTS  
FOR THE YEAR ENDED AUGUST 31, 2011**

I. Summary of the Auditor's Results:

- a. We have issued an unqualified opinion on the financial statements of the Junction Independent School District.
- b. No significant deficiencies in internal controls were disclosed by the audit of the financial statements.
- c. Our audit disclosed no instances of noncompliance which were material to the financial statements of the Junction Independent School District.
- d. Our audit disclosed no significant deficiencies in internal control over major programs.
- e. We have issued an unqualified opinion on the Districts compliance with laws and regulations for major programs.
- f. Our audit disclosed no findings which we are required to report under section .510(a).
- g. The following programs were identified as major programs:

Special Education Cluster(IDEA)

CFDA #84.027A	IDEA, Part B
CFDA #84.391A	IDEA, Part B ARRA
CFDA #84.392A	IDEA, Preschool ARRA

Title I, Part A, Cluster

CFDA #84.010	ESEA Title I, Part A
CFDA #84.389A	IDEA, Part B ARRA
CFDA #84.392A	IDEA, Preschool ARRA

Other

CFDA#84.394A	ESEA Title XIV SFSF ARRA
--------------	--------------------------

- h. The dollar threshold used to distinguish between Type A and Type B programs was \$300,000.00.
- i. The Junction Independent School District does not qualify as a low-risk auditee.

II. Findings Relating to the Financial Statements Which are Required To Be Reported in Accordance with Generally Accepted Government Auditing Standards.

- a. There were no findings of material irregularities, illegal acts, other noncompliance and reportable conditions in internal control, which need to be reported in accordance with Generally Accepted Government Auditing Standards.

III. Findings and Questioned Costs For Federal Awards Including Audit Findings as Described in If Above

- a. There were no findings or questioned costs involving Federal programs.

**JUNCTION INDEPENDENT SCHOOL DISTRICT  
SUMMARY SCHEDULE OF PRIOR AUDIT FINDINGS  
FOR THE YEAR ENDED AUGUST 31, 2011**

1. There were no findings and questioned costs in the prior years' audit.

**JUNCTION INDEPENDENT SCHOOL DISTRICT  
CORRECTIVE ACTION PLAN  
FOR THE YEAR ENDED AUGUST 31, 2011**

N/A

JUNCTION INDEPENDENT SCHOOL DISTRICT  
 SCHEDULE OF EXPENDITURES OF FEDERAL AWARDS  
 FOR THE YEAR ENDED AUGUST 31, 2011

Federal Grantor Pass-Through Grantor Program Title	Federal CFDA Number	Pass-Through Entity Identifying Number	Federal Expenditures
<b>U.S. DEPARTMENT OF EDUCATION</b>			
<u>Direct Programs</u>			
Title VI, Part B REAP	84.358A	S358A082362	\$ 2,186
Title VI, Part B REAP	84.358A	S358A082362	978
Total Direct Programs			<u>\$ 3,164</u>
<u>Passed through State Dept. of Education</u>			
ESEA Title I, Part A, Improving Basis Programs	84.010	11610101134901	\$ 217,458
ESEA Title I, Part A, Improving Basis Programs	84.010	12610101134901	18,884
Total CFDA Number 84.010			<u>236,342</u>
ESEA Title II, Part A Teacher & Principal Training	84.367A	11694501134901	46,036
ESEA Title II, Part A Teacher & Principal Training	84.367A	12694501134901	2,912
Total CFDA Number 84.367A			<u>48,948</u>
ARRA Title I, Part A	84.389A	11551001134901	37,897
Total CFDA Number 84.389A			<u>37,897</u>
ARRA Title XIV SFSF	84.394A	10557001134901	4,507
ARRA Title XIV SFSF	84.394A	11557001134901	215,404
Total CFDA Number 84.294A			<u>219,911</u>
Education Jobs Fund	84.410A	11550101134901	13,928
Total CFDA Number 84.410A			<u>13,928</u>
Total Passed Through State Dept. of Education			<u>\$ 557,026</u>

JUNCTION INDEPENDENT SCHOOL DISTRICT  
 SCHEDULE OF EXPENDITURES OF FEDERAL AWARDS  
 FOR THE YEAR ENDED AUGUST 31, 2011

Federal Grantor Pass-Through Grantor Program Title	Federal CFDA Number	Pass-Through Entity Identifying Number	Federal Expenditures
<u>Passed Through Menard Special Ed CO-OP</u>			
IDEA Part B Formula	84.027A	116600011649016600	\$ 2,881
Total CFDA Number 84.027A			<u>2,881</u>
 ARRA IDEA B Forumla	 84.391A	 116600011649016600	 <u>69,926</u>
Total CFDA Number 84.391A			<u>69,926</u>
 ARRA IDEA B Preschool	 84.292A	 116610011649016610	 <u>3,431</u>
Total CFDA Number 84.392A			<u>3,431</u>
 Total Passed Through Menard Special Ed Coop			 <u>\$ 76,237</u>
 <b>TOTAL DEPARTMENT OF EDUCATION</b>			 <u>\$ 636,428</u>
 <b>U.S. DEPARTMENT OF AGRICULTURE</b>			
<u>Passed Through State Dept. of Education</u>			
National School & Breakfast Program Cash *	10.553	71400901	\$ 160,287
Non Cash Assistance Lunch & Breakfast Programs *	10.553	71400901	<u>16,060</u>
Total Passed Through State Dept. of Education			<u>\$ 176,348</u>
 <b>TOTAL U.S. DEPARTMENT OF AGRICULTURE</b>			 <u>\$ 176,348</u>
 <b>TOTAL EXPENDITURES OF FEDERAL AWARDS</b>			 <u>\$ 812,775</u>

\* Clustered Programs as required by Compliance Supplement March 2001.

**JUNCTION INDEPENDENT SCHOOL DISTRICT  
NOTES ON ACCOUNTING POLICIES FOR FEDERAL AWARDS  
YEAR ENDED AUGUST 31, 2011**

1. For all Federal programs, the District utilizes the fund types specified in the Texas Education Agency's *Financial Accountability System Resource Guide*. Special revenue funds are used to account for resources restricted to, or designated for, specific purposes by a grantor. Federal and state financial assistance generally is accounted for in a Special Revenue Fund.
2. The accounting and financial reporting treatment applied to a fund determined by its measurement focus. The governmental Fund types and Expendable Trust Fund are accounted for using a current financial resources measurement focus. All federal grant funds were accounted for in the Special Revenue Fund, a component of the Governmental Fund type. With this measurement focus, only current assets and current liabilities generally are included on the balance sheet. Operating statements of these funds present increases and decreases in net current assets.

The modified accrual basis of accounting is used for the Governmental Fund Types, the Expendable Trust Fund, and Agency Funds. This basis of accounting recognizes revenues in the accounting period in which they become susceptible to accrual, i. e., both measurable and available, and expenditures in the accounting period in which the fund liability is incurred, if measurable, except for unmatured interest on General Long-Term Debt, which is recognized when due, and certain compensated absences and claims and judgments, which are recognized when the obligations are expected to be liquidated with expendable available financial resources.

Federal grant funds are considered to be earned to the extent of a expenditures made under the provisions of the grant, and, accordingly, when such funds are received, they are recorded as deferred revenues until earned.

3. The period of availability for federal grant funds for the purpose of liquidation of outstanding obligations made on or before the ending date of the federal project period extended 30 days beyond the federal project period ending date, in accordance with provisions in Section H. Period Availability of Federal Funds, Part 3, *OMB Circular A-133 Compliance Supplement-Provisional 6/97*.
4. CFDA number 10.550 pertains to food commodities distributed by USDA under the following categorical programs (as applicable): the National School Lunch Program (CFDA 10.555), the Child and Adult Care Food Program (CFDA 10.558), the Summer Food Service Program (CFDA 10.559), the Commodity Supplemental Food Program (CFDA 10.565), and the Food Distribution Program on Indian Reservations (CFDA 10.567). USDA deleted this number from the CFDA on May 6, 2008. The audit covering Junction Independent School District fiscal year beginning September 1 2010, and future audits, will therefore identify commodity assistance by the CFDA numbers of the programs under which USDA donated the commodities.



## SCHOOLS FIRST QUESTIONNAIRE

JUNCTION INDEPENDENT SCHOOL DISTRICT

Fiscal Year 2011

SF2	Were there any disclosures in the Annual Financial Report and/or other sources of information concerning default on bonded indebtedness obligations?	No
SF4	Did the district receive a clean audit? - Was there an unqualified opinion in the Annual Financial Report?	Yes
SF5	Did the Annual Financial Report disclose any instances of material weaknesses in internal controls?	No
SF9	Was there any disclosure in the Annual Financial Report of material noncompliance?	No
SF10	Total accumulated accretion on capital appreciation bonds included in government-wide financial statements at fiscal year end..	N/A