



Emerald Ridge High School

Teacher Survey
Spring 2024



Report created by
Panorama Education



Summary

Topic Description	Results	Comparison
<p>Belonging</p> <p>How much faculty and staff feel that they are valued members of the school community.</p>	<p>47%</p> <p>▲ 3 since last survey</p>	<p>63% Puyallup School District</p>
<p>Cultural Awareness and Action (Adult Focus)</p> <p>How well a school supports staff and faculty in learning about, discussing, and confronting issues of race, ethnicity, and culture.</p>	<p>57%</p> <p>▲ 15 since last survey</p>	<p>65% Puyallup School District</p>
<p>Educating All Students</p>	<p>67%</p> <p>0 since last survey</p>	<p>75% Puyallup School District</p>
<p>Feedback and Coaching</p> <p>Perceptions of the amount and quality of feedback faculty and staff receive.</p>	<p>24%</p> <p>▲ 9 since last survey</p>	<p>43% Puyallup School District</p>
<p>Professional Learning About Equity</p> <p>Perceptions of the quantity and quality of equity-focused professional learning opportunities available to faculty and staff.</p>	<p>21%</p> <p>▲ 5 since last survey</p>	<p>44% Puyallup School District</p>
<p>Professional Learning About SEL</p> <p>Perceptions of the amount and quality of professional growth and learning opportunities available to faculty related to social-emotional learning.</p>	<p>12%</p> <p>▼ 7 since last survey</p>	<p>42% Puyallup School District</p>
<p>School Leadership</p> <p>Perceptions of the school leadership's effectiveness.</p>	<p>29%</p> <p>▲ 2 since last survey</p>	<p>63% Puyallup School District</p>



Teacher Self-Reflection

Faculty perceptions of their professional strengths and areas for growth related to social-emotional learning.

67%

▼ 4

since last survey

76%

Puyallup School District

Teaching Efficacy

Faculty perceptions of their professional strengths and areas for growth.

75%

▲ 1

since last survey

76%

Puyallup School District

Well-being

Faculty and staff perceptions of their own professional well-being.

49%

▼ 4

since last survey

61%

Puyallup School District

41 responses



Belonging

Your average

47%

41 responses

Change

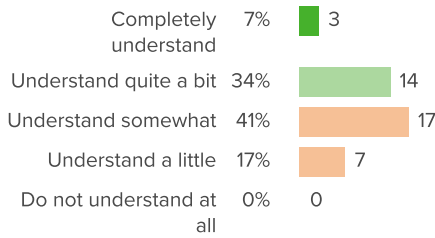
▲ 3

since last survey

District average: **63%** Puyallup School District

How did people respond?

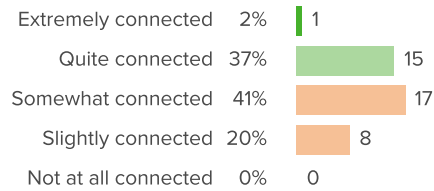
Q.1: How well do your colleagues at school understand you as a person?



▲ 1 from last survey

Favorable: **41%**

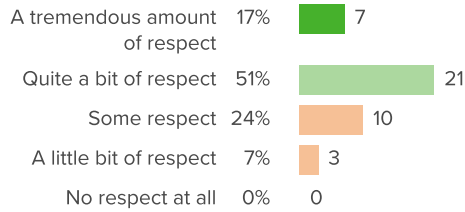
Q.2: How connected do you feel to other adults at your school?



▲ 7 from last survey

Favorable: **39%**

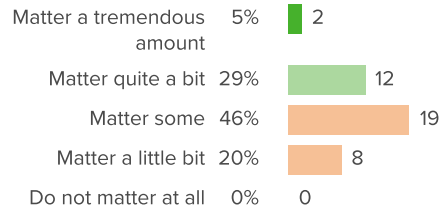
Q.3: How much respect do colleagues in your school show you?



▲ 3 from last survey

Favorable: **68%**

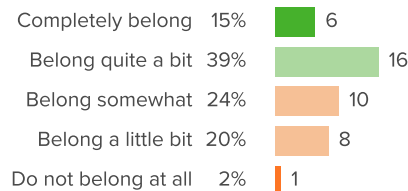
Q.4: How much do you matter to others at your school?



▼ 4 from last survey

Favorable: **34%**

Q.5: Overall, how much do you feel like you belong at your school?



▲ 7 from last survey

Favorable: **54%**



Cultural Awareness and Action (Adult Focus)

Your average

57%

41 responses

Change

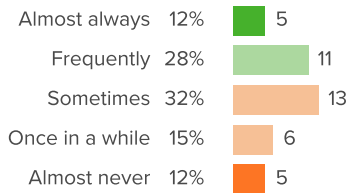
▲ 15

since last survey

District average: **65%** Puyallup School District

How did people respond?

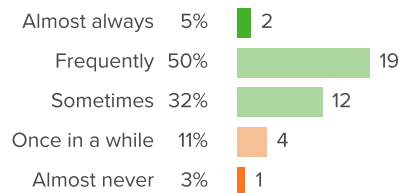
Q.1: How often do school leaders encourage you to teach about people from different races, ethnicities, or cultures?



▲ 11 from last survey

Favorable: **40%**

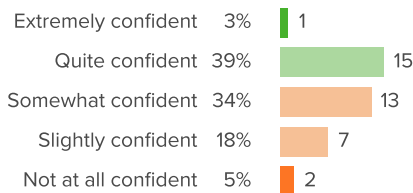
Q.2: How often do you think about what colleagues of different races, ethnicities, or cultures experience?



▼ 3 from last survey

Favorable: **87%**

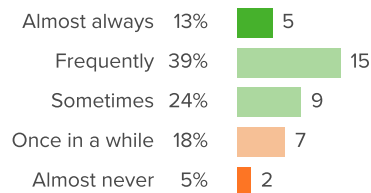
Q.3: How confident are you that adults at your school can have honest conversations with each other about race?



▲ 13 from last survey

Favorable: **42%**

Q.4: At your school, how often are you encouraged to think more deeply about race-related topics?

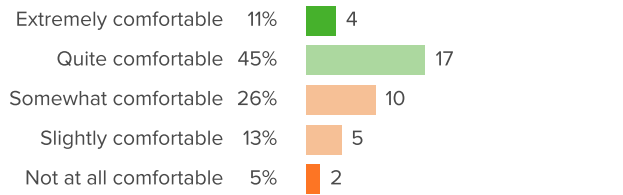


▲ 28 from last survey

Favorable: **76%**

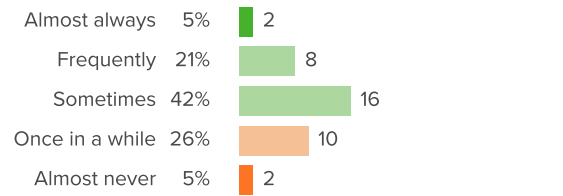


Q.5: How comfortable are you discussing race-related topics with your colleagues?



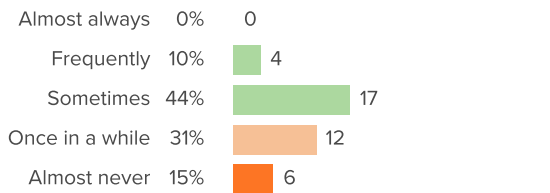
▲ 8 from last survey Favorable: **55%**

Q.6: How often do adults at your school have important conversations about race, even when they might be uncomfortable?



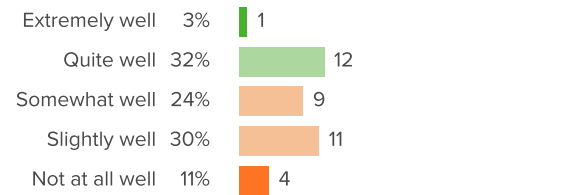
▲ 35 from last survey Favorable: **68%**

Q.7: When there are major news events related to race, how often do adults at your school talk about them with each other?



▲ 17 from last survey Favorable: **54%**

Q.8: How well does your school help staff speak out against racism?



▲ 11 from last survey Favorable: **35%**



Educating All Students

Your average

67%

41 responses

Change

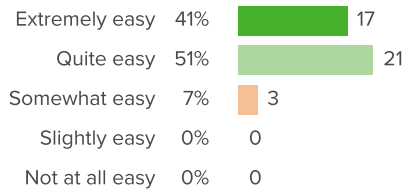
0

since last survey

District average: **75%** Puyallup School District

How did people respond?

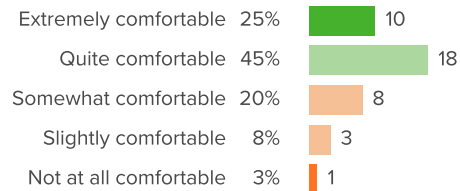
Q.1: How easy do you find interacting with students at your school who are from a different cultural background than your own?



▲ **11** from last survey

Favorable: **93%**

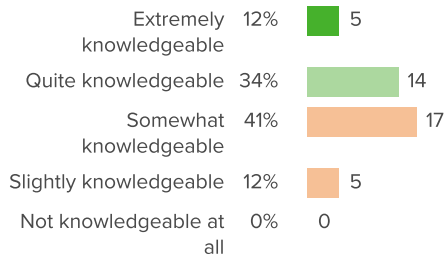
Q.2: How comfortable would you be incorporating new material about people from different backgrounds into your curriculum?



▼ **3** from last survey

Favorable: **70%**

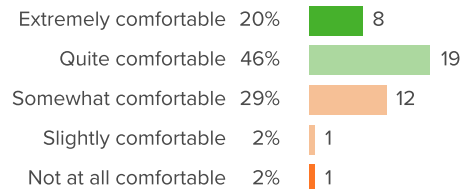
Q.3: How knowledgeable are you regarding where to find resources for working with students who have unique learning needs?



▼ **1** from last survey

Favorable: **46%**

Q.4: If students from different backgrounds struggled to get along in your class, how comfortable would you be intervening?

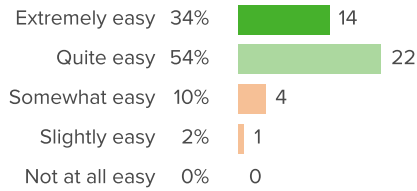


▼ **1** from last survey

Favorable: **66%**

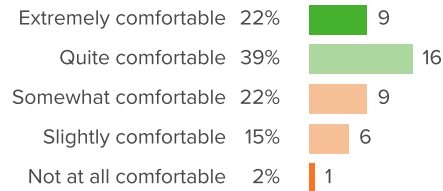


Q.5: How easy would it be for you to teach a class with groups of students from very different religions from each other?



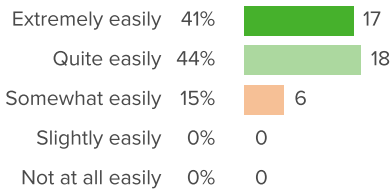
▲ 3 from last survey Favorable: **88%**

Q.6: In response to events that might be occurring in the world, how comfortable would you be having conversations about race with your students?



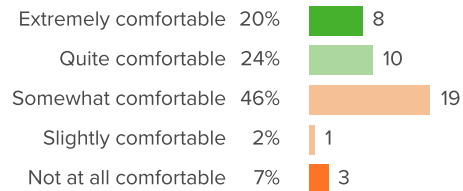
▲ 9 from last survey Favorable: **61%**

Q.7: How easily do you think you could make a particularly overweight student feel like a part of class?



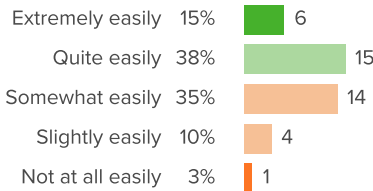
▲ 0 from last survey Favorable: **85%**

Q.8: How comfortable would you be having a student who could not communicate well with anyone in class because his/her home language was unique?



▼ 8 from last survey Favorable: **44%**

Q.9: When a sensitive issue of diversity arises in class, how easily can you think of strategies to address the situation?



▼ 3 from last survey Favorable: **53%**



Feedback and Coaching

Your average

24%

41 responses

Change

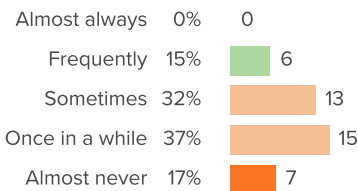
▲ 9

since last survey

District average: **43%** Puyallup School District

How did people respond?

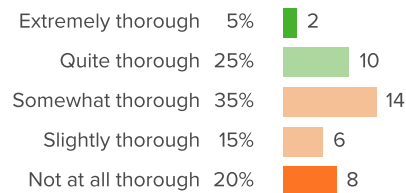
Q.1: How often do you receive feedback on your teaching?



▲ 8 from last survey

Favorable: **15%**

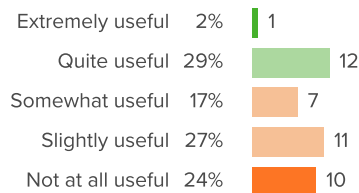
Q.2: At your school, how thorough is the feedback you receive in covering all aspects of your role as a teacher?



▲ 10 from last survey

Favorable: **30%**

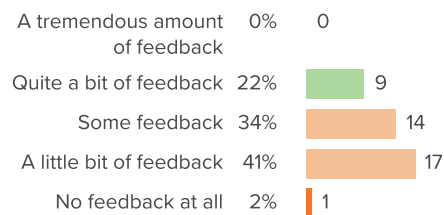
Q.3: How useful do you find the feedback you receive on your teaching?



▲ 0 from last survey

Favorable: **32%**

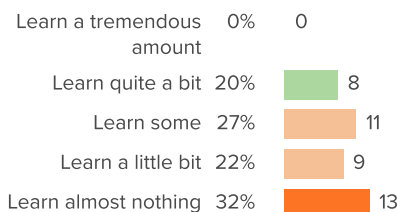
Q.4: How much feedback do you receive on your teaching?



▲ 14 from last survey

Favorable: **22%**

Q.5: How much do you learn from the teacher evaluation processes at your school?



▲ 13 from last survey

Favorable: **20%**



Professional Learning About Equity

Your average

21%

41 responses

Change

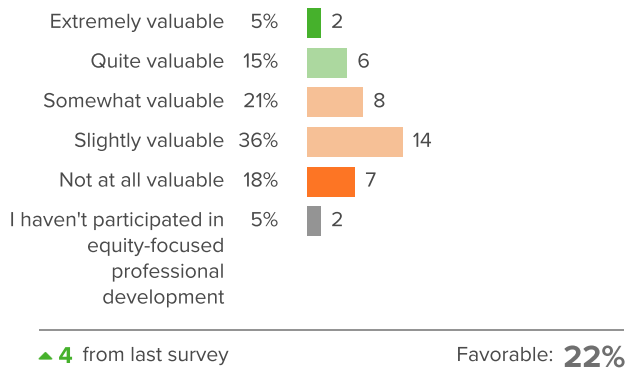
▲ 5

since last survey

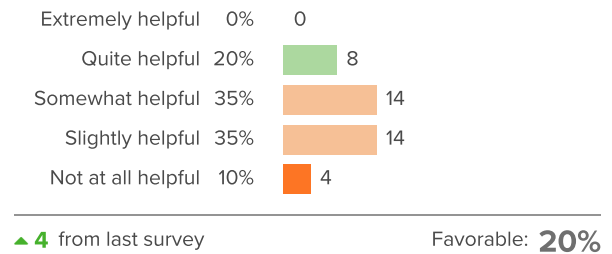
District average: **44%** Puyallup School District

How did people respond?

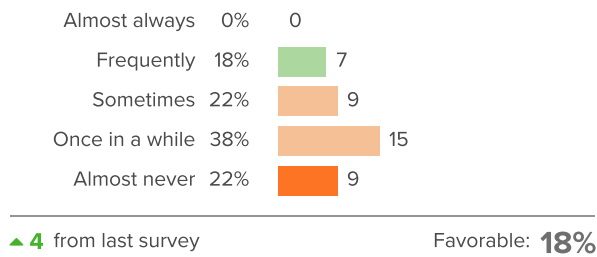
Q.1: At your school, how valuable are the equity-focused professional development opportunities?



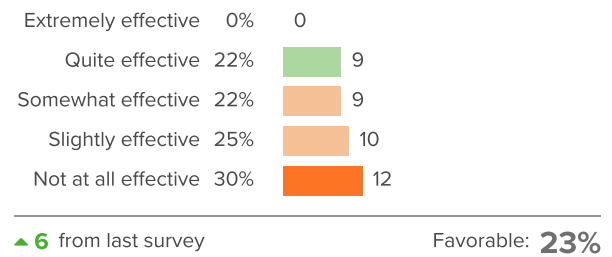
Q.2: When it comes to promoting culturally responsive practices, how helpful are your colleagues' ideas for improving your practice?



Q.3: How often do professional development opportunities help you explore new ways to promote equity in your practice?



Q.4: Overall, how effective has your school administration been in helping you advance student equity?





Professional Learning About SEL

Your average

12%

41 responses

Change

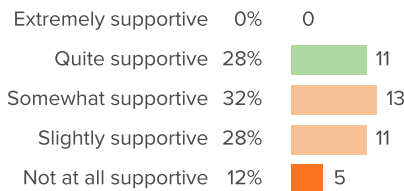
▼ 7

since last survey

District average: **42%** Puyallup School District

How did people respond?

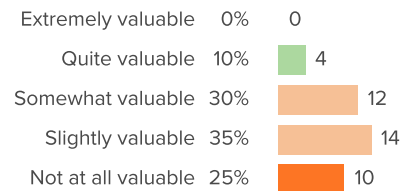
Q.1: In terms of social-emotional learning (SEL) in particular, how supportive has the school been of your growth as a teacher?



▲ 1 from last survey

Favorable: **28%**

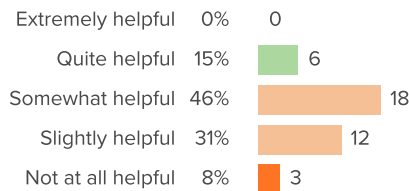
Q.2: At your school, how valuable are the social-emotional learning (SEL) professional development opportunities?



▼ 13 from last survey

Favorable: **10%**

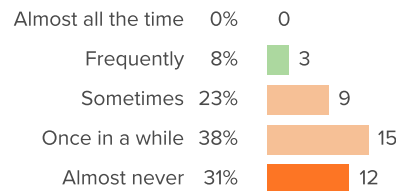
Q.3: When it comes to social-emotional learning (SEL), how helpful are your colleagues' ideas for improving your teaching?



▼ 12 from last survey

Favorable: **15%**

Q.4: How often do your social-emotional learning (SEL) professional development opportunities help you explore new ideas?

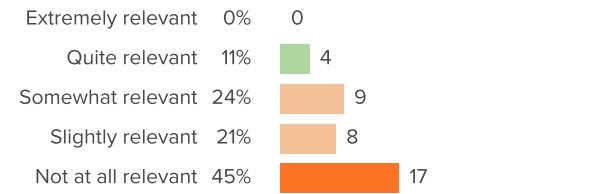


▼ 5 from last survey

Favorable: **8%**

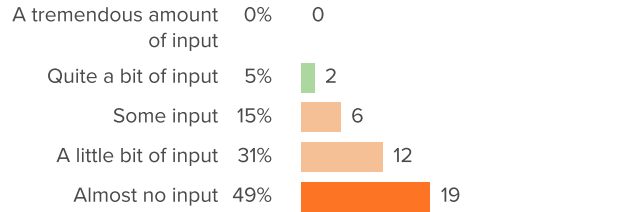


Q.5: How relevant have your social-emotional learning (SEL) professional development opportunities been to the content that you teach?



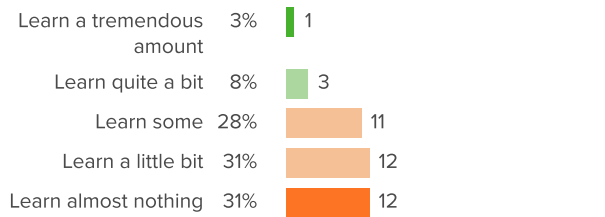
▼ 2 from last survey Favorable: **11%**

Q.6: Thinking of social-emotional learning (SEL) in particular, how much input do you have into individualizing your own professional development opportunities?



▼ 10 from last survey Favorable: **5%**

Q.7: Overall, how much do you learn about supporting your students' social-emotional learning (SEL) from the leaders at your school?



▼ 5 from last survey Favorable: **10%**



School Leadership

Your average

29%

41 responses

Change

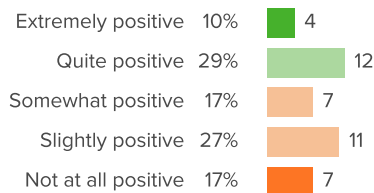
▲ 2

since last survey

District average: **63%** Puyallup School District

How did people respond?

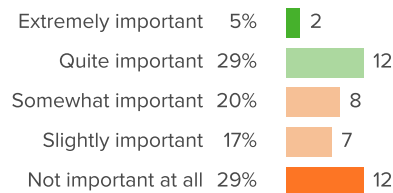
Q.1: How positive is the tone that school leaders set for the culture of the school?



▲ 1 from last survey

Favorable: **39%**

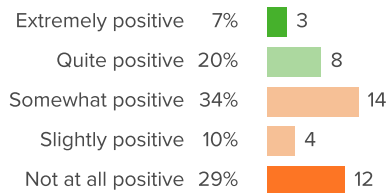
Q.2: For your school leaders, how important is teacher satisfaction?



▲ 6 from last survey

Favorable: **34%**

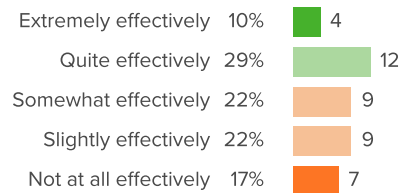
Q.3: Overall, how positive is the influence of the school leaders on the quality of your teaching?



▼ 4 from last survey

Favorable: **27%**

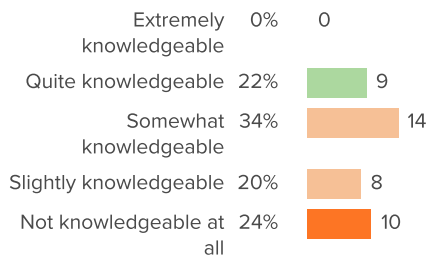
Q.4: How effectively do school leaders communicate important information to teachers?



▲ 2 from last survey

Favorable: **39%**

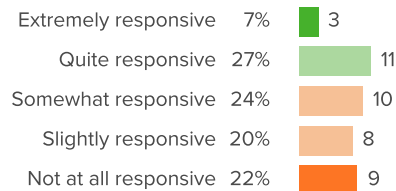
Q.5: How knowledgeable are your school leaders about what is going on in teachers' classrooms?



▲ 5 from last survey

Favorable: **22%**

Q.6: How responsive are school leaders to your feedback?

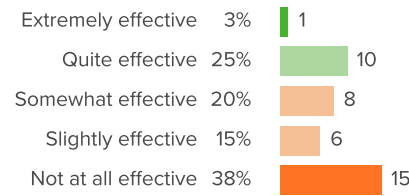


▲ 10 from last survey

Favorable: **34%**



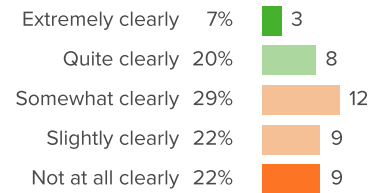
Q.7: How effective are the school leaders at developing rules for students that facilitate their learning?



▼ 5 from last survey

Favorable: **28%**

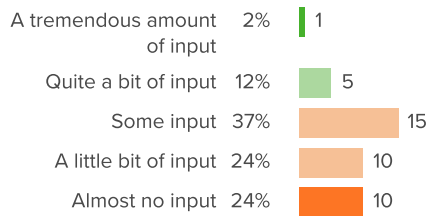
Q.8: How clearly do your school leaders identify their goals for teachers?



▲ 5 from last survey

Favorable: **27%**

Q.9: When the school makes important decisions, how much input do teachers have?



▲ 3 from last survey

Favorable: **15%**



Teacher Self-Reflection

Your average

67%

41 responses

Change

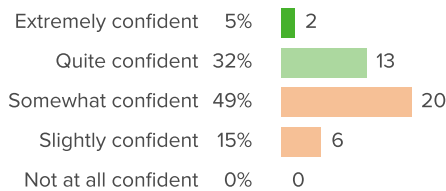
▼ 4

since last survey

District average: **76%** Puyallup School District

How did people respond?

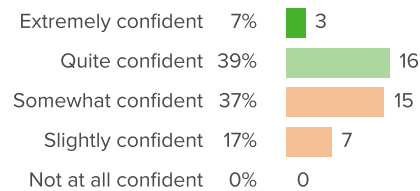
Q.1: How confident are you that you can engage students who typically are not motivated?



▼ 4 from last survey

Favorable: **37%**

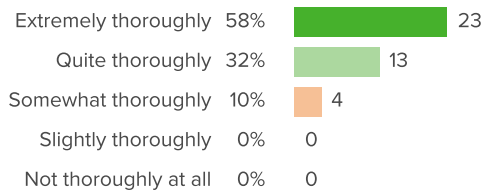
Q.2: How confident are you that you can help your school's most challenging students to learn?



▼ 13 from last survey

Favorable: **46%**

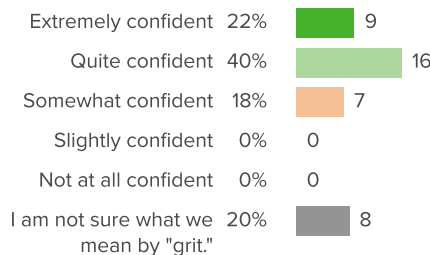
Q.3: How thoroughly do you feel that you know all the content you need to teach?



▼ 2 from last survey

Favorable: **90%**

Q.4: Thinking about grit in particular, how confident are you that you can support your students' growth and development?

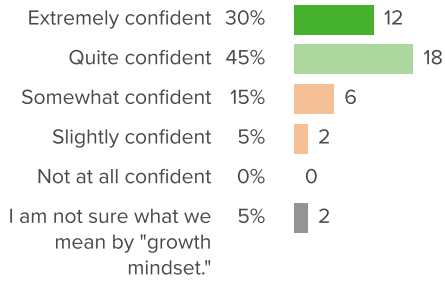


▼ 5 from last survey

Favorable: **78%**



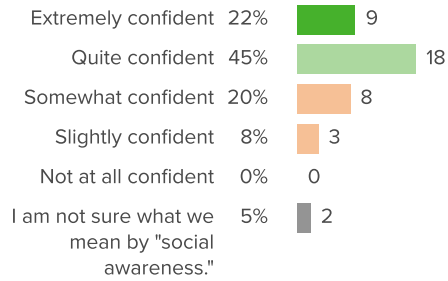
Q.5: Thinking about growth mindset in particular, how confident are you that you can support your students' growth and development?



▼ 2 from last survey

Favorable: **79%**

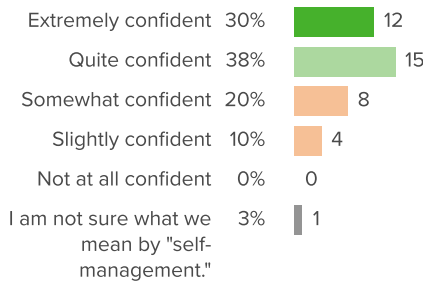
Q.6: Thinking about social awareness in particular, how confident are you that you can support your students' growth and development?



▲ 1 from last survey

Favorable: **71%**

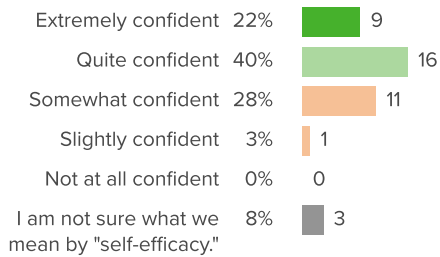
Q.7: Thinking about self-management in particular, how confident are you that you can support your students' growth and development?



▲ 0 from last survey

Favorable: **69%**

Q.8: Thinking about self-efficacy in particular, how confident are you that you can support your students' growth and development?



▲ 0 from last survey

Favorable: **68%**



Teaching Efficacy

Your average

75%

41 responses

Change

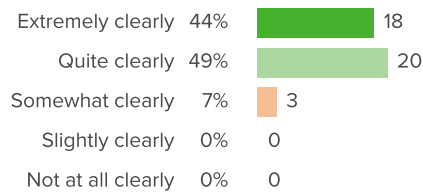
▲ 1

since last survey

District average: **76%** Puyallup School District

How did people respond?

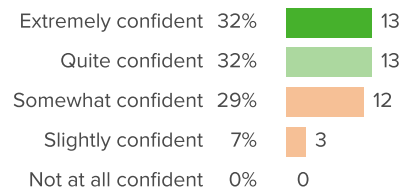
Q.1: How clearly can you explain the most complicated content to your students?



▲ 6 from last survey

Favorable: **93%**

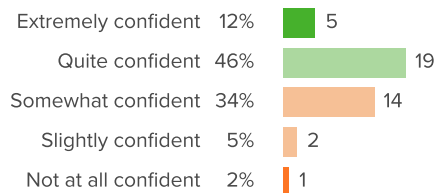
Q.2: How confident are you that you can move through material at a pace that works well for each of your students?



▼ 9 from last survey

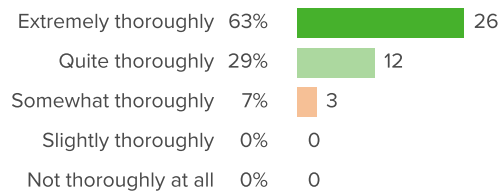
Favorable: **63%**

Q.3: How confident are you that you can help your school's most challenging students to learn?



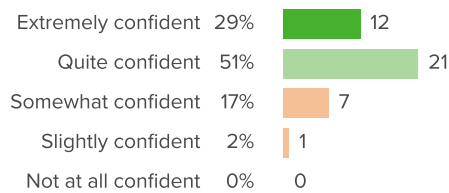
Favorable: **59%**

Q.4: How thoroughly do you feel that you know all the content you need to teach?



Favorable: **93%**

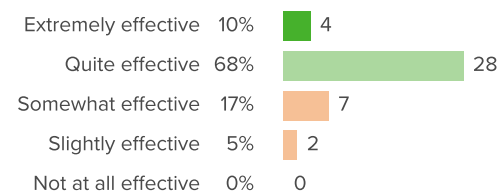
Q.5: If a parent were upset about something in your class, how confident are you that you could have a productive conversation with this parent?



▲ 3 from last survey

Favorable: **80%**

Q.6: How effective do you think you are at managing particularly disruptive classes?

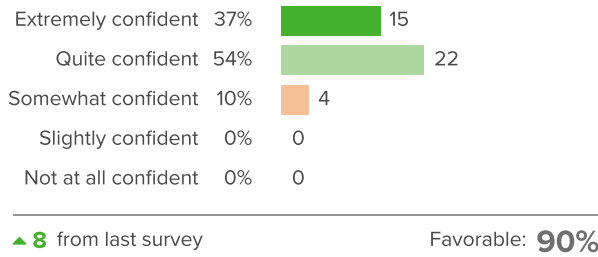


▲ 8 from last survey

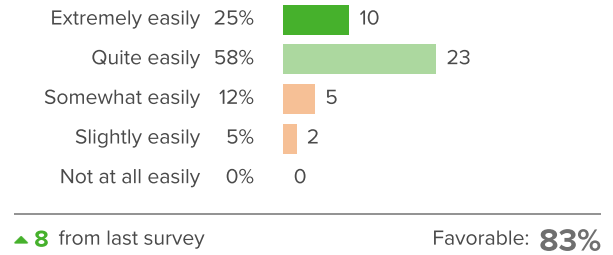
Favorable: **78%**



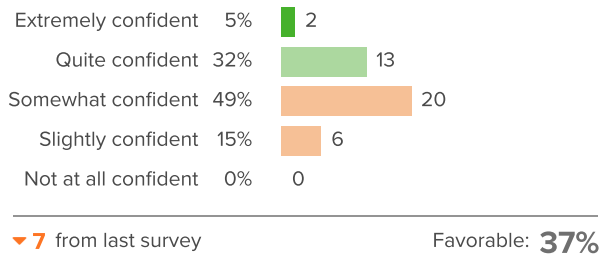
Q.7: How confident are you that you can meet the learning needs of your most advanced students?



Q.8: When one of your teaching strategies fails to work for a group of students, how easily can you think of another approach to try?



Q.9: How confident are you that you can engage students who typically are not motivated?





Well-being

Your average

49%

41 responses

Change

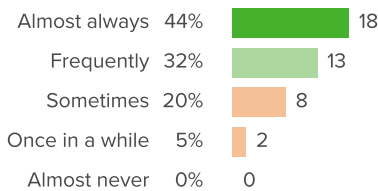
▼ **4**

since last survey

District average: **61%** Puyallup School District

How did people respond?

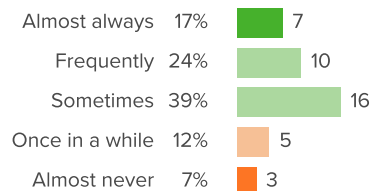
Q.1: During the past week, how often did you feel engaged at work?



▼ **4** from last survey

Favorable: **76%**

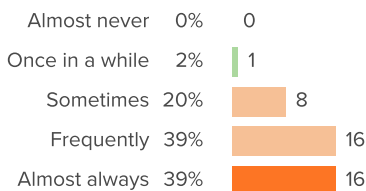
Q.2: During the past week, how often did you feel excited at work?



▼ **9** from last survey

Favorable: **80%**

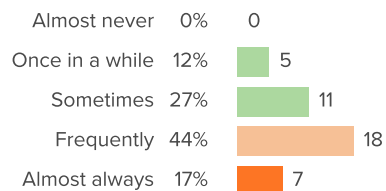
Q.3: During the past week, how often did you feel exhausted at work?



▼ **3** from last survey

Favorable: **2%**

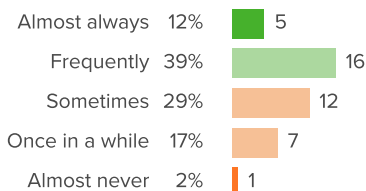
Q.4: During the past week, how often did you feel frustrated at work?



▼ **15** from last survey

Favorable: **39%**

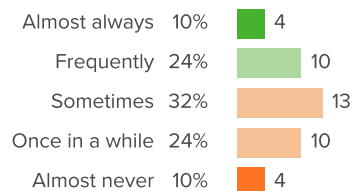
Q.5: During the past week, how often did you feel happy at work?



▲ **3** from last survey

Favorable: **51%**

Q.6: During the past week, how often did you feel hopeful at work?

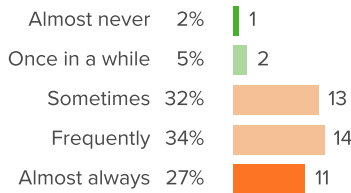


▼ **5** from last survey

Favorable: **34%**



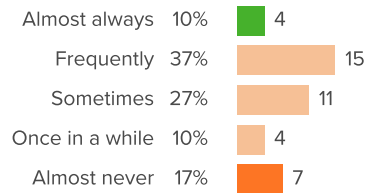
Q.7: During the past week, how often did you feel overwhelmed at work?



▲ 5 from last survey

Favorable: 7%

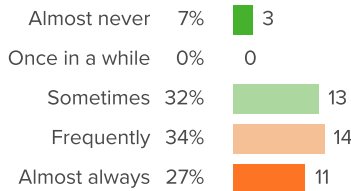
Q.8: During the past week, how often did you feel safe at work?



▼ 21 from last survey

Favorable: 10%

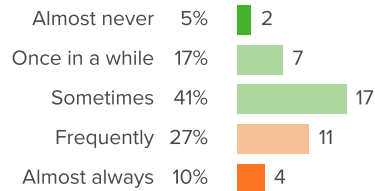
Q.9: During the past week, how often did you feel stressed out at work?



▲ 3 from last survey

Favorable: 39%

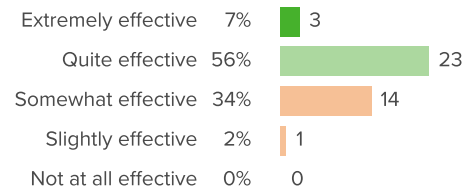
Q.10: During the past week, how often did you feel worried at work?



▼ 7 from last survey

Favorable: 63%

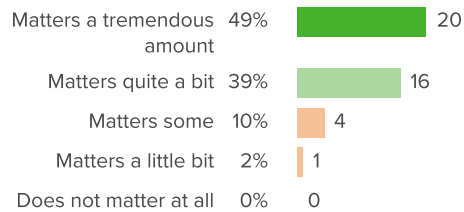
Q.11: How effective do you feel at your job right now?



▲ 1 from last survey

Favorable: 63%

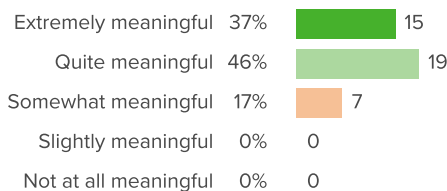
Q.12: How much does your work matter to you?



▼ 2 from last survey

Favorable: 88%

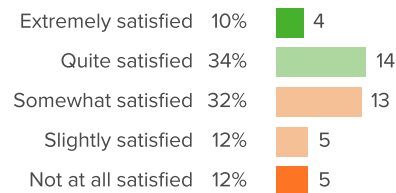
Q.13: How meaningful for you is the work that you do?



▼ 6 from last survey

Favorable: 83%

Q.14: Overall, how satisfied are you with your job right now?



▼ 5 from last survey

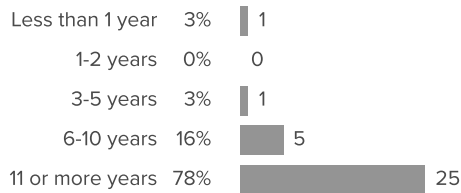
Favorable: 44%



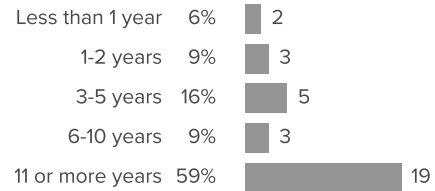
Background Questions

How did people respond?

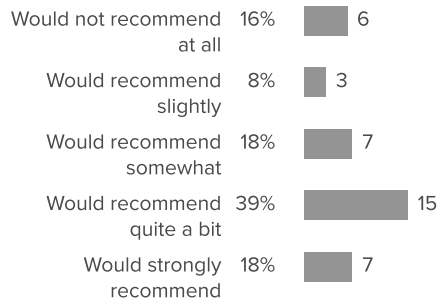
Q.1: For how many years have you taught?



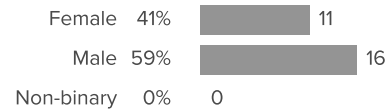
Q.2: For how many years have you taught at your current school?



Q.3: If a friend or colleague were looking for a teaching job, to what extent, if at all, would you recommend your school?

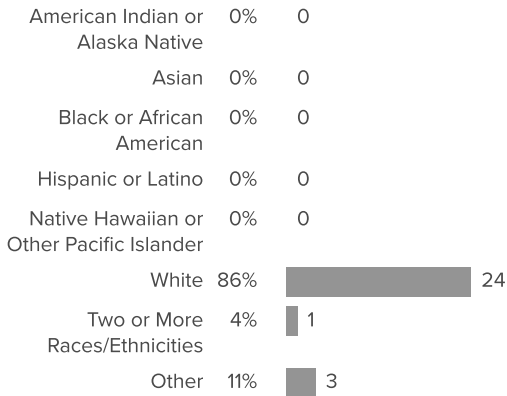


Q.4: What is your gender?

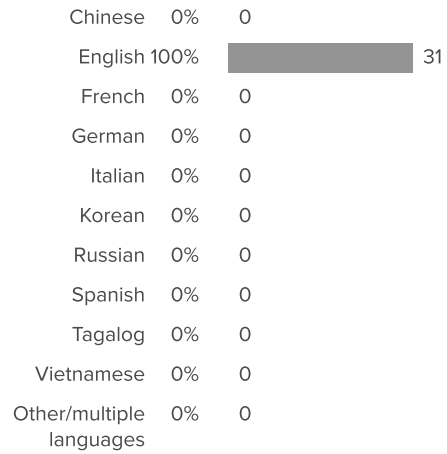




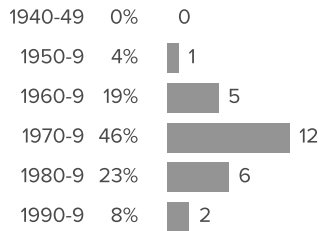
Q.5: What is your race or ethnicity?



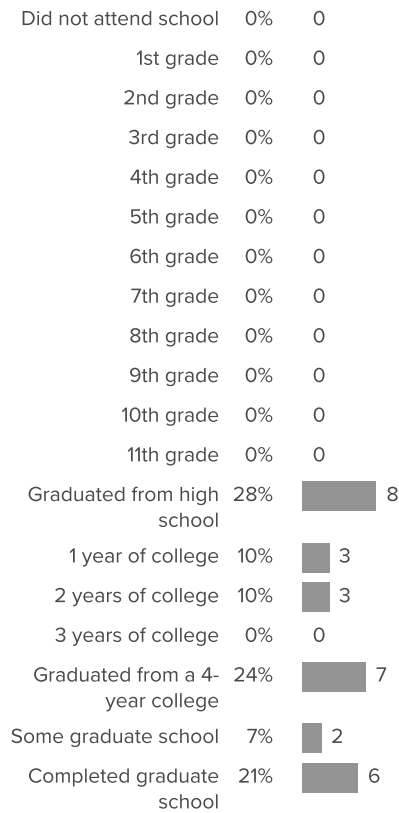
Q.6: Please indicate the primary language spoken in your childhood home. (Please check only one.)



Q.7: In which decade were you born?



Q.8: Please select the highest level of education completed by your mother. If you are not sure, please take your best guess.





Q.9: Please select the highest level of education completed by your father. If you are not sure, please take your best guess.

