

2024 Beaverton School District Staff Survey

73 Administrative, 1082 Certified, 733 Classified, and 218 Substitute staff completed the 2024 Staff Survey

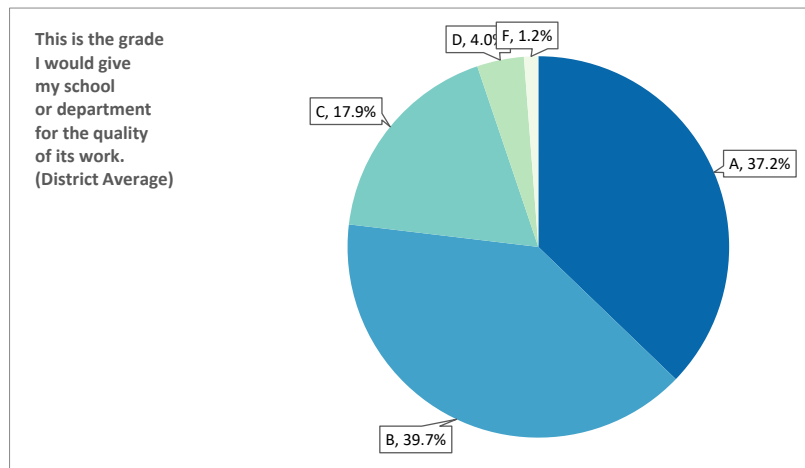
Note: For school-level questions, respondents working in two locations are counted at each location.

*Percent Agree includes Strongly Agree and Agree responses.

Results not reported if fewer than 10 respondents.

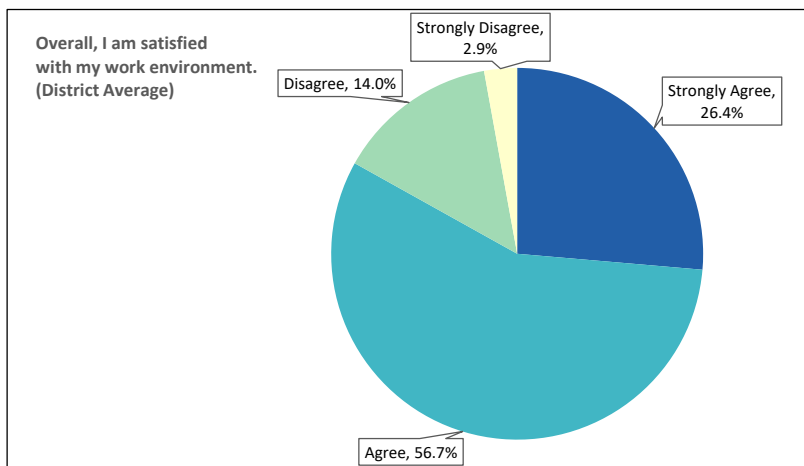
What grade would you give your own school/department for the quality of its work?

	District Average Percent	Administrative Staff Percent	Certified Staff Percent	Classified Staff Percent
A	37.2%	31.0%	31.3%	46.3%
B	39.7%	63.8%	42.1%	33.8%
C	17.9%	5.2%	20.4%	15.6%
D	4.0%	0.0%	4.7%	3.3%
F	1.2%	0.0%	1.4%	1.0%



Overall, I am satisfied with my work environment. (All Staff)

	District Average Percent	Administrative Staff Percent	Certified Staff Percent	Classified Staff Percent	Substitute Staff Percent
Strongly Agree	26.4%	34.5%	22.5%	29.8%	30.9%
Agree	56.7%	58.6%	55.8%	55.5%	64.6%
Disagree	14.0%	6.9%	17.6%	12.5%	4.4%
Strongly Disagree	2.9%	0.0%	4.1%	2.2%	0.0%



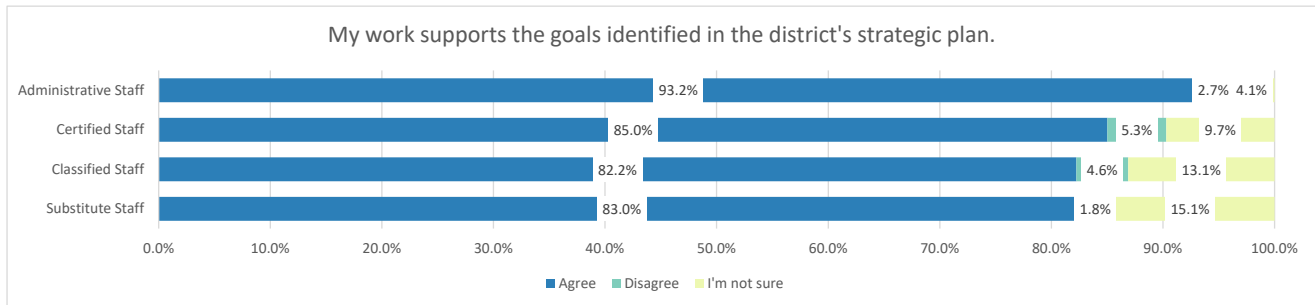
2024 Beaverton School District Staff Survey

District Questions

	Percent Agree Administrative Staff	Percent Agree Certified Staff	Percent Agree Classified Staff	Percent Agree Substitute Staff
I receive timely communication from the district (e.g. superintendent emails, ParentSquare, Staff Talk, video).	93.2%	92.7%	95.0%	98.2%
I feel informed about what's happening in the district.	83.6%	73.6%	82.7%	93.1%

My work supports the goals identified in the district's strategic plan.

	Agree	Disagree	I'm not sure
Administrative Staff	93.2%	2.7%	4.1%
Certified Staff	85.0%	5.3%	9.7%
Classified Staff	82.2%	4.6%	13.1%
Substitute Staff	83.0%	1.8%	15.1%



	Percent Agree Administrative Staff
There are opportunities for my voice to be heard in decision-making.	76.4%

School/Department Questions

	Percent Agree Administrative Staff	Percent Agree Certified Staff	Percent Agree Classified Staff	Percent Agree Substitute Staff
I feel welcome and accepted at my place of work.	98.3%	90.7%	93.0%	96.7%
I am well-informed about what is going on in the school/department where I work.	N/A	80.5%	78.7%	82.3%
There are opportunities for my voice to be heard in decision making.	N/A	74.0%	65.0%	46.8%
My work is valued.	95.0%	79.2%	83.3%	88.6%
I generally feel safe at my workplace.	95.0%	84.7%	88.5%	94.5%

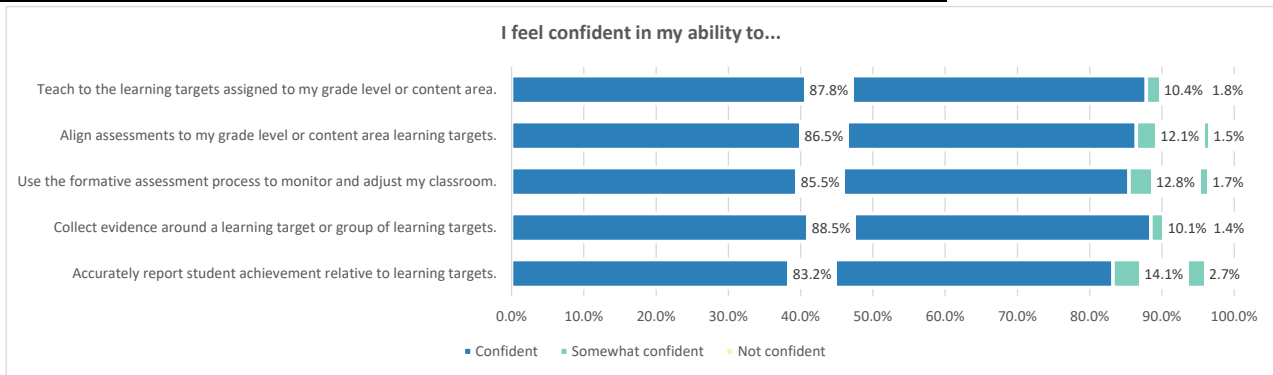
	Percent Agree Administrative Staff	Percent Agree Classified Staff	Percent Agree Substitute Staff
I have the knowledge and skills to do my job well.	98.3%	97.4%	97.3%
I feel supported in my work.	89.8%	81.3%	91.8%

2024 Beaverton School District Staff Survey

Instruction and Classroom Practices (Certified Staff Only)

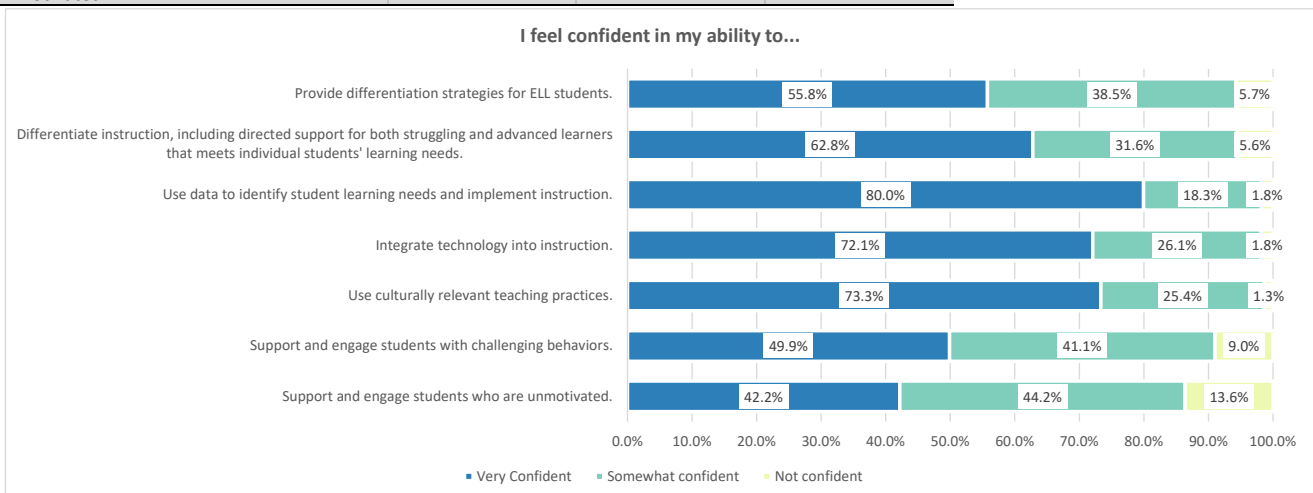
I feel confident in my ability to...

	Confident	Somewhat confident	Not confident
Teach to the learning targets assigned to my grade level or content area.	87.8%	10.4%	1.8%
Align assessments to my grade level or content area learning targets.	86.5%	12.1%	1.5%
Use the formative assessment process to monitor and adjust my classroom.	85.5%	12.8%	1.7%
Collect evidence around a learning target or group of learning targets.	88.5%	10.1%	1.4%
Accurately report student achievement relative to learning targets.	83.2%	14.1%	2.7%



I feel confident in my ability to...

	Very Confident	Somewhat confident	Not confident
Provide differentiation strategies for ELL students.	55.8%	38.5%	5.7%
Differentiate instruction, including directed support for both struggling and advanced learners that meets individual students' learning needs.	62.8%	31.6%	5.6%
Use data to identify student learning needs and implement instruction.	80.0%	18.3%	1.8%
Integrate technology into instruction.	72.1%	26.1%	1.8%
Use culturally relevant teaching practices.	73.3%	25.4%	1.3%
Support and engage students with challenging behaviors.	49.9%	41.1%	9.0%
Support and engage students who are unmotivated.	42.2%	44.2%	13.6%

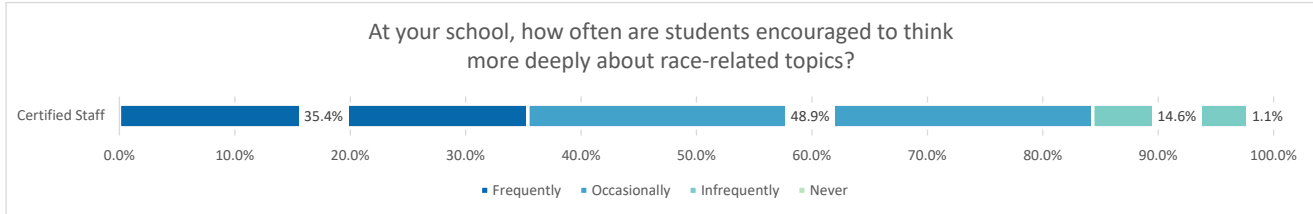


2024 Beaverton School District Staff Survey

Equity

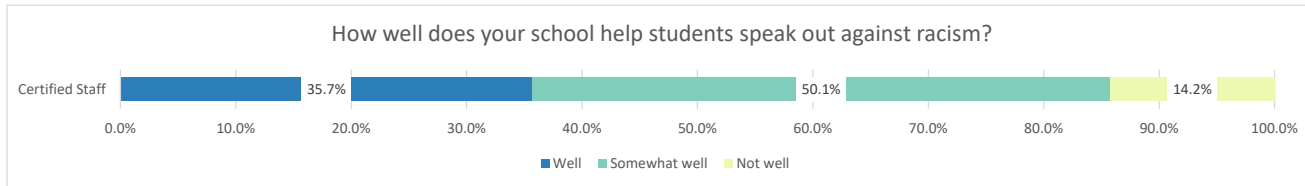
At your school, how often are students encouraged to think more deeply about race-related topics?

	Frequently	Occasionally	Infrequently	Never
Certified Staff	35.4%	48.9%	14.6%	1.1%



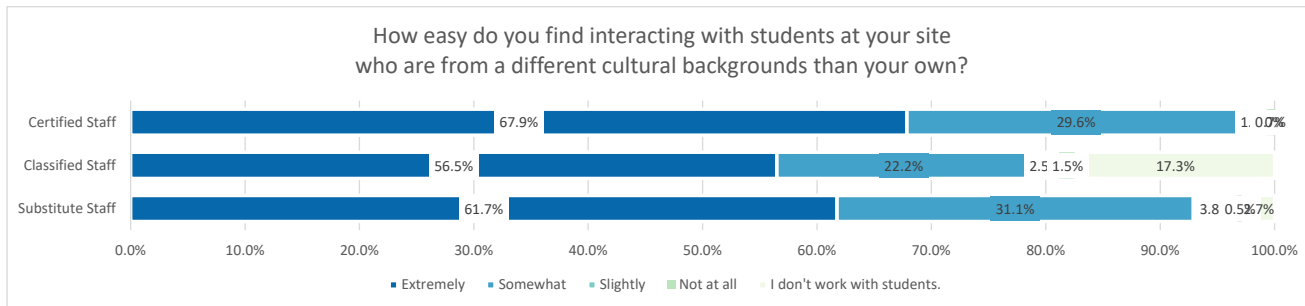
How well does your school help students speak out against racism?

	Well	Somewhat well	Not well
Certified Staff	35.7%	50.1%	14.2%



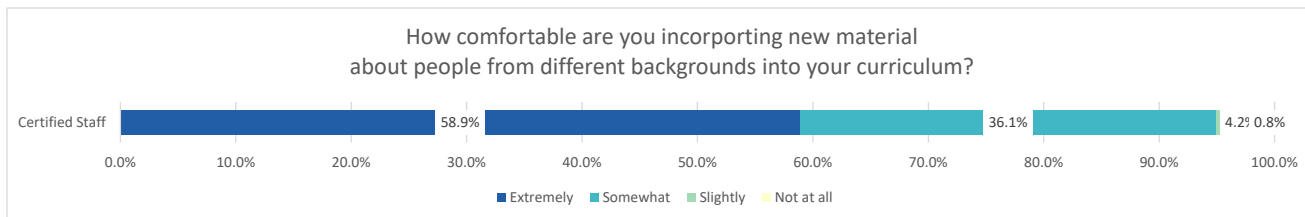
How easy do you find interacting with students at your site who are from a different cultural backgrounds than your own?

	Extremely	Somewhat	Slightly	Not at all	I don't work with students.
Certified Staff	67.9%	29.6%	1.9%	0.7%	N/A
Classified Staff	56.5%	22.2%	2.5%	1.5%	17.3%
Substitute Staff	61.7%	31.1%	3.8%	0.5%	2.7%



How comfortable are you incorporating new material about people from different backgrounds into your curriculum?

	Extremely	Somewhat	Slightly	Not at all
Certified Staff	58.9%	36.1%	4.2%	0.8%

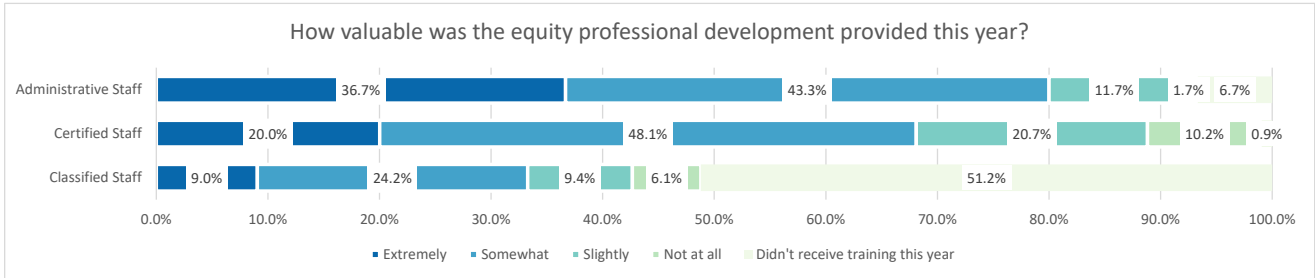


2024 Beaverton School District Staff Survey

Equity

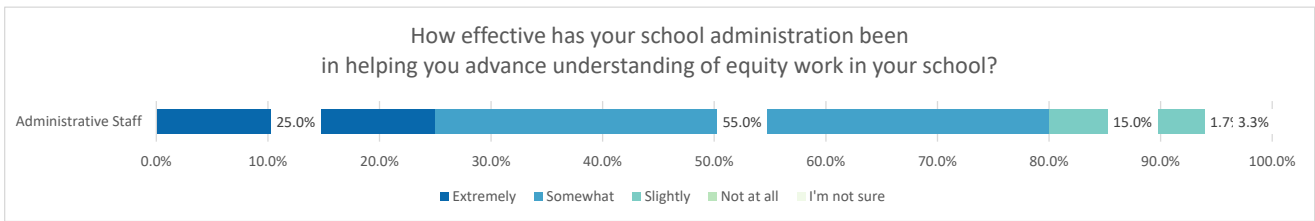
How valuable was the equity professional development provided this year?

	Extremely	Somewhat	Slightly	Not at all	Didn't receive training this year
Administrative Staff	36.7%	43.3%	11.7%	1.7%	6.7%
Certified Staff	20.0%	48.1%	20.7%	10.2%	0.9%
Classified Staff	9.0%	24.2%	9.4%	6.1%	51.2%



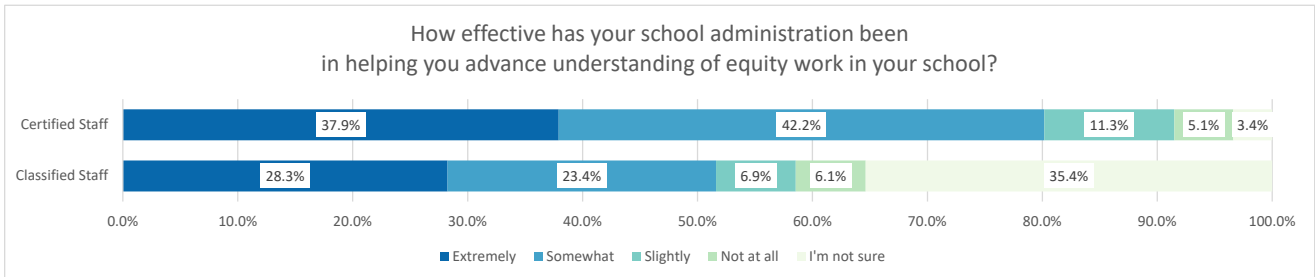
How effective has the district been in helping you advance understanding of equity work in your school?

	Extremely	Somewhat	Slightly	Not at all	I'm not sure
Administrative Staff	25.0%	55.0%	15.0%	1.7%	3.3%



How effective has your school administration been in helping you advance understanding of equity work in your school?

	Extremely	Somewhat	Slightly	Not at all	I'm not sure
Certified Staff	37.9%	42.2%	11.3%	5.1%	3.4%
Classified Staff	28.3%	23.4%	6.9%	6.1%	35.4%



2024 Beaverton School District Staff Survey

Professional Development & Collaboration (Certified Staff Only)

	Percent Agree
The 5D+ Instructional Framework and the feedback I have received from my principal on the framework has helped me improve my instructional practices.	54.8%
I have sufficient time to collaborate with my colleagues.	43.9%
Collaboration with my colleagues has had a positive impact on my instructional practices.	91.2%

*Percent Agree includes Strongly Agree and Agree responses

	Percent Agree	Percent Disagree	Have not participated
The district-level professional development I participated in this year has improved my instructional practice.	48.9%	45.1%	6.0%
The school-level professional development I participated in this year has improved my instructional practice.	59.6%	38.7%	1.7%

*Percent Agree includes Strongly Agree and Agree responses; Percent Disagree includes Strongly Disagree and Disagree responses.

Technology

	Percent Agree Administrative Staff	Percent Agree Certified Staff	Percent Agree Classified Staff	Percent Agree Substitute Staff
I have the necessary technology available to support my work.	96.6%	85.5%	91.1%	88.0%
I have easy access to data to identify student learning needs and monitor student growth.	74.5%	83.8%	N/A	N/A

*Percent Agree includes Strongly Agree and Agree responses