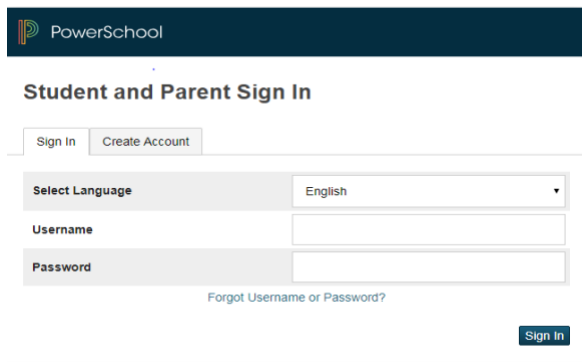


Parents,

Parents/guardians must create a PowerSchool account. This is needed to complete registration in July and will allow you to access all your students from a SINGLE LOGIN. You will also be able to create your own Usernames and Passwords.

You will need to go to the PowerSchool login page: <https://gics.powerschool.com/public> or click onto the PowerSchool link on the school website. You will see the following screen:

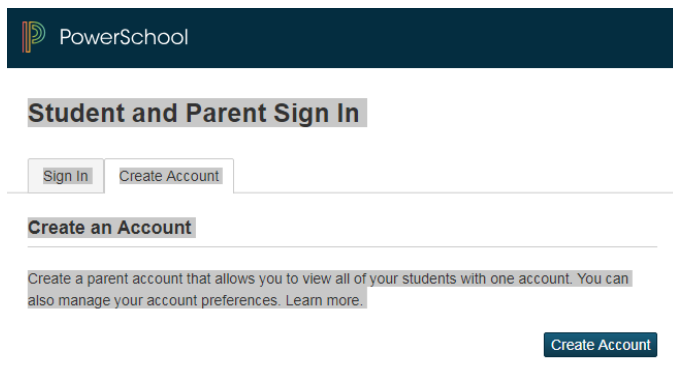
1.



IF YOU ALREADY HAVE AN ACCOUNT PROCEED TO THE BOTTOM OF THE PAGE

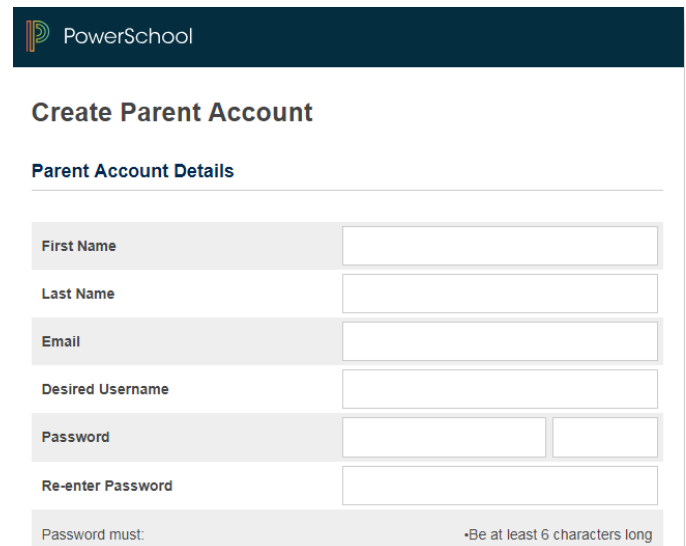
Click on Create Account.

2.



Enter the desired username and password.

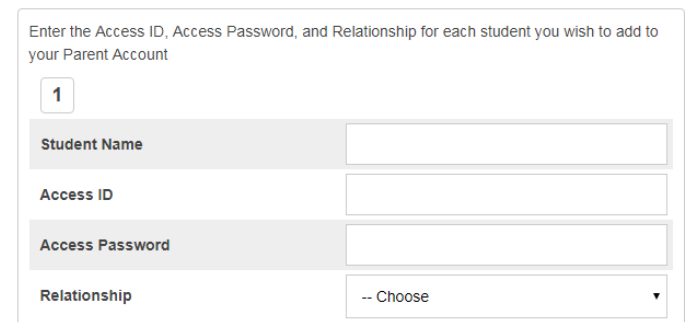
3.



Scroll down the page and populate the “link to Student Accounts” portion.

4.

Link Students to Account



Once all Access ID's and Passwords have been entered then hit enter at the bottom of the page.

You will then be directed to the log in page. Please record your log in information.

(OVER)

If you already have an account, you may add all your students to the single account by clicking the account preferences in the bottom left corner of the parent portal and then selecting the students tab.

Navigation

- Grades and Attendance
- Grade History
- Attendance History
- Email Notification
- Teacher Comments
- Report Cards
- School Bulletin
- Class Registration
- My Schedule
- School Information
- Account Preferences

Account Preferences - Profile

Profile **Students**

If you want to change the e-mail address, username or password associated with your account, please contact the school administrator. To change your name, please contact the school administrator.

First Name:

Last Name:

Account Email:

Select Language

Username:

Current Password:
New password must:

- Be at least 6 characters long