



Ohio's Learning Standards

World Languages and Cultures

Ohio | Department
of Education

Table of Contents

Ohio’s Learning Standards for World Languages and Cultures

Introduction to the Standards.....	3
Organization of the Standards	4
Standards Overview	4-5
FAQs and Coding the Standards.....	5-7

Novice – Advanced

Goals and Benchmarks	8
----------------------------	---

Novice Low – Advanced Low Standards

Interpretive Intercultural Communication	9
Interpretive Literacy	10
Interpersonal Intercultural Communication	11
Interpersonal Literacy.....	12
Presentational Intercultural Communication.....	13
Presentational Literacy.....	14

Novice Low – Advanced Low Progress Indicators

Interpretive Listening and Viewing	15
Interpretive Reading	16
Interpersonal Listening and Speaking or Signing.....	17
Interpersonal Reading and Writing.....	18
Presentational Speaking and Signing.....	19
Presentational Writing.....	20

Progress Indicators for Additional Program Types

Elementary, Immersion, Exploratory	21
Classical Languages	22
American Sign Language	23

Standards Revision Teams

Advisory Committee and Working Group.....	24
---	----

Introduction to Ohio's Learning Standards for World Languages and Cultures

In 2020, the State Board of Education adopted the latest revision of *Ohio's Learning Standards for World Languages and Cultures*. The standards describe what learners should know and be able to do as they build proficiency in the languages they are learning. The standards also provide a foundation for an aligned system designed to improve achievement by raising language proficiency and interculturality. Ultimately, they help ensure learners are well-positioned for success in college and careers in a globally interdependent world upon completion of their K-12 education.

World language specialists in the Ohio Department of Education's Office of Learning and Instructional Strategies facilitated the revision process by engaging diverse stakeholders, soliciting and incorporating a wide range of ideas and viewpoints into numerous drafts, and analyzing and incorporating feedback provided by online reviewers from all over the state. A transparent process was used to ensure active, statewide participation throughout the project's yearlong timeline.

The process used to revise the world language standards, as established by the Ohio Department of Education, continued to incorporate an element of national and international benchmarking to ensure Ohio's standards take into consideration the best research and practices, as well as trends affecting the field. With these requirements in mind, Ohio's new world language learning standards embed the following criteria:

- Align with the national [World Readiness Standards for Learning Languages](#) (2015) of the American Council on the Teaching of Foreign Language (ACTFL);
- Consider the findings of the 2011 national standards impact study titled "[National Foreign Language Standards: Impact and Influence After a Decade Plus](#)";
- Align with the [ACTFL Proficiency Guidelines](#) (2012), and [ACTFL Performance Descriptors for Language Learners](#) (2012);
- Connect to key elements of the [21st Century Skills Map](#) (2011) by ACTFL;
- Align with the [English Language Arts Literacy Standards](#);
- Integrate the [NCSSFL-ACTFL Can-Do Statements for Communication and Intercultural Competence](#) (2017) created by the National Council of State Supervisors for Languages (NCSSFL) in partnership with ACTFL;
- Incorporate elements of [Frameworks for 21st Century Learning](#) (2019) of the Partnership for 21st Century Skills – A Network of Battelle for Kids;
- Are internationally benchmarked against the [Common European Framework of Reference \(CEFR\)](#).

These standards continue to align with the national *World Readiness Standards for Learning Languages* (2015) and the world language standards of nearly every other state in the country. It is important to mention this document continues to fully integrate the well-known Connections, Comparisons and Communities goal areas contained in the national standards. Public feedback continues to support the interweaving of these goal areas within the foundational framework of the Cultures and Communication goals. They have been integrated throughout the benchmarks and learning standards and provide a considerable portion of the foundation for both the Cultures and Communication goals. K-12 language educators should continue to connect their learners to other disciplines to acquire information and diverse perspectives, create opportunities for learners to make linguistic and cultural comparisons and facilitate contact with target language communities where learners can participate using their communication and intercultural skills.

The adoption of these new learning standards fulfills a requirement of Ohio law (Ohio Revised Code 3301.079), which requires the periodic revision of the Ohio learning standards for grades K-12 in world (foreign) language. The law also specifies that the Department of Education revise the model curriculum to provide world language educators with updated support for implementing the revised learning standards. The revised model curriculum will continue to provide high-quality standards-based resources, tools and guidance for teachers to use in planning standards- and proficiency-based instruction and developing local performance assessments.

KEY DESIGN CONSIDERATIONS

Ohio's revised *Learning Standards for World Languages and Cultures* represent a research-supported approach to language learning that prepares learners to use their language proficiency and intercultural competence to participate effectively in a global society. The standards embrace a communicative and proficiency-based approach to teaching and learning a world language that is well-supported by decades of research. Their implementation in world language programs around Ohio will help prepare learners to be successful in both college and the workplace.

The most notable change in the new standards document is the inclusion of proficiency levels in addition to grade bands. This clearly defines learning outcomes across the first seven sublevels of proficiency as defined by the American Council on the Teaching of Foreign Languages: **Novice Low, Novice Mid, Novice High, Intermediate Low, Intermediate Mid, Intermediate High and Advanced Low**. This emphasizes developing language proficiency regardless of the grade level at which the language is learned.

The standards also change the order in which the learning end goals are presented, with Cultures preceding Communication. Placing the Cultures

standards in the first position sends a clear message to Ohio educators that the study of culture is equal to language study. To achieve high levels of proficiency in another language, learners must simultaneously develop their intercultural competence and communicative proficiency.

The revised Cultures goal continues to incorporate the familiar categories of cultural products, practices and perspectives in an integrated way. Most significantly, this goal requires learners to not only gain cultural knowledge but also to develop their cultural competence skills to communicate in appropriate ways. The Cultures goal is intended to be used in an integrated fashion with the Communications goal since language and culture are inextricably linked.

The revised Communication goal continues to be organized around the three modes of communication: interpretive, interpersonal and presentational. These modes, purposefully appearing in this order, correspond to the way in which language learners typically process new information. Learners are first exposed to new information through authentic sources. They build their language proficiency by engaging in listening, reading or viewing comprehension activities, which enable them to form an initial understanding of what they

heard, read or viewed. Next, the learners engage in interpersonal activities. By discussing, questioning and exchanging viewpoints, they expand their understanding of the new information along with their ability to use it in a communicative context. Finally, they present their expanded understanding of the new information to others through writing, speaking or signing. This performance-based framework provides language learners with real-world, culturally rich contexts for communication.

With its focus on building learners' oral and literacy skills, the Communication goal is aligned with the literacy requirements contained in Ohio's English language arts standards. During this most recent revision of the world language standards, continued attention was given to the English language arts literacy standards. The Communication goal clarifies the progression of literacy development across proficiency levels in specialized interpretive literacy, interpersonal literacy and presentational literacy sections. The Communication goal sets parallel expectations between learners' literacy development in English and the development of their second language literacy skills.

ORGANIZATION OF THE STANDARDS

Goals	Goals are the desired end results as learners build their cultural competence and language proficiency to: <ul style="list-style-type: none"> ○ Interact with intercultural competence using knowledge and understanding of native and other cultures; ○ Communicate effectively in languages other than English in person and via technology.
Benchmarks	Benchmarks are specific statements of what learners should know and be able to do interculturally and communicatively within: <ul style="list-style-type: none"> ○ The major proficiency levels of Novice, Intermediate and Advanced; ○ The modes of interpretive, interpersonal and presentational communication.
Standards	Standards are statements of the knowledge and skills that learners master to reach the corresponding benchmark. Standards deconstruct the benchmark proficiency levels into: <ul style="list-style-type: none"> ○ Novice Low through Advanced Low sublevels; ○ Culture, communication and literacy knowledge and skills; ○ Interpretive, interpersonal and presentational knowledge and skills.
Progress Indicators	Progress Indicators show what intercultural communication looks like in a classroom or real-life situation. The indicators in the standards: <ul style="list-style-type: none"> ○ Serve as concrete examples of how progress could be measured across each proficiency sublevel; ○ Include modern languages, classical languages, American Sign Language, and elementary, immersion and exploratory programs; ○ Can be used as written, can be elaborated upon or can be used as examples of how to create personalized progress indicators; ○ Can be modified or reordered by topic, while staying within the descriptors of each proficiency sublevel.

STANDARDS OVERVIEW

Goals: Goals are the desired end results as learners build their cultural competence and language proficiency.

1. Cultures: Interact with intercultural competence using knowledge and understanding of native and other cultures.

- Investigate, reflect on and explain the relationship between products, practices and perspectives.
- Interact with others in and from other cultures.

2. Communication: Communicate effectively in languages other than English in person and via technology.

- **Interpretive:** Identify, understand and analyze input that is heard, read or viewed on a variety of topics from authentic resources.
- **Interpersonal:** Interact and negotiate meaning in spontaneous spoken, written or signed conversations to exchange and share information, reactions, feelings and opinions.
- **Presentational:** Present information, concepts and viewpoints to inform, explain, persuade and narrate in spoken, written or signed language when negotiation of meaning is not possible.

Benchmarks, Standards and Modes of Communication: The Cultures and Communication goals are broken down as follows:

Benchmarks are specific statements of what learners should know and be able to do communicatively and culturally within each major level of proficiency: Novice, Intermediate and Advanced.

Standards, with a progression from Novice Low to Advanced Low, are statements of the knowledge and skills learners must master to reach the corresponding benchmark. Thus, the standards represent a deconstruction of the benchmarks. When mastered in a progressive sequence, with purposeful integration of previously taught concepts, the standards build learner proficiency and contribute to mastery of the benchmarks they support.

Interpretive Communication (Reading, Listening, Viewing)

Learners comprehend the main idea and relevant details in a variety of culturally authentic and age-appropriate oral, written or signed messages. They understand and interpret culturally authentic texts, both nonfictional and fictional, as well as overheard, observed or written conversations. Learners derive meaning using listening, viewing and reading strategies.

Interpersonal Communication (Listening and Speaking, Reading and Writing, Viewing and Signing)

Learners initiate and sustain spontaneous meaningful spoken, written or signed communication by providing and obtaining information, expressing feelings and

emotions, and exchanging opinions in culturally appropriate ways. Learners actively negotiate meaning across languages and cultures to ensure their messages are understood and they can understand others.

Presentational Communication (Speaking, Writing, Signing)

Learners present information, concepts, ideas and viewpoints on a variety of topics to audiences of listeners, readers or viewers for varied purposes. Learners demonstrate linguistic and cultural competence through creative endeavors and artistic expression. Learners use their understanding of culture to convey messages in a manner that facilitates interpretation by others where no direct opportunity for the active negotiation of meaning exists.

Progress Indicators: Progress indicators are examples that show what the standards could look like during learner performance.

The progress indicators that follow each set of standards allow educators to see what performance looks like in a classroom or real-life situation and give concrete samples of how progress could be measured across each proficiency sublevel. *The progress indicators are intended to be examples only* and can be used as written, can be elaborated upon or can be used as examples of how to create personalized progress indicators. Educators

have the freedom to modify or reorder the topics or create their own progress indicators aligned to the proficiency descriptions.

The alignment of Ohio's world languages and cultures standards with the proficiency continuum has resulted in an appropriately rigorous set of expectations for K-12 language learners. Academic rigor is instilled in

teaching, learning and assessment through standards that strengthen learners' capacities to understand content that is complex, ambiguous, provocative and personally or emotionally challenging.

FREQUENTLY ASKED QUESTIONS ABOUT THE STANDARDS

1. WHAT IS THE ROLE OF THE STANDARDS IN THE CLASSROOM? DO THEY TELL TEACHERS WHAT TO TEACH?

The standards define what all learners should know and be able to do. They do not include prescribed lists of resources or language-specific content nor do they tell what or how teachers should teach. For instance, the standards do not specify defined language structures and vocabulary words, but this is fundamental to standards expectations that learners be able to access authentic resources, interact with others and present and share information. Given the large number of languages offered in Ohio schools as well as the wide range of

grade levels where learners begin their language studies, it would be challenging for the standards to enumerate all or even most of the content that learners should learn or in which grades it should be taught.

A well-developed, content-rich curriculum that is consistent with the expectations laid out in this document will complement these standards. The

sample progress indicators in the standards documents, although *not mandated*, give ideas of what performance might look like at each level.

Resources related to [content](#) and [instructional strategies](#) can be found in the model curriculum.

2. WHEN SHOULD TEACHERS EXPECT LEARNERS TO MASTER EACH PROFICIENCY SUBLEVEL?

The standards define a cumulative progression designed to enable learners to meet Intermediate High/Advanced Low by the end of high school in a vertically aligned, well-articulated language program. Intermediate High is consistent with the level at which learners also can earn the [Ohio Seal of Biliteracy](#). Given that programs across the state begin language study in different grade levels, every

program should determine the appropriate sublevel for learners to reach by the end of each school year. The world language model curriculum has a recommended set of [proficiency targets](#) that take into account language, program type and hours of study. While not mandated by the state, these targets serve as a research-based starting point for schools to determine the appropriate

end goals for their learners. Educators should be mindful that learners often master proficiency sublevels at different rates for each mode or skill. By providing a variety of learning opportunities and formative and summative assessments across all three modes of communication and four language skills, teachers and learners will gain insight into areas of strength and areas of focus.

Resources and rubrics related to [assessment of proficiency and performance](#) can be found in the model curriculum.

3. HOW DO I USE THE STANDARDS FOR VERTICAL ALIGNMENT OF LANGUAGE COURSES?

Districts should use the standards to determine the final proficiency goals for their programs. This may vary among districts depending on the number of years of continuous language studies offered. Once the end goal of the program has been determined, the proficiency levels for the previous years will be backward aligned from highest to lowest. [Research-based targets](#) are provided, but they are not state-mandated.

The standards should be looked at as cumulative performance descriptors, in which each sublevel includes all the information from the previous sublevels. For example, the Novice Low and Mid Interpretive standards mention using visuals or gestures to increase comprehension when reading, viewing or listening. The use of visuals or gestures is not mentioned from Novice High through Advanced Low; however, it is understood that any skills mastered in previous sublevels will

be subsumed and built upon in the following sublevels, even if not explicitly stated.

Resources related to [vertical alignment and backward design](#) can be found in the model curriculum.

4. DO THE STANDARDS INCLUDE MODIFICATIONS FOR DIVERSE LEARNERS?

It would be challenging for the standards to fully reflect the great variety in abilities, needs, learning rates and achievement levels of learners in any given classroom. All learners should have equal access to the knowledge and skills necessary in their post-high school lives. The standards do not define the intervention methods or materials to support learners who are below or above language-level expectations.

With the inclusion of proficiency levels as the basis of the standards, programs now have the means for the widest possible range of learners to participate fully from the outset. Using intentional pre-assessment to determine language learners' abilities when they enter a course allows teachers to set appropriate target goals for each learner's growth. For example, native or heritage speakers may have strong speaking and listening skills, but they may have weak reading

and writing skills. Knowing this allows teachers to place learners in the appropriate level course and determine the skills to focus on to progress.

Resources for teaching [diverse learners](#) can be found in the model curriculum.

5. HOW DO AUTHENTIC MATERIALS, TEACHER-CREATED MATERIALS AND TEXTBOOKS FIT INTO THE STANDARDS?

The standards specify the progression and end goals of K-12 learners developing intercultural communicative competence and stronger literacy skills using authentic cultural materials and interactions. The standards do not define how teachers should teach nor the specific materials they should use. Teachers should incorporate a variety of materials and strategies that help learners achieve the end goals, but there is not one set methodology to accomplish this.

Textbooks, leveled readers and teacher-created materials are tools that can serve as a scaffold or bridge to the ultimate goal of learners accessing authentic materials and culture and to increasing communication and literacy skills.

approach. Exposure to a variety of authentic language and cultural resources as early as possible is essential to developing intercultural communicative competence for all learners.

Learners should be exposed to authentic media and texts beginning at Novice Low, regardless of the methodology, learning materials or instructional

Resources related to teaching with [authentic materials](#) for various languages can be found in the model curriculum

6. WHAT IS THE ROLE OF GRAMMAR, ESPECIALLY FOR CLASSICAL LANGUAGES?

The decision on how, when or if grammar is explicitly taught is addressed by educators and curriculum directors of individual language programs, consistent with meeting the expectations of the state standards. Given the large number of languages taught in Ohio, as well as district-determined scope and sequence for courses, it would be challenging for the standards to give specific grammar to teach at each level. Many [best practice strategies](#) for teaching grammar in context are available in the model curriculum.

For classical languages, reading and understanding written messages of the ancient world are key goals for learners. Explicit grammar learning may play an important role in comprehending and using the language of historical texts. As with other languages, the role of grammar should be determined by the teachers and curriculum directors of individual programs. Interpretive listening and presentational or interpersonal speaking and writing also can be important communicative elements in a well-balanced classical language program. The


oral and written use of the language can be employed to build learner interest and heighten understanding of and appreciation for a classical language and its culture.

STANDARDS: Intersection of the *proficiency description* (Low, Mid, High) across the top of the chart and the *language or literacy functions* down the side of the chart.

CODING THE STANDARDS: Mode of communication + proficiency level + number of the standard: **INT-C.NM.2**

Note: Progress Indicator pages are not part of the standards and are not coded.

INTERPRETIVE INTERCULTURAL COMMUNICATION (INT-C)

STANDARDS	NOVICE (NL-NM-NH)			INTERMEDIATE (IL-IM-IH)			ADVANCED LOW (AL)	Proficiency Description
	Novice Low	Novice Mid	Novice High	Intermediate Low	Intermediate Mid	Intermediate High	Advanced Low	
	Identify practiced or familiar words and phrases supported by visuals, gestures and facial expressions.	Identify basic facts from practiced or familiar words and phrases supported by visuals, gestures and facial expressions.	Identify the topic and basic related information from simple sentences.	Identify the topic and related information from simple and connected sentences.	Understand the main idea and key information from connected sentences and short paragraphs.	Follow the main message or flow of events from paragraphs across various time frames.	Understand the underlying message and some supporting details across major time frames.	
Investigate Intercultural Products, Practices and Perspectives	INT-C.NL.1. Recognize a few typical products and practices related to familiar, everyday life in native and other cultures.	INT-C.NM.1. Identify typical cultural products and practices related to familiar, everyday life in native and other cultures to help understand perspectives.	INT-C.NH.1. Identify and compare typical products and practices related to familiar, everyday life in native and other cultures to help understand perspectives.	INT-C.IL.1. Compare products and practices related to everyday life or personal interests to help understand perspectives in native and other cultures.	INT-C.IM.1. Compare products and practices from concrete researched topics or personal studies to understand perspectives in native and other cultures.	INT-C.IH.1. Relate products and practices from concrete researched topics or personal studies to perspectives in native and other cultures.	INT-C.AL.1. Analyze how products and practices of public and personal interest are related to perspectives in native and other cultures.	STANDARDS
Compare Intercultural Behaviors	INT-C.NL.2. Recognize a few very simple behaviors in other cultures.	INT-C.NM.2. Identify familiar or everyday behaviors in other cultures.	INT-C.NH.2. Identify and compare familiar or everyday behaviors in native and other cultures.	INT-C.IL.2. Identify appropriate and inappropriate everyday behaviors in native and other cultures.	INT-C.IM.2. Compare appropriate and inappropriate behaviors in native and other cultures.	INT-C.IH.2. Relate significant differences in behavior to cultural norms in native and other cultures.	INT-C.AL.2. Analyze how to adjust behavior according to cultural norms in familiar situations in native and other cultures.	
Comprehend Authentic Texts* that are Spoken, Written or Signed	INT-C.NL.3. Understand a few familiar words or phrases in: a. Authentic informational texts; b. Authentic fictional texts; c. Overheard or observed conversations.	INT-C.NM.3. Understand very basic information in: a. Authentic informational texts; b. Authentic fictional texts; c. Overheard or observed conversations.	INT-C.NH.3. Understand the topic and some isolated facts in: a. Authentic informational texts; b. Authentic fictional texts; c. Overheard or observed conversations.	INT-C.IL.3. Understand the topic and relevant information in: a. Complex authentic informational texts; b. complex authentic fictional texts; c. Complex overheard or observed	INT-C.IM.3. Understand the main idea and supporting information in: a. Complex authentic informational texts; b. Complex authentic fictional texts; c. Complex overheard or observed conversations.	INT-C.IH.3. Relate components of: a. Complex authentic informational texts; b. Complex authentic fictional texts; c. Complex overheard or observed conversations.	INT-C.AL.3. Analyze components of: a. Complex authentic informational texts; b. Complex authentic fictional texts; c. Complex overheard or observed conversations.	


Functions

Ohio's Learning Standards for World Languages and Cultures

Cultures Goal	<p>Interact with intercultural competence using knowledge and understanding of native and other cultures.</p> <ul style="list-style-type: none"> Investigate, reflect on and explain the relationship between products, practices and perspectives. Interact with others in and from other cultures.
Communication Goal	<p>Communicate effectively in languages other than English in person and via technology.</p> <ul style="list-style-type: none"> INTERPRETIVE: Identify, understand and analyze input that is heard, read or viewed on a variety of topics from authentic resources. INTERPERSONAL: Interact and negotiate meaning in spontaneous spoken, written or signed conversations to exchange and share information, reactions, feelings and opinions. PRESENTATIONAL: Present information, concepts and viewpoints to inform, explain, persuade and narrate in spoken, written or signed language when negotiation of meaning is not possible.


BENCHMARKS	NOVICE (N)	INTERMEDIATE (I)	ADVANCED (A)
INTERCULTURAL Communication (ICC)	<ol style="list-style-type: none"> Identify typical products and practices to help understand perspectives in native and other cultures using the target language. Interact at a survival level in everyday contexts with people in and from other cultures using the target language and appropriate rehearsed behaviors. 	<ol style="list-style-type: none"> Make comparisons between products and practices to help understand perspectives in native and other cultures using the target language. Interact at a functional level in familiar contexts with people in and from other cultures using the target language and appropriate learned behaviors. 	<ol style="list-style-type: none"> Explain some diversity among products and practices and how it relates to perspectives in native and other cultures using the target language. Interact at a competent level in familiar and some unfamiliar contexts with people in and from other cultures using the target language and adjusting behaviors as needed.
INTERPRETIVE Communication (INT-C)	<ol style="list-style-type: none"> Comprehend information in very familiar, everyday contexts from authentic texts that are spoken, written or signed. Identify the general topic and basic information from words, phrases and simple sentences in authentic informational and fictional texts and overheard or observed conversations. 	<ol style="list-style-type: none"> Comprehend information in a variety of familiar contexts from authentic texts that are spoken, written or signed. Understand the main idea and related information from connected sentences and short paragraphs in authentic informational and fictional texts and overheard or observed conversations. 	<ol style="list-style-type: none"> Comprehend information in a wide variety of familiar and general interest contexts from authentic texts that are spoken, written or signed. Understand the main message and supporting details from paragraphs across various time frames in complex, organized authentic texts and overheard or observed conversations.
INTERPERSONAL Communication (INP-C)	<ol style="list-style-type: none"> Communicate in spontaneous spoken, written or signed conversations on very familiar, everyday topics. Request and provide information using a variety of practiced or familiar words, phrases, simple sentences and questions. 	<ol style="list-style-type: none"> Communicate in spontaneous spoken, written or signed conversations on familiar topics. Exchange information using connected sentences and a variety of questions. 	<ol style="list-style-type: none"> Maintain spontaneous spoken, written or signed conversations and discussions on familiar and unfamiliar concrete topics. Discuss and explain information, incorporating various time frames, series of connected sentences, paragraphs and probing questions.
PRESENTATIONAL Communication (P-C)	<ol style="list-style-type: none"> Present prepared or spontaneous information on very familiar, everyday topics through written, spoken or signed language. Inform, narrate and express preferences and opinions using a variety of practiced or familiar words, phrases and simple sentences. 	<ol style="list-style-type: none"> Present prepared or spontaneous information on familiar topics through written, spoken or signed language. Explain, narrate and express viewpoints using sentences and series of connected sentences. 	<ol style="list-style-type: none"> Present detailed and organized presentations on familiar as well as unfamiliar concrete researched topics. Analyze, narrate and convey persuasive arguments using various time frames and paragraphs.

INTERPRETIVE INTERCULTURAL COMMUNICATION (INT-C)

STANDARDS 	NOVICE (NL-NM-NH)			INTERMEDIATE (IL-IM-IH)			ADVANCED LOW (AL)
	Novice Low	Novice Mid	Novice High	Intermediate Low	Intermediate Mid	Intermediate High	Advanced Low
	Identify practiced or familiar words and phrases supported by visuals, gestures and facial expressions.	Identify basic facts from practiced or familiar words and phrases supported by visuals, gestures and facial expressions.	Identify the topic and basic related information from simple sentences.	Identify the topic and related information from simple and connected sentences.	Understand the main idea and key information from connected sentences and short paragraphs.	Follow the main message or flow of events from paragraphs across various time frames.	Understand the underlying message and some supporting details across major time frames.
Investigate Intercultural Products, Practices and Perspectives	INT-C.NL.1. Recognize a few typical products and practices related to familiar, everyday life in native and other cultures.	INT-C.NM.1. Identify typical cultural products and practices related to familiar, everyday life in native and other cultures to help understand perspectives.	INT-C.NH.1. Identify and compare typical products and practices related to familiar, everyday life in native and other cultures to help understand perspectives.	INT-C.IL.1. Compare products and practices related to everyday life or personal interests to help understand perspectives in native and other cultures.	INT-C.IM.1. Compare products and practices from concrete researched topics or personal studies to understand perspectives in native and other cultures.	INT-C.IH.1. Relate products and practices from concrete researched topics or personal studies to perspectives in native and other cultures.	INT-C.AL.1. Analyze how products and practices of public and personal interest are related to perspectives in native and other cultures.
Compare Intercultural Behaviors	INT-C.NL.2. Recognize a few very simple behaviors in other cultures.	INT-C.NM.2. Identify familiar or everyday behaviors in other cultures.	INT-C.NH.2. Identify and compare familiar or everyday behaviors in native and other cultures.	INT-C.IL.2. Identify appropriate and inappropriate everyday behaviors in native and other cultures.	INT-C.IM.2. Compare appropriate and inappropriate behaviors in native and other cultures.	INT-C.IH.2. Relate significant differences in behavior to cultural norms in native and other cultures.	INT-C.AL.2. Analyze how to adjust behavior according to cultural norms in familiar situations in native and other cultures.
Comprehend Authentic Texts* that are Spoken, Written or Signed	INT-C.NL.3. Understand a few familiar words or phrases in: a. Authentic informational texts; b. Authentic fictional texts; c. Overheard or observed conversations.	INT-C.NM.3. Understand very basic information in: a. Authentic informational texts; b. Authentic fictional texts; c. Overheard or observed conversations.	INT-C.NH.3. Understand the topic and some isolated facts in: a. Authentic informational texts; b. Authentic fictional texts; c. Overheard or observed conversations.	INT-C.IL.3. Understand the topic and relevant information in: a. Complex authentic informational texts; b. complex authentic fictional texts; c. Complex overheard or observed conversations.	INT-C.IM.3. Understand the main idea and supporting information in: a. Complex authentic informational texts; b. Complex authentic fictional texts; c. Complex overheard or observed conversations.	INT-C.IH.3. Relate components of: a. Complex authentic informational texts; b. Complex authentic fictional texts; c. Complex overheard or observed conversations.	INT-C.AL.3. Analyze components of: a. Complex authentic informational texts; b. Complex authentic fictional texts; c. Complex overheard or observed conversations.


**Authentic texts are defined as target language content that has been created by native speakers for native speakers that learners read, hear or view.*

INTERPRETIVE LITERACY (INT-LIT)


STANDARDS 	NOVICE (NL-NM-NH)			INTERMEDIATE (IL-IM-IH)			ADVANCED LOW (AL)
	Novice Low	Novice Mid	Novice High	Intermediate Low	Intermediate Mid	Intermediate High	Advanced Low
	Use literacy skills to make meaning from authentic texts* that are spoken, written or signed.	Use literacy skills to comprehend authentic texts that are spoken, written or signed.	Use literacy skills to comprehend authentic texts that are spoken, written or signed.	Use literacy skills to comprehend authentic texts that are spoken, written or signed.	Use literacy skills to deepen understanding of authentic texts that are spoken, written or signed.	Use literacy skills to deepen understanding of authentic texts that are spoken, written or signed.	Use literacy skills to deepen understanding of authentic texts that are spoken, written or signed.
Infer Meaning and Nuances of Texts	INT-LIT.NL.1. Recognize cognates and familiar or practiced words, as well as non-traditional letters, accents, characters or tone marks.	INT-LIT.NM.1. Recognize cognates and words from context, as well as non-traditional letters, accents, characters or tone marks.	INT-LIT.NH.1. Recognize cognates and infer meaning of unfamiliar words or phrases using context clues and background knowledge.	INT-LIT.IL.1. Infer meaning of unfamiliar phrases using context clues, background knowledge and related word families.	INT-LIT.IM.1. Infer meaning of unfamiliar phrases using context clues, background knowledge and related word families.	INT-LIT.IH.1. Infer underlying message of text via literary devices used, such as anecdotes, satire or suspense.	INT-LIT.AL.1. Infer nuances of text via literary devices used, such as alliteration, juxtaposition or symbolism.
Recognize and Use Organizational Features of Texts	INT-LIT.NL.2. Recognize visual, aural and organizational features to identify the purpose of very simple texts, such as lists, labels, headlines or titles.	INT-LIT.NM.2. Recognize visual, aural and organizational features to identify the purpose of simple texts, such as infographics, song refrains, simple poems or schedules.	INT-LIT.NH.2. Use visual, aural and organizational features to identify the purpose of simple texts, such as fables, graphics, announcements or instructions.	INT-LIT.IL.2. Use visual, aural and organizational features to identify the author's purpose and point of view in straightforward texts, such as poetry, short stories, charts, or pros and cons.	INT-LIT.IM.2. Use visual, aural and organizational features to compare the points of view of various authors on similar topics in straightforward texts, such as short novels, survey results, recommendations or cause and effect.	INT-LIT.IH.2. Use visual, aural and organizational features to compare and relate the points of view of various authors on similar topics in complex texts, such as novels, descriptions, song lyrics, or problems and solutions.	INT-LIT.AL.2. Use visual, aural and organizational features to analyze the points of view of various authors in complex texts, such as novels, reports, rationales or editorials.
Apply Self-Questioning Skills	INT-LIT.NL.3. Use literal or factual self-questioning before, during and after engaging with texts, such as "Who, where, when, what or how many?"	INT-LIT.NM.3. Use literal or factual self-questioning before, during and after engaging with texts, such as "What time, who is, why or how?"	INT-LIT.NH.3. Use a mixture of literal and inferential self-questioning before, during and after engaging with texts, such as "What happened or what might happen next?"	INT-LIT.IL.3. Use inferential self-questioning before, during and after engaging with texts, such as "Why did the character do this or what can I conclude about the actions of a character?"	INT-LIT.IM.3. Use analytical self-questioning before, during and after engaging with texts, such as "What evidence is provided or what is confusing?"	INT-LIT.IH.3. Use evaluative self-questioning before, during and after engaging with texts, such as "What would I change or do I agree with the author?"	INT-LIT.AL.3. Use critical self-questioning before, during and after engaging with texts, such as "Who is affected by this or how is this similar to a certain group of people?"
Make Text Connections	INT-LIT.NL.4. Make personal connections to a text using prior knowledge or experiences.	INT-LIT.NM.4. Make personal connections to a text using prior knowledge or experiences.	INT-LIT.NH.4. Make simple text-to-text connections using information from previous texts.	INT-LIT.IL.4. Make text-to-text connections using information from previous texts.	INT-LIT.IM.4. Make text-to-world connections using information from previous texts, research and diverse sources.	INT-LIT.IH.4. Make in-depth connections among various texts using researched information from diverse sources.	INT-LIT.AL.4. Make in-depth connections among various texts using researched information from diverse sources.
Select, Use and Cite Resources	INT-LIT.NL.5. Use digital and cultural resources appropriately.	INT-LIT.NM.5. Use digital and cultural resources appropriately.	INT-LIT.NH.5. Select relevant digital and cultural resources and use appropriately.	INT-LIT.IL.5. Select relevant digital and cultural resources, use appropriately and cite accurately.	INT-LIT.IM.5. Select relevant digital and cultural resources, use appropriately and cite accurately.	INT-LIT.IH.5. Select a variety of relevant digital and cultural resources, use appropriately and cite accurately.	INT-LIT.AL.5. Select a variety of relevant digital and cultural resources, use appropriately and cite accurately.

*Authentic texts are defined as target language content that has been created by native speakers for native speakers that learners read, hear or view.


INTERPERSONAL INTERCULTURAL COMMUNICATION (INP-C)

STANDARDS 	NOVICE (NL-NM-NH)			INTERMEDIATE (IL-IM-IH)			ADVANCED LOW (AL)
	Novice Low	Novice Mid	Novice High	Intermediate Low	Intermediate Mid	Intermediate High	Advanced Low
	Communicate with others by answering a few practiced questions with words and phrases and the help of visuals or gestures.	Communicate with others by asking and answering a few practiced questions using words, phrases and simple sentences.	Communicate with others by asking and answering practiced and some original questions using simple sentences most of the time.	Exchange information and ask appropriate follow-up questions using simple created sentences.	Negotiate meaning while exchanging information in conversations and ask a variety of follow-up questions using connected sentences and series of connected sentences.	Negotiate meaning while exchanging information in extended conversations and discussions and ask a variety of questions using connected sentences that may form paragraphs across various time frames.	Maintain discussions and extended conversations using a few simple paragraphs across major time frames.
Investigate Intercultural Products, Practices and Perspectives	INP-C.NL.1. Identify a few typical products and practices related to familiar, everyday life in native and other cultures.	INP-C.NM.1. Identify typical products and practices related to familiar, everyday life in native and other cultures.	INP-C.NH.1. Identify products and practices related to everyday life to help understand perspectives of native and other cultures.	INP-C.IL.1. Compare products and practices related to everyday life and personal interests or studies to help understand perspectives of native and other cultures.	INP-C.IM.1. Compare products and practices of personal interest or researched topics to help understand perspectives of native and other cultures.	INP-C.IH.1. Compare products and practices of personal interest or researched topics to help understand perspectives of native and other cultures.	INP-C.AL.1. Share how a variety of products and practices of public and personal interest are related to perspectives of native and other cultures.
Interact with Culturally Appropriate Language and Behaviors	INP-C.NL.2. Interact in very familiar intercultural situations using practiced language and behaviors and show cultural awareness by recognizing a few culturally inappropriate behaviors.	INP-C.NM.2. Interact in very familiar intercultural situations using practiced language and behaviors and show cultural awareness by recognizing culturally inappropriate behaviors.	INP-C.NH.2. Interact in familiar, everyday intercultural situations using practiced language and behaviors and show cultural awareness by recognizing culturally inappropriate behaviors.	INP-C.IL.2. Converse in familiar situations at school, work or play using appropriate learned behaviors and avoiding major social blunders.	INP-C.IM.2. Converse in familiar situations at school, work or play using appropriate learned behaviors and avoiding major social blunders.	INP-C.IH.2. Converse in familiar situations at school, work or play using appropriate learned behaviors and avoiding major social blunders, recognizing that significant differences exist among cultures.	INP-C.AL.2. Converse in familiar and some unfamiliar situations showing some awareness of subtle cultural differences by adjusting behavior accordingly.
Exchange Information and Ideas	INP-C.NL.3. Provide basic information on very familiar topics.	INP-C.NM.3. Request and share simple information on familiar or everyday topics.	INP-C.NH.3. Request and share information on familiar and everyday topics.	INP-C.IL.3. Converse on a variety of familiar topics.	INP-C.IM.3. Converse on a variety of familiar topics and some concrete researched topics.	INP-C.IH.3. Converse on a variety of familiar and concrete researched topics.	INP-C.AL.3. Discuss a variety of familiar and unfamiliar concrete researched topics.
Meet Personal Needs or Address Situations	INP-C.NL.4. Express a few basic personal needs in very familiar situations.	INP-C.NM.4. Express basic needs in familiar or everyday situations.	INP-C.NH.4. Interact with others to meet basic needs in familiar and everyday situations.	INP-C.IL.4. Interact with others to meet needs in familiar and everyday situations.	INP-C.IM.4. Interact with others to meet needs in a variety of familiar and everyday situations.	INP-C.IH.4. Meet needs in a variety of familiar and everyday situations, sometimes involving a complication.	INP-C.AL.4. Resolve an unexpected complication in a familiar or everyday situation.
Express, React to and Support Preferences, Opinions or Viewpoints	INP-C.NL.5. Express a few basic preferences or feelings.	INP-C.NM.5. Express basic preferences or feelings and react to those of others.	INP-C.NH.5. Express, ask about and react to simple preferences, feelings or opinions on familiar topics.	INP-C.IL.5. Express, ask about and react with some detail to preferences, feelings or opinions on familiar topics.	INP-C.IM.5. Exchange and react to preferences, feelings, opinions and simple advice on a variety of familiar topics.	INP-C.IH.5. Explain and react to viewpoints, emotions and advice on a variety of familiar topics and some concrete researched topics.	INP-C.AL.5. Explain, react to and compare viewpoints, emotions and advice on a variety of familiar and unfamiliar concrete researched topics.


INTERPERSONAL LITERACY (INP-LIT)

STANDARDS 	NOVICE (NL-NM-NH)			INTERMEDIATE (IL-IM-IH)			ADVANCED LOW (AL)
	Novice Low	Novice Mid	Novice High	Intermediate Low	Intermediate Mid	Intermediate High	Advanced Low
	Use interpersonal skills to interact and communicate effectively.	Use interpersonal skills to interact, negotiate meaning and communicate effectively.	Use interpersonal skills to interact, negotiate meaning and communicate effectively.	Use interpersonal skills to interact, negotiate meaning and communicate effectively.	Use interpersonal skills to interact, negotiate meaning and communicate effectively.	Use interpersonal skills to interact, negotiate meaning and communicate effectively.	Use interpersonal skills to interact, negotiate meaning and communicate effectively.
Communicate, React and Show Interest	INP-LIT.NL.1. Use familiar, relevant vocabulary and structures and rehearsed or imitated cultural behaviors to communicate, react and show interest.	INP-LIT.NM.1. Use familiar, relevant vocabulary and structures and rehearsed or imitated cultural behaviors to communicate, react and show interest.	INP-LIT.NH.1. Use culturally appropriate and relevant language and rehearsed or learned behaviors to communicate, react and show interest.	INP-LIT.IL.1. Use culturally appropriate and relevant language, syntax and learned behaviors to communicate, react and show interest.	INP-LIT.IM.1. Use culturally appropriate and relevant language, syntax and learned behaviors to communicate, react and show interest.	INP-LIT.IH.1. Use culturally appropriate and relevant content and syntax and begin to adjust language or behaviors as needed to communicate, react and show interest.	INP-LIT.AL.1. Use culturally appropriate and relevant content and syntax and adjust language or behaviors as needed to communicate, react and show interest.
Continue and Extend Conversations	INP-LIT.NL.2. Use a few very simple verbal or nonverbal interjections, rejoinders or requests for clarification.	INP-LIT.NM.2. Use very simple verbal and nonverbal interjections, rejoinders, requests for clarification, interrogatives or transition words.	INP-LIT.NH.2. Use simple interjections, rejoinders, requests for clarification, interrogatives and transition words.	INP-LIT.IL.2. Use a variety of simple interjections, rejoinders, interrogatives and transitions.	INP-LIT.IM.2. Use some complex interjections, rejoinders, interrogatives and transitions.	INP-LIT.IH.2. Use a variety of complex interjections, rejoinders, interrogatives and transitions.	INP-LIT.AL.2. Use a variety of complex interjections, rejoinders, interrogatives and transitions.
Increase Comprehensibility and Clarity of Expression	INP-LIT.NL.3. Increase comprehensibility using gestures, hand shapes, facial expressions, repetition or awareness of pronunciation.	INP-LIT.NM.3. Increase comprehensibility using gestures, hand shapes, facial expressions, repetition, word substitution or awareness of pronunciation, tone or pitch.	INP-LIT.NH.3. Increase comprehensibility and clarify information using word substitution, rephrasing, circumlocution and attention to pronunciation, tone or pitch.	INP-LIT.IL.3. Enhance comprehensibility and clarify information using simple explanations, rephrasing, circumlocution and some consistency in pronunciation, tone or pitch.	INP-LIT.IM.3. Enhance comprehensibility and clarity using simple explanations, rephrasing, circumlocution, self-correction and mostly consistent pronunciation, tone or pitch.	INP-LIT.IH.3. Enhance comprehensibility and clarity using self-correction, paraphrasing, and mostly consistent pronunciation, tone or pitch, register, and rate of speech.	INP-LIT.AL.3. Enhance comprehensibility and clarity using paraphrasing, elaboration, consistent pronunciation, tone or pitch, register, and rate of speech.
Infer Meaning of Unfamiliar Language	INP-LIT.NL.4. Infer meaning of unfamiliar language from gestures, facial and body expressions or context clues during simple interactions.	INP-LIT.NM.4. Infer meaning of unfamiliar language from gestures, facial and body expressions or context clues during simple interactions.	INP-LIT.NH.4. Infer meaning of unfamiliar language from gestures, facial and body expressions, context clues or topic of conversation.	INP-LIT.IL.4. Infer meaning of unfamiliar language from context or topic of conversation.	INP-LIT.IM.4. Infer meaning of unfamiliar language from context or topic of conversation.	INP-LIT.IH.4. Infer meaning of unfamiliar language from context or topic of discussion.	INP-LIT.AL.4. Infer meaning of unfamiliar language from context or topic of discussion.
Select, Use and Cite Resources	INP-LIT.NL.5. Use digital and cultural resources appropriately.	INP-LIT.NM.5. Use digital and cultural resources appropriately.	INP-LIT.NH.5. Select relevant digital and cultural resources and use appropriately.	INP-LIT.IL.5. Select relevant digital and cultural resources, use appropriately and cite accurately.	INP-LIT.IM.5. Select relevant digital and cultural resources, use appropriately and cite accurately.	INP-LIT.IH.5. Select a variety of relevant digital and cultural resources, use appropriately and cite accurately.	INP-LIT.AL.5. Select a variety of relevant digital and cultural resources, use appropriately and cite accurately.


PRESENTATIONAL INTERCULTURAL COMMUNICATION (P-C)

STANDARDS 	NOVICE (NL-NM-NH)			INTERMEDIATE (IL-IM-IH)			ADVANCED LOW (AL)
	Novice Low	Novice Mid	Novice High	Intermediate Low	Intermediate Mid	Intermediate High	Advanced Low
	Present information using practiced or familiar words and phrases with the help of gestures or visuals.	Present information using a mixture of practiced and familiar words, phrases and simple sentences.	Present information using mostly simple sentences and transitions.	Present information using simple sentences and transitions.	Present information using organized connected sentences and series of connected sentences.	Present information using organized connected sentences that may form paragraphs across various time frames.	Present information using a few simple paragraphs across major time frames.
Investigate Intercultural Products, Practices and Perspectives	P-C.NL.1. Identify a few typical products and practices related to familiar, everyday life in native and other cultures.	P-C.NM.1. Identify typical products and practices related to familiar, everyday life in native and other cultures.	P-C.NH.1. Identify similarities and differences between typical products and practices related to everyday life to help understand perspectives of native and other cultures.	P-C.IL.1. Compare products and practices related to everyday life and personal interests or studies to help understand perspectives of native and other cultures.	P-C.IM.1. Compare products and practices of personal interest or researched topics to help understand perspectives of native and other cultures.	P-C.IH.1. Compare products and practices of personal interest or researched topics to help understand perspectives of native and other cultures.	P-C.AL.1. Explain how a variety of products and practices of public and personal interest are related to perspectives of native and other cultures.
Communicate with Culturally Appropriate Language and Behaviors	P-C.NL.2. Present in very familiar intercultural situations using memorized or practiced language and behaviors.	P-C.NM.2. Present in very familiar intercultural situations using practiced or learned language and behaviors.	P-C.NH.2. Present in very familiar situations using appropriate learned behaviors to show basic cultural awareness.	P-C.IL.2. Present in familiar situations using appropriate learned behaviors and avoiding major social blunders, recognizing that significant differences exist among cultures.	P-C.IM.2. Present in familiar situations using appropriate learned behaviors and avoiding common social blunders, recognizing that significant differences exist among cultures.	P-C.IH.2. Present to an audience using appropriate learned behaviors and show some understanding of cultural differences by adjusting behavior as needed in familiar contexts.	P-C.AL.2. Present confidently to an audience and show some understanding of cultural differences by adjusting behavior as needed in familiar and some unfamiliar contexts.
Inform, Describe or Explain	P-C.NL.3. Name very familiar people, places and objects.	P-C.NM.3. Give simple information about very familiar topics.	P-C.NH.3. Give simple descriptions of familiar and everyday topics.	P-C.IL.3. Inform on, describe and explain familiar and everyday topics.	P-C.IM.3. Inform on, describe and explain a variety of familiar topics and some concrete researched topics.	P-C.IH.3. Inform on, describe and explain a variety of familiar and concrete researched topics.	P-C.AL.3. Inform on, describe and explain some concrete academic, social and career-related topics of interest.
Narrate About Life, Events or Experiences	P-C.NL.4. Provide very basic details about self.	P-C.NM.4. Provide simple details about self, interests and activities.	P-C.NH.4. Provide details about personal life, interests and activities.	P-C.IL.4. Narrate about personal life, activities, events and experiences.	P-C.IM.4. Narrate about some past, present or future personal and social events and experiences.	P-C.IH.4. Narrate about past, present and future personal experiences and school and community events.	P-C.AL.4. Narrate about personal, community and career-related experiences.
Support Preferences, Opinions or Viewpoints	P-C.NL.5. Express likes and dislikes about very familiar topics from native and other cultures.	P-C.NM.5. Express likes and dislikes about familiar topics from native and other cultures.	P-C.NH.5. Express preferences on familiar and everyday topics or topics of interest from native and other cultures.	P-C.IL.5. Express preferences and opinions with supporting reasons or evidence on familiar and personal interest topics from native and other cultures.	P-C.IM.5. State a viewpoint with supporting reasons or evidence on familiar and personal interest topics from native and other cultures.	P-C.IH.5. State a viewpoint with supporting evidence on a variety of familiar and personal studies topics from native and other cultures.	P-C.AL.5. Present an argument with supporting evidence on some researched academic, social and career-related topics of interest from native and other cultures.


PRESENTATIONAL LITERACY (P-LIT)

STANDARDS 	NOVICE (NL-NM-NH)			INTERMEDIATE (IL-IM-IH)			ADVANCED LOW (AL)
	Novice Low	Novice Mid	Novice High	Intermediate Low	Intermediate Mid	Intermediate High	Advanced Low
	Use presentational skills to communicate effectively.	Use presentational skills to communicate effectively.	Use presentational skills to communicate effectively.	Use presentational skills to communicate effectively.	Use presentational skills to communicate effectively.	Use presentational skills to communicate effectively.	Use presentational skills to communicate effectively.
Choose Relevant, Authentic Content and Concepts	P-LIT.NL.1. Use authentic resources and familiar vocabulary and structures that are relevant to the topic.	P-LIT.NM.1. Use authentic resources, and familiar vocabulary and structures that are relevant to the topic.	P-LIT.NH.1. Use authentic resources and familiar content, structures and syntax that are relevant to the topic.	P-LIT.IL.1. Use authentic resources, content, structures and syntax that are relevant to the topic.	P-LIT.IM.1. Use authentic resources, content, syntax and concepts that are relevant to the topic.	P-LIT.IH.1. Use authentic resources, content, syntax, concepts and cultural references that are relevant to the topic.	P-LIT.AL.1. Use a variety of authentic resources, content, syntax, concepts and cultural references that are relevant to the topic.
Organize Information	P-LIT.NL.2. Organize very simple information in a logical sequence and clarify with gestures or visuals as needed by the audience.	P-LIT.NM.2. Organize information in a logical sequence, with topic sentence, simple details and conclusion, and clarify with gestures, visuals or words as needed by the audience.	P-LIT.NH.2. Organize information in a logical sequence, with topic sentence, simple details and conclusion, and clarify with simple language or circumlocution as needed by the audience.	P-LIT.IL.2. Organize information in a cohesive format with transitions and clarify with simple language or explanations as needed by the audience.	P-LIT.IM.2. Organize information in a cohesive format with complex transitions and clarify with simple explanations as needed by the audience.	P-LIT.IH.2. Organize information in a cohesive format and explain or clarify as needed by the audience.	P-LIT.AL.2. Organize information in a cohesive format and explain or elaborate as needed by the audience.
Increase Comprehensibility and Clarity of Expression	P-LIT.NL.3. Communicate with emerging awareness of pronunciation, spelling, mechanics, hand shapes or signing parameters to increase comprehensibility.	P-LIT.NM.3. Communicate with awareness of pronunciation, spelling, mechanics, hand shapes or signing parameters to increase comprehensibility.	P-LIT.NH.3. Communicate with attention to pronunciation, spelling, mechanics, hand shapes or signing parameters to increase comprehensibility.	P-LIT.IL.3. Communicate with attention to accuracy of spoken, written or signed components of language to increase comprehensibility.	P-LIT.IM.3. Communicate with attention to accuracy of spoken, written or signed components of language to increase comprehensibility.	P-LIT.IH.3. Approximate native pronunciation and syntax to increase comprehensibility.	P-LIT.AL.3. Approximate native pronunciation and syntax to increase comprehensibility.
Maintain and Increase Audience Interest	P-LIT.NL.4. Maintain audience interest via gestures, creativity, emotion, technology or visuals.	P-LIT.NM.4. Maintain audience interest via content, creativity, emotion, humor, technology or visuals.	P-LIT.NH.4. Maintain audience interest via details, creativity, emotion, humor, technology or visuals.	P-LIT.IL.4. Maintain audience interest via description, style, technology or visuals.	P-LIT.IM.4. Increase audience interest via elaboration, style, technology or visuals.	P-LIT.IH.4. Increase audience interest via elaboration, style, technology or visuals.	P-LIT.AL.4. Increase audience interest via elaboration, style, technology or visuals.
Select, Use and Cite Resources	P-LIT.NL.5. Use digital and cultural resources appropriately.	P-LIT.NM.5. Use digital and cultural resources appropriately.	P-LIT.NH.5. Select relevant digital and cultural resources and use appropriately.	P-LIT.IL.5. Select relevant digital and cultural resources, use appropriately and cite accurately.	P-LIT.IM.5. Select relevant digital and cultural resources, use appropriately and cite accurately.	P-LIT.IH.5. Select a variety of relevant digital and cultural resources, use appropriately and cite accurately.	P-LIT.AL.5. Select a variety of relevant digital and cultural resources, use appropriately and cite accurately.


INTERPRETIVE LISTENING AND VIEWING

	NOVICE			INTERMEDIATE			ADVANCED LOW
PROGRESS INDICATORS	Novice Low	Novice Mid	Novice High	Intermediate Low	Intermediate Mid	Intermediate High	Advanced Low
	 <i>Communicative progress indicators will be developed at the district level and could include the following:</i>						
Investigate Intercultural Products, Practices and Perspectives	<ul style="list-style-type: none"> Identify a few very familiar cultural products and practices in native and other cultures, such as: <ul style="list-style-type: none"> Holidays, celebrations; School supplies, school schedules. 	<ul style="list-style-type: none"> Identify similarities and differences between typical cultural products and practices to help understand perspectives in native and other cultures, such as: <ul style="list-style-type: none"> Food, mealtimes, importance of dining together; Clothing, leisure activities, appropriate dress. 	<ul style="list-style-type: none"> Identify and make simple comparisons between typical cultural products and practices to help understand perspectives in native and other cultures, such as: <ul style="list-style-type: none"> Video and cell phones, school life, importance of extracurriculars; Currency, shopping, saving vs spending. 	<ul style="list-style-type: none"> Compare everyday cultural products, practices and perspectives in native and other cultures, such as: <ul style="list-style-type: none"> Professions, work hours, attitudes toward vacation time; TV channels, prime time programming, popularity of various shows. 	<ul style="list-style-type: none"> Compare the relationships among everyday cultural products, practices and perspectives in native and other cultures, such as: <ul style="list-style-type: none"> Arts, dancing, ideas of beauty; Literature, cultural events, importance of traditions. 	<ul style="list-style-type: none"> Compare the relationships among familiar and unfamiliar cultural products, practices and perspectives in native and other cultures, such as: <ul style="list-style-type: none"> Green products, recycling, earth-friendly beliefs; Historical events, social norms, value of demonstrations. 	<ul style="list-style-type: none"> Analyze the relationships among global cultural products, practices and perspectives in native and other cultures, such as: <ul style="list-style-type: none"> Pharmaceuticals, use of antibiotics, attitudes toward vaccinations; National identity, globalized practices, perspectives on use of foreign words.
Comprehend Informational Media or Content	<ul style="list-style-type: none"> Recognize a few individual words in a voicemail or public announcement. 	<ul style="list-style-type: none"> Recognize repeated words, taglines or short quotes from jingles, travel ads or movie trailers. 	<ul style="list-style-type: none"> Identify individual facts from radio or video ads, such as product name, cost and where to buy it. 	<ul style="list-style-type: none"> Identify the topic and simple related information from a cultural documentary or story. 	<ul style="list-style-type: none"> Compare the targeted age group and demographics from publicity for several newly released films. 	<ul style="list-style-type: none"> Break down the marketing strategies of two video ads promoting similar products. 	<ul style="list-style-type: none"> Analyze the marketing strategies of a popular modern-day product or service and compare to strategies used to promote it in the past.
Comprehend Fictional Media or Content	<ul style="list-style-type: none"> Recognize common opening and closing words in oral or video storytelling. 	<ul style="list-style-type: none"> Identify simple phrases describing physical or personality traits of a cartoon or movie character. 	<ul style="list-style-type: none"> Identify individual events in an episode of a video-series, including characters, setting or theme. 	<ul style="list-style-type: none"> Compare events in a video series, including connections, sequencing or importance to the story line. 	<ul style="list-style-type: none"> Compare two short literary or fiction films, including characters, authors' points of view, conflicts or tone. 	<ul style="list-style-type: none"> Relate an event in a historical fiction film to a similar historical or current event, including causes, outcomes or impact of the events. 	<ul style="list-style-type: none"> Analyze a film to determine the moral of the story or relationships among characters.
Follow Instructions	<ul style="list-style-type: none"> Follow simple directions for classroom tasks or routines. 	<ul style="list-style-type: none"> Follow directions to pack a suitcase or fill in a graphic organizer. 	<ul style="list-style-type: none"> Follow simple steps in an online video to make food or draw an image. 	<ul style="list-style-type: none"> Follow multistep instructions to create a craft or take medication. 	<ul style="list-style-type: none"> Follow a series of directions to a destination or to build a model from a kit. 	<ul style="list-style-type: none"> Follow an online tutorial to change a tire or redecorate a bedroom. 	<ul style="list-style-type: none"> Follow how-to videos for gamers or job interviews.
Comprehend Overheard or Observed Conversations	<ul style="list-style-type: none"> Recognize very basic information or questions from overheard or observed conversations, such as greetings, introductions, name, title or age. 	<ul style="list-style-type: none"> Identify basic information and questions from overheard or observed conversations, such as phone number, residence, family members and occupation. 	<ul style="list-style-type: none"> Identify simple information and questions about weekend plans or preferences from a conversation among peers. 	<ul style="list-style-type: none"> Understand details from a planning session about what people should wear to a dance or a server's questions about someone's dinner order. 	<ul style="list-style-type: none"> Understand storyline and details from friends' conversation about a bad date or questions between team members about a collaborative project. 	<ul style="list-style-type: none"> Understand the cause of an argument between people in a public place or an interview of a celebrity as to what he or she has done or plans to do while visiting a city. 	<ul style="list-style-type: none"> Understand differing or similar views from a discussion about room remodeling between designer and customer or debates on candidates' past beliefs and future plans.


INTERPRETIVE READING

	NOVICE			INTERMEDIATE			ADVANCED LOW
PROGRESS INDICATORS	Novice Low	Novice Mid	Novice High	Intermediate Low	Intermediate Mid	Intermediate High	Advanced Low
	 <i>Communicative progress indicators will be developed at the district level and could include the following:</i>						
Investigate Intercultural Products, Practices and Perspectives	<ul style="list-style-type: none"> Identify a few very familiar cultural products and practices in native and other cultures, such as: <ul style="list-style-type: none"> Greetings, how people greet others; Clothing, how people dress. 	<ul style="list-style-type: none"> Identify similarities and differences between typical cultural products and practices to understand perspectives in native and other cultures, such as: <ul style="list-style-type: none"> Decorations, how people celebrate, reasons for celebrations; Types of houses, dining habits, size of rooms. 	<ul style="list-style-type: none"> Identify and make simple comparisons between typical cultural products and practices to help understand perspectives in native and other cultures, such as: <ul style="list-style-type: none"> Meals, grocery shopping, food trends; Rooms in a house, use of space, size of appliances. 	<ul style="list-style-type: none"> Compare everyday cultural products, practices and perspectives in native and other cultures, such as: <ul style="list-style-type: none"> Graphic novels, reading, the role of literacy in learning and life; Landmarks, behavior at landmarks, how landmarks represent national identity. 	<ul style="list-style-type: none"> Compare the relationships among everyday cultural products, practices and perspectives in native and other cultures, such as: <ul style="list-style-type: none"> Invitations, special occasions, cultural value of celebrations; Ancient architecture, religious ceremonies, impact of mythology. 	<ul style="list-style-type: none"> Determine the relationships among familiar and unfamiliar cultural products, practices and perspectives in native and other cultures, such as: <ul style="list-style-type: none"> Family structures, weddings, treatment of elders; Obituaries, funerals, attitudes toward death. 	<ul style="list-style-type: none"> Analyze the relationships among global cultural products, practices and perspectives in native and other cultures, such as: <ul style="list-style-type: none"> Love poems, marriage, discrimination; Political groups, public speaking, social class nuances.
Comprehend Informational Media or Content	<ul style="list-style-type: none"> Recognize a few individual words in school schedules, menus or headlines. 	<ul style="list-style-type: none"> Identify items on a shopping list, food label categories or information from a weather forecast with symbols. 	<ul style="list-style-type: none"> Identify the topic and a few events in a family story or historical account. 	<ul style="list-style-type: none"> Identify the position and requirements in a job application. 	<ul style="list-style-type: none"> Understand the qualifications among job applicants to choose the best fit for a position. 	<ul style="list-style-type: none"> Relate the impact of sequential historical events to modern-day happenings. 	<ul style="list-style-type: none"> Understand basic information from researched-based journals or political treatises.
Comprehend Fictional Media or Content	<ul style="list-style-type: none"> Recognize characters' names in a fairy tale or a few words in a movie poster. 	<ul style="list-style-type: none"> Identify simple facts from captions in an illustrated book or simple phrases describing a story character. 	<ul style="list-style-type: none"> Identify some details or actions from a scene in a play, including characters, setting or theme. 	<ul style="list-style-type: none"> Compare events in two short stories or poems, such as theme, connections, sequencing or importance to the story line. 	<ul style="list-style-type: none"> Compare short literary works from different genres, including plot points, authors' points of view, conflicts or tone. 	<ul style="list-style-type: none"> Relate the sequence of events in a folktale to a plot twist. 	<ul style="list-style-type: none"> Analyze fictional texts to determine culturally ingrained messages and perspectives.
Follow Instructions	<ul style="list-style-type: none"> Follow familiar instructions or routines posted in the classroom. 	<ul style="list-style-type: none"> Follow a printed schedule or simple website recipe. 	<ul style="list-style-type: none"> Follow multiple steps to learn a simple dance or complete a scavenger hunt. 	<ul style="list-style-type: none"> Follow multistep directions to create an outfit for a cultural event. 	<ul style="list-style-type: none"> Follow a series of directions to arrive at a destination. 	<ul style="list-style-type: none"> Follow multistep instructions to submit an online job application. 	<ul style="list-style-type: none"> Follow a multistep tutorial for writing an argumentative essay.
Comprehend Written Conversations	<ul style="list-style-type: none"> Recognize question words in a text or email. 	<ul style="list-style-type: none"> Recognize very common abbreviations in a social media post. 	<ul style="list-style-type: none"> Identify simple descriptions in a group text. 	<ul style="list-style-type: none"> Understand the main idea or opinions expressed in an observed social media thread. 	<ul style="list-style-type: none"> Compare the opinions and perspectives of individuals participating in an online discussion or social media thread. 	<ul style="list-style-type: none"> Determine the main points of a debate between people in a blog post. 	<ul style="list-style-type: none"> Compare cultural perspectives that influence the opinions of participants in an online thread, such as the definition of family.


INTERPERSONAL LISTENING AND SPEAKING OR SIGNING

	NOVICE			INTERMEDIATE			ADVANCED LOW
PROGRESS INDICATORS	Novice Low	Novice Mid	Novice High	Intermediate Low	Intermediate Mid	Intermediate High	Advanced Low
	 <p><i>Communicative progress indicators will be developed at the district level and could include the following:</i></p>						
Investigate Intercultural Products, Practices and Perspectives	<ul style="list-style-type: none"> Answer a few simple questions about very familiar cultural products and practices in native and other cultures, such as: <ul style="list-style-type: none"> Flags, flag design; Days of the week, telling the date. 	<ul style="list-style-type: none"> Ask and answer a few simple questions about typical cultural products and practices to help understand perspectives in native and other cultures, such as: <ul style="list-style-type: none"> Invitations, special occasions, reasons for celebrations; Rooms in a house, house design, what makes a house a home. 	<ul style="list-style-type: none"> Exchange simple information about similarities and differences between typical cultural products and practices to help understand perspectives in native and other cultures, such as: <ul style="list-style-type: none"> School schedules, course selections, importance of academics; National parks, study of geography, importance of natural resources. 	<ul style="list-style-type: none"> Exchange information to make simple comparisons between everyday cultural products and practices to help understand perspectives in native and other cultures, such as: <ul style="list-style-type: none"> Monuments, traditional events, national identity; Daily routines, leisure activities, value of free time. 	<ul style="list-style-type: none"> Exchange information to compare everyday cultural products, practices and perspectives in native and other cultures, such as: <ul style="list-style-type: none"> Fashion houses, clothing trends, attitude toward thrift shops; Social media, ways people communicate, how technology affects socializing. 	<ul style="list-style-type: none"> Exchange information to compare the relationships among familiar and unfamiliar cultural products, practices and perspectives in native and other cultures, such as: <ul style="list-style-type: none"> Commercials, advertising, what sells a product; Buildings, neighborhoods, how city design affects lifestyles. 	<ul style="list-style-type: none"> Exchange information to compare the relationships among global cultural products, practices and perspectives in native and other cultures, such as: <ul style="list-style-type: none"> Migrant workers, seasonal hiring, acculturation; Public schools, educational testing, role of education in quality of life.
Interact with Culturally Appropriate Language and Behaviors	<ul style="list-style-type: none"> Imitate culturally appropriate behavior at a festival or holiday celebration. 	<ul style="list-style-type: none"> Use rehearsed culturally appropriate behavior when purchasing an item. 	<ul style="list-style-type: none"> Use foreign currency with an understanding of its conversion value. 	<ul style="list-style-type: none"> Demonstrate culturally appropriate greeting and leave-taking behaviors when visiting a business. 	<ul style="list-style-type: none"> Demonstrate respect through culturally appropriate dress and voice volume when visiting historical sites. 	<ul style="list-style-type: none"> Demonstrate culturally appropriate reactions and behaviors when trying unfamiliar food or drink. 	<ul style="list-style-type: none"> Offer culturally appropriate gifts in a socially conventional manner as a guest at a celebration.
Exchange Information and Ideas	<ul style="list-style-type: none"> Respond when asked the price of a lunch item. 	<ul style="list-style-type: none"> Ask and answer simple questions about the weather when deciding what to wear to an outdoor event. 	<ul style="list-style-type: none"> Ask and answer simple questions about an infographic on a topic of interest. 	<ul style="list-style-type: none"> Exchange information with a friend about work schedule and weekend availability. 	<ul style="list-style-type: none"> Make plans with a friend to go to a concert, such as how much to spend on tickets, merchandise for sale, transportation and how to dress. 	<ul style="list-style-type: none"> Research and discuss the school or health care systems in various cultures and how they reflect societal attitudes. 	<ul style="list-style-type: none"> Research and discuss various political systems, including political parties, form of government and voting process.
Meet Personal Needs or Address Situations	<ul style="list-style-type: none"> Volunteer when the teacher asks for help in the classroom. 	<ul style="list-style-type: none"> Interact with the waiter to ask for food at a café or restaurant. 	<ul style="list-style-type: none"> Interact with a group of friends to plan deadlines and who will do what for an upcoming event. 	<ul style="list-style-type: none"> Interact with a pharmacist to describe a simple ailment and agree upon treatment. 	<ul style="list-style-type: none"> Interact with the waiter to substitute vegan or gluten-free ingredients for menu items. 	<ul style="list-style-type: none"> Exchange ideas for postsecondary options with representatives at a college and career fair. 	<ul style="list-style-type: none"> Negotiate a refund for an item that broke after the warranty expired.
Express, React to and Support Preferences, Opinions or Viewpoints	<ul style="list-style-type: none"> Tell favorite type of animal or pet to a visitor from an international zoo. 	<ul style="list-style-type: none"> Ask and answer simple questions with a peer about favorite singers or movies. 	<ul style="list-style-type: none"> Exchange opinions about which photo apps are more useful than others and tell why. 	<ul style="list-style-type: none"> Compare the importance of sports with peers from another culture via video chat. 	<ul style="list-style-type: none"> Exchange opinions about movies in cinema club and argue whether the book or movie is better. 	<ul style="list-style-type: none"> Interact via social media or live podcast to exchange and support personal viewpoints on an upcoming election. 	<ul style="list-style-type: none"> Discuss and compare the pros and cons of university entrance requirements in various cultures with a teacher or advisor.


INTERPERSONAL READING AND WRITING

	NOVICE			INTERMEDIATE			ADVANCED LOW
PROGRESS INDICATORS	Novice Low	Novice Mid	Novice High	Intermediate Low	Intermediate Mid	Intermediate High	Advanced Low
	 <i>Communicative progress indicators will be developed at the district level and could include the following:</i>						
Investigate Intercultural Products, Practices and Perspectives	<ul style="list-style-type: none"> Answer a few simple questions about very familiar cultural products and practices in native and other cultures, such as: <ul style="list-style-type: none"> Months, calendars; Types of pets, popular pet names. 	<ul style="list-style-type: none"> Ask and answer a few simple questions about typical cultural products and practices to help understand perspectives in native and other cultures, such as: <ul style="list-style-type: none"> Famous artists, art styles, art appreciation; School subjects, required tests, teen attitudes toward testing. 	<ul style="list-style-type: none"> Exchange simple information about similarities and differences between typical cultural products and practices to help understand perspectives in native and other cultures, such as: <ul style="list-style-type: none"> Monuments, monument names, national pride; Cultural landmarks, architecture, landmarks' popularity. 	<ul style="list-style-type: none"> Exchange information to make simple comparisons between everyday cultural products and practices to help understand perspectives in native and other cultures, such as: <ul style="list-style-type: none"> Youth hostels, sightseeing, sense of personal space; Transportation options, how people travel, global exploration. 	<ul style="list-style-type: none"> Exchange information to compare everyday cultural products, practices and perspectives in native and other cultures, such as: <ul style="list-style-type: none"> Reusable bags, recycling, environmental responsibility; Food pyramid, exercise routines, trends in dieting. 	<ul style="list-style-type: none"> Exchange information to compare the relationships among familiar and unfamiliar cultural products, practices and perspectives in native and other cultures, such as: <ul style="list-style-type: none"> Curriculum vitae, applying for a job, employer expectations; Postsecondary education, applying for university, societal value of various professions. 	<ul style="list-style-type: none"> Exchange information to compare the relationships among global cultural products, practices and perspectives in native and other cultures, such as: <ul style="list-style-type: none"> Material comforts, lifestyles, value of efficiency; Exports, trade practices, disaster relief efforts.
Interact with Culturally Appropriate Language and Behaviors	<ul style="list-style-type: none"> Use culturally appropriate greetings or abbreviations in a text message. 	<ul style="list-style-type: none"> Use culturally appropriate word order and punctuation when exchanging time, date, phone number or price. 	<ul style="list-style-type: none"> Use culturally appropriate formatting of contact information when purchasing an item or event ticket from an online seller. 	<ul style="list-style-type: none"> Use culturally appropriate salutation, titles and signature line in a simple email exchange. 	<ul style="list-style-type: none"> Use culturally appropriate formatting, salutation, titles and closing in a formal email exchange. 	<ul style="list-style-type: none"> Use culturally appropriate formatting, syntax, punctuation and capitalization when exchanging formal or informal emails. 	<ul style="list-style-type: none"> Use culturally appropriate personal details, academic information, terminology and formatting when corresponding with references from a job application.
Exchange Information and Ideas	<ul style="list-style-type: none"> Tell what time lunch is in response to a new student's text. 	<ul style="list-style-type: none"> Ask and answer questions about weather, hobbies or hometown in an online conversation. 	<ul style="list-style-type: none"> Send an electronic invitation to teachers for an upcoming school performance and answer questions they may have. 	<ul style="list-style-type: none"> Create a Venn diagram with a peer comparing the way holidays are celebrated in various cultures. 	<ul style="list-style-type: none"> Discuss and compare academic testing requirements and purposes in response to a blog post. 	<ul style="list-style-type: none"> Collaborate with an online group or organization to publicize an upcoming event. 	<ul style="list-style-type: none"> Interact online with a career counselor to discuss in-demand jobs where a second language is advantageous.
Meet Personal Needs or Address Situations	<ul style="list-style-type: none"> Respond to a family member's text asking what type of takeout food to bring home. 	<ul style="list-style-type: none"> Exchange holiday greetings with a peer or family member via text message. 	<ul style="list-style-type: none"> Exchange information with your manager at work to request a day off or change your schedule. 	<ul style="list-style-type: none"> Work with a peer via an online document to complete an assignment for a specific course. 	<ul style="list-style-type: none"> Email an employer to express interest in a job and ask for more details about desired experience. 	<ul style="list-style-type: none"> Text a friend to explain why weekend plans were canceled and what the alternative plans will be. 	<ul style="list-style-type: none"> Exchange correspondence with an event planner to make changes to an upcoming celebration.
Express, React to and Support Preferences, Opinions or Viewpoints	<ul style="list-style-type: none"> Respond to a simple interactive survey about favorite pets, movies or clothes. 	<ul style="list-style-type: none"> React to a text from a friend about a new movie and ask for an opinion about the film. 	<ul style="list-style-type: none"> Write to an e-pal to talk about a new favorite singer from another culture. 	<ul style="list-style-type: none"> Compare the importance of and opportunities for extracurricular activities in various cultures. 	<ul style="list-style-type: none"> Exchange personal reactions to a blog post in the comments section and respond to others' comments. 	<ul style="list-style-type: none"> Give advice online to a foreign student who has questions about studying in the USA. 	<ul style="list-style-type: none"> Write a rebuttal to an editorial that criticized today's youth in comparison to past generations and request further evidence to support the point of view.


PRESENTATIONAL SPEAKING OR SIGNING

	NOVICE			INTERMEDIATE			ADVANCED LOW
PROGRESS INDICATORS	Novice Low	Novice Mid	Novice High	Intermediate Low	Intermediate Mid	Intermediate High	Advanced Low
	 <p><i>Communicative progress indicators will be developed at the district level and could include the following:</i></p>						
Investigate Intercultural Products, Practices and Perspectives	<ul style="list-style-type: none"> Name very familiar cultural products and practices in native and other cultures, such as: <ul style="list-style-type: none"> Foods, portion size; Artists, art movements. 	<ul style="list-style-type: none"> Identify typical cultural products and practices to help understand perspectives in native and other cultures, such as: <ul style="list-style-type: none"> Invitations, special occasions, rites of passage; Tongue twisters, typical games, value of traditional rhymes. 	<ul style="list-style-type: none"> Identify similarities and differences between typical cultural products and practices to help understand perspectives in native and other cultures, such as: <ul style="list-style-type: none"> School schedules, course selections, importance of academics; Rooms in a house, house design, what makes a house a home. 	<ul style="list-style-type: none"> Make simple comparisons between everyday cultural products and practices to help understand perspectives in native and other cultures, such as: <ul style="list-style-type: none"> Museums, works of art, national identity; Minimum wage, work week hours, value of time off. 	<ul style="list-style-type: none"> Compare everyday cultural products, practices and perspectives in native and other cultures, such as: <ul style="list-style-type: none"> Clothing, personal style, appropriate attire; Social media, ways people communicate, levels of formality in relationships. 	<ul style="list-style-type: none"> Compare the relationships among familiar and unfamiliar cultural products, practices and perspectives in native and other cultures, such as: <ul style="list-style-type: none"> Commercials, advertising, what sells a product; Buildings, architectural styles, how city design affects lifestyles. 	<ul style="list-style-type: none"> Compare the relationships among global cultural products, practices and perspectives in native and other cultures, such as: <ul style="list-style-type: none"> Migrant workers, seasonal hiring, acculturation; Public schools, educational testing, role of education in quality of life.
Communicate with Culturally Appropriate Language and Behaviors	<ul style="list-style-type: none"> Use culturally appropriate language and rehearsed or imitated behavior. 	<ul style="list-style-type: none"> Use culturally appropriate language and rehearsed or imitated behavior. 	<ul style="list-style-type: none"> Use culturally appropriate language and learned behaviors. 	<ul style="list-style-type: none"> Use culturally appropriate language and learned behaviors. 	<ul style="list-style-type: none"> Use culturally appropriate language and learned behaviors. 	<ul style="list-style-type: none"> Use culturally appropriate language and begin to adjust behaviors as needed. 	<ul style="list-style-type: none"> Show awareness of some subtle differences among cultural behaviors and adjust accordingly.
Inform, Describe or Explain	<ul style="list-style-type: none"> List familiar places on a state or local map when planning a trip. 	<ul style="list-style-type: none"> Give simple information about classes or teachers when presenting a schedule. 	<ul style="list-style-type: none"> Describe simple daily routines, such as eating lunch in the cafeteria or getting ready for school. 	<ul style="list-style-type: none"> Create a video to introduce a school or program for visiting exchange students. 	<ul style="list-style-type: none"> Give a presentation on a literary figure or author and his or her contributions to society. 	<ul style="list-style-type: none"> Explain postsecondary and career options from a college and job fair to your peers. 	<ul style="list-style-type: none"> Explain the significance of a historical event and its impact on present-day society.
Provide Instructions	<ul style="list-style-type: none"> Give a phone number or the combination to unlock a locker. 	<ul style="list-style-type: none"> Use familiar commands and courtesy phrases when playing a game with peers. 	<ul style="list-style-type: none"> Give a friend driving directions from school to a destination. 	<ul style="list-style-type: none"> Provide multistep instructions at a health fair to maintain a healthy lifestyle or exercise program. 	<ul style="list-style-type: none"> Give a peer instructions on how to obtain a driver's permit, prepare a healthy meal or format an outline for a term paper. 	<ul style="list-style-type: none"> Produce a podcast giving the steps to complete a scientific experiment or solve a math equation. 	<ul style="list-style-type: none"> Explain the steps and results of a scientific experiment that tested a hypothesis.
Narrate About Life, Events or Experiences	<ul style="list-style-type: none"> Tell name, age, phone number and email address when introducing oneself. 	<ul style="list-style-type: none"> Give simple likes, dislikes, personality and physical traits of self and other members in a family tree. 	<ul style="list-style-type: none"> Tell a simple story about a family or vacation photo, answering who, what, where, when and why questions. 	<ul style="list-style-type: none"> Give details about what happened or will happen during a long weekend. 	<ul style="list-style-type: none"> Make a video or live dramatization of a literary work, creating a surprise ending or changing the author's point of view. 	<ul style="list-style-type: none"> Describe the benefits of volunteering for a recent or upcoming community event based on personal experience. 	<ul style="list-style-type: none"> Describe the personal impact of a community issue, such as drug addiction or affordable housing.
Support a Preference, Opinion, Viewpoint or Argument	<ul style="list-style-type: none"> Tell likes and dislikes of clothing colors, free-time activities, songs or menu items. 	<ul style="list-style-type: none"> Tell degree of personal preferences for holidays, foods, actors or authors. 	<ul style="list-style-type: none"> Recommend places to shop, eat or vacation using simple description or details. 	<ul style="list-style-type: none"> Tell preferred apps for contacting friends, sharing photos, video chats or other purposes. 	<ul style="list-style-type: none"> Support a personal opinion about school cell phone policy. 	<ul style="list-style-type: none"> Argue to change a controversial school policy based on current research or societal norms. 	<ul style="list-style-type: none"> Take a position on a historical, literary or current event, with reasoning to support this position.


PRESENTATIONAL WRITING

	NOVICE			INTERMEDIATE			ADVANCED LOW
PROGRESS INDICATORS	Novice Low	Novice Mid	Novice High	Intermediate Low	Intermediate Mid	Intermediate High	Advanced Low
	 <i>Communicative progress indicators will be developed at the district level and could include the following:</i>						
Investigate Intercultural Products, Practices and Perspectives	<ul style="list-style-type: none"> Name very familiar cultural products and practices in native and other cultures, such as: <ul style="list-style-type: none"> Careers, formal and informal titles; School supplies, back-to-school events. 	<ul style="list-style-type: none"> Identify typical cultural products and practices to help understand perspectives in native and other cultures, such as: <ul style="list-style-type: none"> Musical instruments, music performances, music appreciation; School subjects, telling time, importance of school. 	<ul style="list-style-type: none"> Identify similarities and differences between typical cultural products and practices to help understand perspectives in native and other cultures, such as: <ul style="list-style-type: none"> Monuments, architecture, national pride; National parks, history of park names, popular parks. 	<ul style="list-style-type: none"> Make simple comparisons between everyday cultural products and practices to help understand perspectives in native and other cultures, such as: <ul style="list-style-type: none"> Youth hostels, sightseeing, sense of personal space; Literary works, literary movements, societal value of literature. 	<ul style="list-style-type: none"> Compare everyday cultural products, practices and perspectives in native and other cultures, such as: <ul style="list-style-type: none"> Reusable bags, recycling, environmental responsibility; Food pyramid, exercise frequency, trends in dieting. 	<ul style="list-style-type: none"> Compare the relationships among familiar and unfamiliar cultural products, practices and perspectives in native and other cultures, such as: <ul style="list-style-type: none"> Curriculum vitae, applying for a job, employer expectations; Postsecondary education, applying for university, societal value of professions. 	<ul style="list-style-type: none"> Compare the relationships among global cultural products, practices and perspectives in native and other cultures, such as: <ul style="list-style-type: none"> Material comforts, lifestyles, value of efficiency; Exports, trade practices, disaster relief efforts.
Communicate with Culturally Appropriate Language and Behaviors	<ul style="list-style-type: none"> Use culturally appropriate greetings or abbreviations in a text message. 	<ul style="list-style-type: none"> Use culturally appropriate word order and punctuation when writing time, date, address, phone number or price. 	<ul style="list-style-type: none"> Use culturally appropriate formatting of contact information when purchasing an online item or ticket to an event. 	<ul style="list-style-type: none"> Use culturally appropriate salutation, titles and signature line in a simple email or letter. 	<ul style="list-style-type: none"> Use culturally appropriate formatting, salutation, titles and closing in a formal email or letter. 	<ul style="list-style-type: none"> Use culturally appropriate formatting, syntax, punctuation and capitalization in bibliographies or letters. 	<ul style="list-style-type: none"> Use culturally appropriate personal details, academic information, terminology and formatting when writing a curriculum vitae.
Inform, Describe or Explain	<ul style="list-style-type: none"> Use a simple catchphrase in a text message to a friend. 	<ul style="list-style-type: none"> Create a meme with a simple caption to describe oneself. 	<ul style="list-style-type: none"> Publish a simple promotional poster or video to advertise a school, literary or musical event. 	<ul style="list-style-type: none"> Create a brochure or flyer on local attractions for prospective students or community members. 	<ul style="list-style-type: none"> Write a blog entry summarizing an interview with a personal role model or a review of a book. 	<ul style="list-style-type: none"> Summarize personal takeaways and professional knowledge gained from an internship with a community leader. 	<ul style="list-style-type: none"> Compare family roles and structures across cultures and the impact on the younger generation.
Provide Instructions	<ul style="list-style-type: none"> Write a simple shopping list for school supplies, food, clothes or books. 	<ul style="list-style-type: none"> Provide information in a passport application before a trip overseas. 	<ul style="list-style-type: none"> Fill in a planner with steps to meet a deadline for a school, work or extracurricular project. 	<ul style="list-style-type: none"> Give a friend directions for using various public transportation options to meet at a desired destination. 	<ul style="list-style-type: none"> Create an infographic with step-by-step recipes for traditional desserts the international club will sell at a local festival. 	<ul style="list-style-type: none"> Write an International Week blog post for the school website, explaining the steps and movements for a traditional dance. 	<ul style="list-style-type: none"> Create a webpage with transportation or route options for street closings due to a parade, road work or a demonstration.
Narrate About Life, Events or Experiences	<ul style="list-style-type: none"> Text personal contact information to a friend, such as name, email address and social media username. 	<ul style="list-style-type: none"> Make a Venn diagram comparing physical and personality traits of two friends, family members or fictional characters. 	<ul style="list-style-type: none"> Compare soccer fans to rugby or football fans in an article for the school newspaper. 	<ul style="list-style-type: none"> Create a trip review for an ecotourism website on traveling abroad in an environmentally friendly manner. 	<ul style="list-style-type: none"> Write an essay about an impactful childhood experience for a semester abroad application. 	<ul style="list-style-type: none"> Write an editorial for a local target culture newsletter explaining how marketing strategies affected a recent purchase or entertainment choice. 	<ul style="list-style-type: none"> Create a presentation for international business guests on how social media has influenced a culturally ingrained business perspective.
Support a Preference, Opinion, Viewpoint or Argument	<ul style="list-style-type: none"> List favorite technology devices in a classroom survey. 	<ul style="list-style-type: none"> Rank favorite and least favorite entertainment options for an online survey. 	<ul style="list-style-type: none"> Make a top five list of music streaming platforms, listing pros and cons for each. 	<ul style="list-style-type: none"> Write a book review, including specific details to encourage or discourage reading this book. 	<ul style="list-style-type: none"> Prepare speaking points for participation in a debate about the value of cell phones in class. 	<ul style="list-style-type: none"> Advise the teacher about the best apps to help learn languages outside of class and why they work. 	<ul style="list-style-type: none"> Create a fundraiser public service announcement for a health care issue that has had a personal impact.


ELEMENTARY, IMMERSION, EXPLORATORY

		NOVICE		
PROGRESS INDICATORS	Novice Low	Novice Mid	Novice High	
		 <i>Communicative progress indicators will be developed at the district level and could include the following:</i>		
Investigate Intercultural Products and Practices to Help Understand Perspectives	<ul style="list-style-type: none"> Identify a few very familiar cultural products and practices in native and other cultures, such as: <ul style="list-style-type: none"> Traditional foods, celebrating holidays; School supplies, addressing teachers; Free-time activities, what to wear; Calendar, telling the date; Greeting friends and adults; Flags and flag colors; Children’s songs and accompanying actions. 	<ul style="list-style-type: none"> Identify similarities and differences between typical products and practices in native and other cultures, such as: <ul style="list-style-type: none"> Products and practices related to content in other classes; Food, mealtimes; Decorations, how people celebrate; Invitations, special occasions; Rooms in a house, house design; Famous artists, art styles; School subjects, school schedules. 	<ul style="list-style-type: none"> Identify similarities and differences between typical products and practices in native and other cultures, such as: <ul style="list-style-type: none"> Products and practices related to content in other classes; Monuments, architecture; Currency, metric conversion; Sports, popular events; Meals, grocery shopping. 	
Interpretive Listening, Viewing or Reading	<ul style="list-style-type: none"> Recognize or draw simple letters, numbers or shapes that are similar to content taught in other classes. Recognize a few individual words in children’s songs, simple rhymes, poems, chants or book titles. Recognize or draw a few individual words from posters or labeled objects inside the classroom. Match a letter, character, word or color to an image. Follow simple classroom instructions or routines. Recognize a character’s name in a story or fairy tale. 	<ul style="list-style-type: none"> Recognize words, phrases or simple facts related to content taught in other classes. Recognize repeated words, taglines or short quotes from jingles, ads, movies, songs, rhymes, chants or poems. Identify simple phrases describing physical or personality traits of a cartoon or movie character. Follow classroom instructions, routines and schedules. Identify simple information from words and symbols in a weather forecast, science experiment or math problem. 	<ul style="list-style-type: none"> Understand words, phrases or information related to content taught in other classes. Draw images as they are described. Follow simple steps to create an object, play a game, solve a puzzle or follow a scavenger hunt. Understand simple messages on greeting cards. Identify a few product details from an ad or commercial. Identify a few events in a cartoon, TV show or movie clip. Identify information in a simple diagram or infographic. 	
Interpersonal Communication	<ul style="list-style-type: none"> Respond to simple questions related to content taught in other classes. Greet and say goodbye to peers or adults. Respond to simple questions such as telling name, age, address and phone number. Respond to simple questions about family, friends, pets or activities. Respond to simple questions such as favorite color, sports team, food or animal. Respond to simple math problems, such as how many pennies are in a nickel. Exchange simple well-wishes on birthdays or holidays. Volunteer when the teacher asks for help. 	<ul style="list-style-type: none"> Ask and answer simple questions related to content taught in other classes. Ask and answer simple questions such as name, age, address, phone number and social media handle. Ask and answer simple questions about preferences in colors, sports teams, music, movies, singers or actors. Ask and answer simple questions about hobbies, food, pets, school subjects, homework, technology, family or friends. Express needs such as hungry or cold and ask others. Ask and answer simple math problems or spelling words. 	<ul style="list-style-type: none"> Exchange simple information related to content taught in other classes. Talk with friends about what to wear to various events. Ask and answer simple questions about information in a chart, diagram or infographic. Create a Venn diagram with a peer comparing two topics in a classroom lesson. Exchange simple opinions with peers about food, actors, movies, books, video games or other areas of interest. Work with a peer to create a simple skit. 	
Presentational Speaking, Signing or Writing	<ul style="list-style-type: none"> Name or write letters of the alphabet, simple words or numbers that are similar to content taught in other classes. Tell favorite places to eat, visit, vacation or play. Tell favorite or preferred foods from pictures on a menu. Name or label very familiar people, places or things in images or the school. Name or label preferences based on images of activities, sports teams or animals. Name or label places on a map or pictures of family members. Count or write numbers from 1-10. Copy simple phrases such as birthday or holiday greetings. 	<ul style="list-style-type: none"> Write or tell simple information related to content taught in other classes using a few simple sentences or graphic organizer. Recite simple poems, songs, chants or rhymes. Use courtesy phrases with peers when playing a game or on the playground. Name family members and friends, their ages, relationship and what they like to do. Use appropriate word order and punctuation when writing the date, time, address or phone number. Caption photos of familiar people, places, things or events. 	<ul style="list-style-type: none"> Give simple information related to content taught in other classes using sentences or graphic organizers. Create a schedule for school, after-school activities or a school project timeline. Create a birthday, holiday or to-do list. Give a short description about a favorite character in a story, book, movie or TV show. Describe favorite activities during the school week, on weekends or during vacations. Create a simple slogan or poster to advertise an event. 	

CLASSICAL LANGUAGES

	NOVICE			INTERMEDIATE			ADVANCED LOW
PROGRESS INDICATORS	Novice Low	Novice Mid	Novice High	Intermediate Low	Intermediate Mid	Intermediate High	Advanced Low
	 <i>Communicative progress indicators will be developed at the district level and could include the following:</i>						
Investigate Intercultural Products, Practices and Perspectives	<ul style="list-style-type: none"> Identify a few very familiar cultural products and practices in native and other cultures, such as: <ul style="list-style-type: none"> Traditional foods; Holidays; Clothing; Roman numerals; Greek alphabet; Family; Education; Human beings and the gods; Roman values. 	<ul style="list-style-type: none"> Identify similarities and differences between typical cultural products and practices to help understand perspectives in native and other cultures, such as: <ul style="list-style-type: none"> Celebrating holidays; Manner of dress; Dining posture; Types and rooms of Roman or Greek houses; Importance of mythology; War and empire. 	<ul style="list-style-type: none"> Identify similarities and differences in simple cultural products and practices to help understand perspectives in native and other cultures, such as: <ul style="list-style-type: none"> Tombstones, political graffiti, mile markers; Use and importance of Roman baths; Influence of legendary and historical figures and events; Views of non-Romans or non-Greeks. 	<ul style="list-style-type: none"> Make simple comparisons between everyday cultural products and practices to help understand perspectives in native and other cultures, such as: <ul style="list-style-type: none"> Chariot races; Gladiator fights; Artifacts and art forms; Elements of identity; Simple poetry; Short historical or literary texts; History and memory. 	<ul style="list-style-type: none"> Compare everyday cultural products, practices and perspectives in native and other cultures, such as: <ul style="list-style-type: none"> Epigrams or meditations in texts; Historic events; Work skills or trading practices; Elements of luxury vs. a simple life. Multicultural aspects of the Roman world; Leadership. 	<ul style="list-style-type: none"> Compare the relationships among familiar and unfamiliar cultural products, practices and perspectives in native and other cultures, such as: <ul style="list-style-type: none"> Social norms; Patricians/Plebeians; Lives of women in classical Rome; Diverse perspectives on identity; How elements of luxury influence each other; Literary genres and styles. 	<ul style="list-style-type: none"> Compare the relationships among global cultural products, practices and perspectives in native and other cultures, such as: <ul style="list-style-type: none"> Political structures; Roman senate and the U.S. senate; President vs consul; Ethical concepts in literature; Ethical concepts in society; Cultural and social identity influences.
Interpretive Listening or Reading	<ul style="list-style-type: none"> Identify a few holidays and their modern equivalent, such as Saturnalia or Lupercalia. Connect simple words, phrases, Roman numerals or Greek letters to their meaning or image. Use knowledge of language patterns or structures to deepen understanding. 	<ul style="list-style-type: none"> Identify simple facts from a caption on a photo. Understand simple phrases describing a historical character. Recognize all Roman numerals or Greek letters. Use knowledge of language patterns or structures to deepen understanding. 	<ul style="list-style-type: none"> Identify the topic or basic facts or details from tombstones, mile markers, political graffiti or excerpts from texts or letters. Identify the topic and a few details about events or people from history or literature. Use knowledge of structures and syntax to deepen understanding. 	<ul style="list-style-type: none"> Compare events in two short stories or poems, such as theme, sequencing or importance to story line. Compare symbolism in poems or short literary works. Use knowledge of structures and syntax to deepen understanding. 	<ul style="list-style-type: none"> Compare literary texts such as epigrams, meditations or myths using author's point of view, conflicts or tone. Understand the main idea of written exchanges between historical figures. Use knowledge of structures and syntax to deepen understanding. 	<ul style="list-style-type: none"> Relate the impact of sequential historical events to modern-day happenings. Determine the main point of debates, dialogues or historical or mythological descriptions. Use knowledge of structures and syntax to deepen understanding. 	<ul style="list-style-type: none"> Analyze texts to determine culturally engrained messages or perspectives. Compare cultural perspectives that influence the opinions of historical figures. Use knowledge of structures and syntax to deepen understanding.
Interpersonal Communication* <i>*Inclusion of interpersonal communication is determined by individual programs.</i>	<ul style="list-style-type: none"> Greet peers or introduce oneself. Respond to simple questions about familiar topics, such as family, education or foods. 	<ul style="list-style-type: none"> Ask and answer simple questions related to the current topic or content. Share simple facts from a cultural reading or lesson. 	<ul style="list-style-type: none"> Create a Venn diagram with a peer comparing Roman and U.S. houses. Create a simple cultural skit or reenactment with a peer. 	<ul style="list-style-type: none"> Exchange information with a classmate about homework he or she missed. Exchange opinions about the importance of typical events in Roman culture. 	<ul style="list-style-type: none"> Rephrase elements of texts to discuss and compare aspects of Roman culture, such as daily or social life, with those of other cultures. 	<ul style="list-style-type: none"> Paraphrase or summarize elements of texts to participate in discussions or debates about familiar, researched or personal interest topics. 	<ul style="list-style-type: none"> Summarize elements of text to compare life in the ancient world with modern life, including personal viewpoints and supporting details.
Presentational Speaking or Writing	<ul style="list-style-type: none"> Participate in a reenactment of a Roman or Greek ceremony. Name or label familiar people, places, things or events. 	<ul style="list-style-type: none"> Recite short phrases or simple lines from poems and rhymes. Create a meme with a simple caption to describe oneself. 	<ul style="list-style-type: none"> Create simple cultural products, such as tombstones or graffiti. Recreate a scene from a myth or historical event. 	<ul style="list-style-type: none"> Diagram the role of geography and the military in the development of the Roman world. 	<ul style="list-style-type: none"> Explain the effect of Roman or Greek political and social systems on private and public life. 	<ul style="list-style-type: none"> Summarize personal takeaways from research on topics of interest, such as philosophy, religion, mythology or personal conduct. 	<ul style="list-style-type: none"> Explain the development and transitions from ancient to current forms of government.

AMERICAN SIGN LANGUAGE

	NOVICE			INTERMEDIATE			ADVANCED LOW
PROGRESS INDICATORS	Novice Low	Novice Mid	Novice High	Intermediate Low	Intermediate Mid	Intermediate High	Advanced Low
	 <i>Communicative progress indicators will be developed at the district level and could include the following:</i>						
Investigate Intercultural Products, Practices and Perspectives	<ul style="list-style-type: none"> Identify a few very familiar cultural products and practices in native and Deaf cultures, such as: <ul style="list-style-type: none"> Assistive devices; Landmarks; Traditional and popular songs; Greetings and leave-takings. 	<ul style="list-style-type: none"> Identify similarities and differences in typical cultural products and practices to help understand perspectives in native and Deaf cultures, such as: <ul style="list-style-type: none"> House design; Support clubs, agencies and organizations; Common table settings. 	<ul style="list-style-type: none"> Identify similarities and differences in simple cultural products and practices to help understand perspectives in native and Deaf cultures, such as: <ul style="list-style-type: none"> Regional differences in languages; Storytelling traditions; Use of technology to communicate. 	<ul style="list-style-type: none"> Make simple comparisons between everyday cultural products and practices to help understand perspectives in native and Deaf cultures, such as: <ul style="list-style-type: none"> Movie clips and documentaries; Educational options; Popular entertainment options. 	<ul style="list-style-type: none"> Compare everyday cultural products, practices and perspectives in native and Deaf cultures, such as: <ul style="list-style-type: none"> How people socialize; Characteristics of social norms; Stereotypes or exaggerated views of people or groups. 	<ul style="list-style-type: none"> Compare the relationships among familiar and unfamiliar cultural products, practices and perspectives in native and Deaf cultures, such as: <ul style="list-style-type: none"> Symbolism in literature or works of art; Impact of elections; Contributions and impact of historical figures on modern day society. 	<ul style="list-style-type: none"> Compare the relationships among global cultural products, practices and perspectives in native and Deaf cultures, such as: <ul style="list-style-type: none"> Political policies affecting daily life; Roles of the hearing and Deaf in American society; Differences in cultural viewpoints of global events.
Interpretive Viewing	<ul style="list-style-type: none"> Understand a few numbers, food items or survival signs. Recognize a few short fingerspelled words or names. Follow a few simple classroom directions. 	<ul style="list-style-type: none"> Identify days of the week and time. Recognize some common weather expressions, locations or feelings. Recognize a few variations on simple signs or phrases. 	<ul style="list-style-type: none"> Recognize the difference between a question and statement about age, activities or family. Follow a simple math problem with figures. Understand a simple transaction between a customer and clerk. 	<ul style="list-style-type: none"> Compare events in two short stories or poems by Deaf authors, such as theme, sequencing or importance to story line. Identify the topic and simple information from a documentary on Deaf history. 	<ul style="list-style-type: none"> Compare fictional or non-fictional texts, such as biographies, stories or documentaries. Compare the roles of family members who are deaf and those who are hearing. 	<ul style="list-style-type: none"> Relate the impact of sequential historical events to modern-day happenings. Determine the main point of debates, dialogues or historical descriptions related to Deaf culture. 	<ul style="list-style-type: none"> Compare aspects of Deaf minority communities with hearing minority communities in the United States, both historically and in modern society.
Interpersonal Communication	<ul style="list-style-type: none"> Exchange greetings and introductions with a peer. Fingerspell name. Respond to yes, no, who, what, when and where questions. 	<ul style="list-style-type: none"> Exchange both formal and informal greetings. Ask and answer simple questions about family, friends, activities or school. Ask who, what, when, where and why questions. 	<ul style="list-style-type: none"> Ask and answer simple questions about dates, times, places and events on posters or tickets. Ask for and give simple directions to a location. Make plans with a peer about where to go and when to meet. 	<ul style="list-style-type: none"> Exchange information with a classmate about homework he or she missed. Exchange opinions about the importance of typical events in Deaf culture and what is needed to participate fully in these events. 	<ul style="list-style-type: none"> Discuss and compare news and video blogs related to Deaf life and perspectives. Interact with members of the Deaf community about contemporary issues related to daily life. 	<ul style="list-style-type: none"> Paraphrase or summarize elements of works of art, performances or literature to participate in discussions or debates about familiar, researched or personal interest topics. 	<ul style="list-style-type: none"> Discuss the impact of the institutionalization of deaf people that took place in the past, how it was similar to other groups, and how and why it has changed in current society.
Presentational Signing	<ul style="list-style-type: none"> Sign numbers from 1-10. Sign name, age, phone number and email address. Sign simple directions or a line from a simple poem. 	<ul style="list-style-type: none"> Sign the main cities on a map. Sign daily schedule of activities with times. Sign simple information based on photos of animals, historical figures or sports. 	<ul style="list-style-type: none"> Give biographical facts about others. Express how to prepare a food or follow a simple routine. Give simple facts or details about a landmark or place visited. 	<ul style="list-style-type: none"> Participate in a performance of a skit or play. Provide information on volunteer opportunities within the Deaf community. 	<ul style="list-style-type: none"> Summarize a current event that impacts the Deaf community. Summarize personal takeaways from research on topics such as deaf athletes, historical figures or technology advances. 	<ul style="list-style-type: none"> Explain the effect of political or social policies on the private and public life of the Deaf community. 	<ul style="list-style-type: none"> Analyze and explain the impact of the oralism movement in educating students who are deaf.

Standards Revisions Teams

Advisory Committee

Jackie Arendt
Ohio PTA

Mary Jo Behrensmeyer
Mount Vernon City Schools; Ohio Classical Conference

Xiaobin Dai
Toledo Public Schools

Tricia Fellingner
Upper Arlington City Schools

Martha Halemba
Hudson City Schools (retired)

Lori Harris
Cleveland Heights-University Heights City Schools

Antonella Iacobone
St. Francis DeSales High School

Megan Murphy
Maple Heights City Schools; Ohio Education Association

Kathryn Myers
Columbus City Schools; Ohio Immersion Administrators Network

Holly Park
Westerville City Schools

Brandon Roberts
Oregon City Schools

Dr. Francis Troyan
The Ohio State University

Milton Alan Turner
St. Ignatius High School; Ohio Foreign Language Association

Working Group

Robin Boling
Adams County Ohio Valley School District

Hsiao Carey
Cincinnati Public Schools

Lesley Chapman
Sycamore Community City Schools

Maureen Conroy
Association of Independent Schools

Juana Cuervo
Cleveland Heights-University Heights City Schools

Xiaobin Dai
Toledo City Schools

Michelle Garlock
Lima City Schools

Maria Gautier Blaes
Cincinnati Public Schools

Lori Harris
Cleveland Heights-University Heights City Schools

Beth Henman
Westerville City Schools

Maria Herman
Maumee City Schools

Lucas Hoffman
Sylvania City Schools

Debbie McCorkle
Union-Scioto Local Schools

David (Andy) McDonie
Chillicothe City Schools

Amy Szyndler
Perrysburg City Schools

Julia Thomas
Oberlin City Schools

Laura Wasem
Cincinnati Public Schools

Teri Wiechart
Central Ohio TCI