

SAU70 2022 Strategic Planning Survey: MCS Only

Wednesday, April 24, 2024

Strategic Planning Survey: 503 responses: 83 specific to MCS

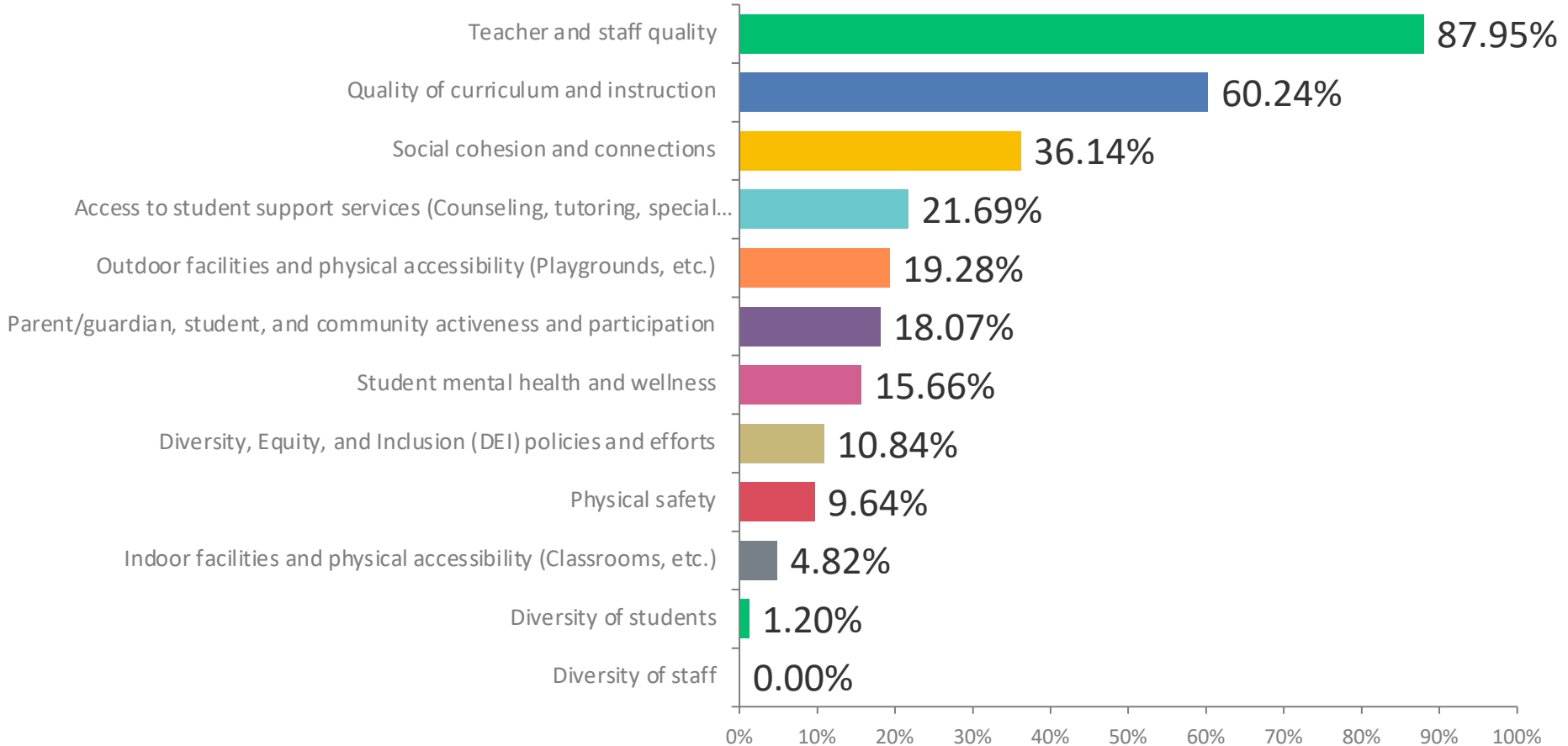
- June 2022 survey sent out to parents, staff, and the community
- Open for multiple weeks until July 1st with multiple reminders from Superintendent
- 47-Item survey
- Participants invited to put in their personal information and be contacted by the Superintendent and his staff; these follow-up meetings (n=40) occurred in summer and fall 2022
- Items included 12 free-text response questions; see next slide for summary
- Redacted (to eliminate potentially identifiable information) free-text responses will be available separately; 90-page PDF; MCS 24-page PDF
 - Free-text responses similar to “no”, “NA”, etc. were removed

	Question	Subject	Comments	Specific	MCS	
Survey Count: All 503 MCS 83	2	Aspects Valued	187	117	23	
	4	Challenges	251	194	46	
	21	Assessments	222	161	32	
	23	Academic	212	153	36	
	25	Student Support	176	99	15	
	27	During School	188	107	14	
	29	Outside School	155	72	9	
	31	Physical Environment	191	117	35	
	33	Transportation	179	109	24	
	35	Sustainability	150	65	20	
	37	5-Year Initiatives	172	99	27	
	46	What We Missed	167	103	23	
	Totals		2,250	1,396	304	3

Q1: Which current aspects do you value the most about our SAU70 schools?

Please choose up to three of the most important answers for you.

Answered: 83 Skipped: 0



Q1: Which current aspects do you value the most about our SAU70 schools?

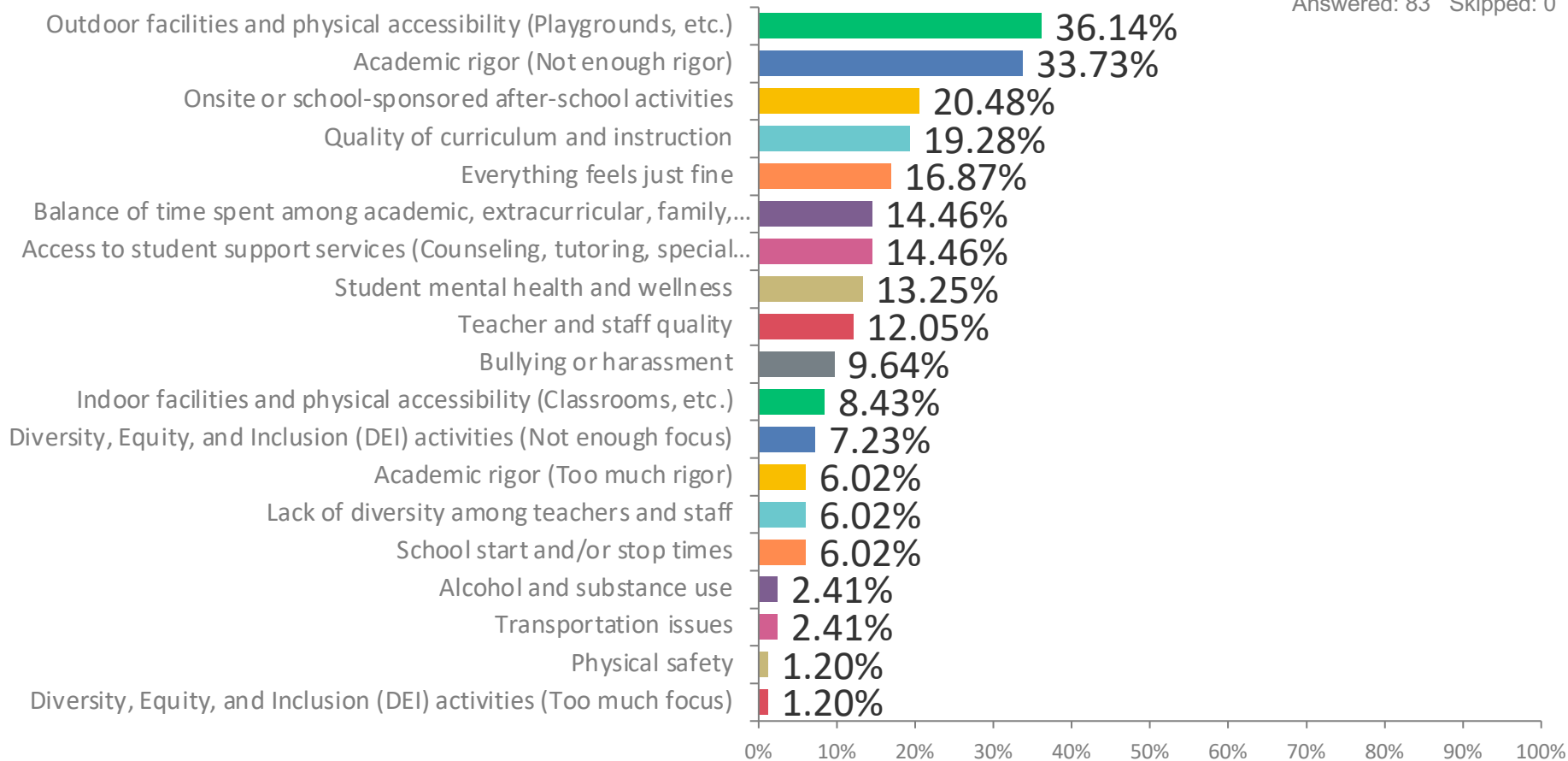
Please choose up to three of the most important answers for you.

Answered: 83 Skipped: 0

ANSWER CHOICES	RESPONSES	
Teacher and staff quality	87.95%	73
Quality of curriculum and instruction	60.24%	50
Social cohesion and connections	36.14%	30
Access to student support services (Counseling, tutoring, special education, etc.)	21.69%	18
Outdoor facilities and physical accessibility (Playgrounds, etc.)	19.28%	16
Parent/guardian, student, and community activeness and participation	18.07%	15
Student mental health and wellness	15.66%	13
Diversity, Equity, and Inclusion (DEI) policies and efforts	10.84%	9
Physical safety	9.64%	8
Indoor facilities and physical accessibility (Classrooms, etc.)	4.82%	4
Diversity of students	1.20%	1
Diversity of staff	0%	0
TOTAL		237

Q3: What are the biggest current challenges adversely affecting quality of life in our SAU70 schools? Please choose up to three of the most important answers for you.

Answered: 83 Skipped: 0



Q3: What are the biggest current challenges adversely affecting quality of life in our SAU70 schools? Please choose up to three of the most important answers for you.

Answered: 83

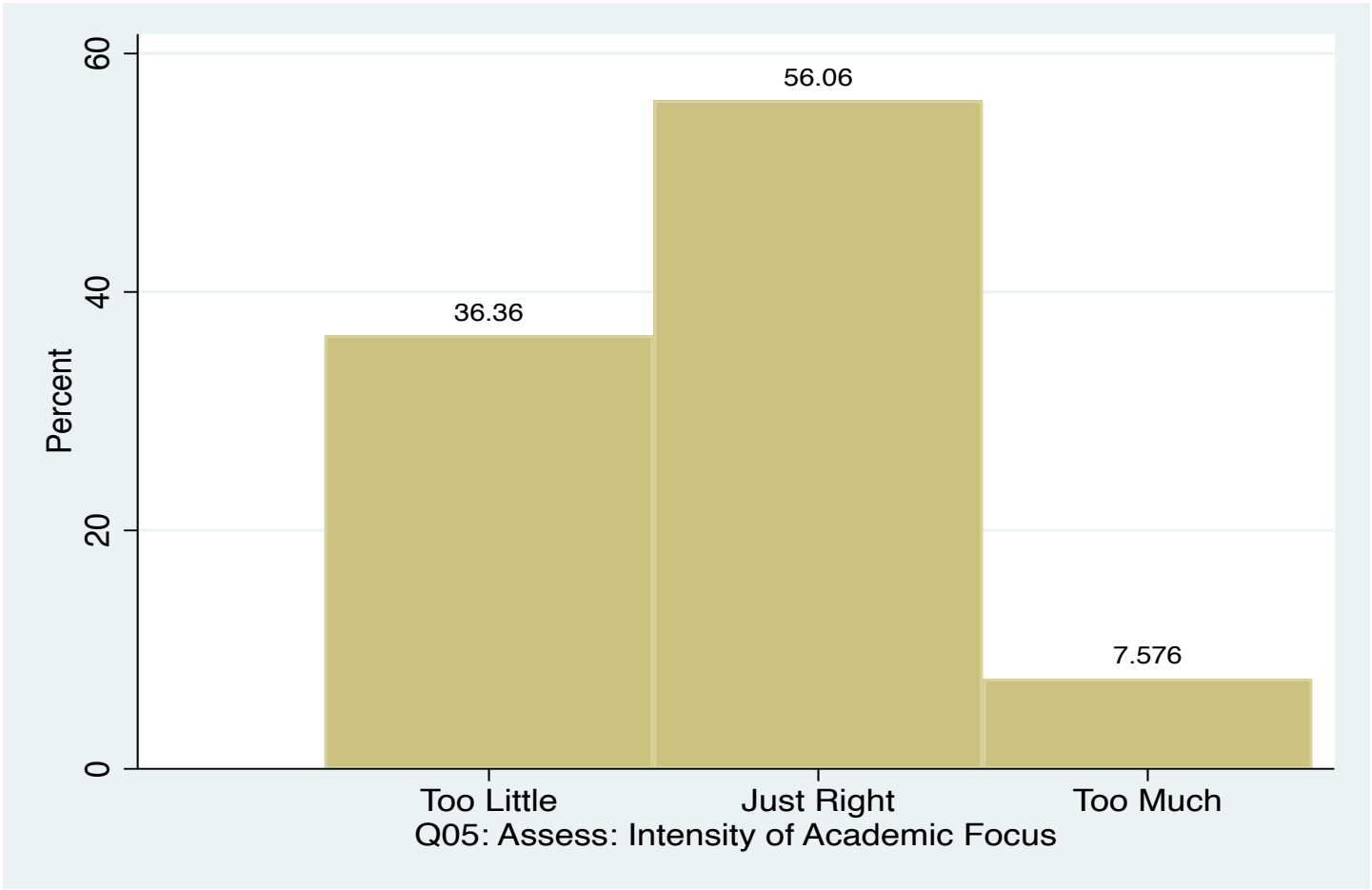
Skipped: 0

ANSWER CHOICES	RESPONSES	
Outdoor facilities and physical accessibility (Playgrounds, etc.)	36.14%	30
Academic rigor (Not enough rigor)	33.73%	28
Onsite or school-sponsored after-school activities	20.48%	17
Quality of curriculum and instruction	19.28%	16
Everything feels just fine	16.87%	14
Balance of time spent among academic, extracurricular, family, and personal activities	14.46%	12
Access to student support services (Counseling, tutoring, special education, etc.)	14.46%	12
Student mental health and wellness	13.25%	11
Teacher and staff quality	12.05%	10
Bullying or harassment	9.64%	8
Indoor facilities and physical accessibility (Classrooms, etc.)	8.43%	7
Diversity, Equity, and Inclusion (DEI) activities (Not enough focus)	7.23%	6
Academic rigor (Too much rigor)	6.02%	5
Lack of diversity among teachers and staff	6.02%	5
School start and/or stop times	6.02%	5
Alcohol and substance use	2.41%	2
Transportation issues	2.41%	2
Physical safety	1.20%	1
Diversity, Equity, and Inclusion (DEI) activities (Too much focus)	1.20%	1

Q5: Please assess this aspect of our schools. Please click on one of the three options.

Intensity of academic focus

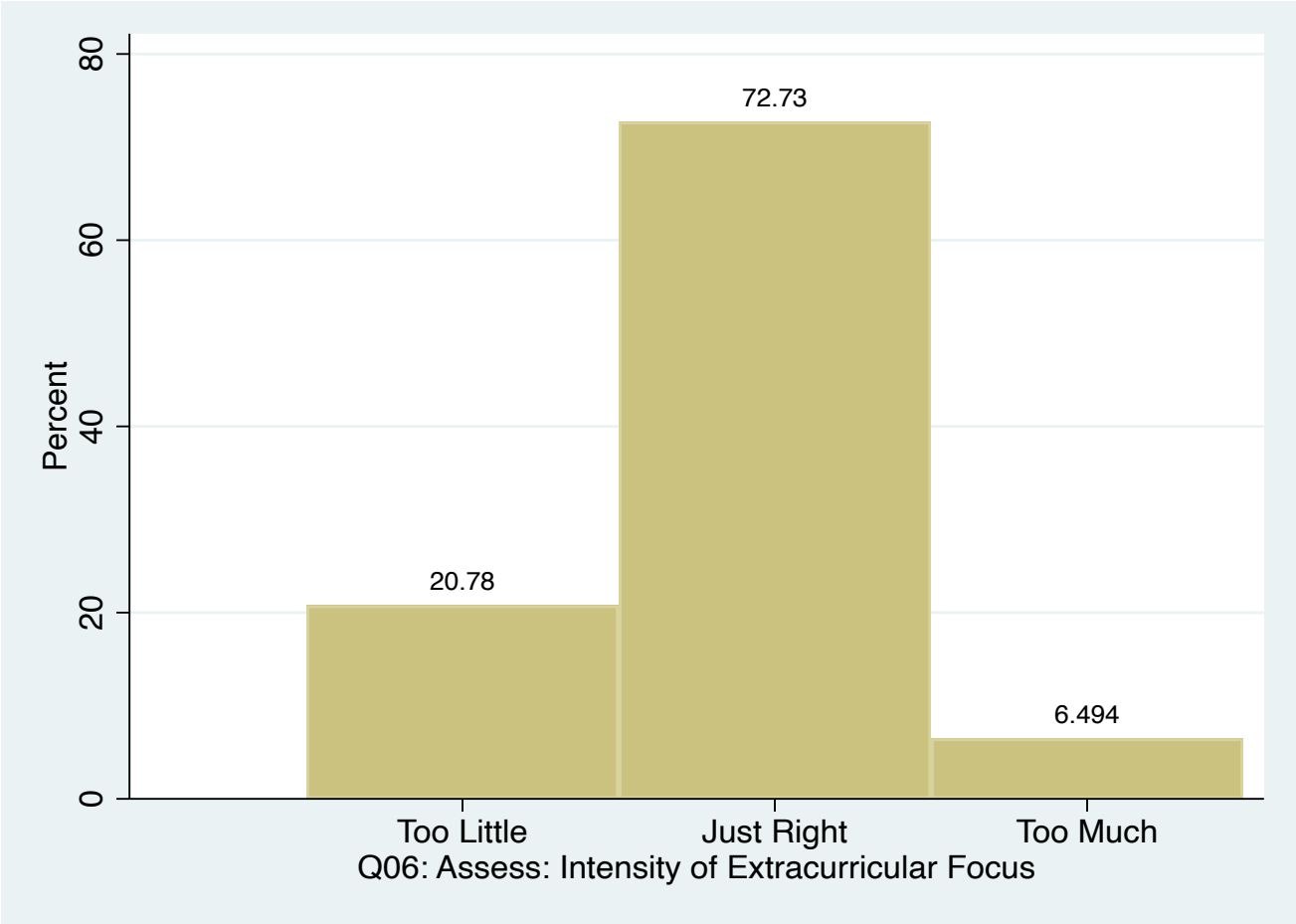
Answered: 66 Skipped: 17



Q6: Please assess this aspect of our schools. Please click on one of the three options.

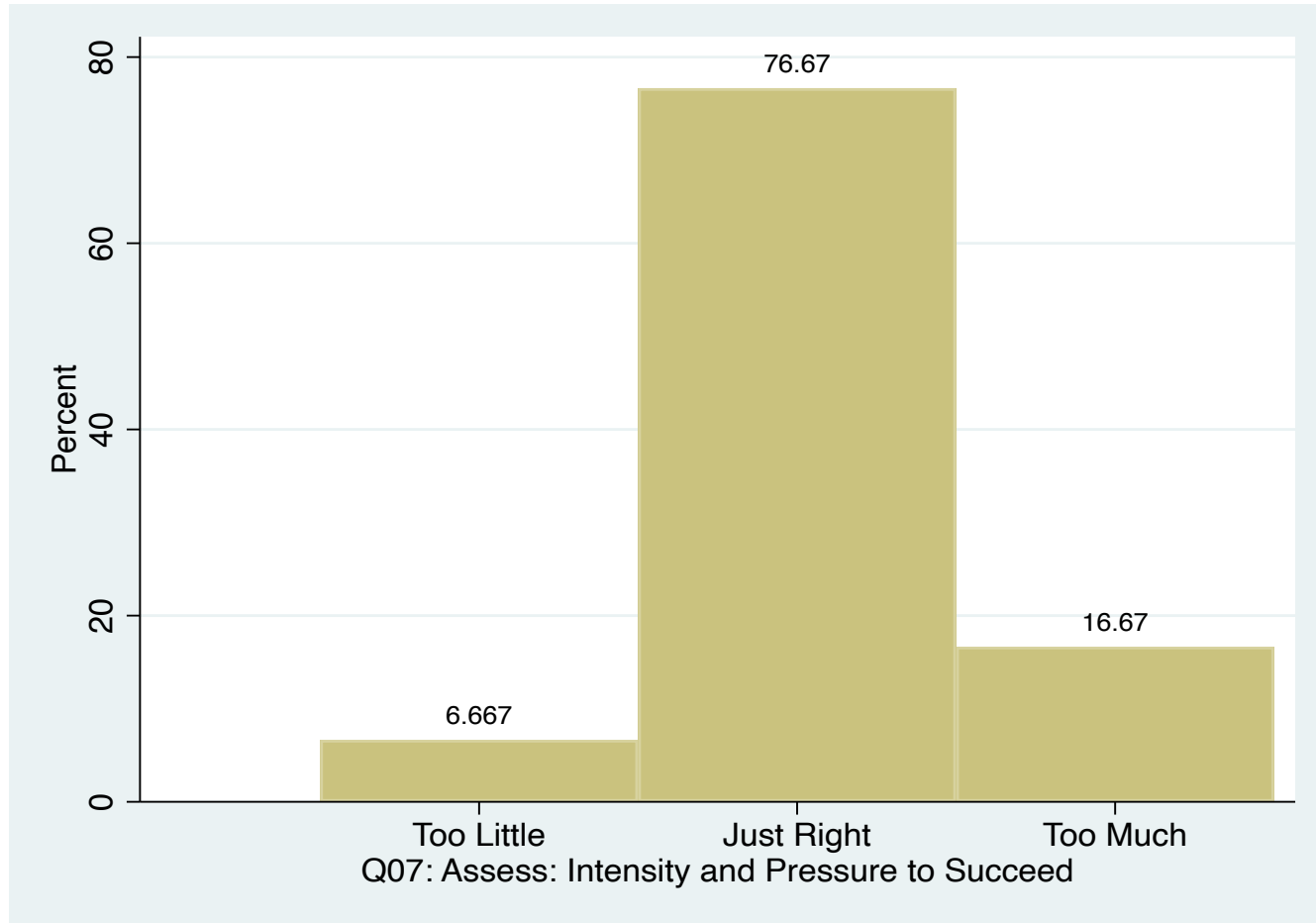
Intensity of extracurricular activities, such as athletics and theater

Answered: 77 Skipped: 6



Q7: Please assess this aspect of our schools. Please click on one of the three options.
Intensity and pressure to succeed

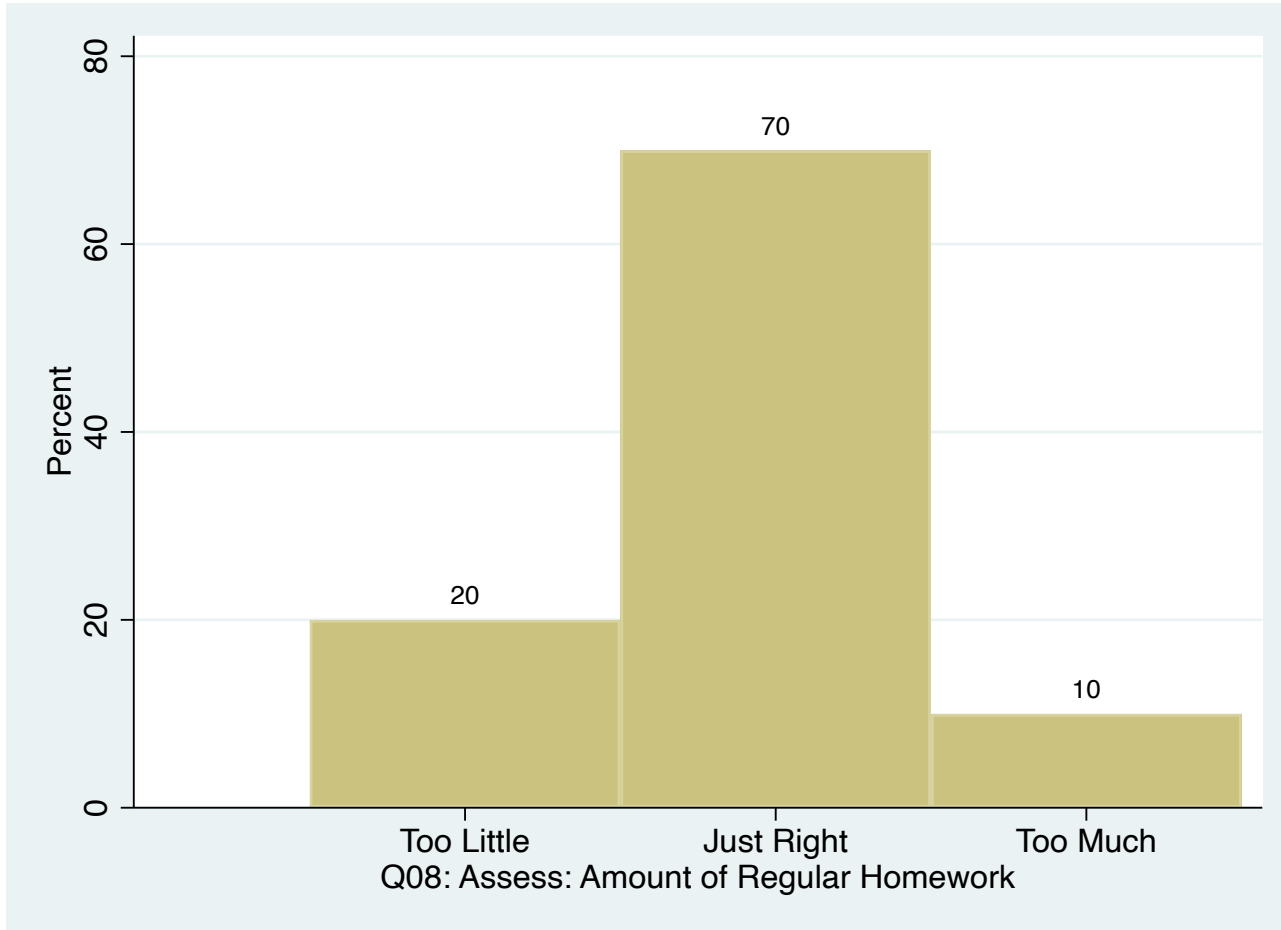
Answered: 60 Skipped: 23



Q8: Please assess this aspect of our schools. Please click on one of the three options.

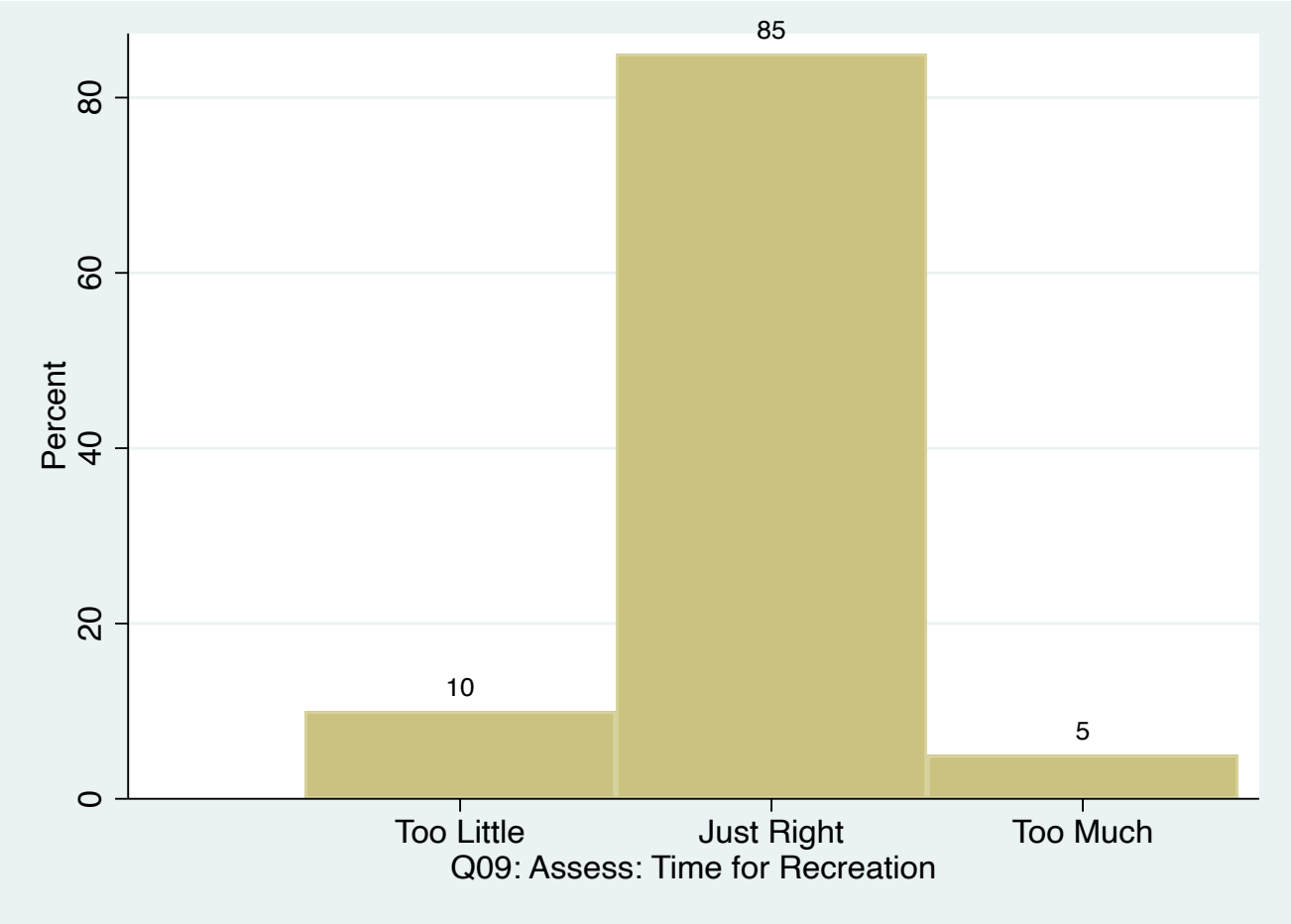
Amount of regular homework

Answered: 60 Skipped: 23



Q9: Please assess this aspect of our schools. Please click on one of the three options.

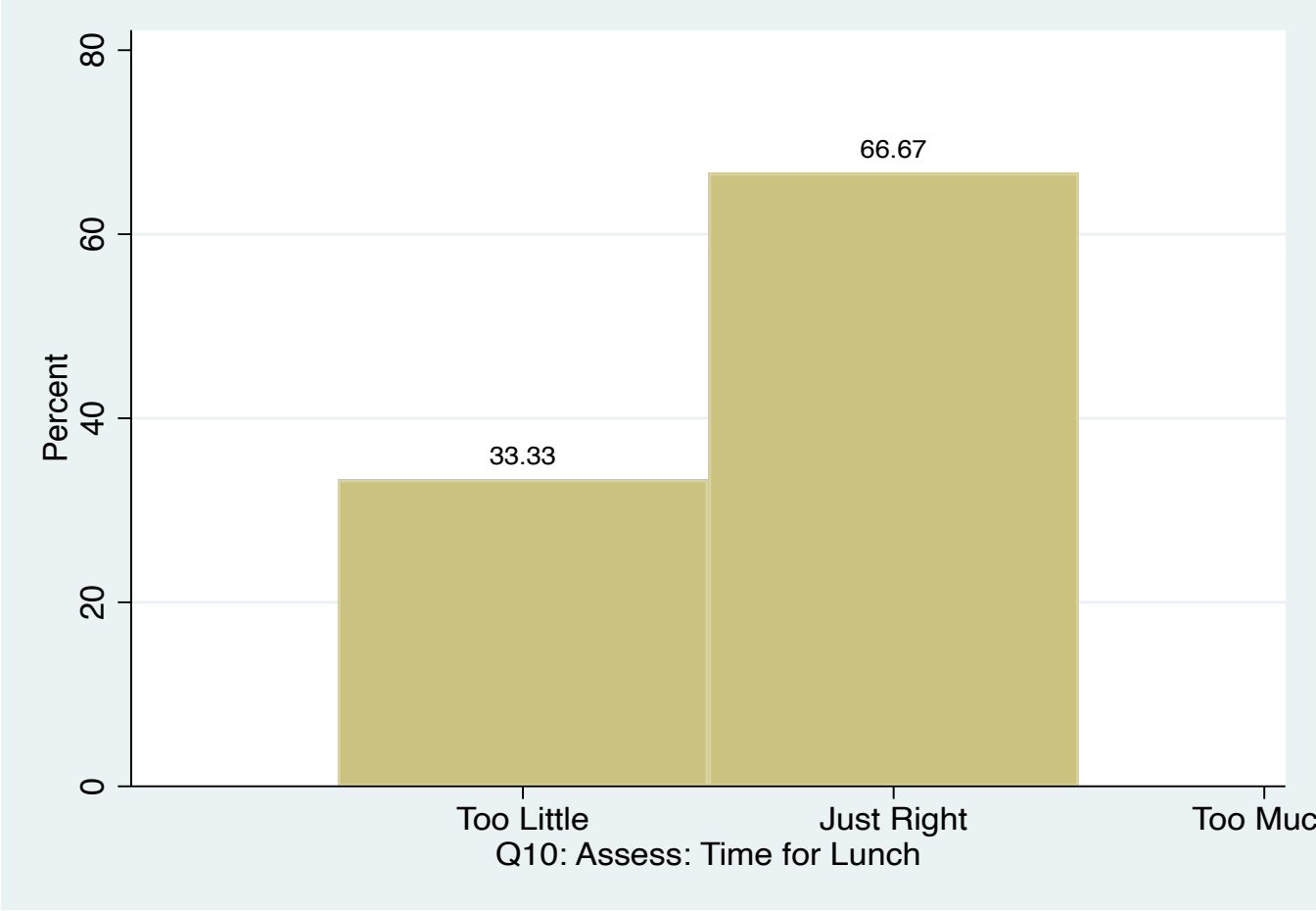
Time availability for playground/recess/recreation, etc. Answered: 60 Skipped: 23



Q10: Please assess this aspect of our schools. Please click on one of the three options.

Time availability for lunch

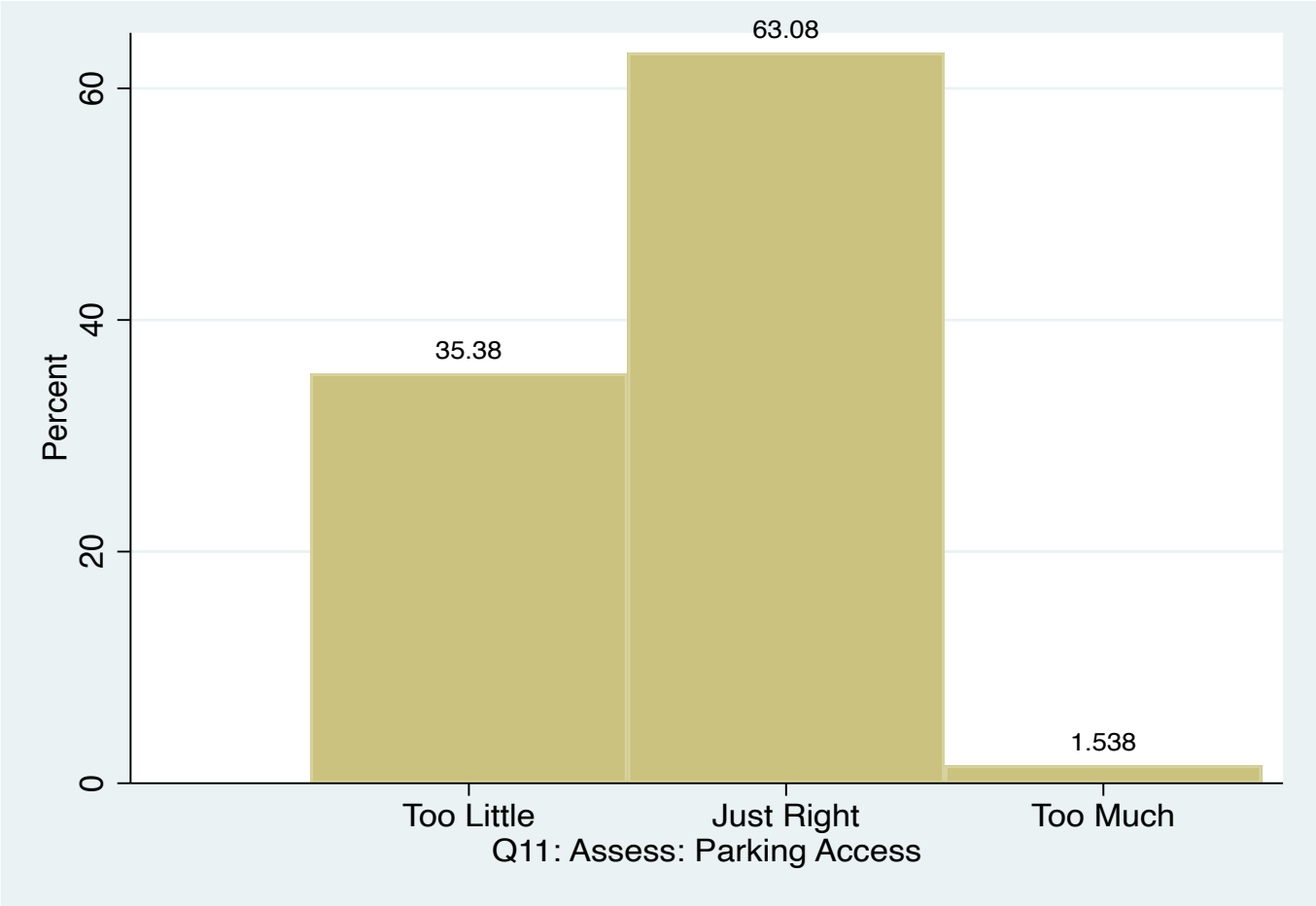
Answered: 63 Skipped: 20



Q11: Please assess this aspect of our schools. Please click on one of the three options.

Parking access and availability when needed

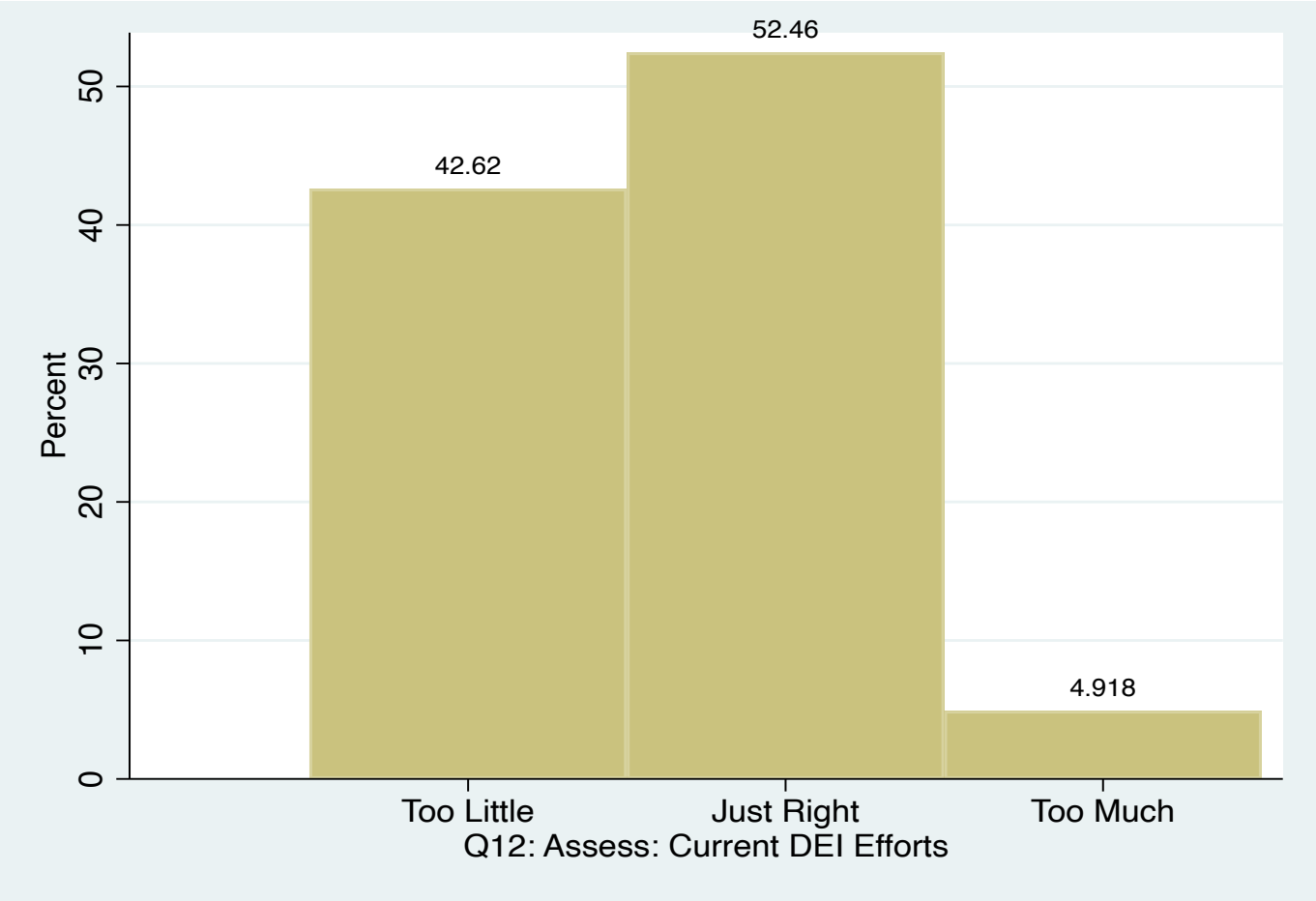
Answered: 65 Skipped: 18



Q12: Please assess this aspect of our schools. Please click on one of the three options.

Current Diversity, Equity, and Inclusion (DEI) efforts

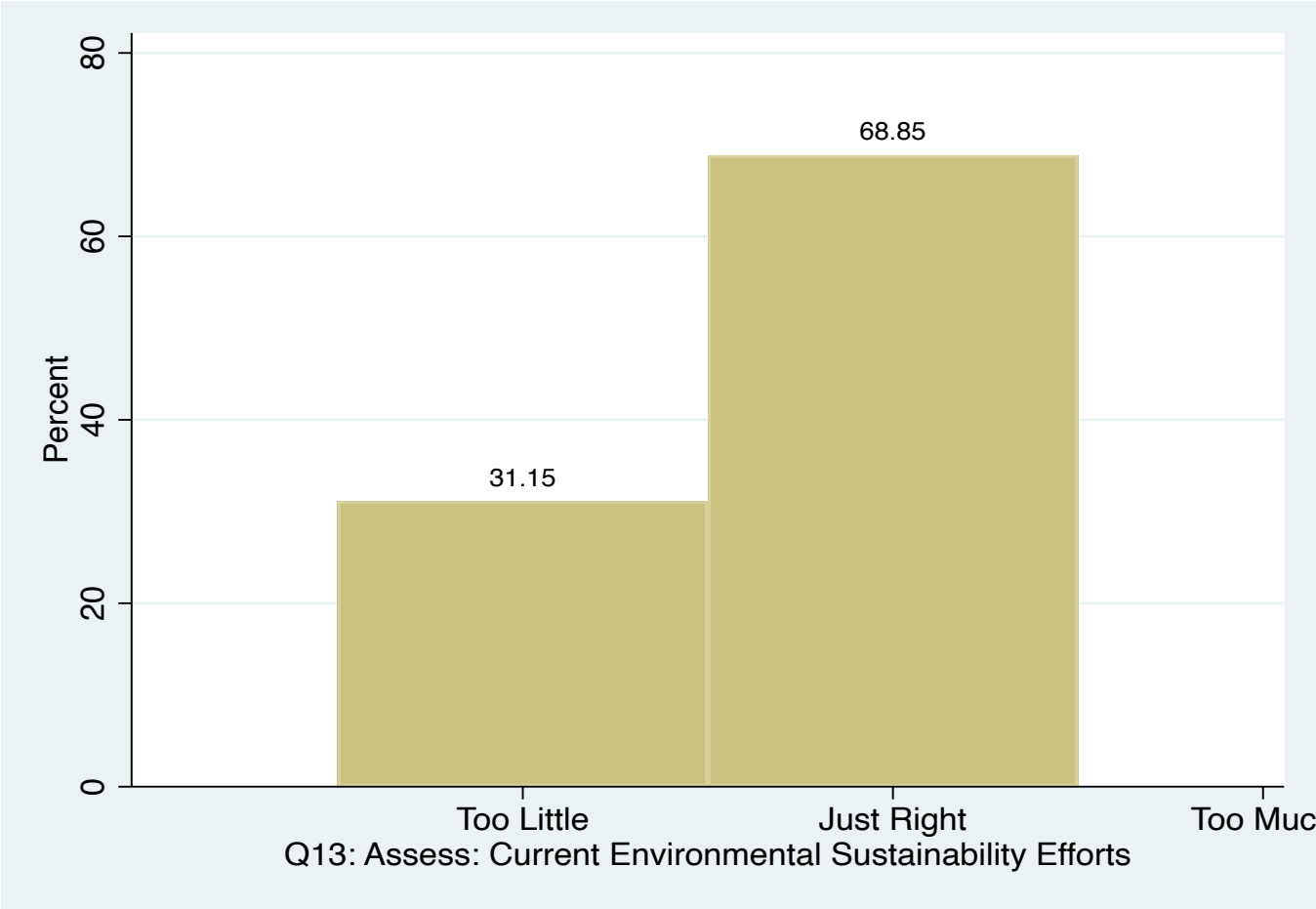
Answered: 61 Skipped: 22



Q13: Please assess this aspect of our schools. Please click one of the three options.

Current environmental sustainability efforts

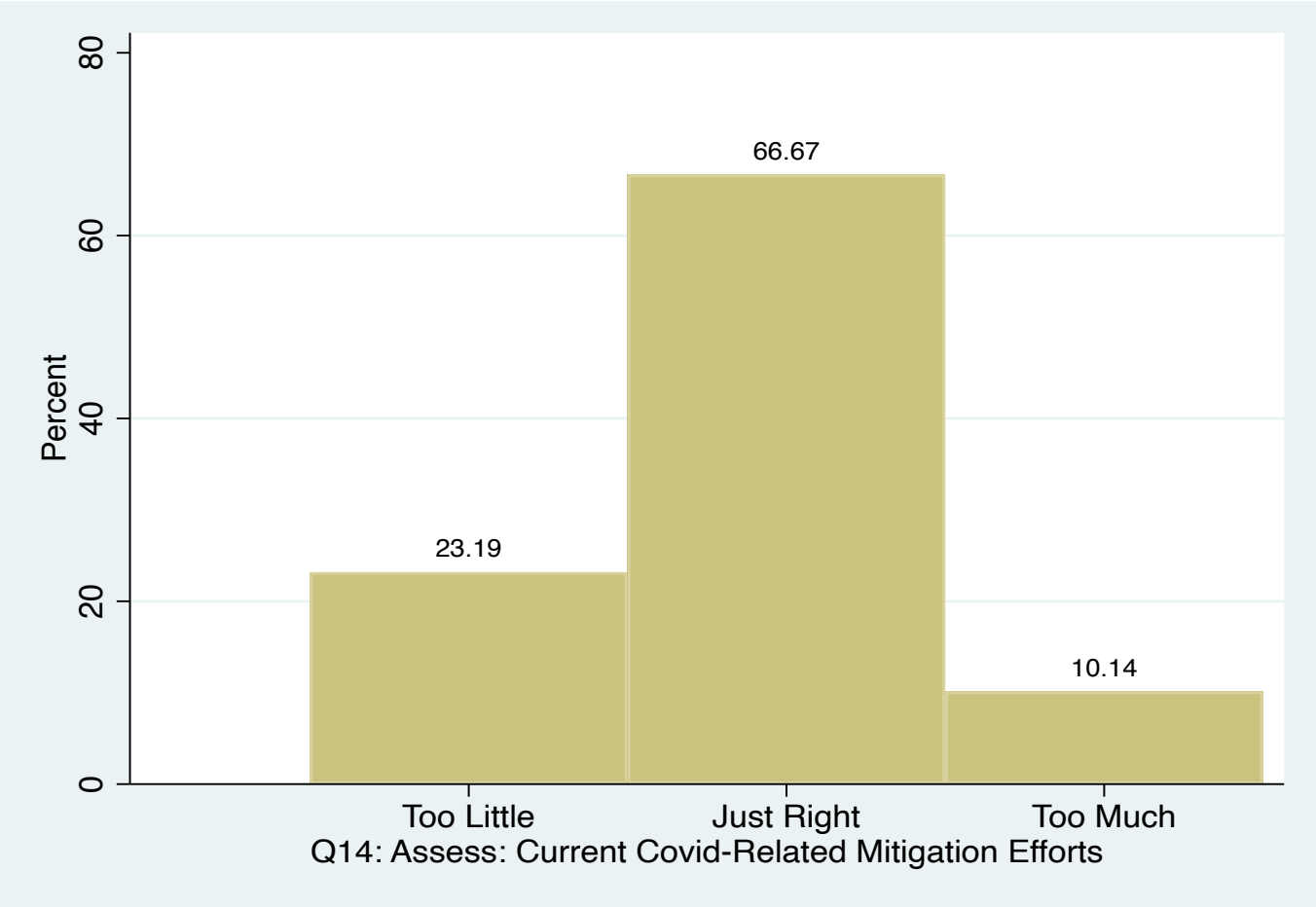
Answered: 61 Skipped: 22



Q14: Please assess this aspect of our schools. Please click one of the three options.

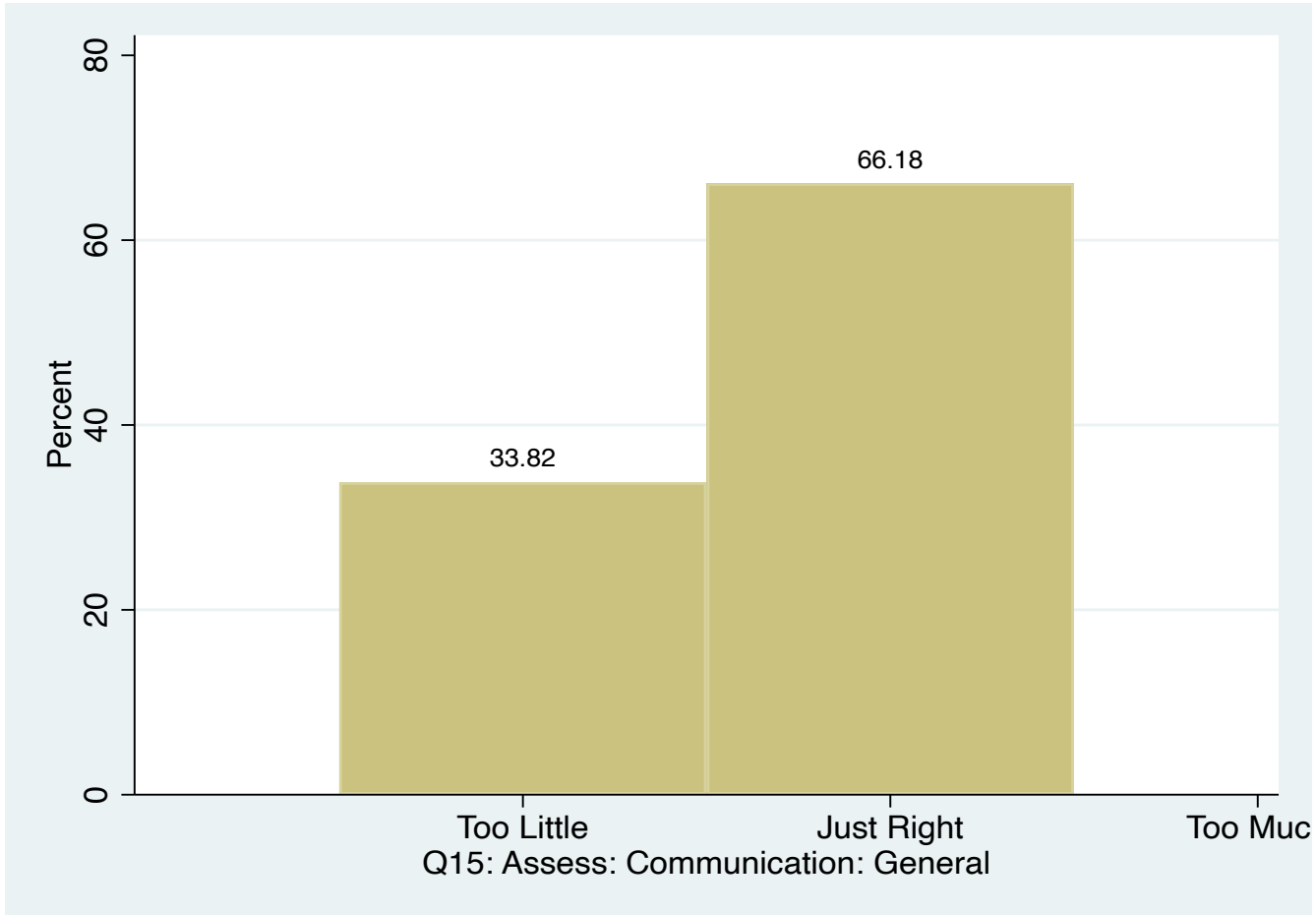
Current Covid-related mitigation efforts

Answered: 69 Skipped: 14



Q15: Please assess this aspect of our schools. Please click one of the three options.
Amount of general communication from the schools and staff

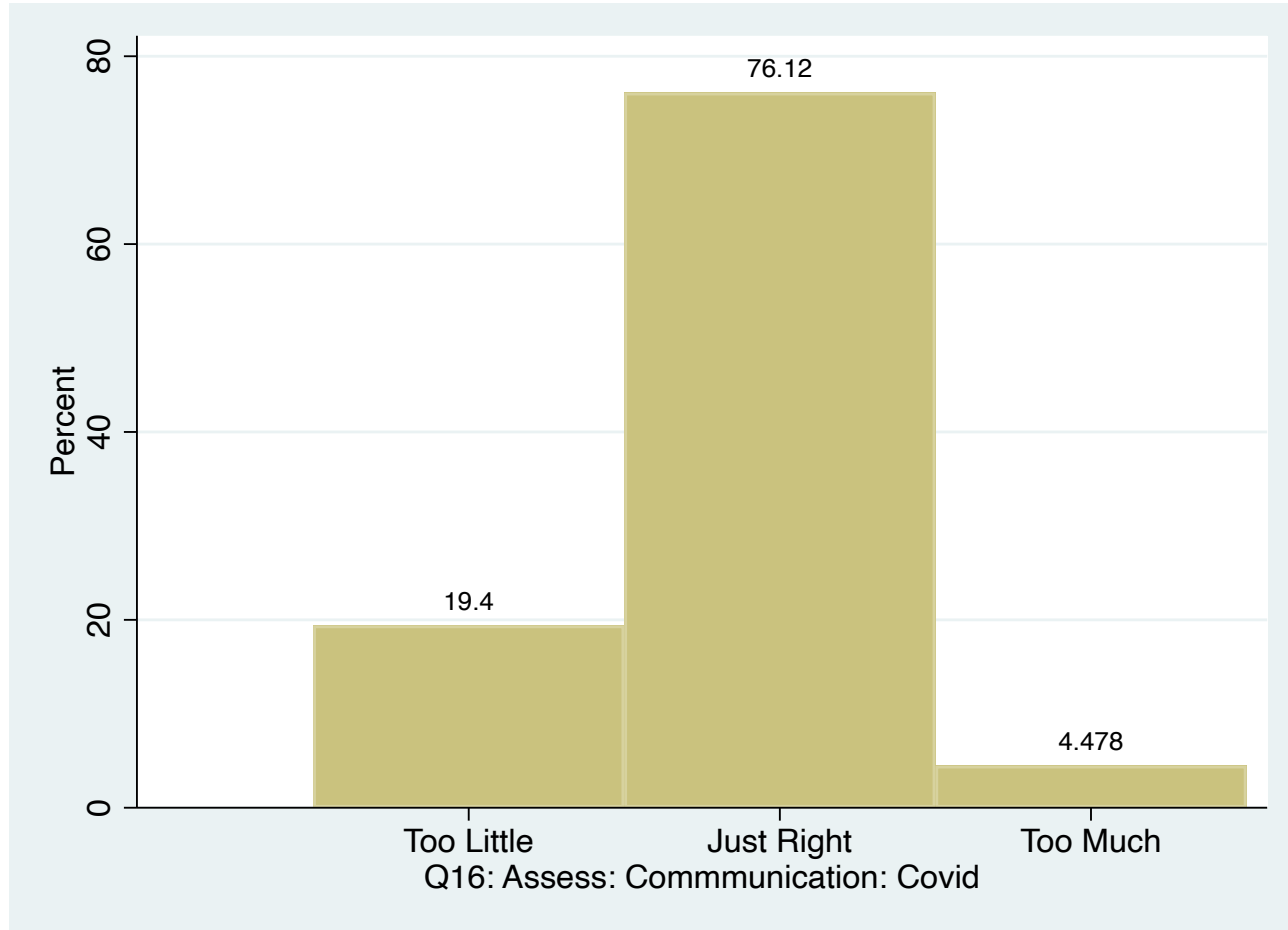
Answered: 68 Skipped: 15



Q16: Please assess this aspect of our schools. Please click one of the three options.

Amount of Covid-related communication from the schools and staff

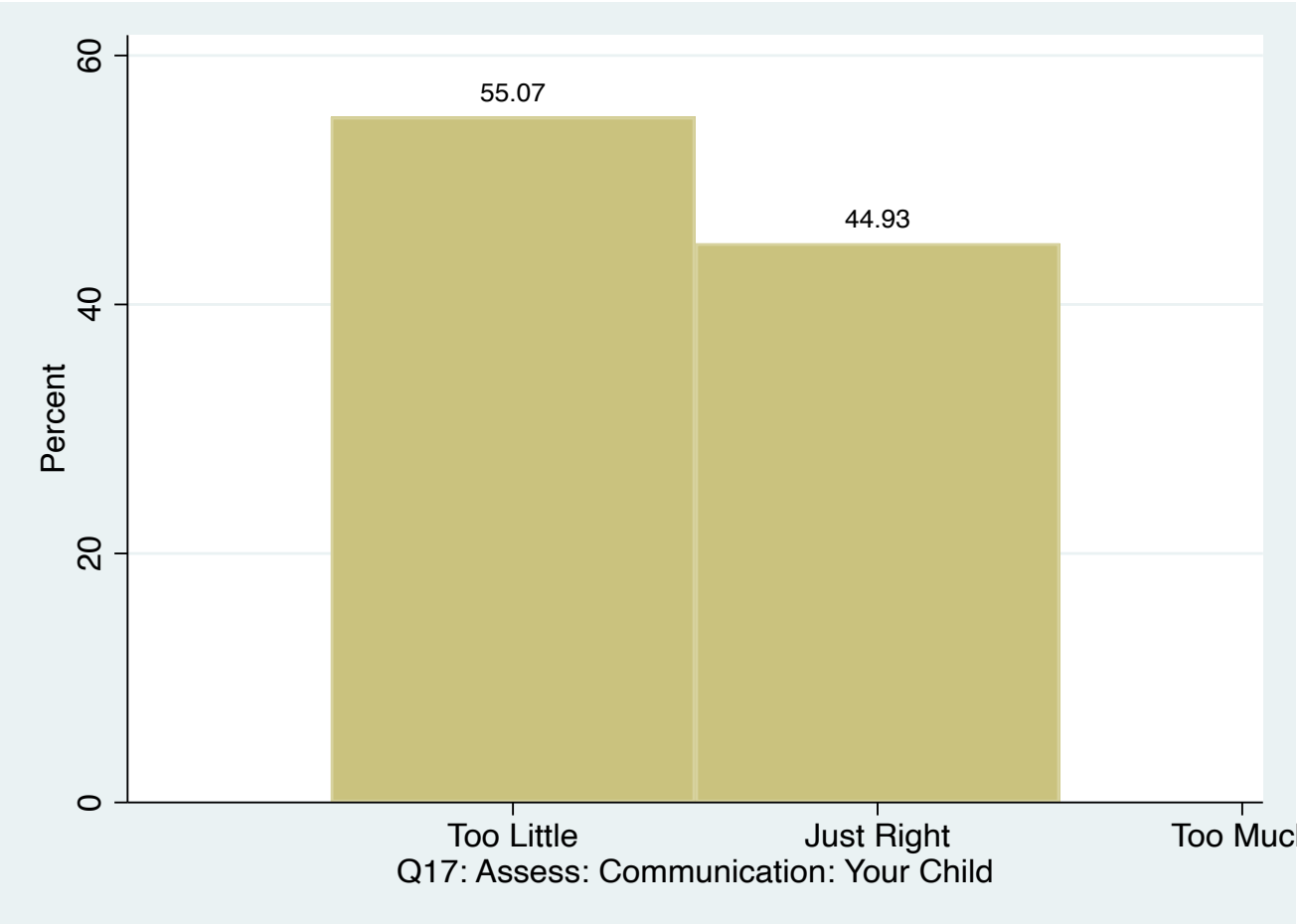
Answered: 67 Skipped: 16



Q17: Please assess this aspect of our schools. Please click one of the three options.

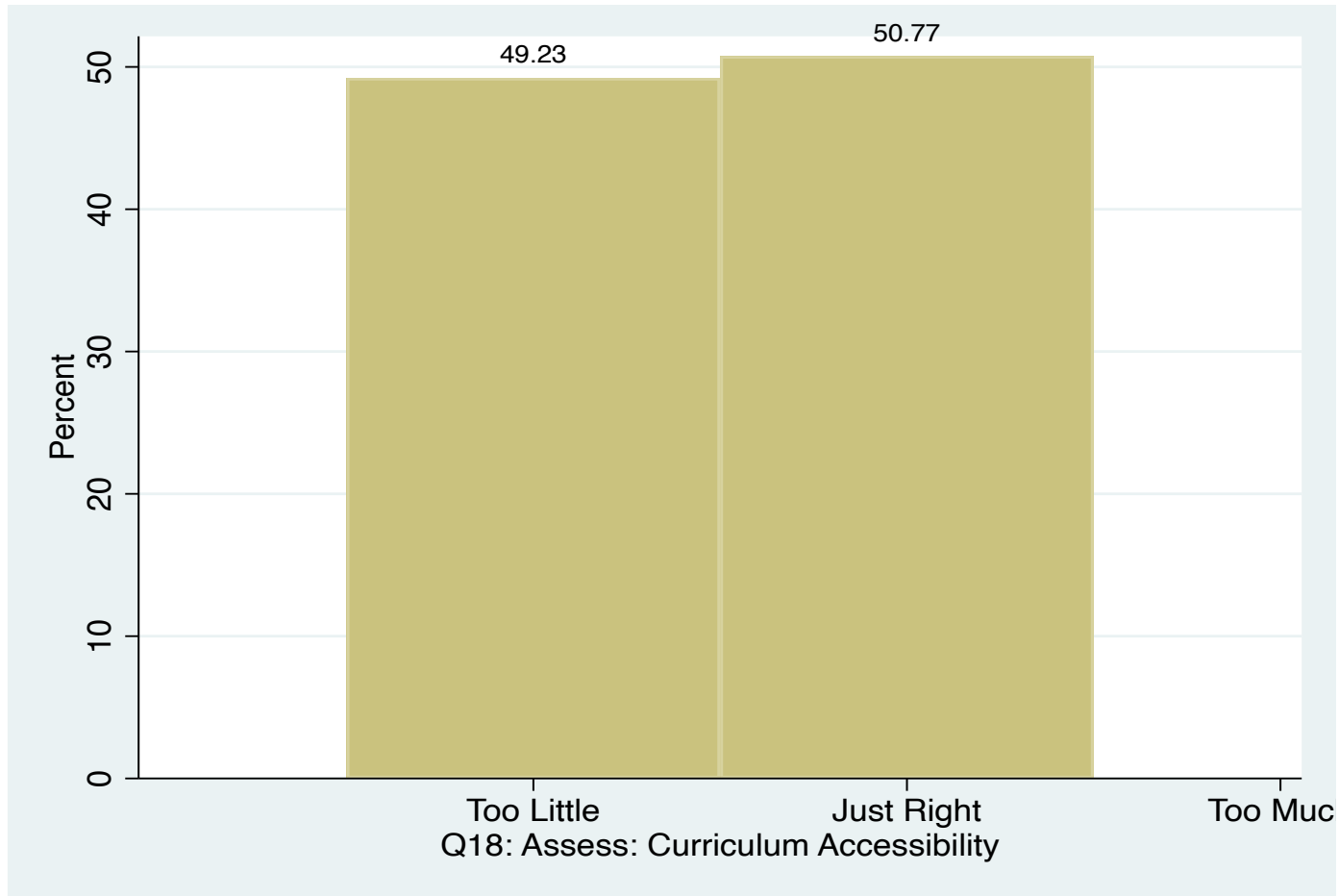
Amount of communication from the schools and staff specifically about your child

Answered: 69
Skipped: 14



Q18: Please assess this aspect of our schools. Please click one of the three options.
Accessibility of curriculum and other resources

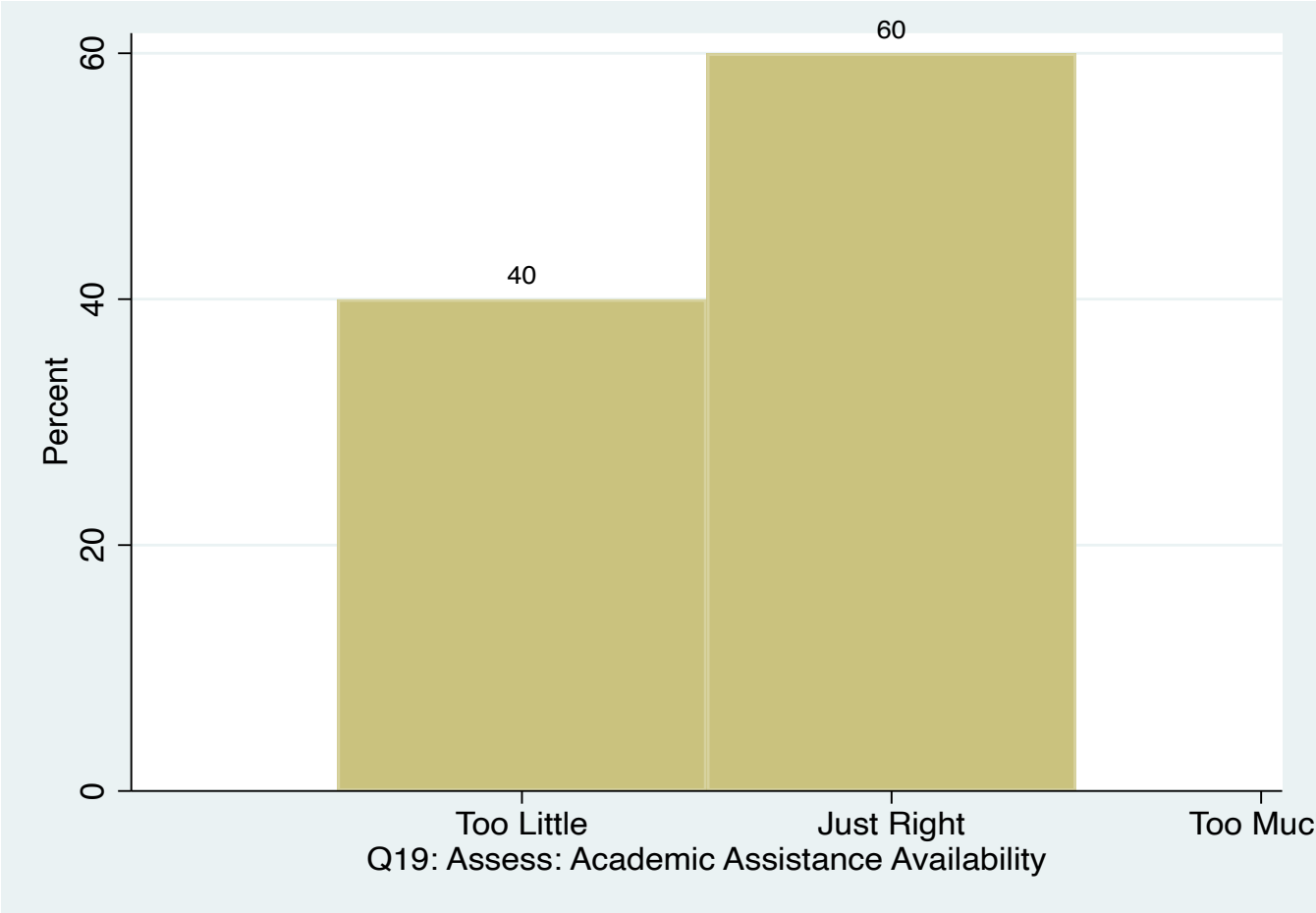
Answered: 65 Skipped: 18



Q19: Please assess this aspect of our schools. Please click one of the three options.

Availability of additional academic assistance

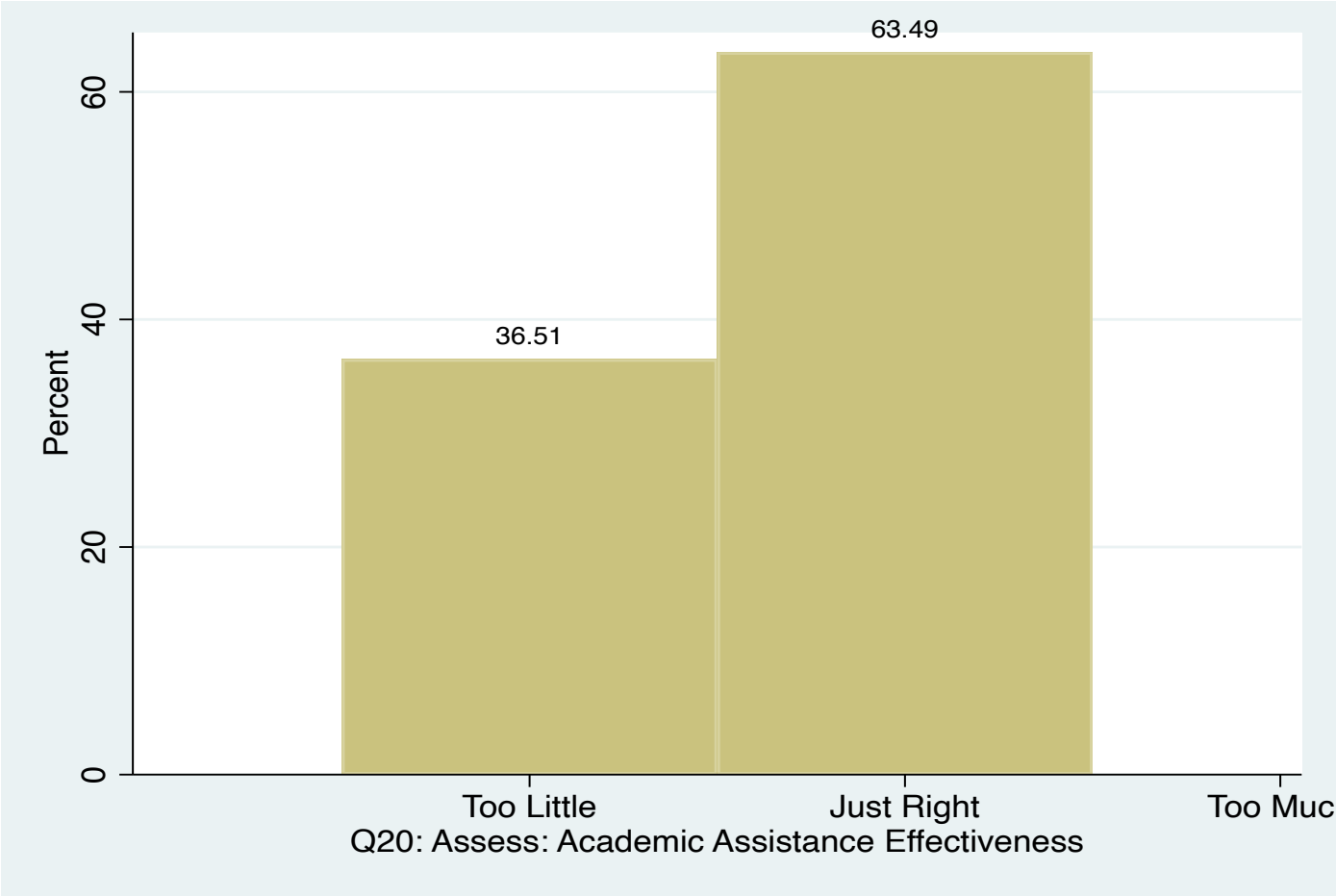
Answered: 65 Skipped: 18



Q20: Please assess this aspect of our schools. Please click one of the three options.

Effectiveness of additional academic assistance

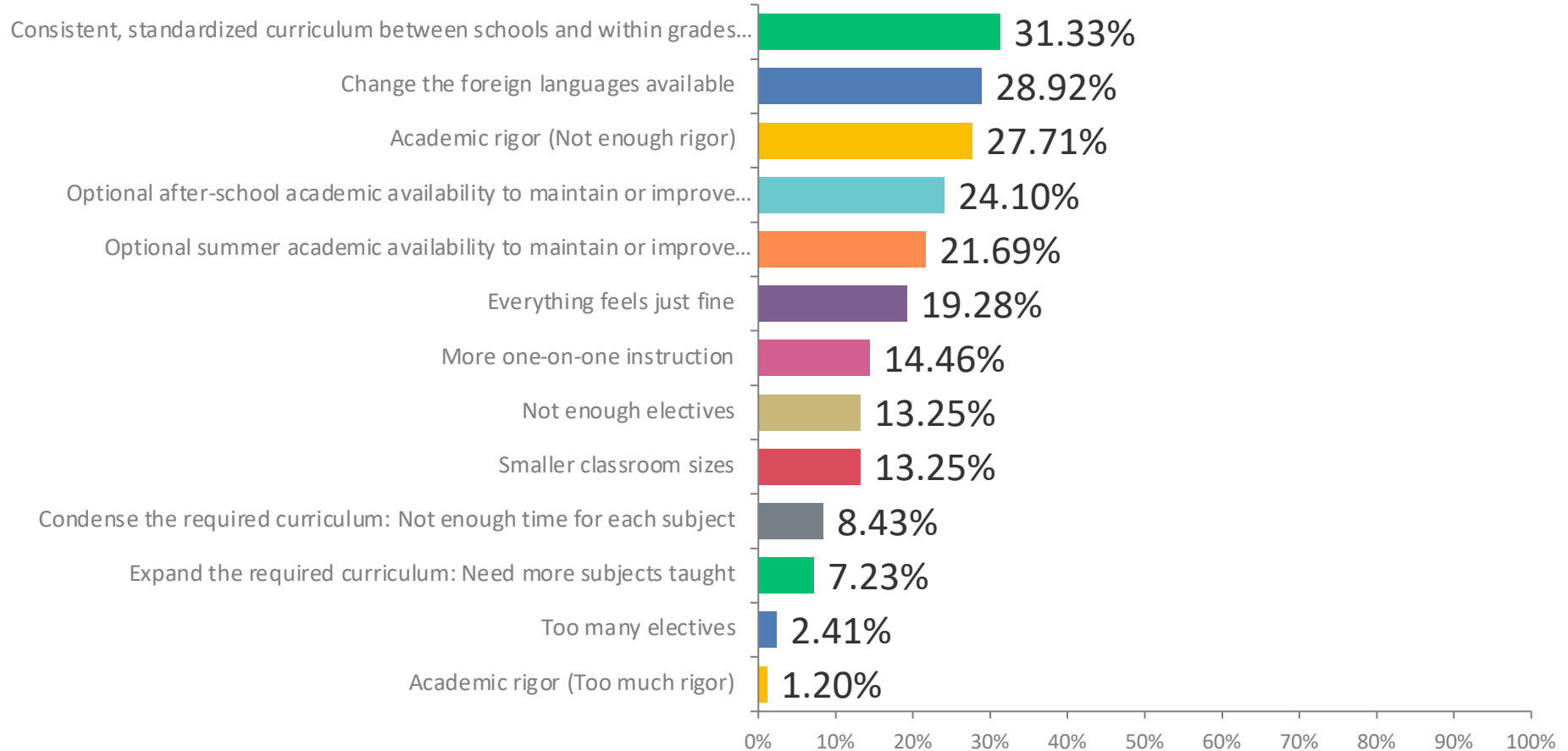
Answered: 63 Skipped: 20



Q22: What are the current most pressing academic needs within our schools?

Please choose up to three of the most important answers for you.

Answered: 83 Skipped: 0



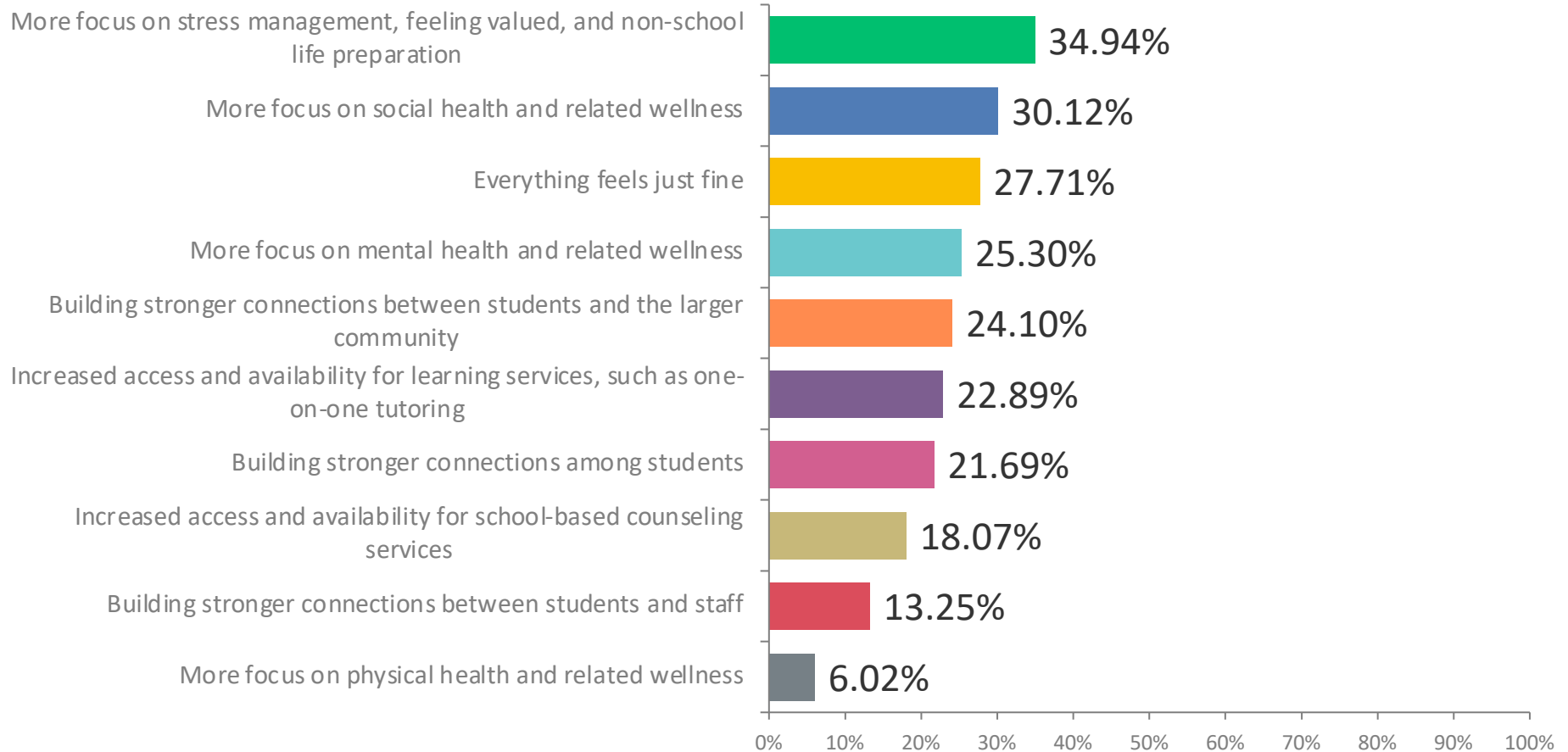
Q22: What are the current most pressing academic needs within our schools?

Please choose up to three of the most important answers for you.

Answered: 83 Skipped: 0

ANSWER CHOICES	RESPONSES	
Consistent, standardized curriculum between schools and within grades and subjects	31.33%	26
Change the foreign languages available	28.92%	24
Academic rigor (Not enough rigor)	27.71%	23
Optional after-school academic availability to maintain or improve performance	24.10%	20
Optional summer academic availability to maintain or improve performance	21.69%	18
Everything feels just fine	19.28%	16
More one-on-one instruction	14.46%	12
Not enough electives	13.25%	11
Smaller classroom sizes	13.25%	11
Condense the required curriculum: Not enough time for each subject	8.43%	7
Expand the required curriculum: Need more subjects taught	7.23%	6
Too many electives	2.41%	2
Academic rigor (Too much rigor)	1.20%	1

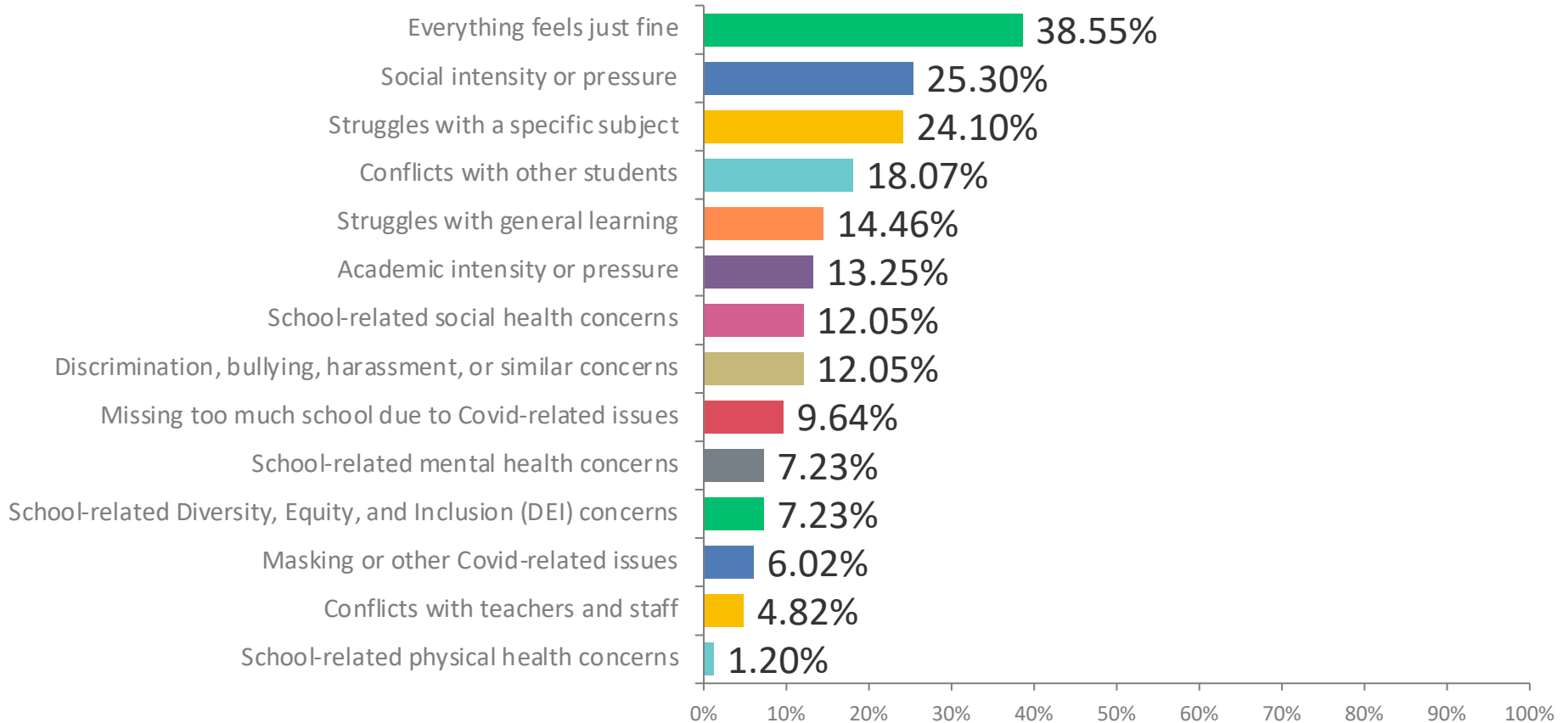
Q24: What are the current most pressing student support and service needs within our schools? Please choose up to three of the most important answers for you. Answered: 83 Skipped: 0



Q24: What are the current most pressing student support and service needs within our schools? Please choose up to three of the most important answers for you. Answered: 83 Skipped: 0

ANSWER CHOICES	RESPONSES	
More focus on stress management, feeling valued, and non-school life preparation	34.94%	29
More focus on social health and related wellness	30.12%	25
Everything feels just fine	27.71%	23
More focus on mental health and related wellness	25.30%	21
Building stronger connections between students and the larger community	24.10%	20
Increased access and availability for learning services, such as one-on-one tutoring	22.89%	19
Building stronger connections among students	21.69%	18
Increased access and availability for school-based counseling services	18.07%	15
Building stronger connections between students and staff	13.25%	11
More focus on physical health and related wellness	6.02%	5
TOTAL	186	

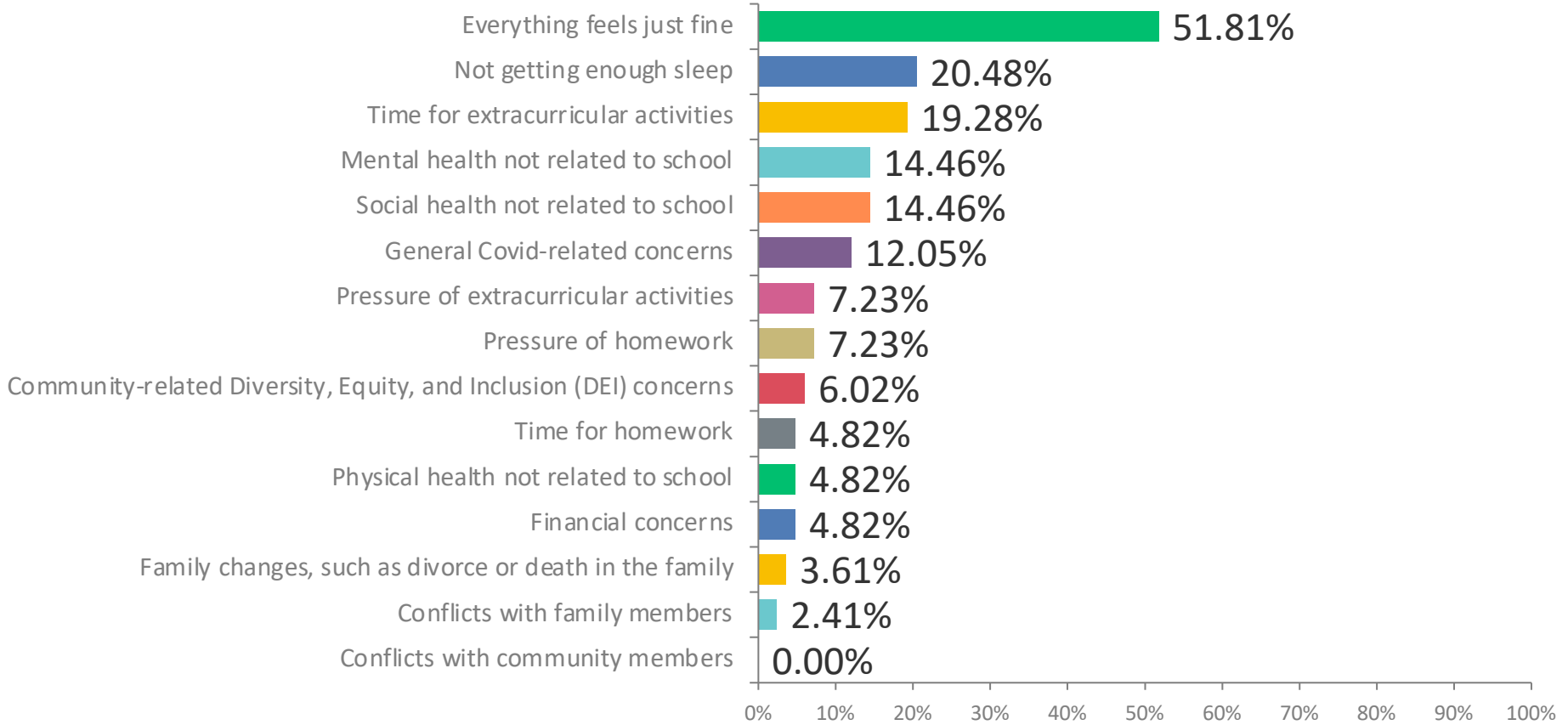
Q26: What are the current most pressing concerns for your specific child during the school day? Please choose up to three of the most important answers for you. (As a reminder, please complete separate surveys for each student.) Answered: 83 Skipped: 0



Q26: What are the current most pressing concerns for your specific child during the school day? Please choose up to three of the most important answers for you. (As a reminder, please complete separate surveys for each student.) Answered: 83 Skipped: 0

ANSWER CHOICES	RESPONSES	
Everything feels just fine	38.55%	32
Social intensity or pressure	25.30%	21
Struggles with a specific subject	24.10%	20
Conflicts with other students	18.07%	15
Struggles with general learning	14.46%	12
Academic intensity or pressure	13.25%	11
School-related social health concerns	12.05%	10
Discrimination, bullying, harassment, or similar concerns	12.05%	10
Missing too much school due to Covid-related issues	9.64%	8
School-related mental health concerns	7.23%	6
School-related Diversity, Equity, and Inclusion (DEI) concerns	7.23%	6
Masking or other Covid-related issues	6.02%	5
Conflicts with teachers and staff	4.82%	4
School-related physical health concerns	1.20%	1

Q28: What are the current most pressing concerns for your specific child outside of the school day? Please choose up to three of the most important answers for you. (As a reminder, please complete separate surveys for each student.) Answered: 83 Skipped: 0



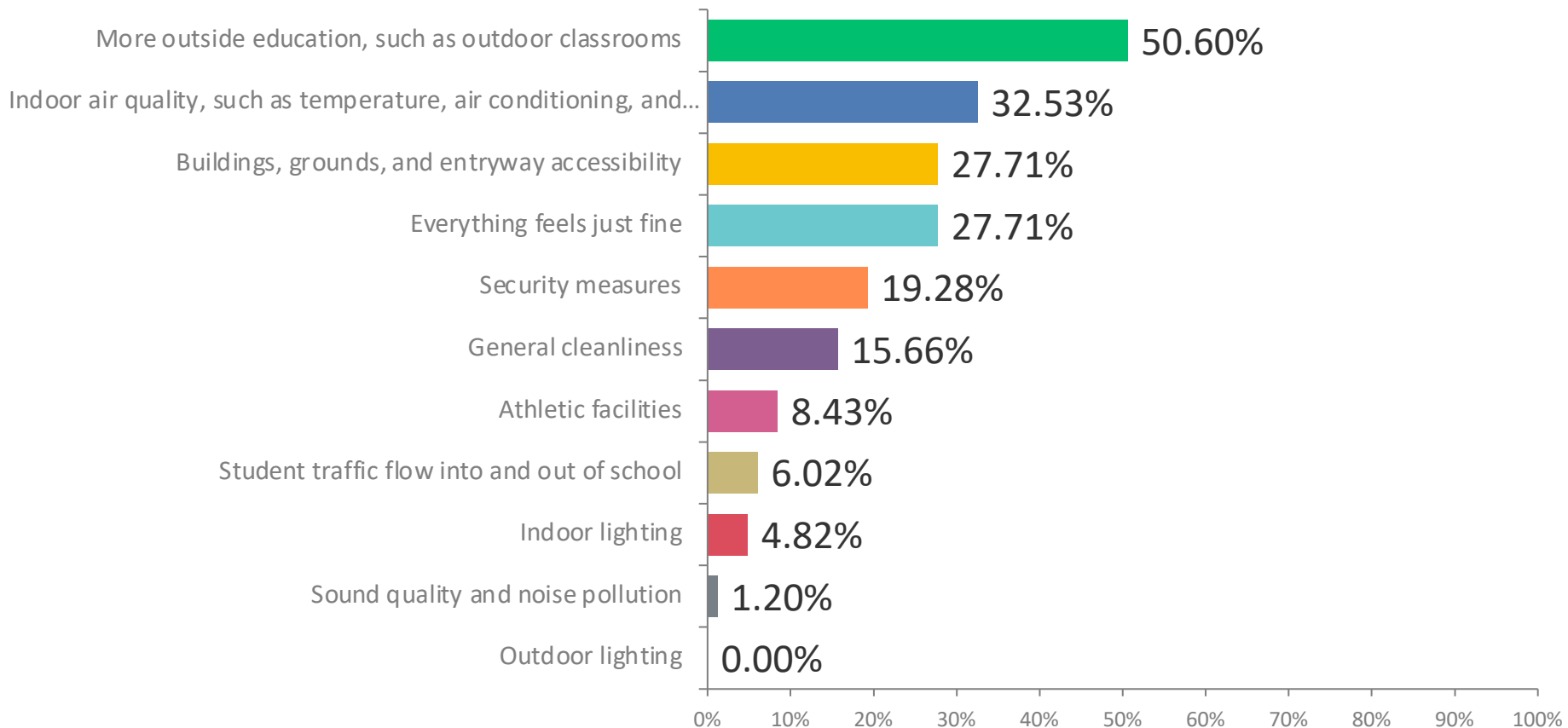
Q28: What are the current most pressing concerns for your specific child outside of the school day? Please choose up to three of the most important answers for you. (As a reminder, please complete separate surveys for each student.)

Answered: 83 Skipped: 0

ANSWER CHOICES	RESPONSES	
Everything feels just fine	51.81%	43
Not getting enough sleep	20.48%	17
Time for extracurricular activities	19.28%	16
Mental health not related to school	14.46%	12
Social health not related to school	14.46%	12
General Covid-related concerns	12.05%	10
Pressure of extracurricular activities	7.23%	6
Pressure of homework	7.23%	6
Community-related Diversity, Equity, and Inclusion (DEI) concerns	6.02%	5
Time for homework	4.82%	4
Physical health not related to school	4.82%	4
Financial concerns	4.82%	4
Family changes, such as divorce or death in the family	3.61%	3
Conflicts with family members	2.41%	2
Conflicts with community members	0%	0

Q30: What are the current most needed improvements related to the health and safety of the physical environment of our schools? Please choose up to three of the most important answers for you.

Answered: 83 Skipped: 0

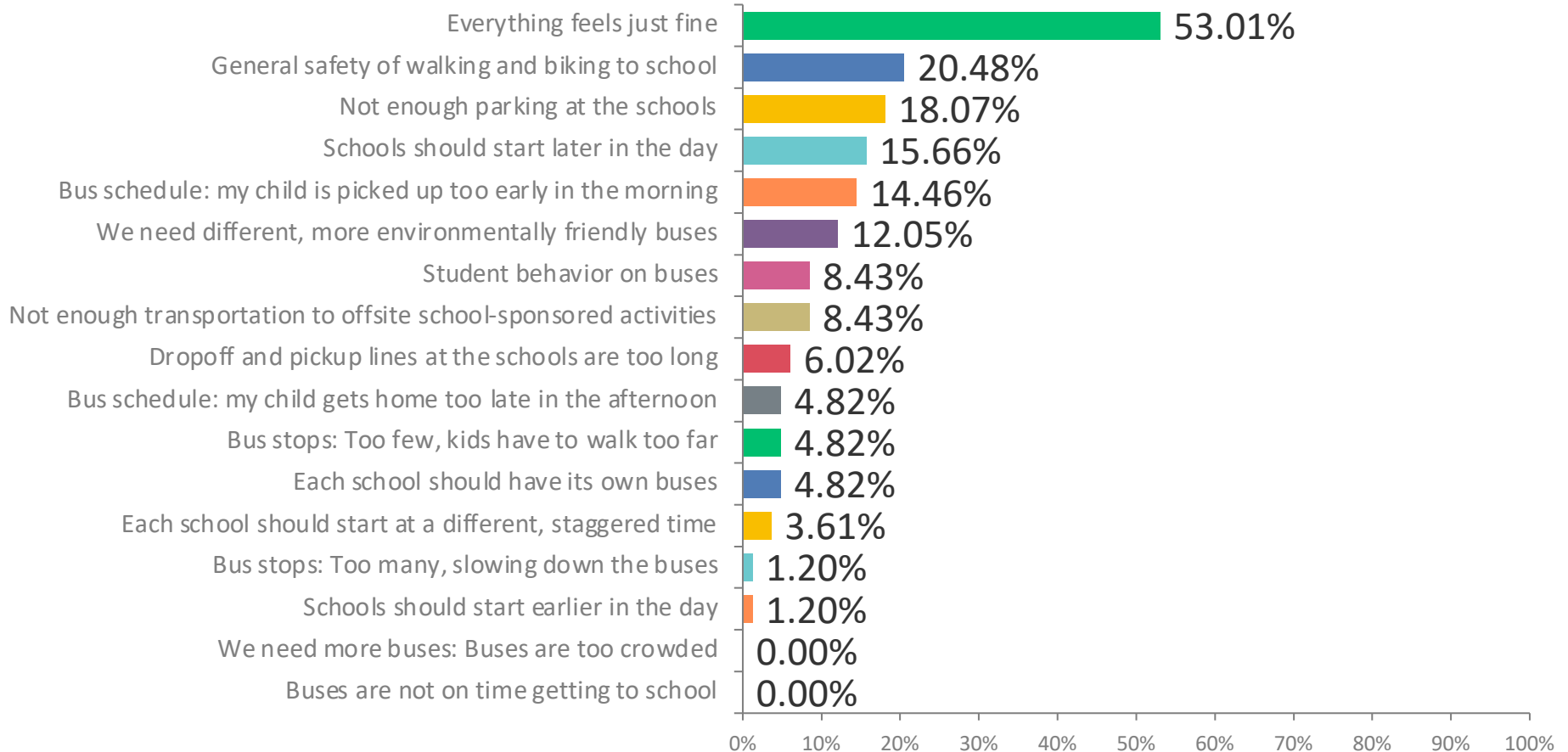


Q30: What are the current most needed improvements related to the health and safety of the physical environment of our schools? Please choose up to three of the most important answers for you. Answered: 83 Skipped: 0

ANSWER CHOICES	RESPONSES	
More outside education, such as outdoor classrooms	50.60%	42
Indoor air quality, such as temperature, air conditioning, and HVAC systems	32.53%	27
Buildings, grounds, and entryway accessibility	27.71%	23
Everything feels just fine	27.71%	23
Security measures	19.28%	16
General cleanliness	15.66%	13
Athletic facilities	8.43%	7
Student traffic flow into and out of school	6.02%	5
Indoor lighting	4.82%	4
Sound quality and noise pollution	1.20%	1
Outdoor lighting	0%	0
TOTAL		161

Q32: What are the current most pressing transportation, arrival, and departure needs for our schools? Please choose up to three of the most important answers for you.

Answered: 83
Skipped: 0



Q32: What are the current most pressing transportation, arrival, and departure needs for our schools? Please choose up to three of the most important answers for you.

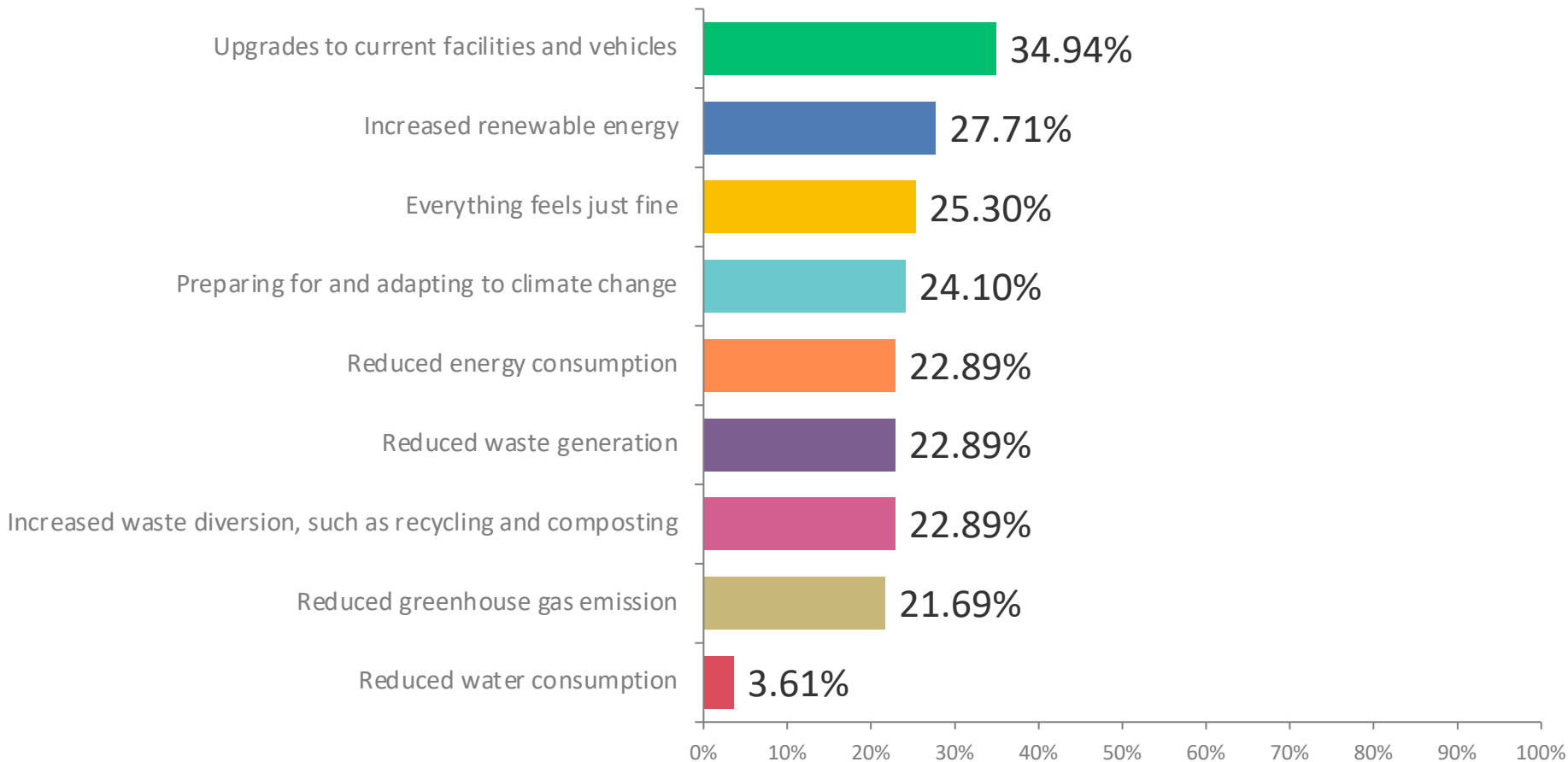
Answered: 83
Skipped: 0

ANSWER CHOICES	RESPONSES	
Everything feels just fine	53.01%	44
General safety of walking and biking to school	20.48%	17
Not enough parking at the schools	18.07%	15
Schools should start later in the day	15.66%	13
Bus schedule: my child is picked up too early in the morning	14.46%	12
We need different, more environmentally friendly buses	12.05%	10
Student behavior on buses	8.43%	7
Not enough transportation to offsite school-sponsored activities	8.43%	7
Dropoff and pickup lines at the schools are too long	6.02%	5
Bus schedule: my child gets home too late in the afternoon	4.82%	4
Bus stops: Too few, kids have to walk too far	4.82%	4
Each school should have its own buses	4.82%	4
Each school should start at a different, staggered time	3.61%	3
Bus stops: Too many, slowing down the buses	1.20%	1
Schools should start earlier in the day	1.20%	1
We need more buses: Buses are too crowded	0%	0
Buses are not on time getting to school	0%	0

Q34: What are the current most pressing sustainability needs within our schools?

Please choose up to three of the most important answers for you.

Answered: 83 Skipped: 0



Q34: What are the current most pressing sustainability needs within our schools?

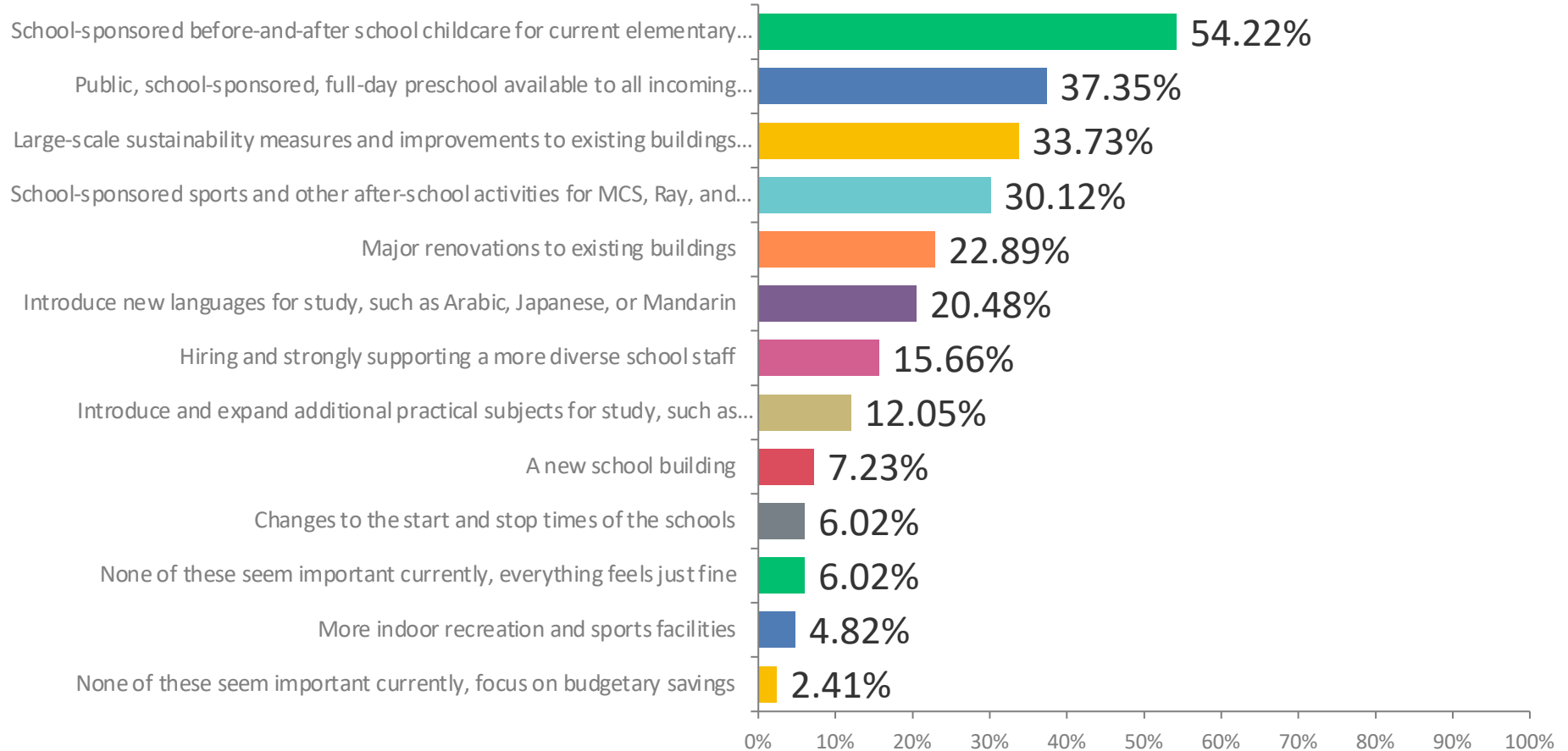
Please choose up to three of the most important answers for you.

Answered: 83 Skipped: 0

ANSWER CHOICES	RESPONSES	
Upgrades to current facilities and vehicles	34.94%	29
Increased renewable energy	27.71%	23
Everything feels just fine	25.30%	21
Preparing for and adapting to climate change	24.10%	20
Reduced energy consumption	22.89%	19
Reduced waste generation	22.89%	19
Increased waste diversion, such as recycling and composting	22.89%	19
Reduced greenhouse gas emission	21.69%	18
Reduced water consumption	3.61%	3
TOTAL		171

Q36: Within the next five years, which large-scale initiatives are the most important? Please choose up to three of the most important answers for you.

Answered: 83 Skipped: 0



Q36: Within the next five years, which large-scale initiatives are the most important?

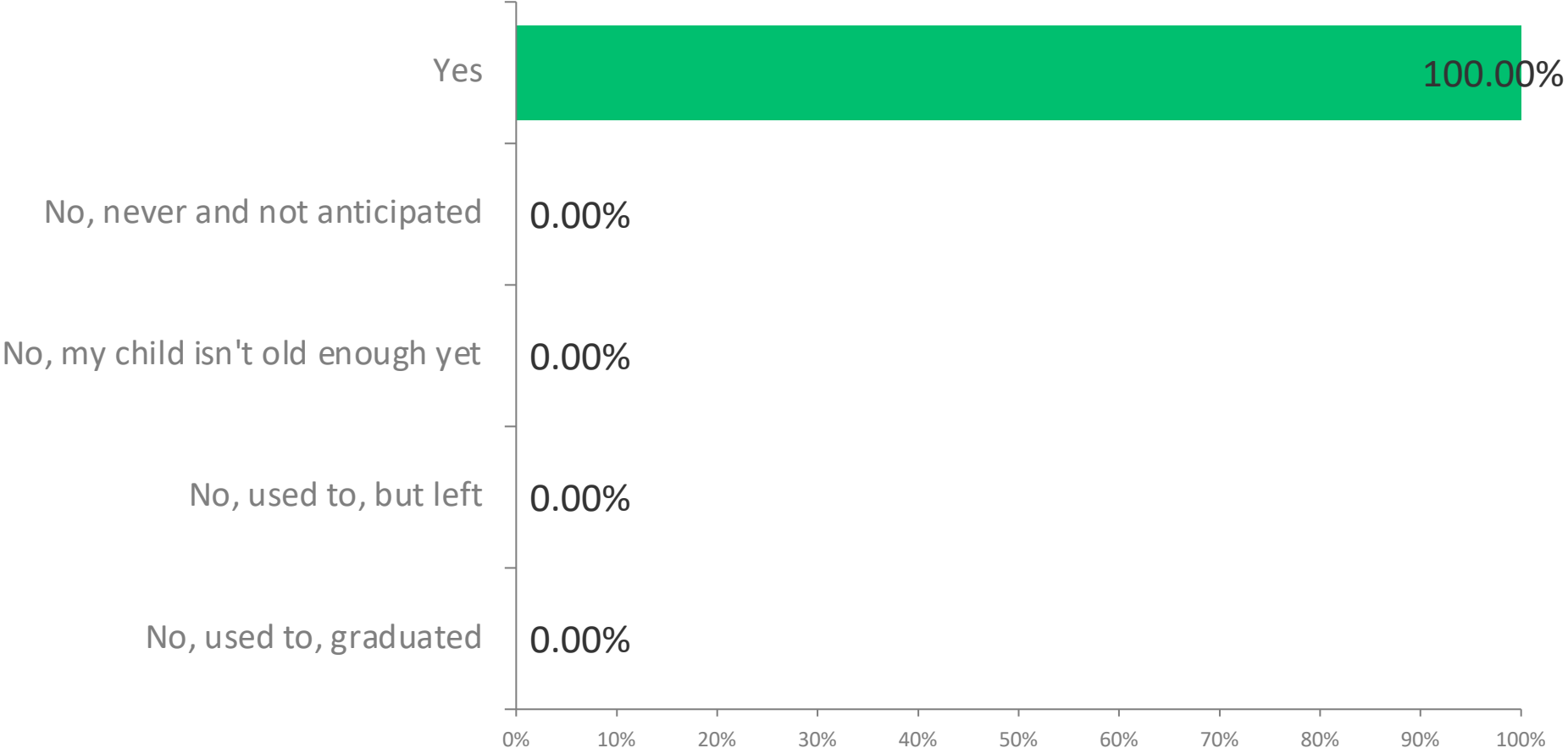
Please choose up to three of the most important answers for you.

Answered: 83 Skipped: 0

ANSWER CHOICES	RESPONSES	
School-sponsored before-and-after school childcare for current elementary school students at MCS and Ray	54.22%	45
Public, school-sponsored, full-day preschool available to all incoming Hanover and Norwich students	37.35%	31
Large-scale sustainability measures and improvements to existing buildings and grounds	33.73%	28
School-sponsored sports and other after-school activities for MCS, Ray, and RMS students	30.12%	25
Major renovations to existing buildings	22.89%	19
Introduce new languages for study, such as Arabic, Japanese, or Mandarin	20.48%	17
Hiring and strongly supporting a more diverse school staff	15.66%	13
Introduce and expand additional practical subjects for study, such as driver's education, business education, and family & consumer sciences ("home economics")	12.05%	10
A new school building	7.23%	6
Changes to the start and stop times of the schools	6.02%	5
None of these seem important currently, everything feels just fine	6.02%	5
More indoor recreation and sports facilities	4.82%	4
None of these seem important currently, focus on budgetary savings	2.41%	2
TOTAL		21

Q38: Do you currently have a child in the schools?

Answered: 83 Skipped: 0



Q38: Do you currently have a child in the schools?

Answered: 83 Skipped: 0

ANSWER CHOICES

RESPONSES

Yes

100%

83

No, never and not anticipated

0%

0

No, my child isn't old enough yet

0%

0

No, used to, but left

0%

0

No, used to, graduated

0%

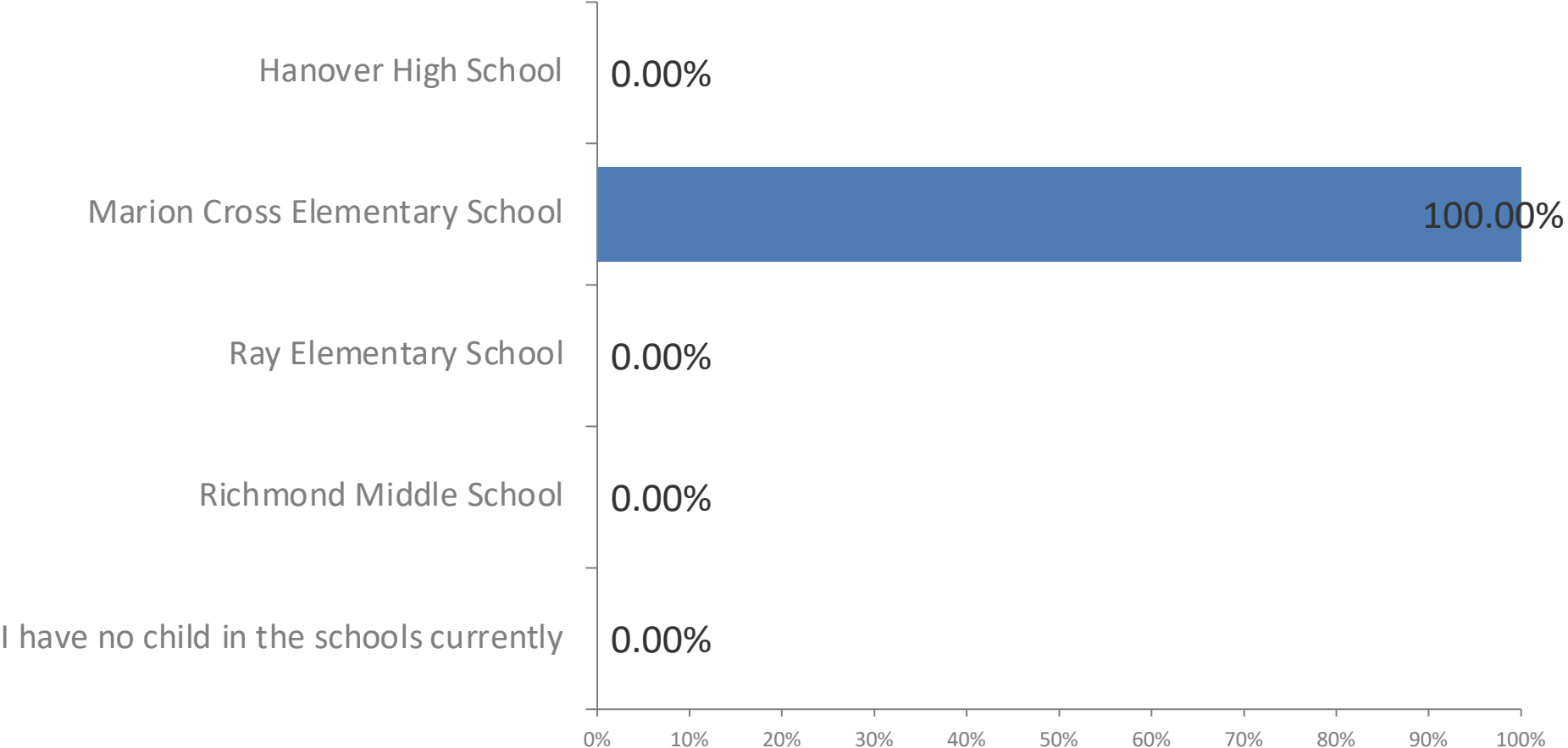
0

TOTAL

83

Q39: If yes, which school does your child currently attend? Reminder to please complete separate surveys for each student.

Answered: 83 Skipped: 0



Q39: If yes, which school does your child currently attend? Reminder to please complete separate surveys for each student. Answered: 83 Skipped: 0

ANSWER CHOICES

RESPONSES

Hanover High School

0%

0

Marion Cross Elementary School

100%

83

Ray Elementary School

0%

0

Richmond Middle School

0%

0

I have no child in the schools currently

0%

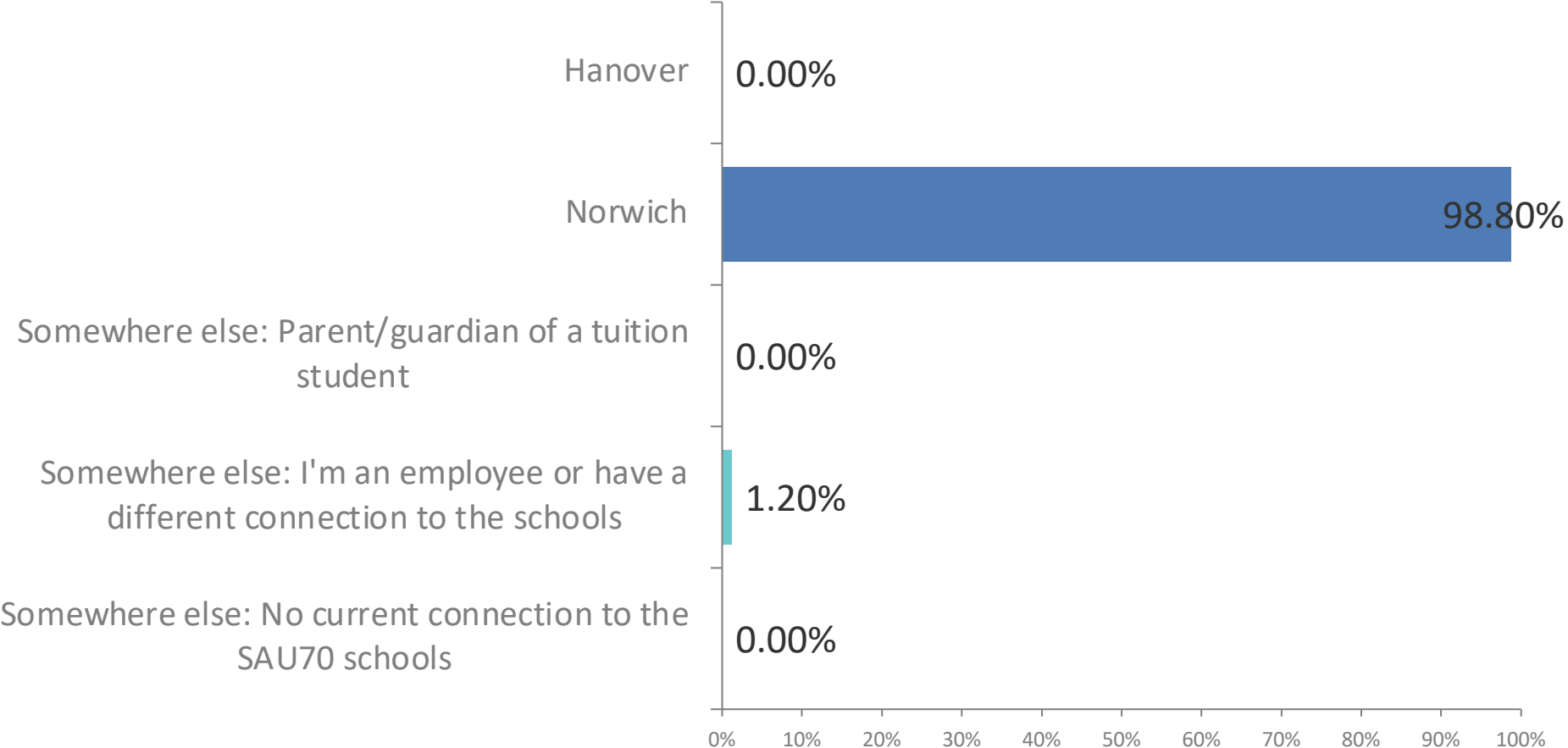
0

TOTAL

83

Q40: Where do you live?

Answered: 83 Skipped: 0



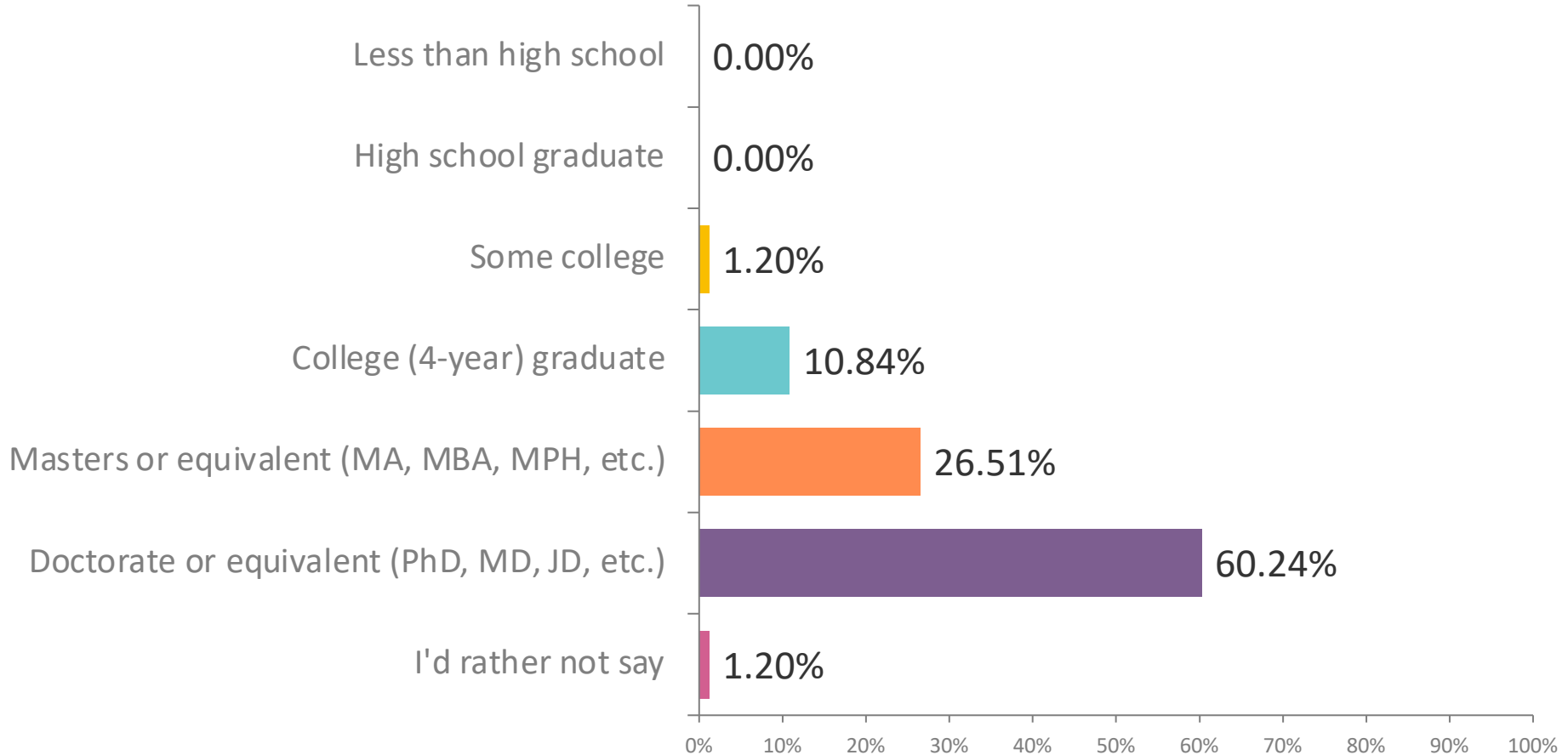
Q40: Where do you live?

Answered: 83 Skipped: 0

ANSWER CHOICES	RESPONSES	
Hanover	0%	0
Norwich	98.80%	82
Somewhere else: Parent/guardian of a tuition student	0%	0
Somewhere else: I'm an employee or have a different connection to the schools	1.20%	1
Somewhere else: No current connection to the SAU70 schools	0%	0
TOTAL		83

Q41: What is the highest educational attainment of a member of your immediate household?

Answered: 83 Skipped: 0



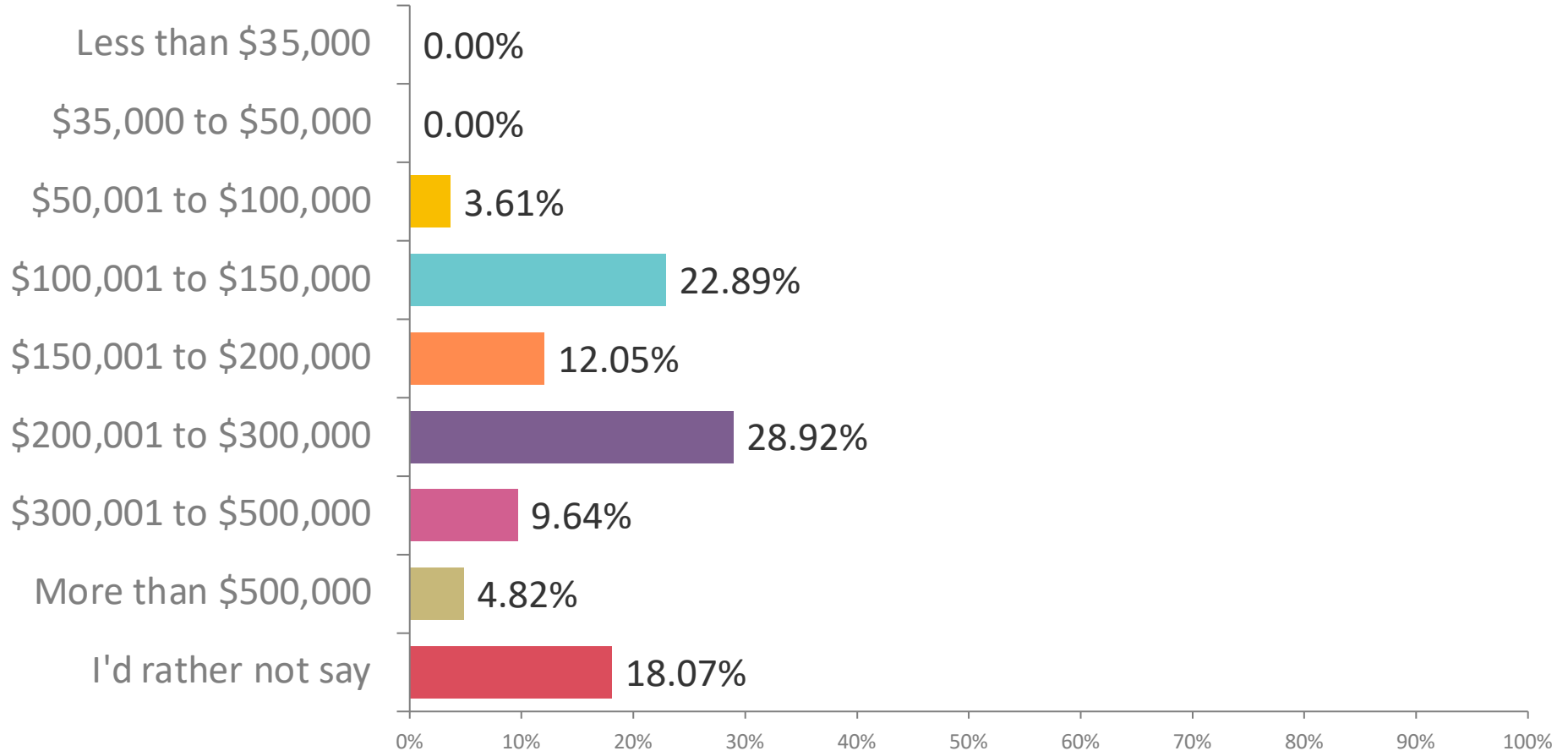
Q41: What is the highest educational attainment of a member of your immediate household?

Answered: 83 Skipped: 0

ANSWER CHOICES	RESPONSES	
Less than high school	0%	0
High school graduate	0%	0
Some college	1.20%	1
College (4-year) graduate	10.84%	9
Masters or equivalent (MA, MBA, MPH, etc.)	26.51%	22
Doctorate or equivalent (PhD, MD, JD, etc.)	60.24%	50
I'd rather not say	1.20%	1
TOTAL		83

Q42: What is your approximate household income?

Answered: 83 Skipped: 0



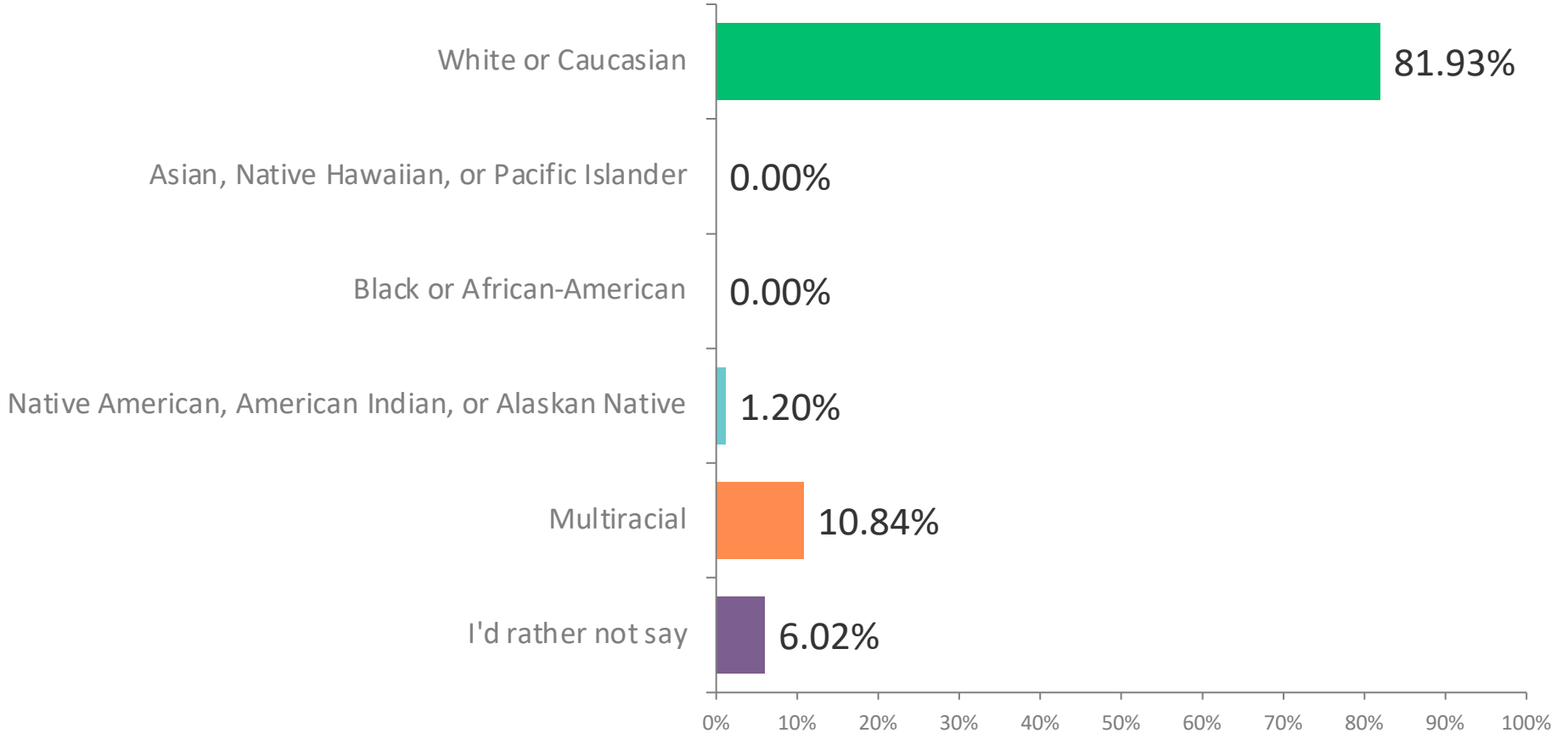
Q42: What is your approximate household income?

Answered: 83 Skipped: 0

ANSWER CHOICES	RESPONSES	
Less than \$35,000	0%	0
\$35,000 to \$50,000	0%	0
\$50,001 to \$100,000	3.61%	3
\$100,001 to \$150,000	22.89%	19
\$150,001 to \$200,000	12.05%	10
\$200,001 to \$300,000	28.92%	24
\$300,001 to \$500,000	9.64%	8
More than \$500,000	4.82%	4
I'd rather not say	18.07%	15
TOTAL		83

Q43: What is the race of your child (or yourself if no child in the schools)?

Answered: 83 Skipped: 0



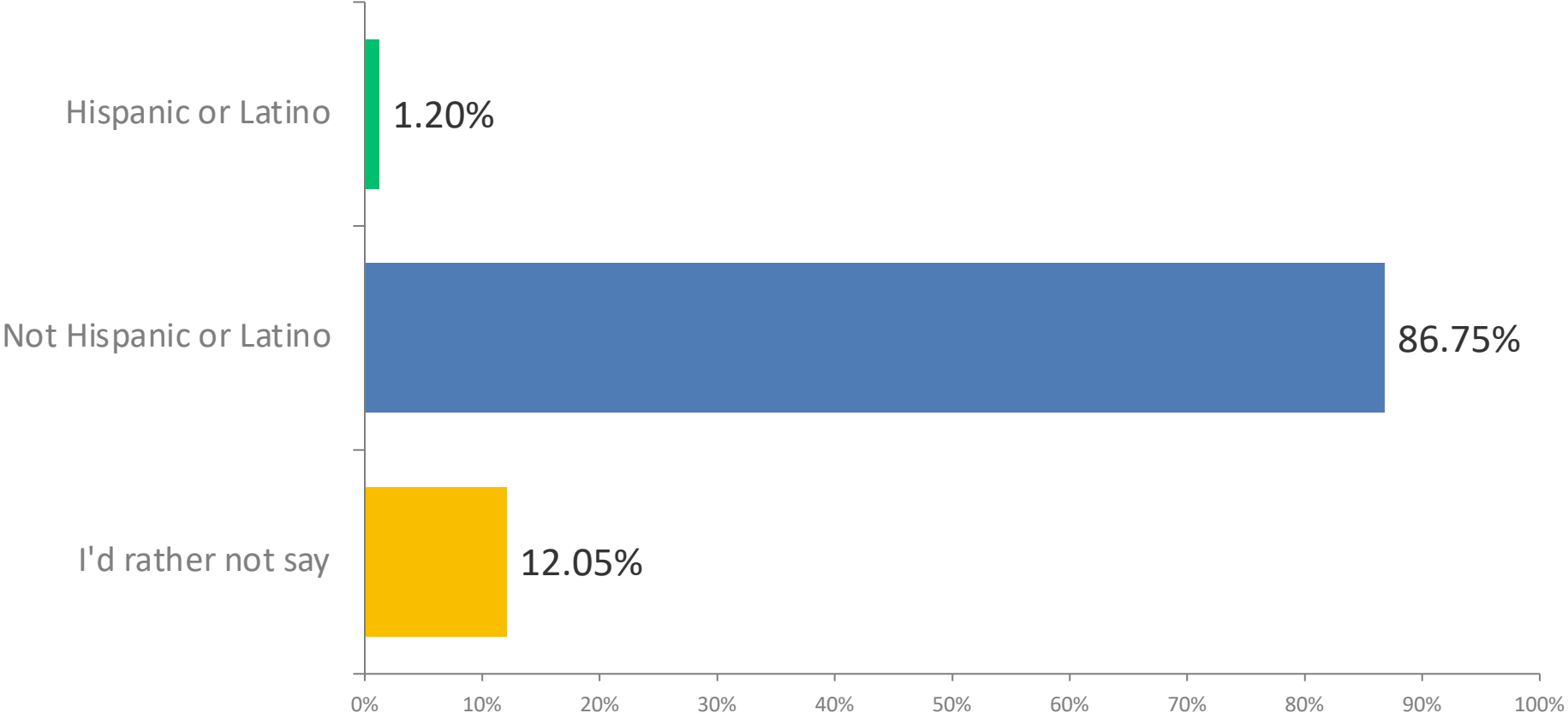
Q43: What is the race of your child (or yourself if no child in the schools)?

Answered: 83 Skipped: 0

ANSWER CHOICES	RESPONSES	
White or Caucasian	81.93%	68
Asian, Native Hawaiian, or Pacific Islander	0%	0
Black or African-American	0%	0
Native American, American Indian, or Alaskan Native	1.20%	1
Multiracial	10.84%	9
I'd rather not say	6.02%	5
TOTAL		83

Q44: What is the ethnicity of your child (or yourself if no child in the schools)?

Answered: 83 Skipped: 0



Q44: What is the ethnicity of your child (or yourself if no child in the schools)?

Answered: 83 Skipped: 0

ANSWER CHOICES

RESPONSES

Hispanic or Latino

1.20%

1

Not Hispanic or Latino

86.75%

72

I'd rather not say

12.05%

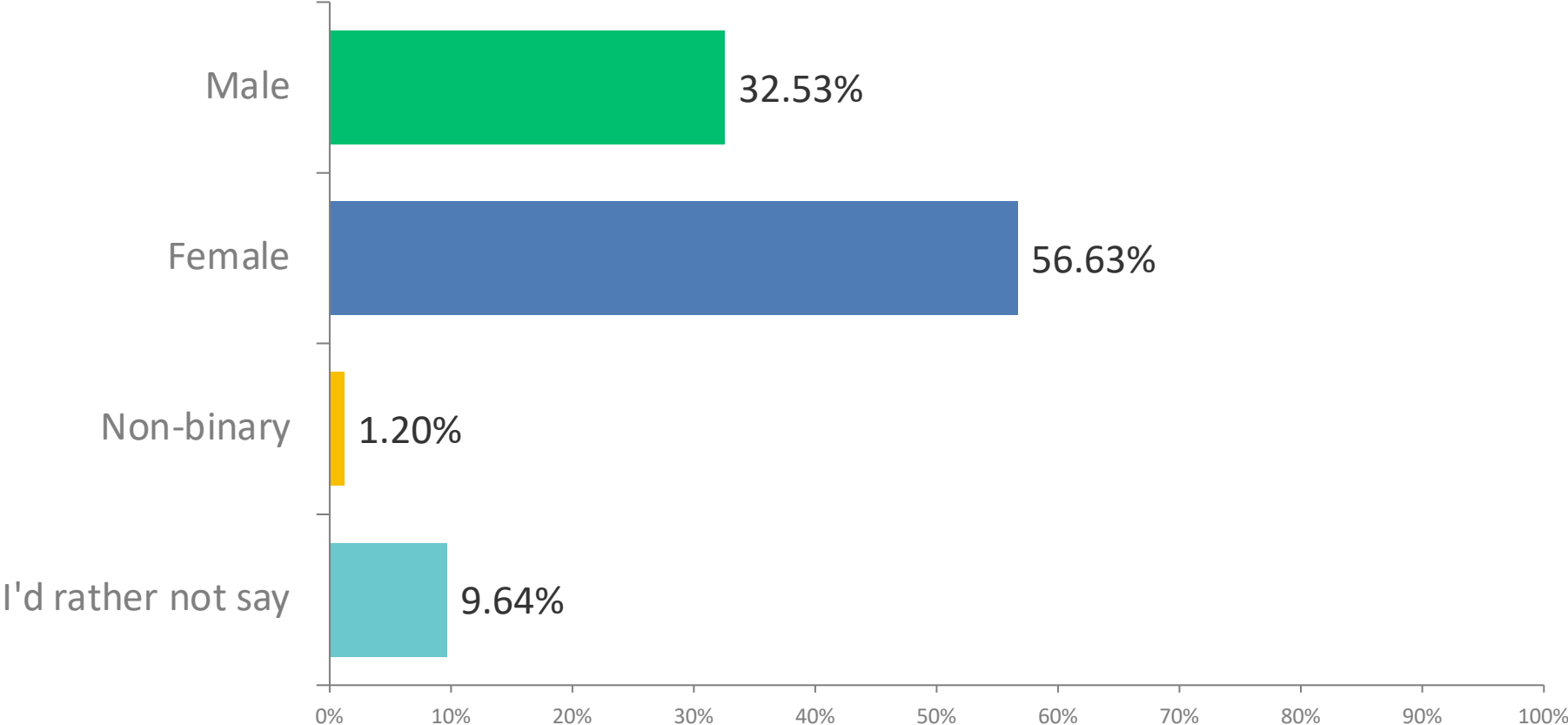
10

TOTAL

83

Q45: What is the gender of your child (or yourself if no child in the schools)?

Answered: 83 Skipped: 0



Q45: What is the gender of your child (or yourself if no child in the schools)?

Answered: 83 Skipped: 0

ANSWER CHOICES

RESPONSES

Male	32.53%	27
Female	56.63%	47
Non-binary	1.20%	1
I'd rather not say	9.64%	8

TOTAL		83
-------	--	----