

SAU70 2022 Strategic Planning Survey
June 2022: HHS Only

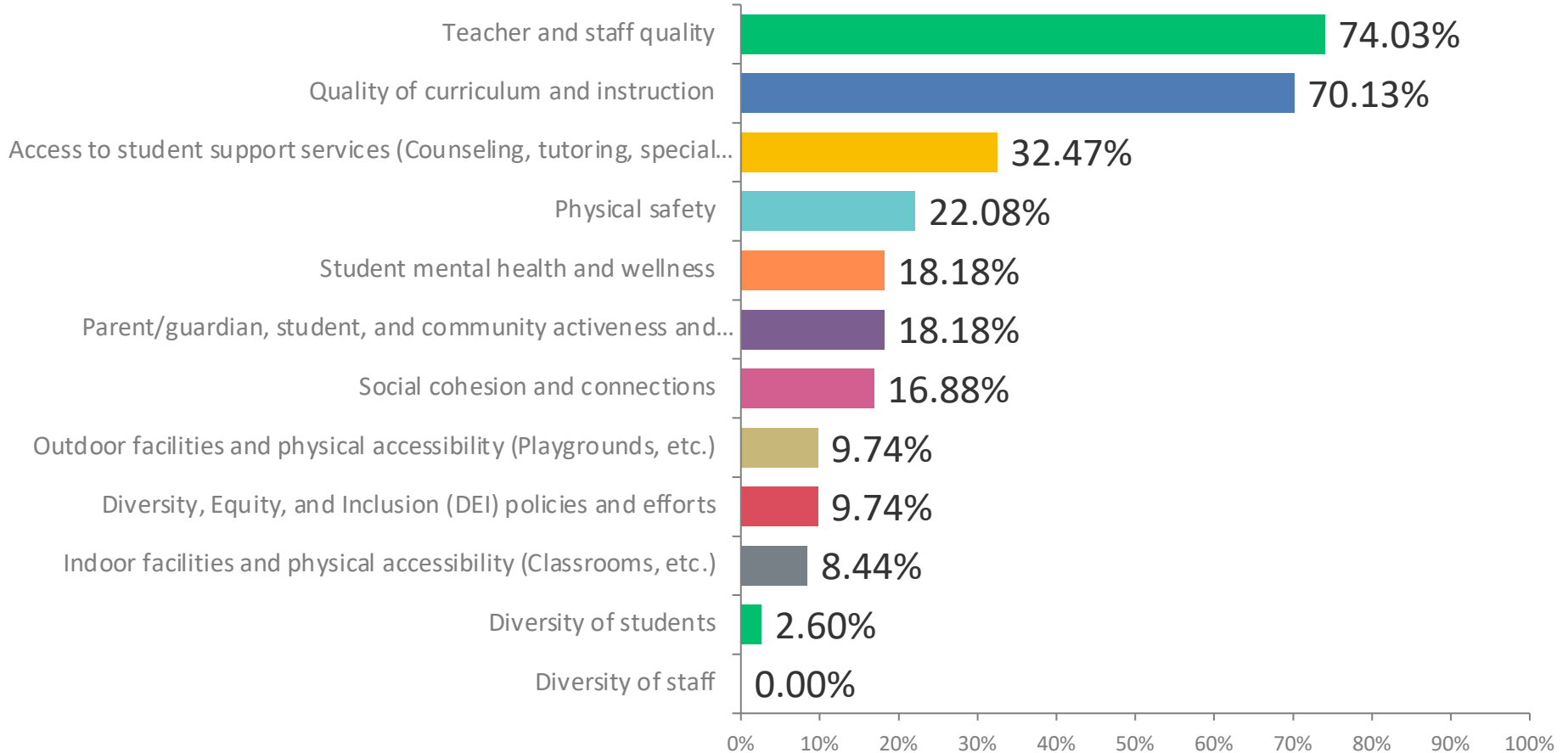
Strategic Planning Survey: 503 responses: 154 specific to HHS

- June 2022 survey sent out to parents, staff, and the community
- Open for multiple weeks until July 1st with multiple reminders from Superintendent
- 47-Item survey
- Participants invited to put in their personal information and be contacted by the Superintendent and his staff; these follow-up meetings (n=40) occurred in summer and fall 2022
- Items included 12 free-text response questions; see next slide for summary
- Redacted (to eliminate potentially identifiable information) free-text responses will be available separately; 90-page PDF; HHS 36-page PDF
 - Free-text responses similar to “no”, “NA”, etc. were removed

	Question	Subject	Comments	Specific	HHS	
Survey Count: All 503 HHS 154	2	Aspects Valued	187	117	38	
	4	Challenges	251	194	68	
	21	Assessments	222	161	55	
	23	Academic	212	153	61	
	25	Student Support	176	99	43	
	27	During School	188	107	41	
	29	Outside School	155	72	30	
	31	Physical Environment	191	117	28	
	33	Transportation	179	109	35	
	35	Sustainability	150	65	21	
	37	5-Year Initiatives	172	99	33	
	46	What We Missed	167	103	36	
	Totals		2,250	1,396	489	3

Q1: Which current aspects do you value the most about our SAU70 schools? Please choose up to three of the most important answers for you.

Answered: 154 Skipped: 0



Q1: Which current aspects do you value the most about our SAU70 schools? Please choose up to three of the most important answers for you.

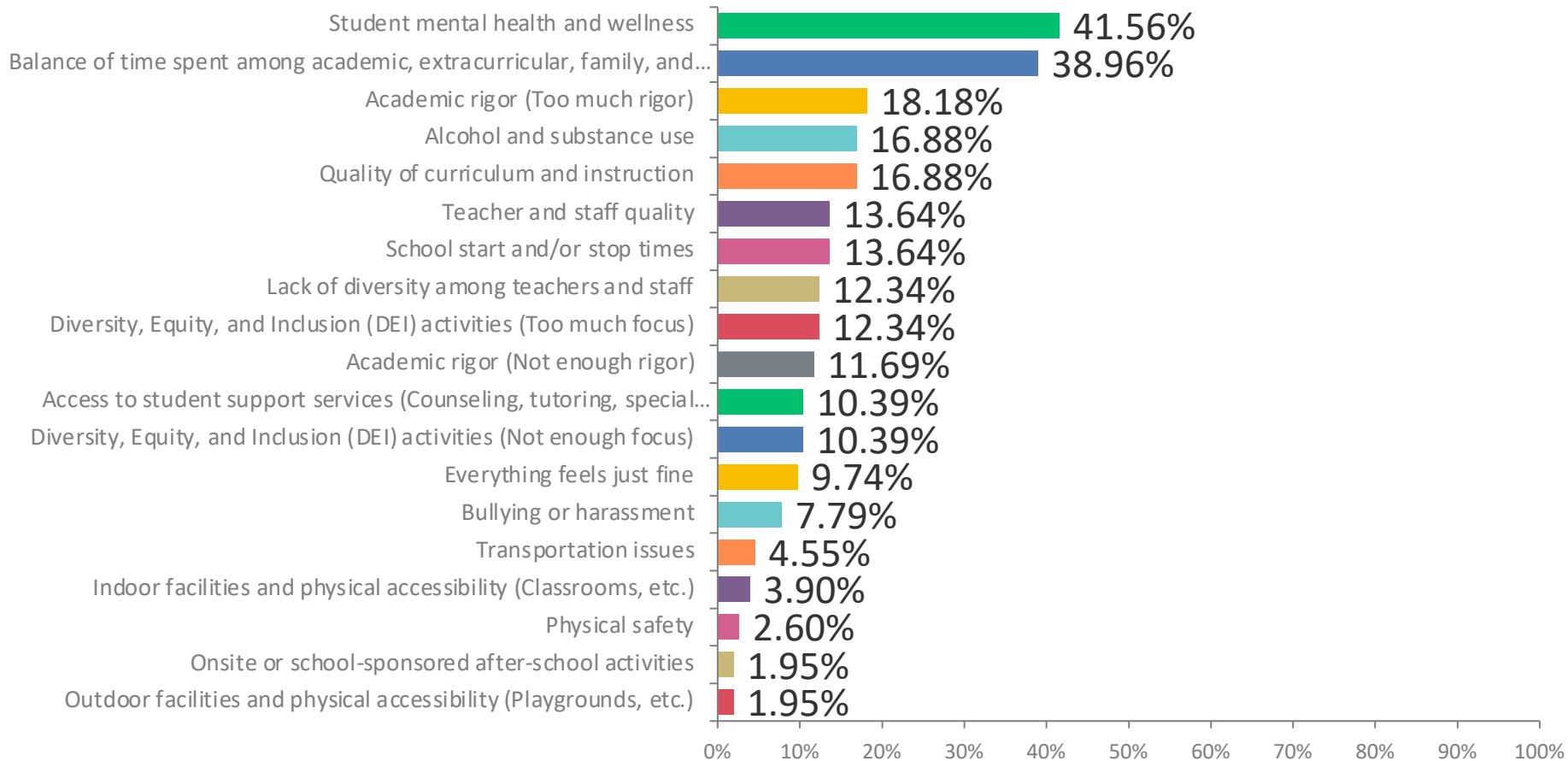
Answered: 154 Skipped: 0

ANSWER CHOICES	RESPONSES	
Teacher and staff quality	74.03%	114
Quality of curriculum and instruction	70.13%	108
Access to student support services (Counseling, tutoring, special education, etc.)	32.47%	50
Physical safety	22.08%	34
Student mental health and wellness	18.18%	28
Parent/guardian, student, and community activeness and participation	18.18%	28
Social cohesion and connections	16.88%	26
Outdoor facilities and physical accessibility (Playgrounds, etc.)	9.74%	15
Diversity, Equity, and Inclusion (DEI) policies and efforts	9.74%	15
Indoor facilities and physical accessibility (Classrooms, etc.)	8.44%	13
Diversity of students	2.60%	4
Diversity of staff	0%	0
TOTAL		435

Q3: What are the biggest current challenges adversely affecting quality of life in our SAU70 schools? Please choose up to three of the most important answers for you.

Answered: 154

Skipped: 0

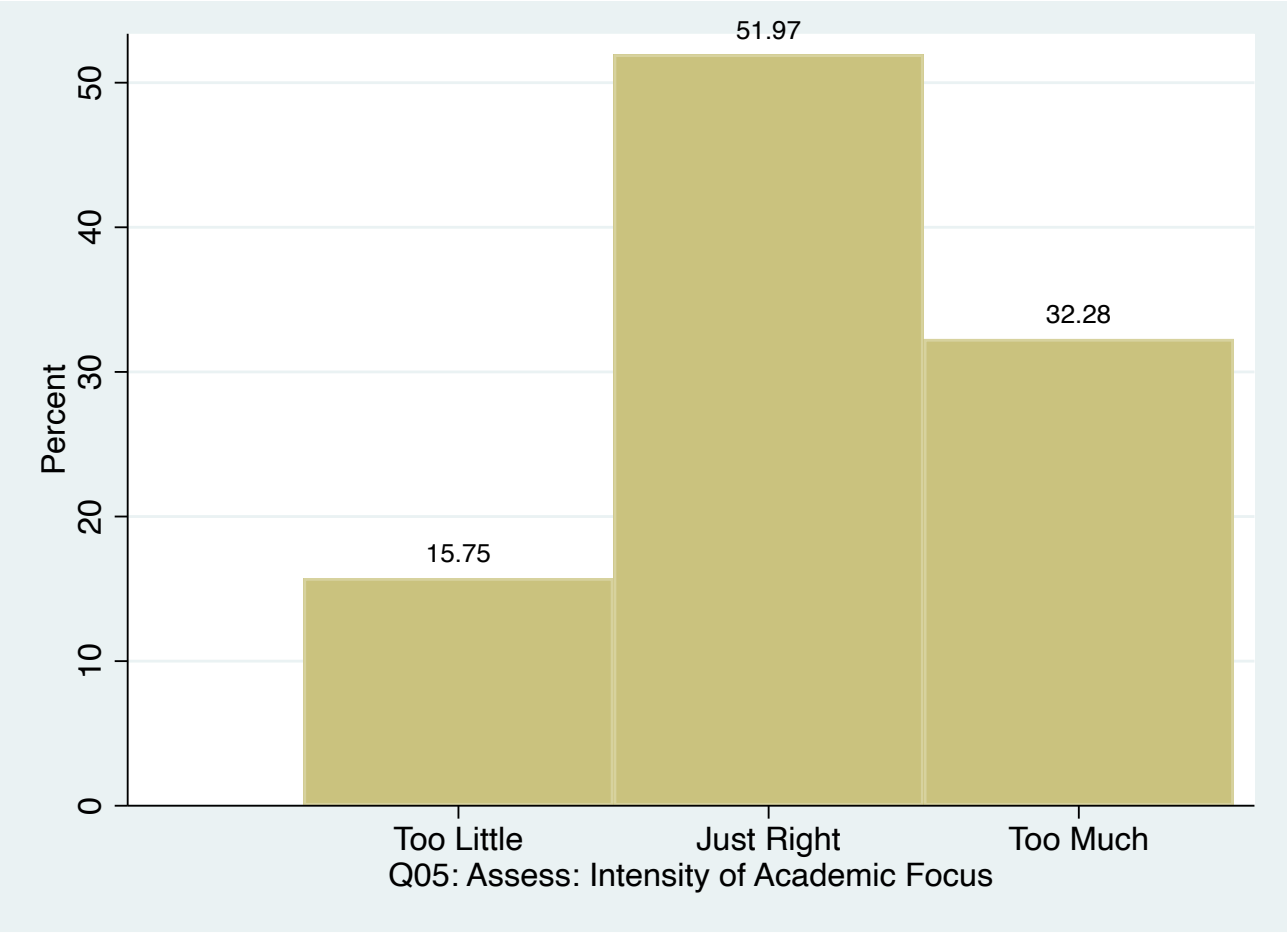


Q3: What are the biggest current challenges adversely affecting quality of life in our SAU70 schools? Please choose up to three of the most important answers for you. Answered: 154 Skipped: 0

ANSWER CHOICES	RESPONSES	
Student mental health and wellness	41.56%	64
Balance of time spent among academic, extracurricular, family, and personal activities	38.96%	60
Academic rigor (Too much rigor)	18.18%	28
Alcohol and substance use	16.88%	26
Quality of curriculum and instruction	16.88%	26
Teacher and staff quality	13.64%	21
School start and/or stop times	13.64%	21
Lack of diversity among teachers and staff	12.34%	19
Diversity, Equity, and Inclusion (DEI) activities (Too much focus)	12.34%	19
Academic rigor (Not enough rigor)	11.69%	18
Access to student support services (Counseling, tutoring, special education, etc.)	10.39%	16
Diversity, Equity, and Inclusion (DEI) activities (Not enough focus)	10.39%	16
Everything feels just fine	9.74%	15
Bullying or harassment	7.79%	12
Transportation issues	4.55%	7
Indoor facilities and physical accessibility (Classrooms, etc.)	3.90%	6
Physical safety	2.60%	4
Onsite or school-sponsored after-school activities	1.95%	3
Outdoor facilities and physical accessibility (Playgrounds, etc.)	1.95%	3

Q5: Please assess this aspect of our schools. Please click on one of the three options. Intensity of academic focus

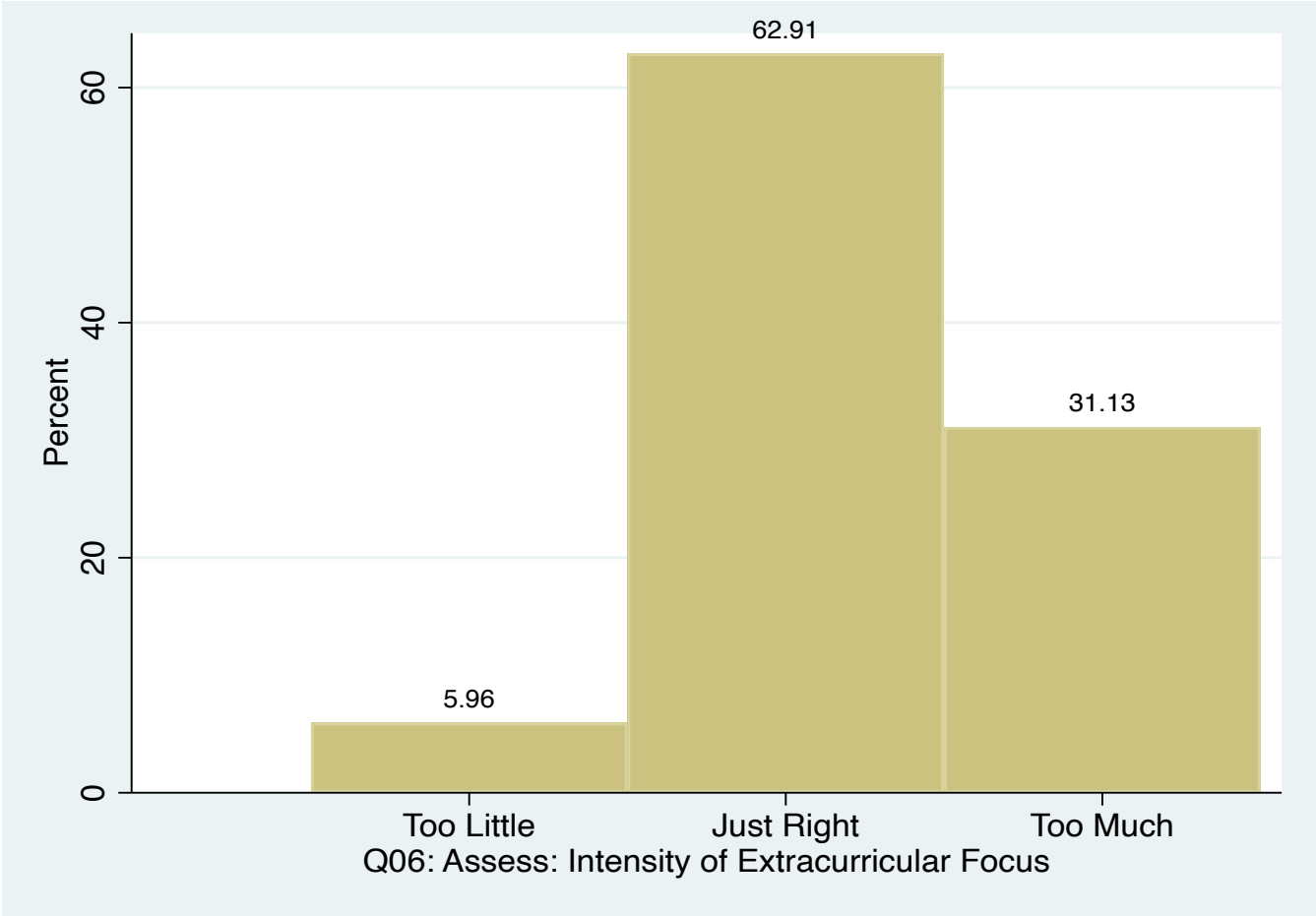
Answered: 127 Skipped: 27



Q6: Please assess this aspect of our schools. Please click on one of the three options.

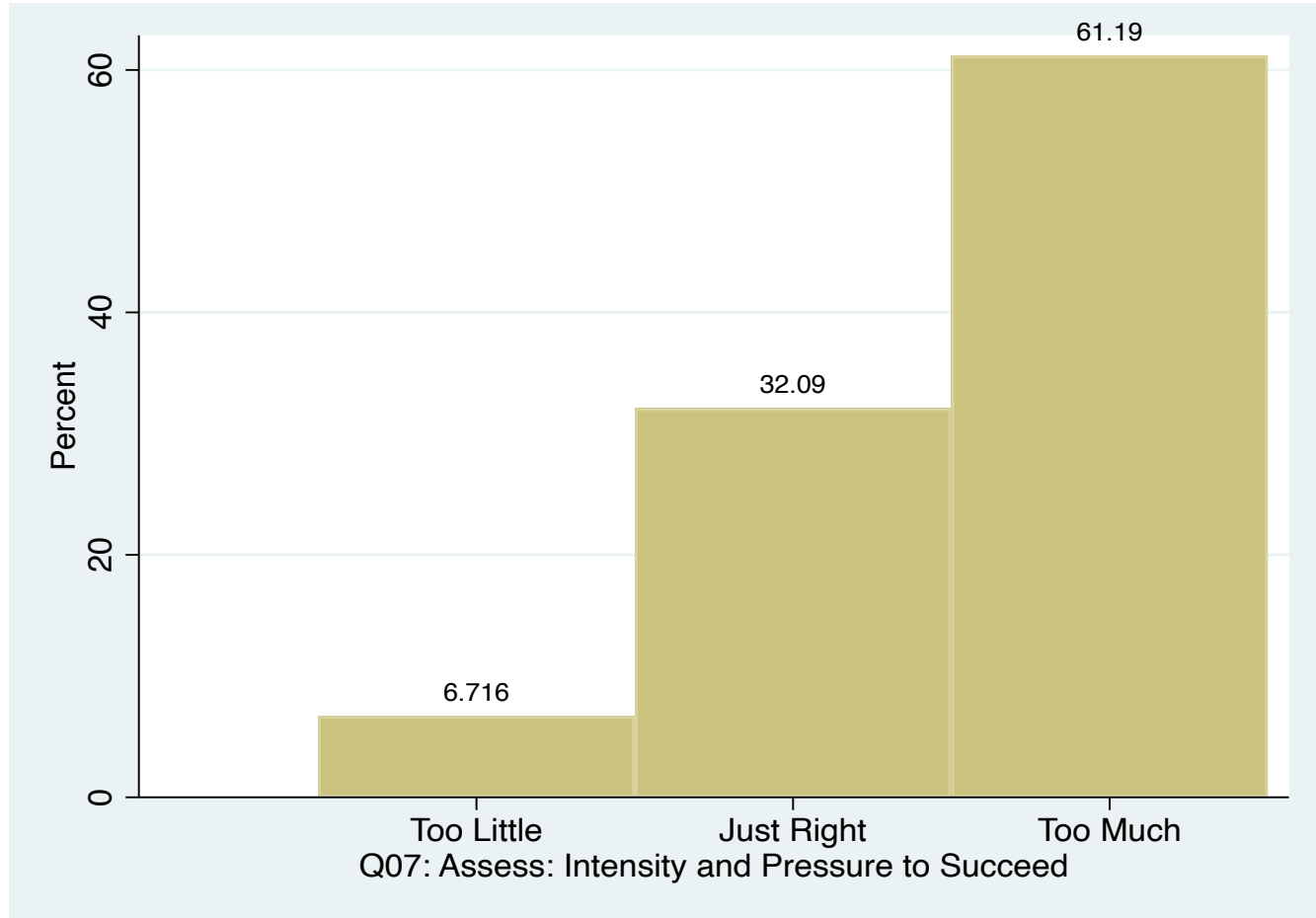
Intensity of extracurricular activities, such as athletics and theater

Answered: 151 Skipped: 3



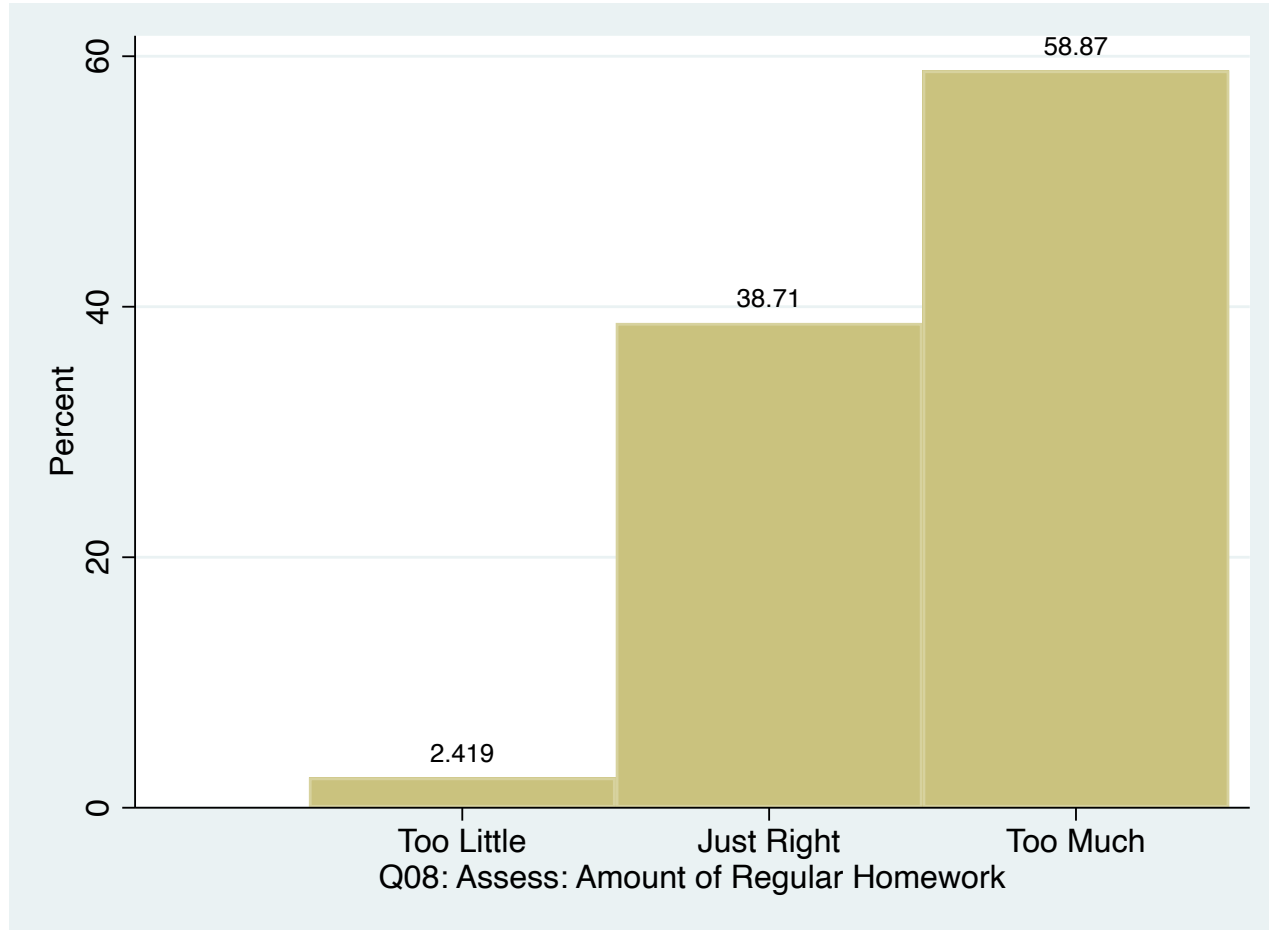
Q7: Please assess this aspect of our schools. Please click on one of the three options.
Intensity and pressure to succeed

Answered: 134 Skipped: 20



Q8: Please assess this aspect of our schools. Please click on one of the three options.
Amount of regular homework

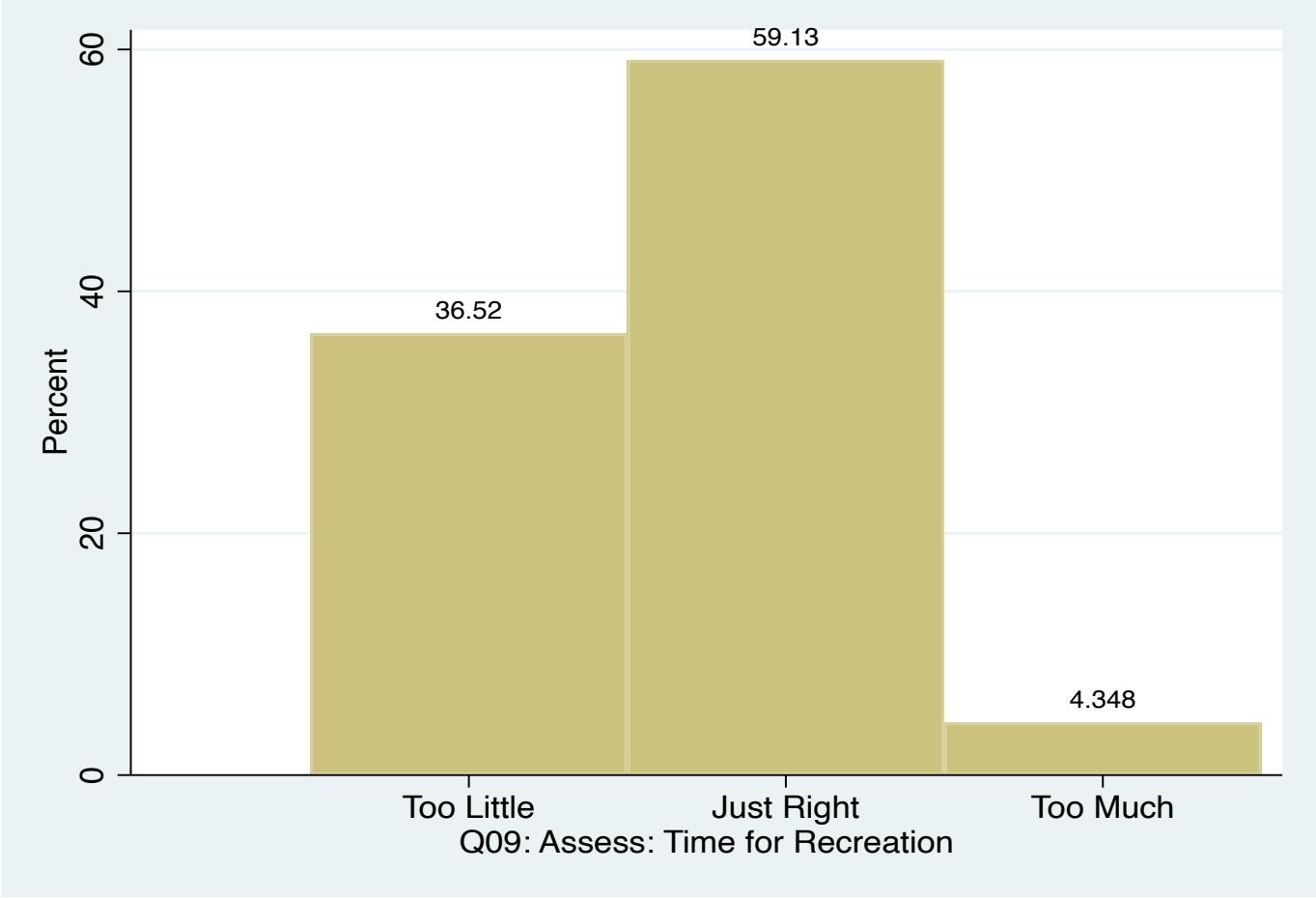
Answered: 124 Skipped: 30



Q9: Please assess this aspect of our schools. Please click on one of the three options.

Time availability for playground/recess/recreation, etc.

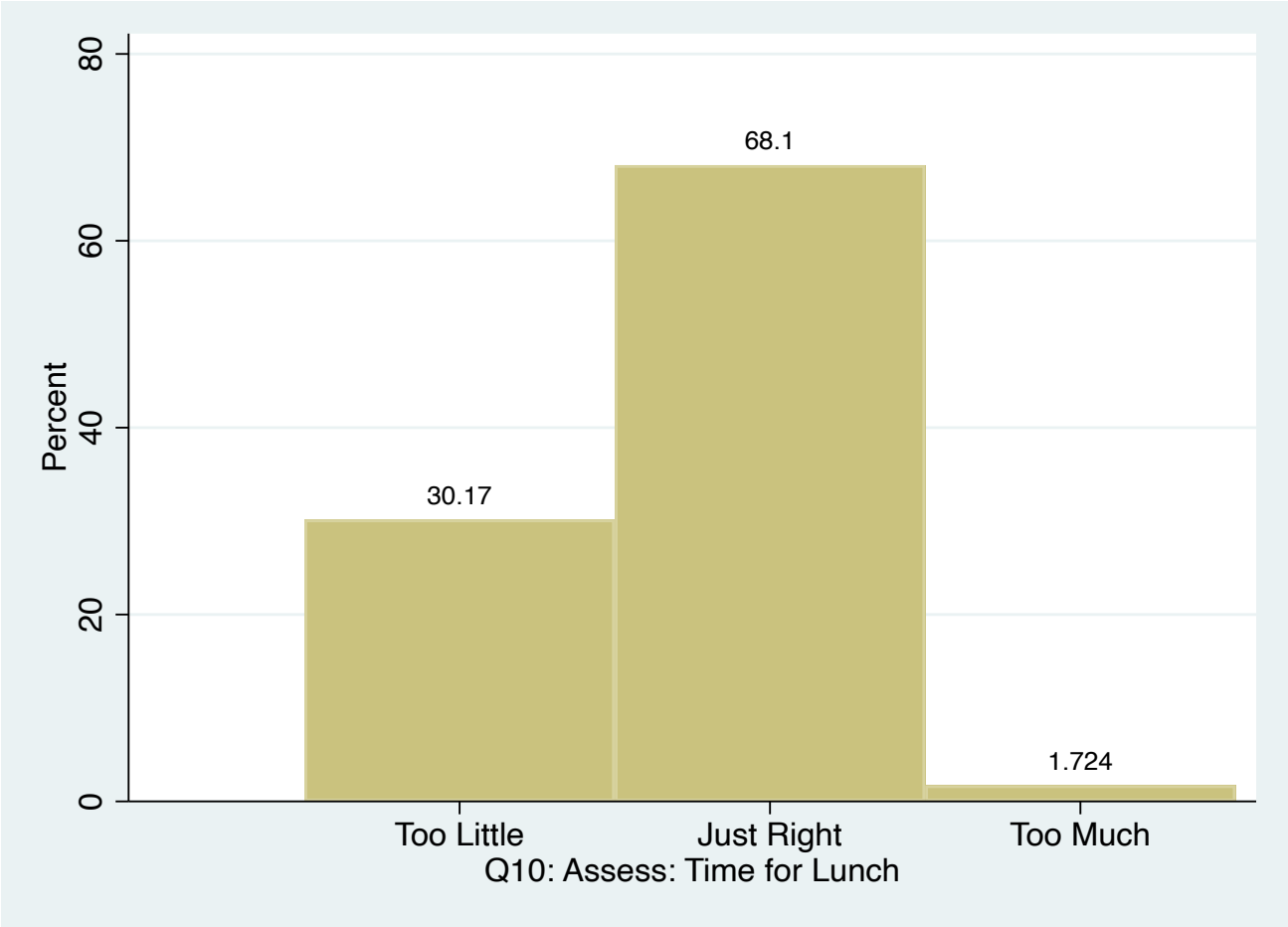
Answered: 115 Skipped: 39



Q10: Please assess this aspect of our schools. Please click on one of the three options.

Time availability for lunch

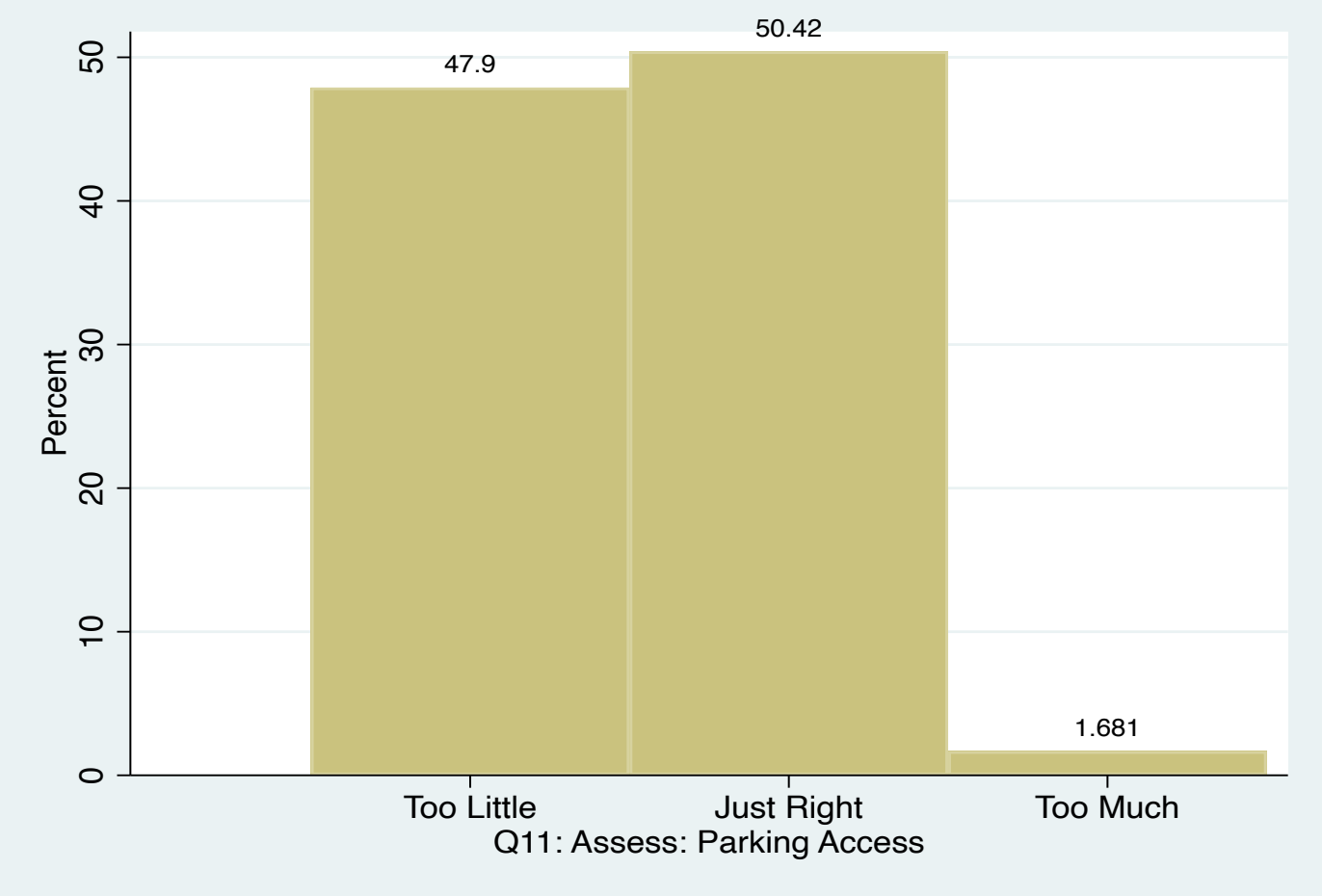
Answered: 116 Skipped: 38



Q11: Please assess this aspect of our schools. Please click on one of the three options.

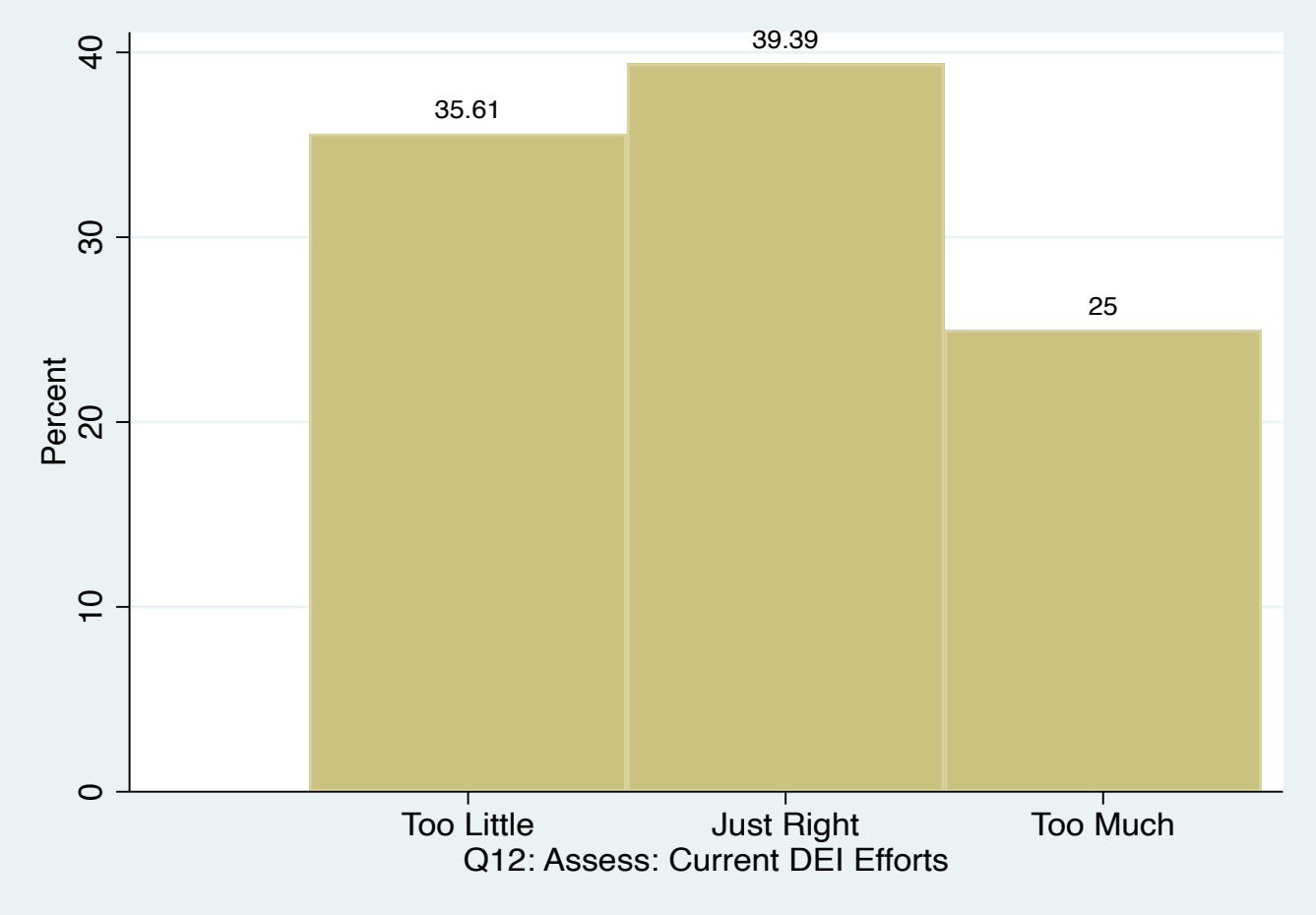
Parking access and availability when needed

Answered: 119 Skipped: 35



Q12: Please assess this aspect of our schools. Please click on one of the three options.
Current Diversity, Equity, and Inclusion (DEI) efforts

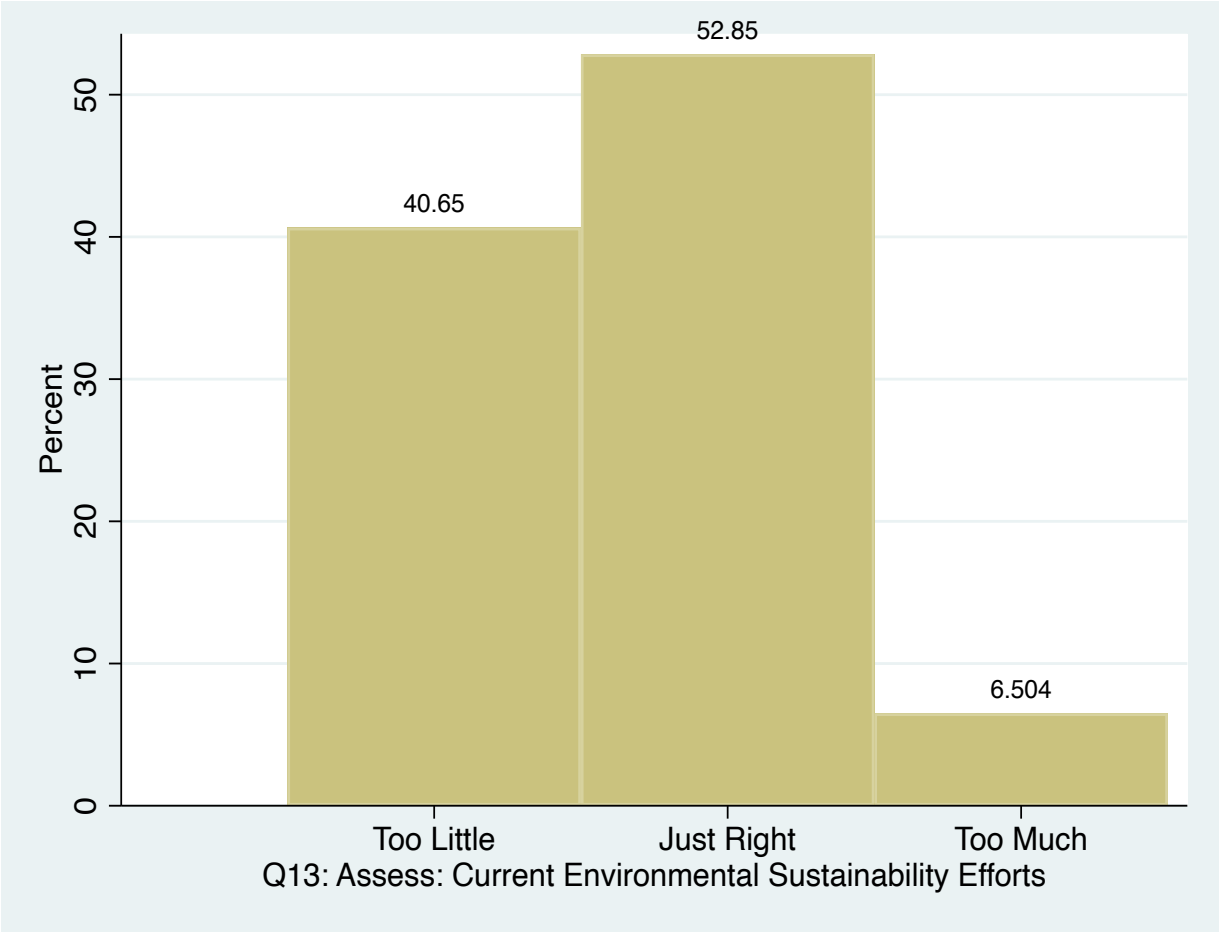
Answered: 132 Skipped: 22



Q13: Please assess this aspect of our schools. Please click one of the three options.

Current environmental sustainability efforts

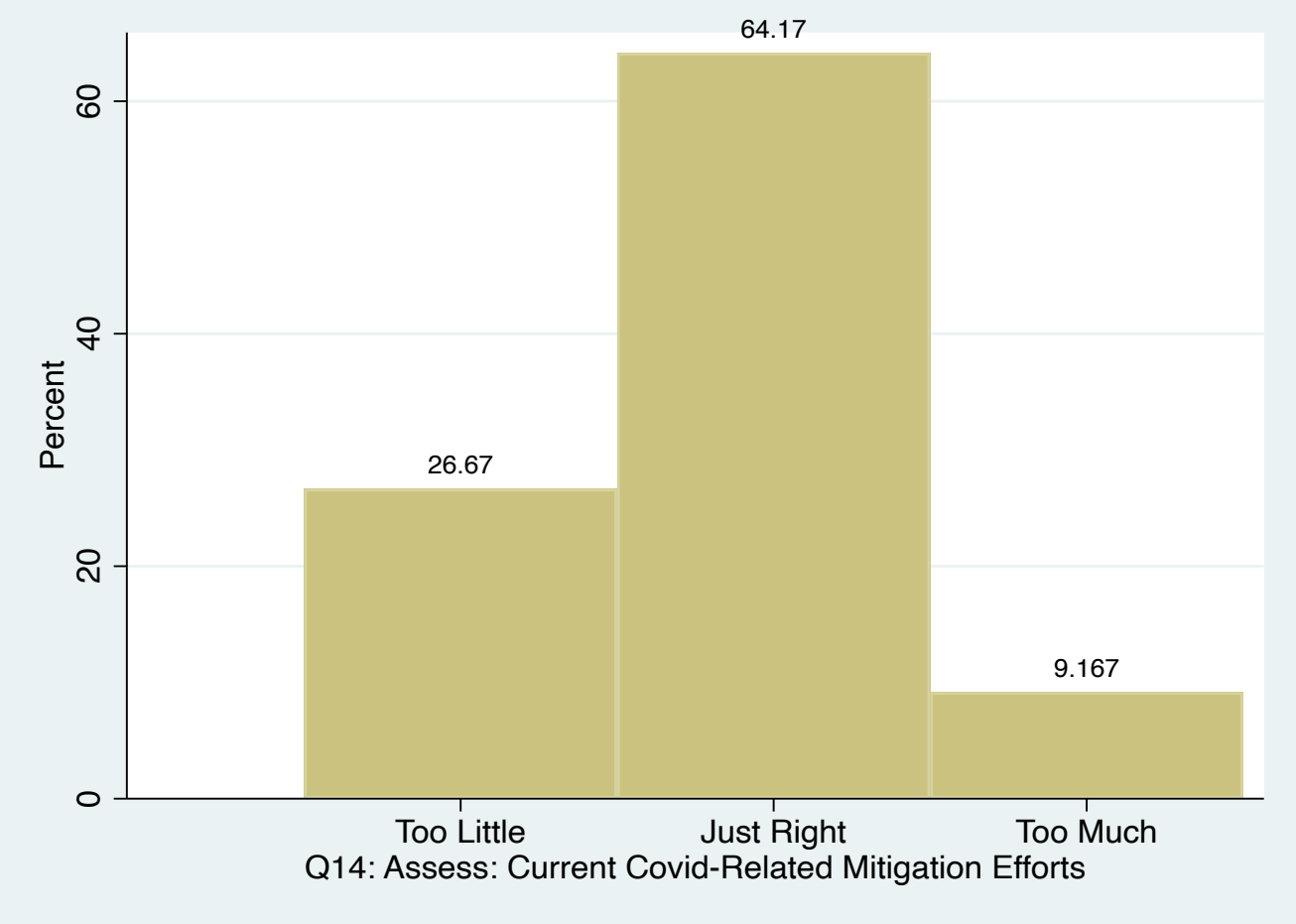
Answered: 123 Skipped: 31



Q14: Please assess this aspect of our schools. Please click one of the three options.

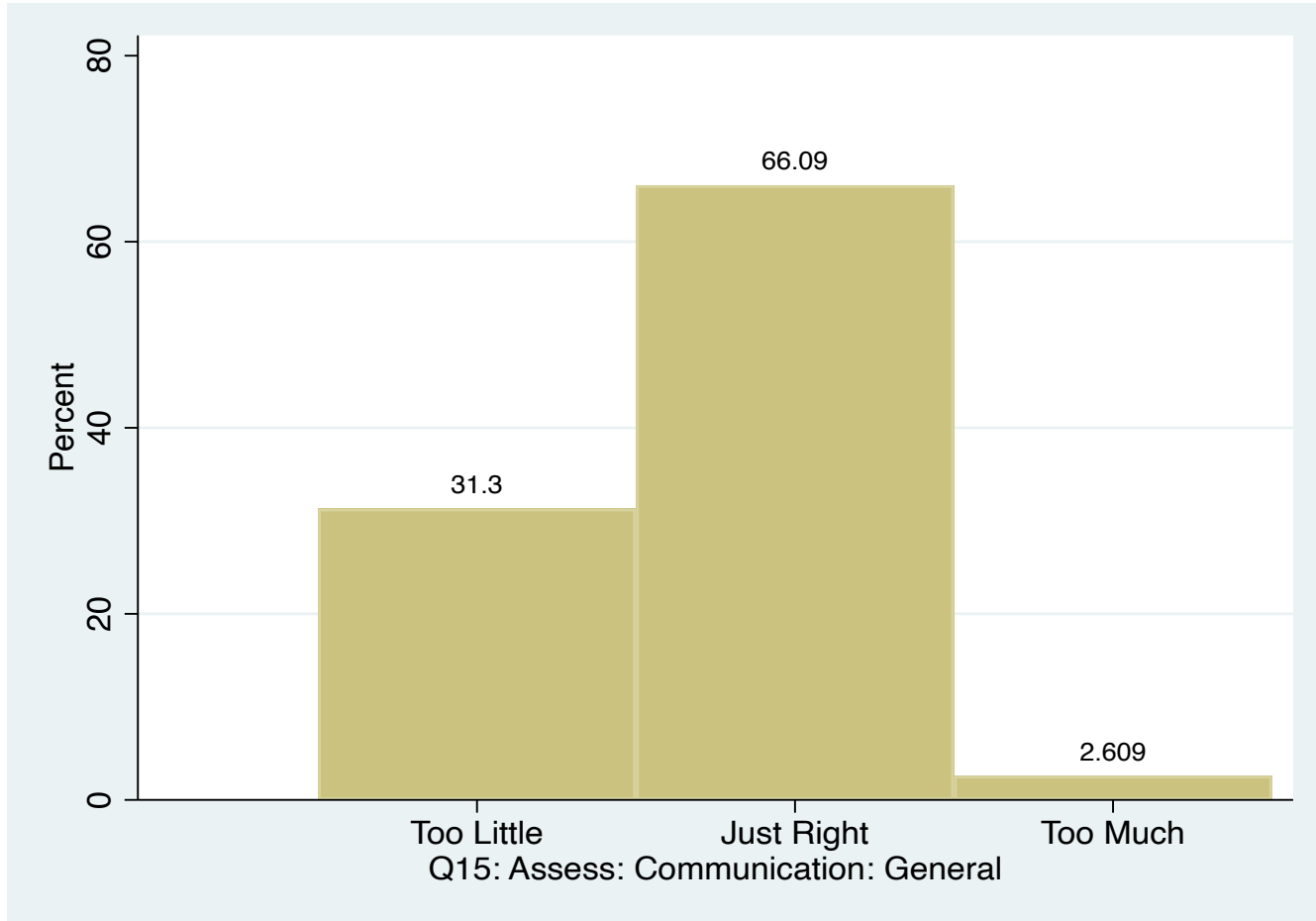
Current Covid-related mitigation efforts

Answered: 120 Skipped: 34



Q15: Please assess this aspect of our schools. Please click one of the three options.
Amount of general communication from the schools and staff

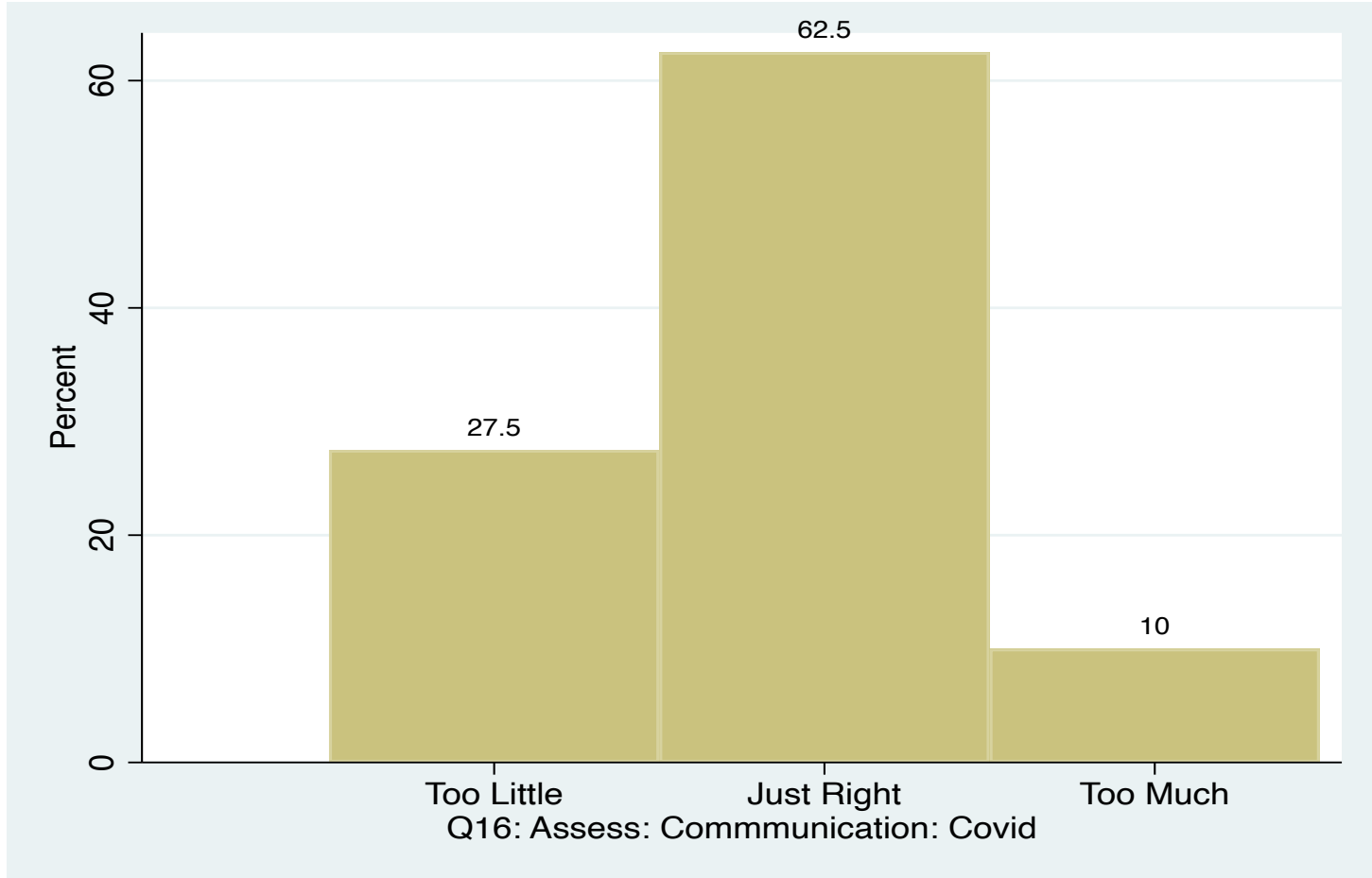
Answered: 115 Skipped: 39



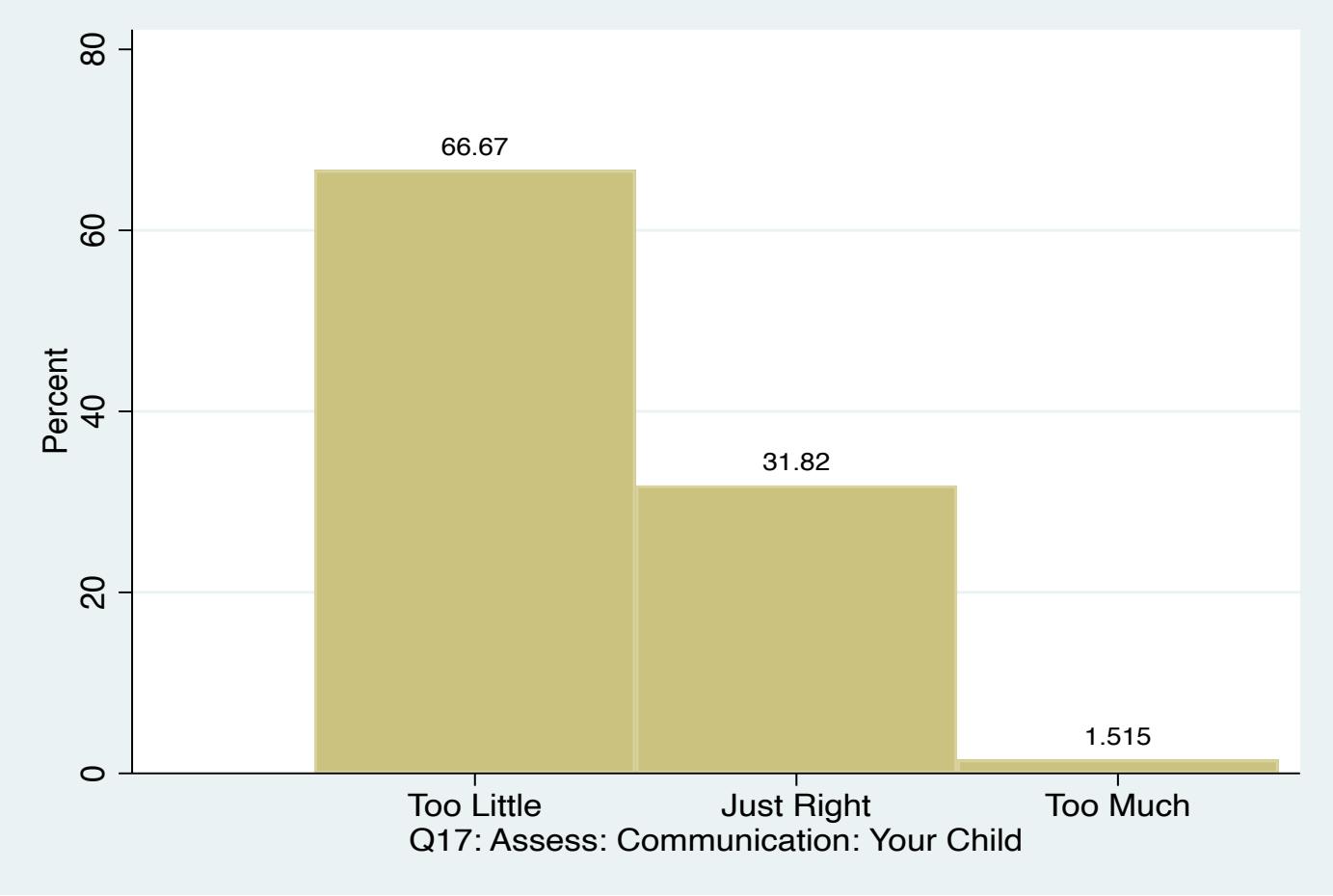
Q16: Please assess this aspect of our schools. Please click one of the three options.

Amount of Covid-related communication from the schools and staff

Answered: 120 Skipped: 34

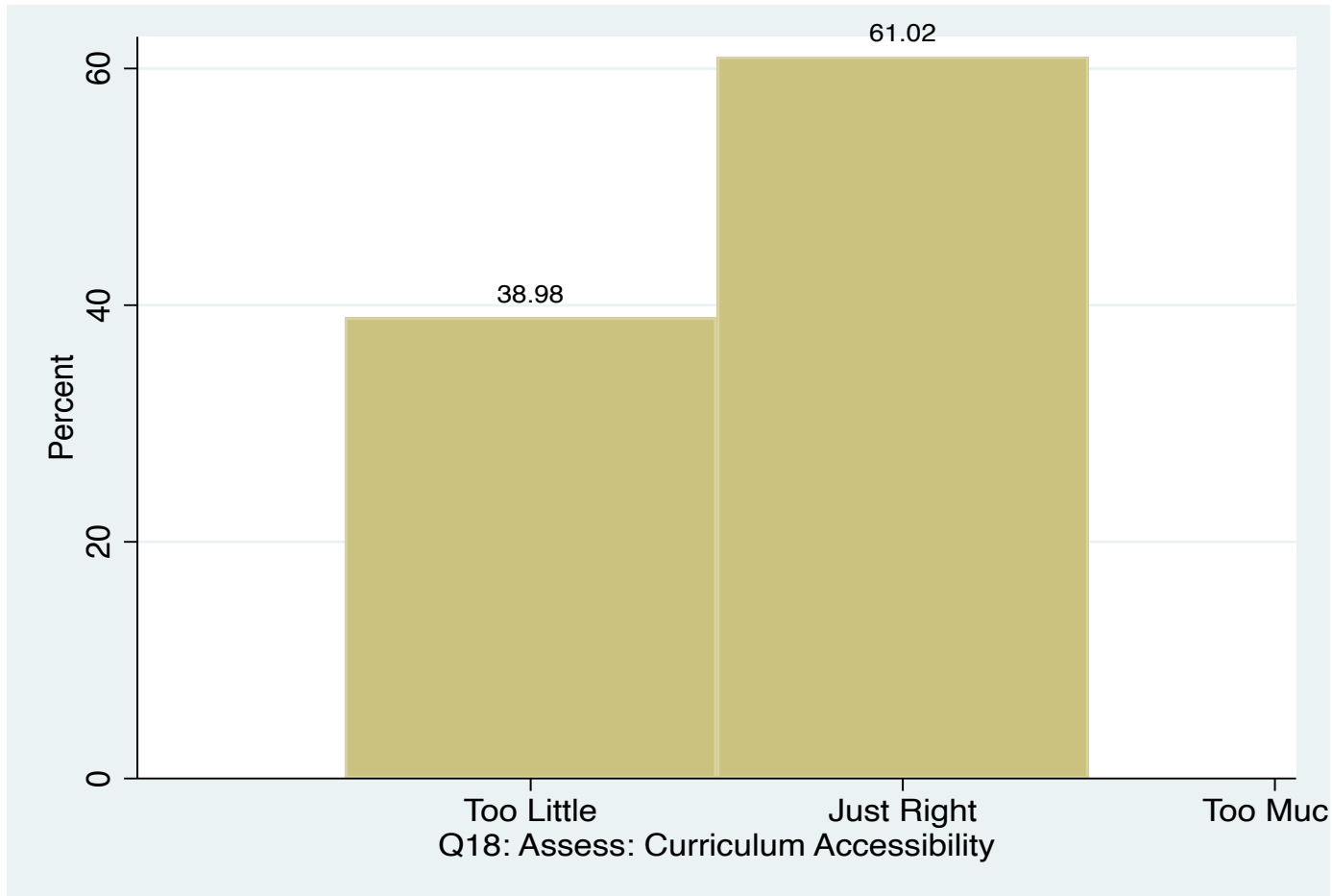


Q17: Please assess this aspect of our schools. Please click one of the three options. Answered: 132
Amount of communication from the schools and staff specifically about your child Skipped: 22



Q18: Please assess this aspect of our schools. Please click one of the three options.
Accessibility of curriculum and other resources

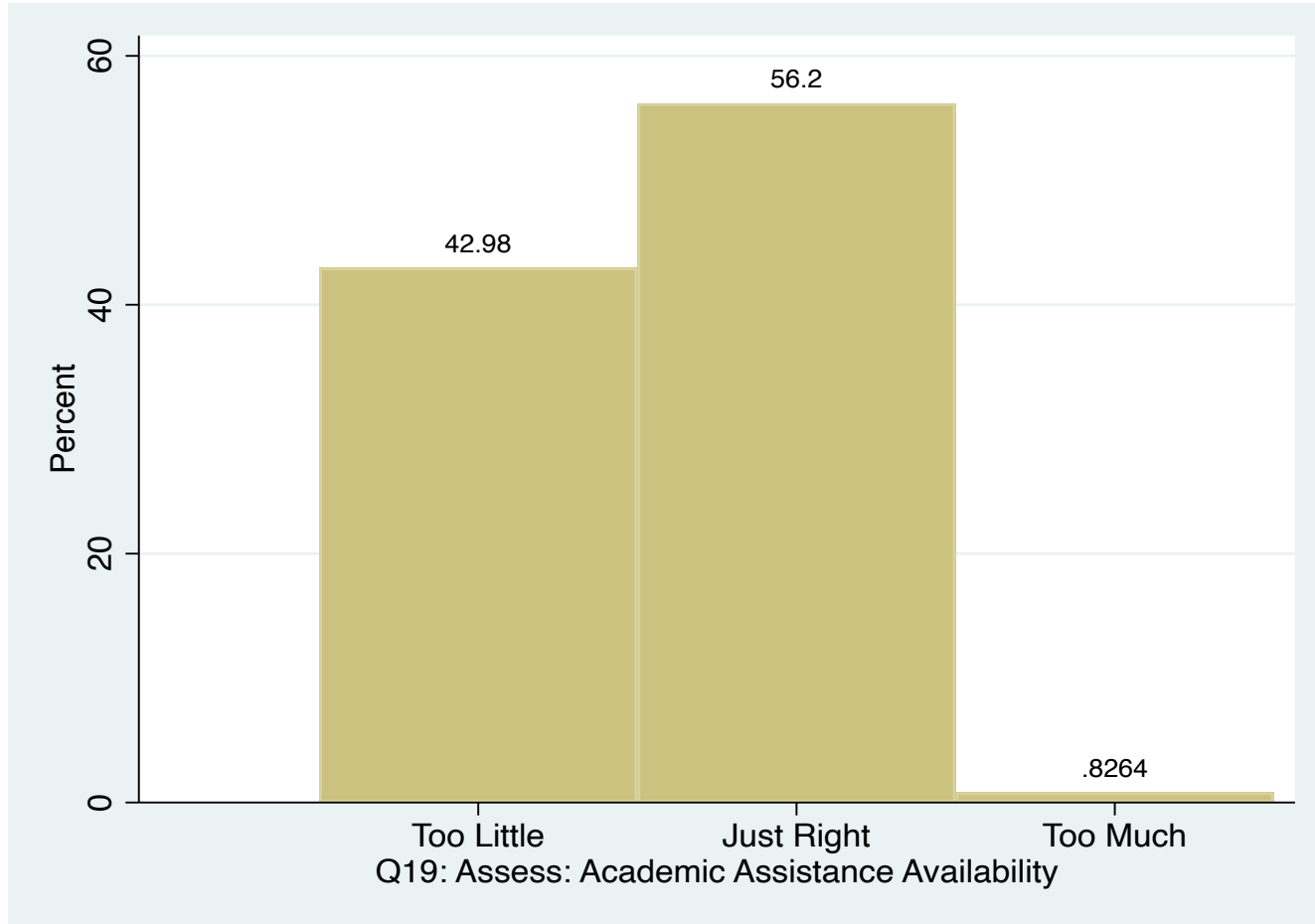
Answered: 118 Skipped: 36



Q19: Please assess this aspect of our schools. Please click one of the three options.

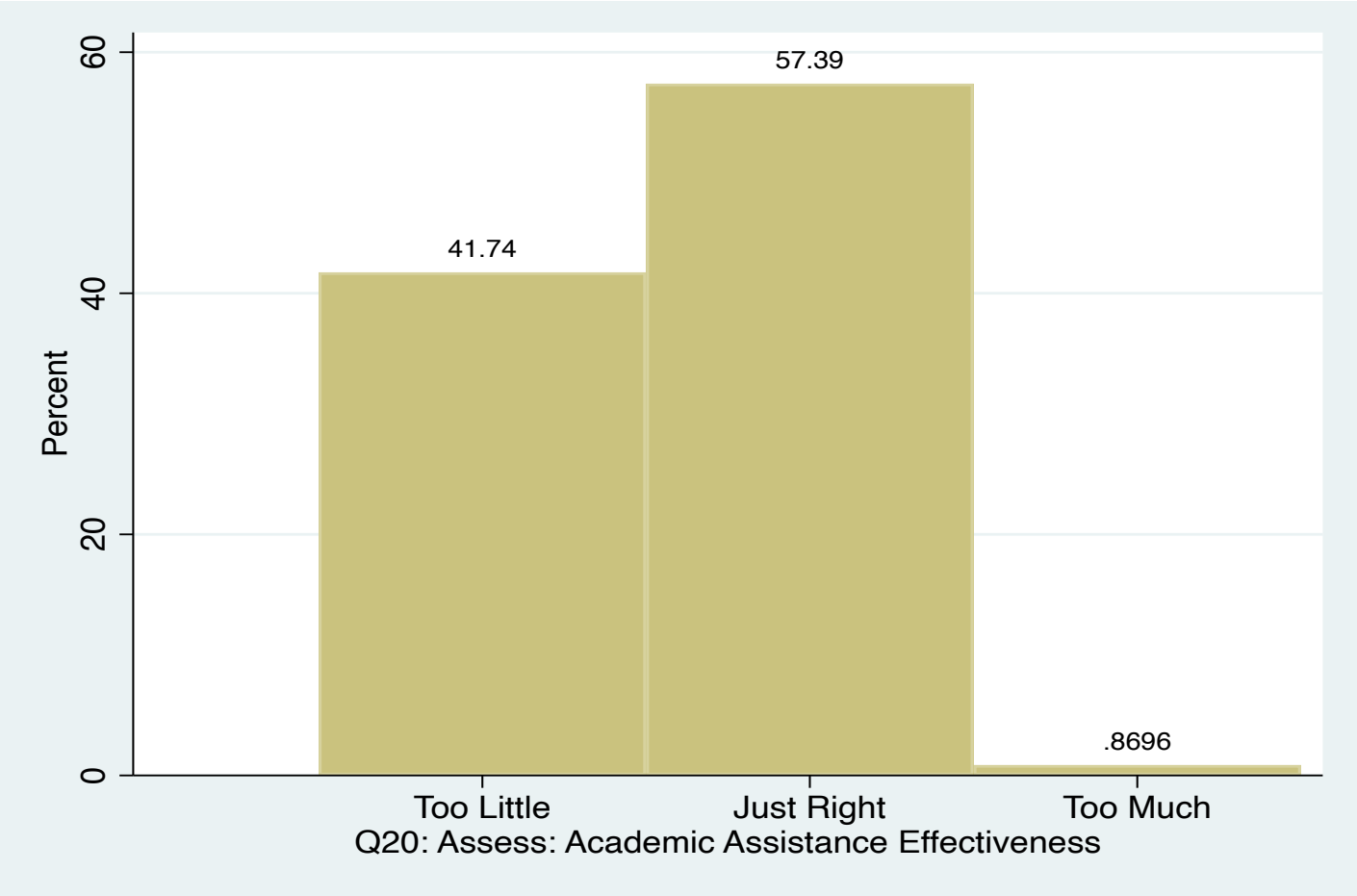
Availability of additional academic assistance

Answered: 121 Skipped: 33



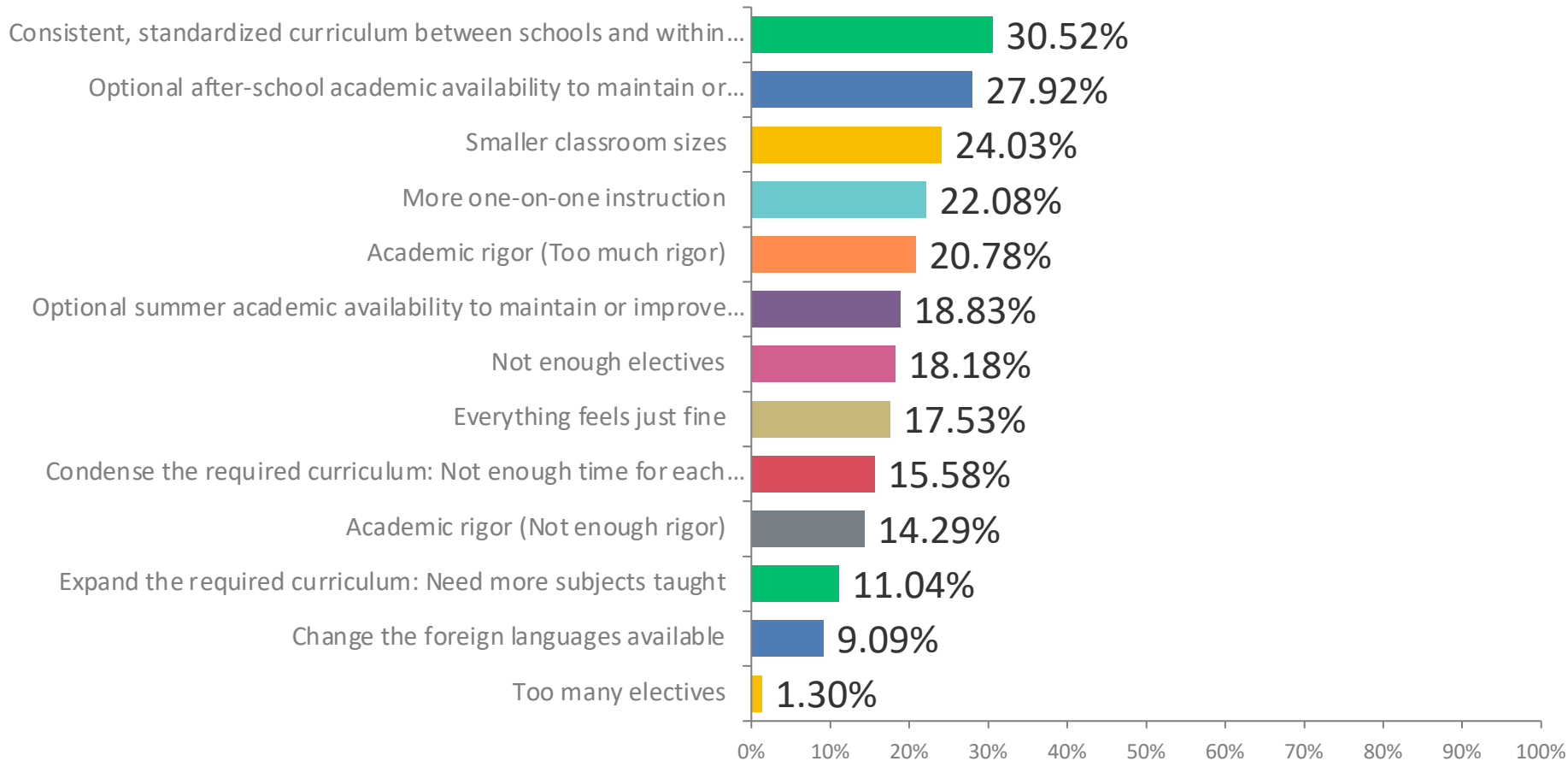
Q20: Please assess this aspect of our schools. Please click one of the three options.
Effectiveness of additional academic assistance

Answered: 115 Skipped: 39



Q22: What are the current most pressing academic needs within our schools? Please choose up to three of the most important answers for you.

Answered: 154 Skipped: 0

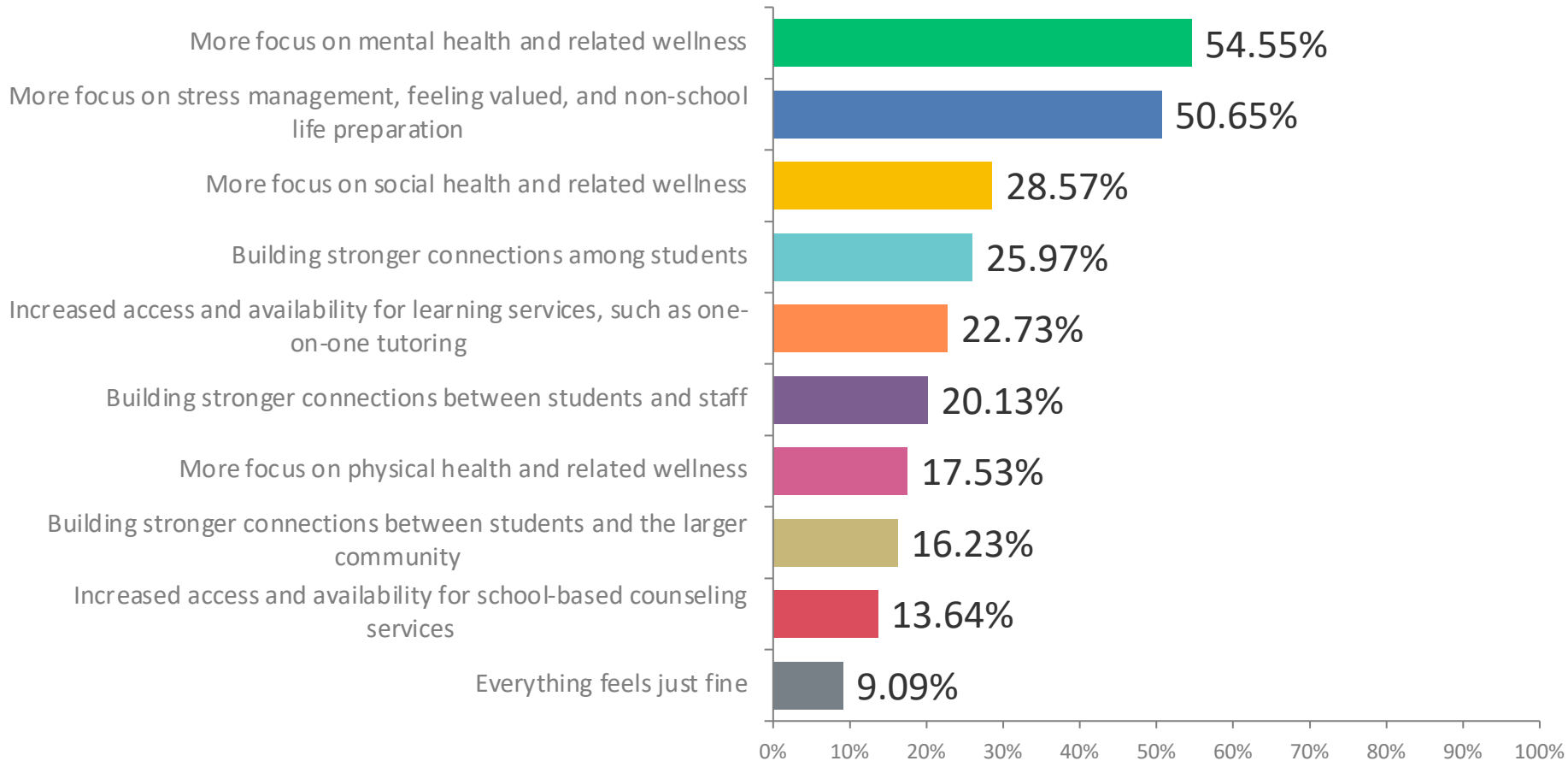


Q22: What are the current most pressing academic needs within our schools? Please choose up to three of the most important answers for you.

Answered: 154 Skipped: 0

ANSWER CHOICES	RESPONSES	
Consistent, standardized curriculum between schools and within grades and subjects	30.52%	47
Optional after-school academic availability to maintain or improve performance	27.92%	43
Smaller classroom sizes	24.03%	37
More one-on-one instruction	22.08%	34
Academic rigor (Too much rigor)	20.78%	32
Optional summer academic availability to maintain or improve performance	18.83%	29
Not enough electives	18.18%	28
Everything feels just fine	17.53%	27
Condense the required curriculum: Not enough time for each subject	15.58%	24
Academic rigor (Not enough rigor)	14.29%	22
Expand the required curriculum: Need more subjects taught	11.04%	17
Change the foreign languages available	9.09%	14
Too many electives	1.30%	2

Q24: What are the current most pressing student support and service needs within our schools? Please choose up to three of the most important answers for you. Answered: 154 Skipped: 0

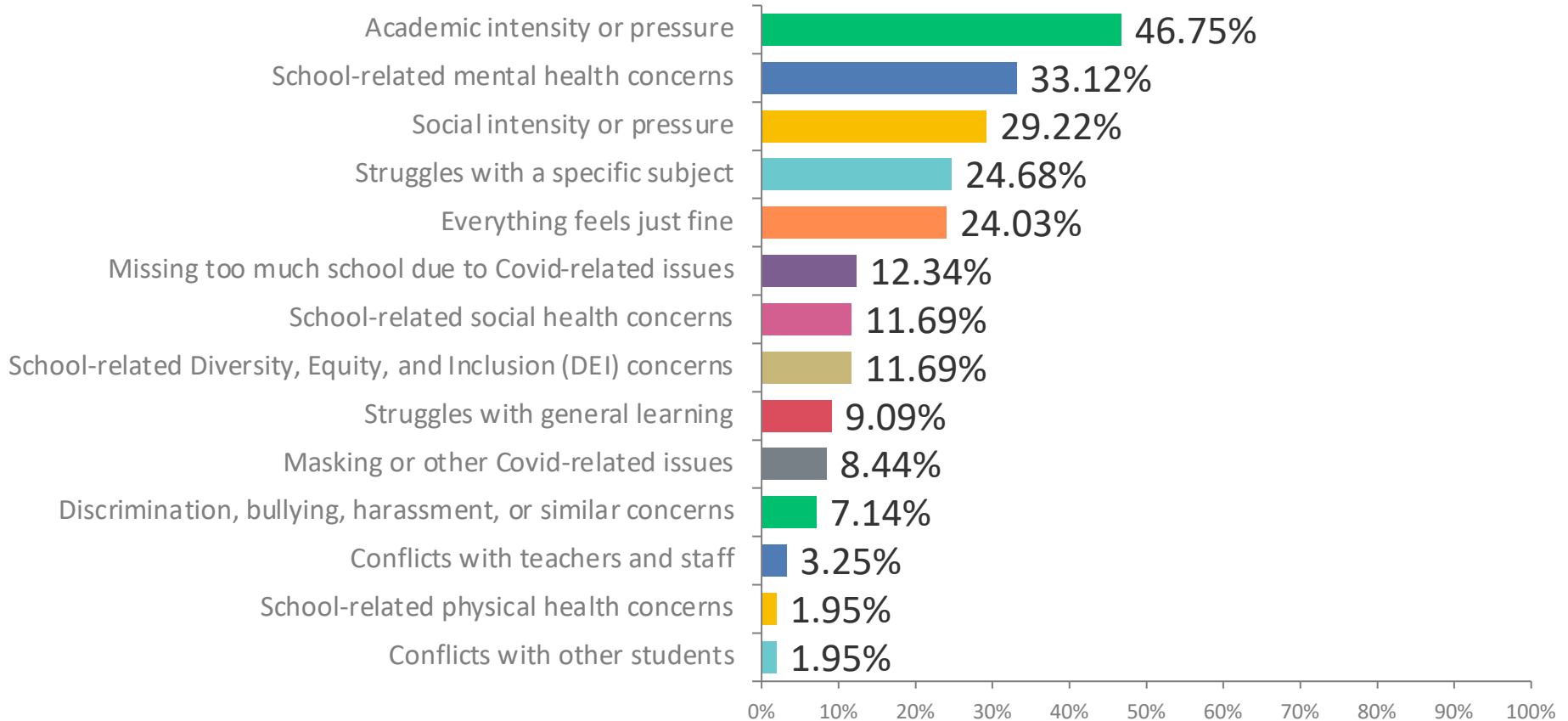


Q24: What are the current most pressing student support and service needs within our schools? Please choose up to three of the most important answers for you. Answered: 154 Skipped: 0

ANSWER CHOICES	RESPONSES	
More focus on mental health and related wellness	54.55%	84
More focus on stress management, feeling valued, and non-school life preparation	50.65%	78
More focus on social health and related wellness	28.57%	44
Building stronger connections among students	25.97%	40
Increased access and availability for learning services, such as one-on-one tutoring	22.73%	35
Building stronger connections between students and staff	20.13%	31
More focus on physical health and related wellness	17.53%	27
Building stronger connections between students and the larger community	16.23%	25
Increased access and availability for school-based counseling services	13.64%	21
Everything feels just fine	9.09%	14
TOTAL		399

Q26: What are the current most pressing concerns for your specific child during the school day? Please choose up to three of the most important answers for you. (As a reminder, please complete separate surveys for each student.)

Answered: 154 Skipped: 0



Q26: What are the current most pressing concerns for your specific child during the school day? Please choose up to three of the most important answers for you. (As a reminder, please complete separate surveys for each student.)

Answered: 154 Skipped: 0

ANSWER CHOICES	RESPONSES	
Academic intensity or pressure	46.75%	72
School-related mental health concerns	33.12%	51
Social intensity or pressure	29.22%	45
Struggles with a specific subject	24.68%	38
Everything feels just fine	24.03%	37
Missing too much school due to Covid-related issues	12.34%	19
School-related social health concerns	11.69%	18
School-related Diversity, Equity, and Inclusion (DEI) concerns	11.69%	18
Struggles with general learning	9.09%	14
Masking or other Covid-related issues	8.44%	13
Discrimination, bullying, harassment, or similar concerns	7.14%	11
Conflicts with teachers and staff	3.25%	5
School-related physical health concerns	1.95%	3
Conflicts with other students	1.95%	3

Q28: What are the current most pressing concerns for your specific child outside of the school day? Please choose up to three of the most important answers for you. (As a reminder, please complete separate surveys for each student.)

Answered: 154 Skipped: 0



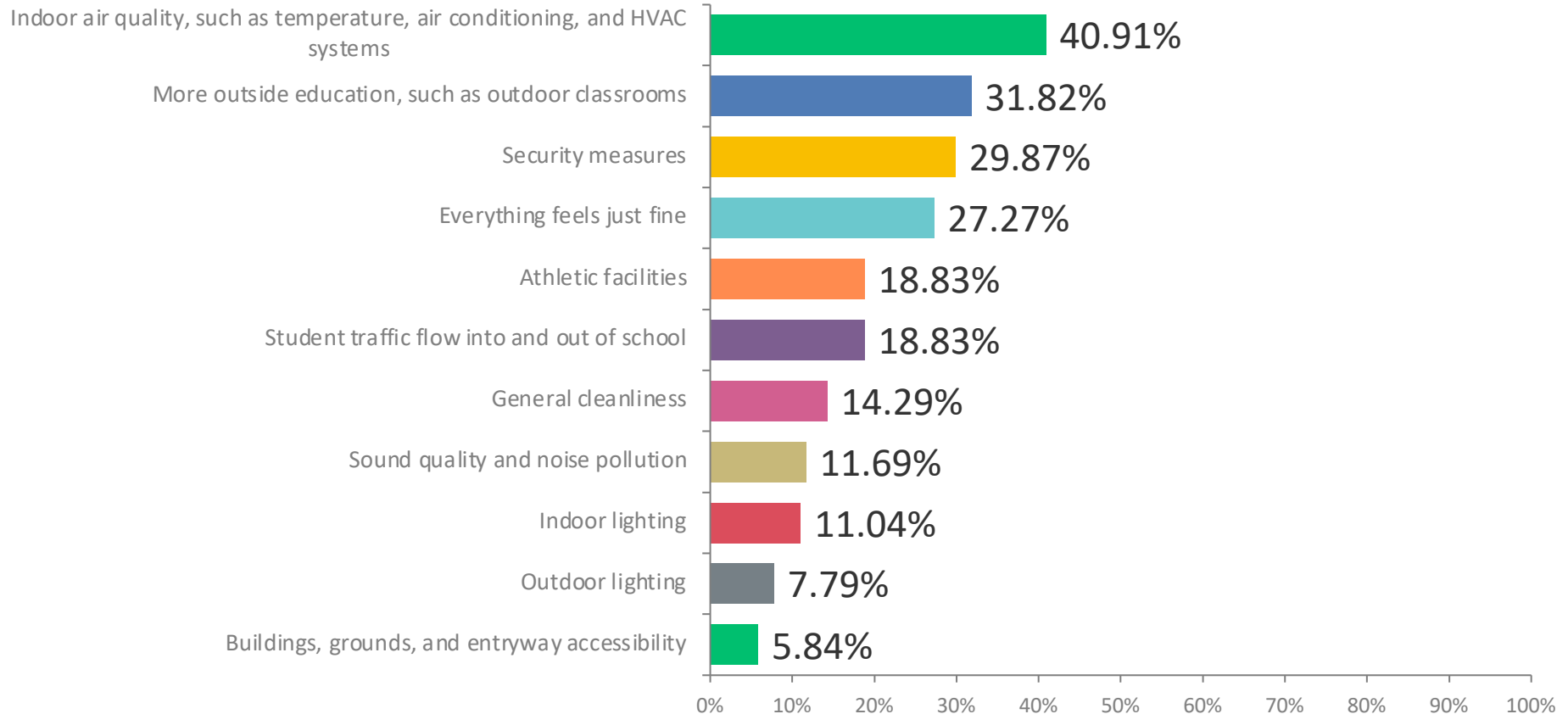
Q28: What are the current most pressing concerns for your specific child outside of the school day? Please choose up to three of the most important answers for you. (As a reminder, please complete separate surveys for each student.)

Answered: 154 Skipped: 0

ANSWER CHOICES	RESPONSES	
Not getting enough sleep	55.84%	86
Time for homework	50.0%	77
Pressure of homework	38.96%	60
Mental health not related to school	20.78%	32
Time for extracurricular activities	20.13%	31
Everything feels just fine	13.64%	21
General Covid-related concerns	11.04%	17
Pressure of extracurricular activities	10.39%	16
Social health not related to school	6.49%	10
Conflicts with family members	5.19%	8
Family changes, such as divorce or death in the family	4.55%	7
Community-related Diversity, Equity, and Inclusion (DEI) concerns	3.25%	5
Financial concerns	3.25%	5
Physical health not related to school	2.60%	4
Conflicts with community members	0.65%	1

Q30: What are the current most needed improvements related to the health and safety of the physical environment of our schools? Please choose up to three of the most important answers for you.

Answered: 154 Skipped: 0



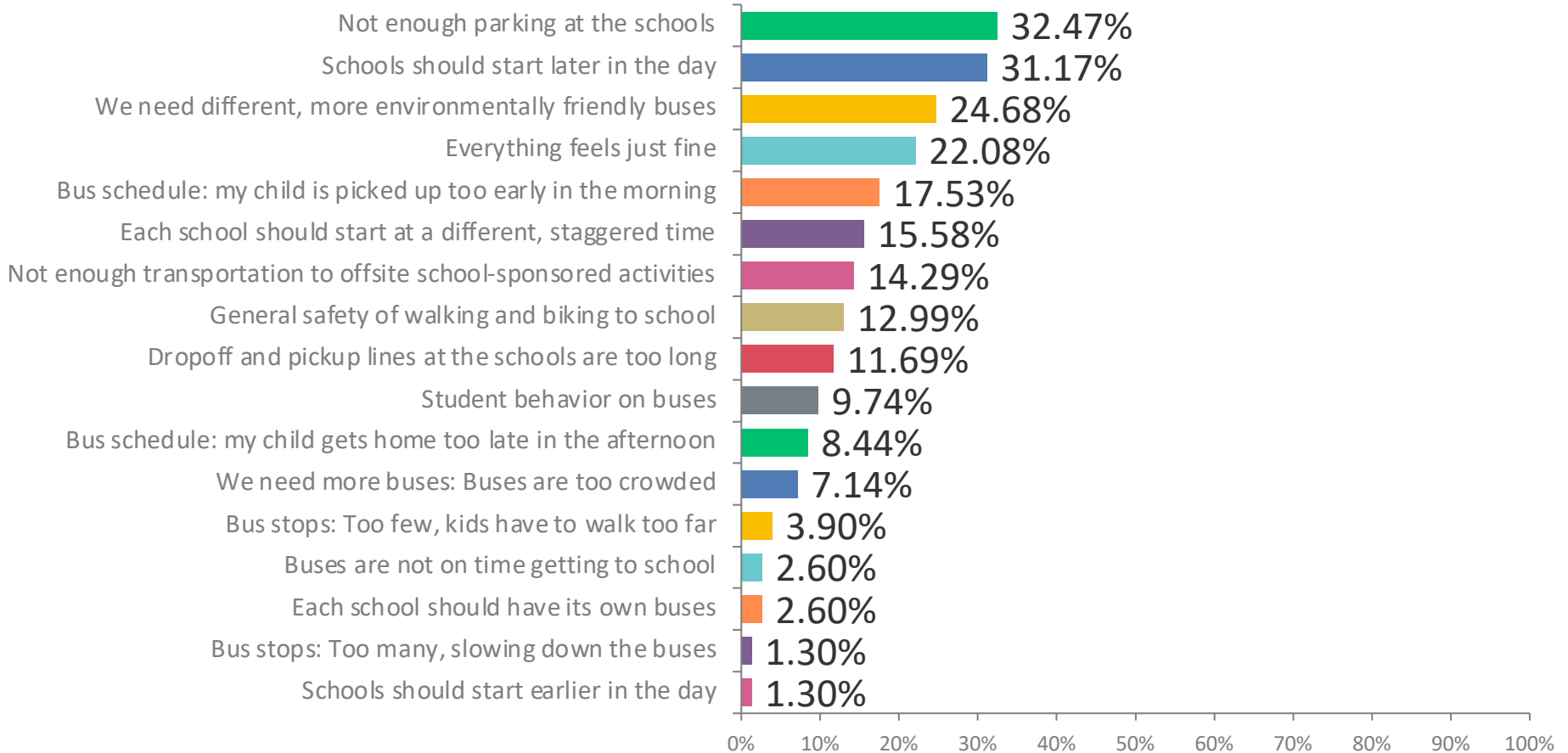
Q30: What are the current most needed improvements related to the health and safety of the physical environment of our schools? Please choose up to three of the most important answers for you.

Answered: 154 Skipped: 0

ANSWER CHOICES	RESPONSES	
Indoor air quality, such as temperature, air conditioning, and HVAC systems	40.91%	63
More outside education, such as outdoor classrooms	31.82%	49
Security measures	29.87%	46
Everything feels just fine	27.27%	42
Athletic facilities	18.83%	29
Student traffic flow into and out of school	18.83%	29
General cleanliness	14.29%	22
Sound quality and noise pollution	11.69%	18
Indoor lighting	11.04%	17
Outdoor lighting	7.79%	12
Buildings, grounds, and entryway accessibility	5.84%	9
TOTAL		336

Q32: What are the current most pressing transportation, arrival, and departure needs for our schools? Please choose up to three of the most important answers for you.

Answered: 154 Skipped: 0



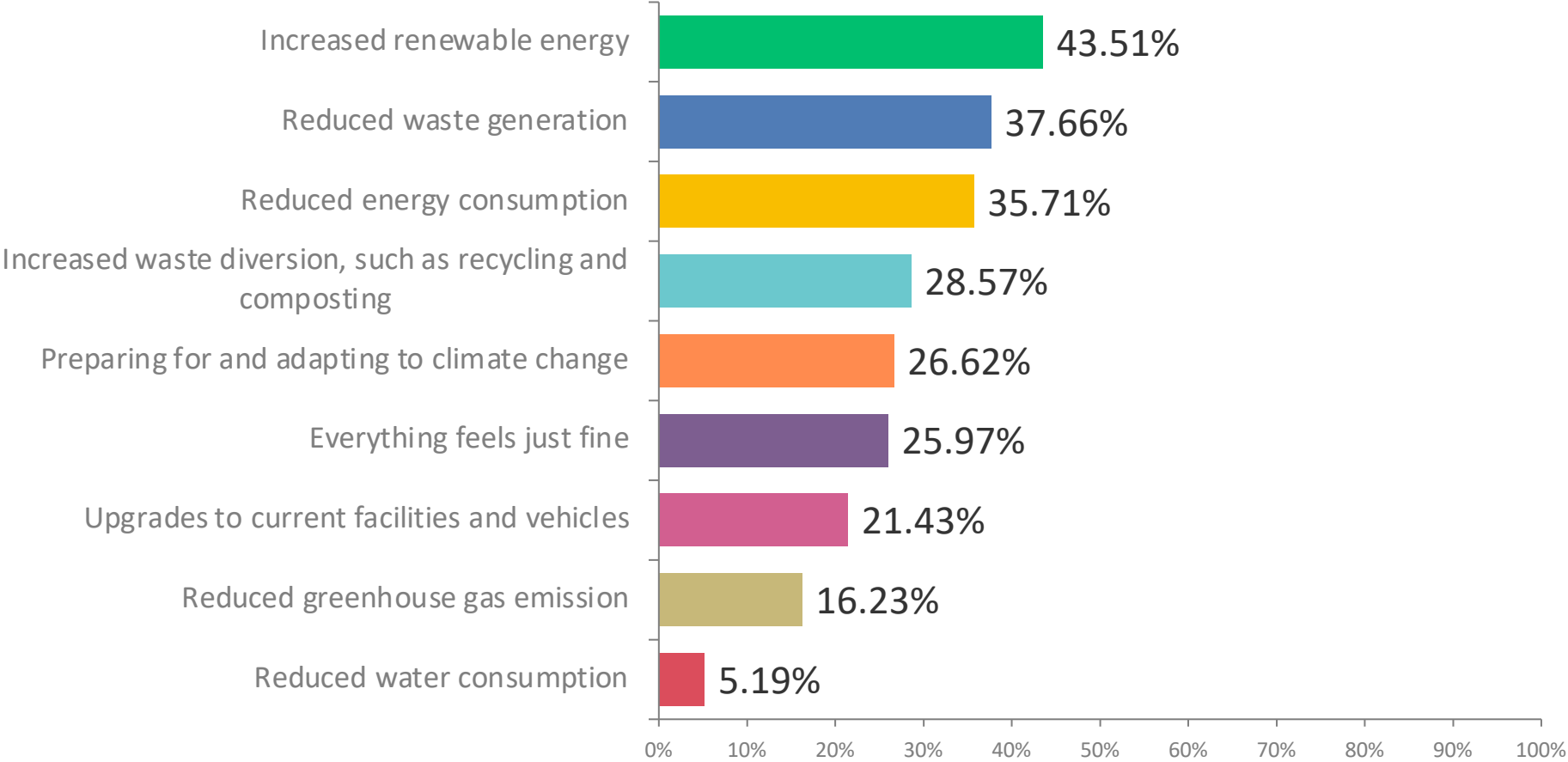
Q32: What are the current most pressing transportation, arrival, and departure needs for our schools? Please choose up to three of the most important answers for you.

Answered: 154
Skipped: 0

ANSWER CHOICES	RESPONSES	
Not enough parking at the schools	32.47%	50
Schools should start later in the day	31.17%	48
We need different, more environmentally friendly buses	24.68%	38
Everything feels just fine	22.08%	34
Bus schedule: my child is picked up too early in the morning	17.53%	27
Each school should start at a different, staggered time	15.58%	24
Not enough transportation to offsite school-sponsored activities	14.29%	22
General safety of walking and biking to school	12.99%	20
Dropoff and pickup lines at the schools are too long	11.69%	18
Student behavior on buses	9.74%	15
Bus schedule: my child gets home too late in the afternoon	8.44%	13
We need more buses: Buses are too crowded	7.14%	11
Bus stops: Too few, kids have to walk too far	3.90%	6
Buses are not on time getting to school	2.60%	4
Each school should have its own buses	2.60%	4
Bus stops: Too many, slowing down the buses	1.30%	2
Schools should start earlier in the day	1.30%	2

Q34: What are the current most pressing sustainability needs within our schools? Please choose up to three of the most important answers for you.

Answered: 154 Skipped: 0



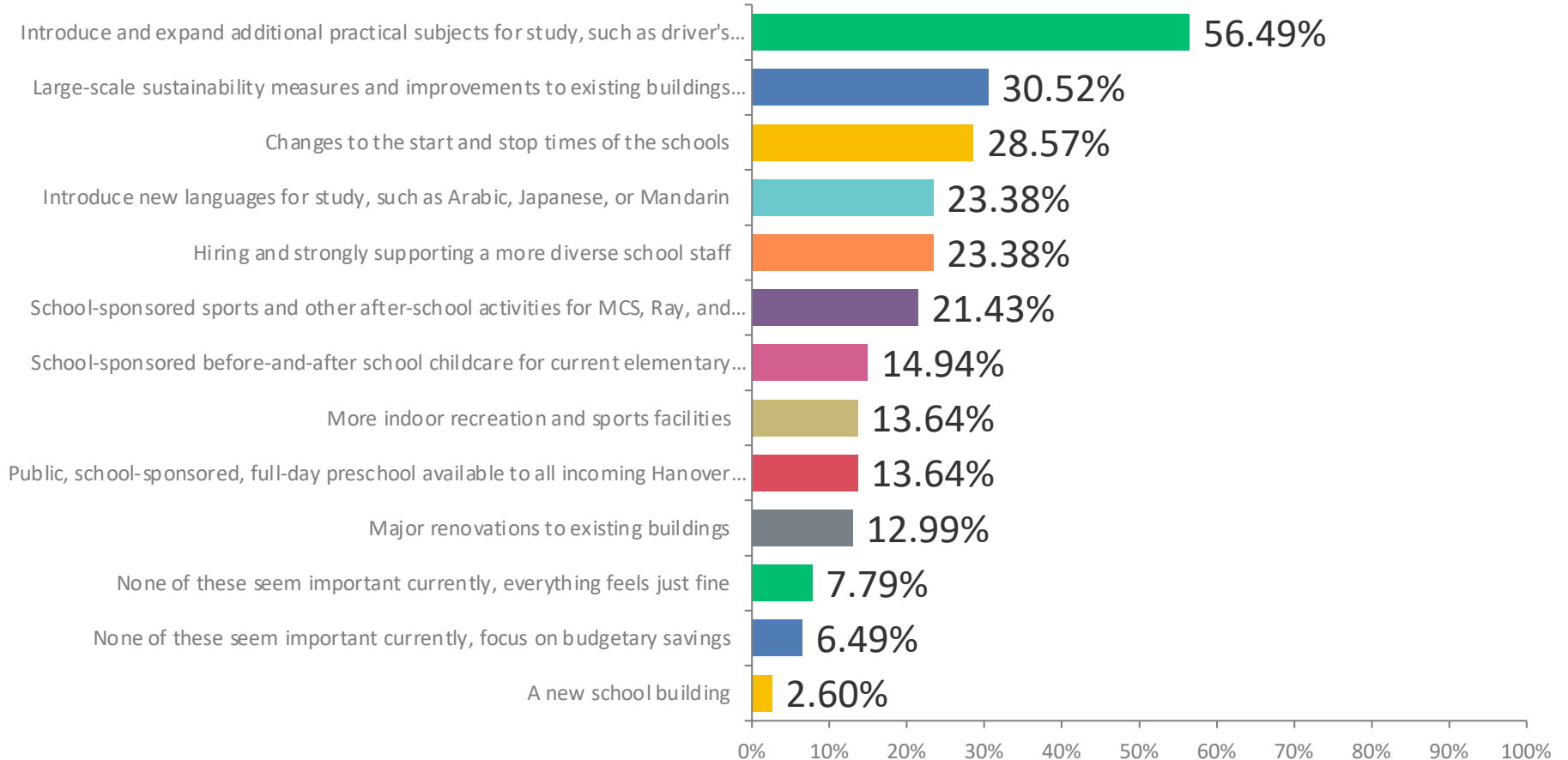
Q34: What are the current most pressing sustainability needs within our schools? Please choose up to three of the most important answers for you.

Answered: 154 Skipped: 0

ANSWER CHOICES	RESPONSES	
Increased renewable energy	43.51%	67
Reduced waste generation	37.66%	58
Reduced energy consumption	35.71%	55
Increased waste diversion, such as recycling and composting	28.57%	44
Preparing for and adapting to climate change	26.62%	41
Everything feels just fine	25.97%	40
Upgrades to current facilities and vehicles	21.43%	33
Reduced greenhouse gas emission	16.23%	25
Reduced water consumption	5.19%	8
TOTAL		371

Q36: Within the next five years, which large-scale initiatives are the most important? Please choose up to three of the most important answers for you.

Answered: 154 Skipped: 0



Q36: Within the next five years, which large-scale initiatives are the most important?

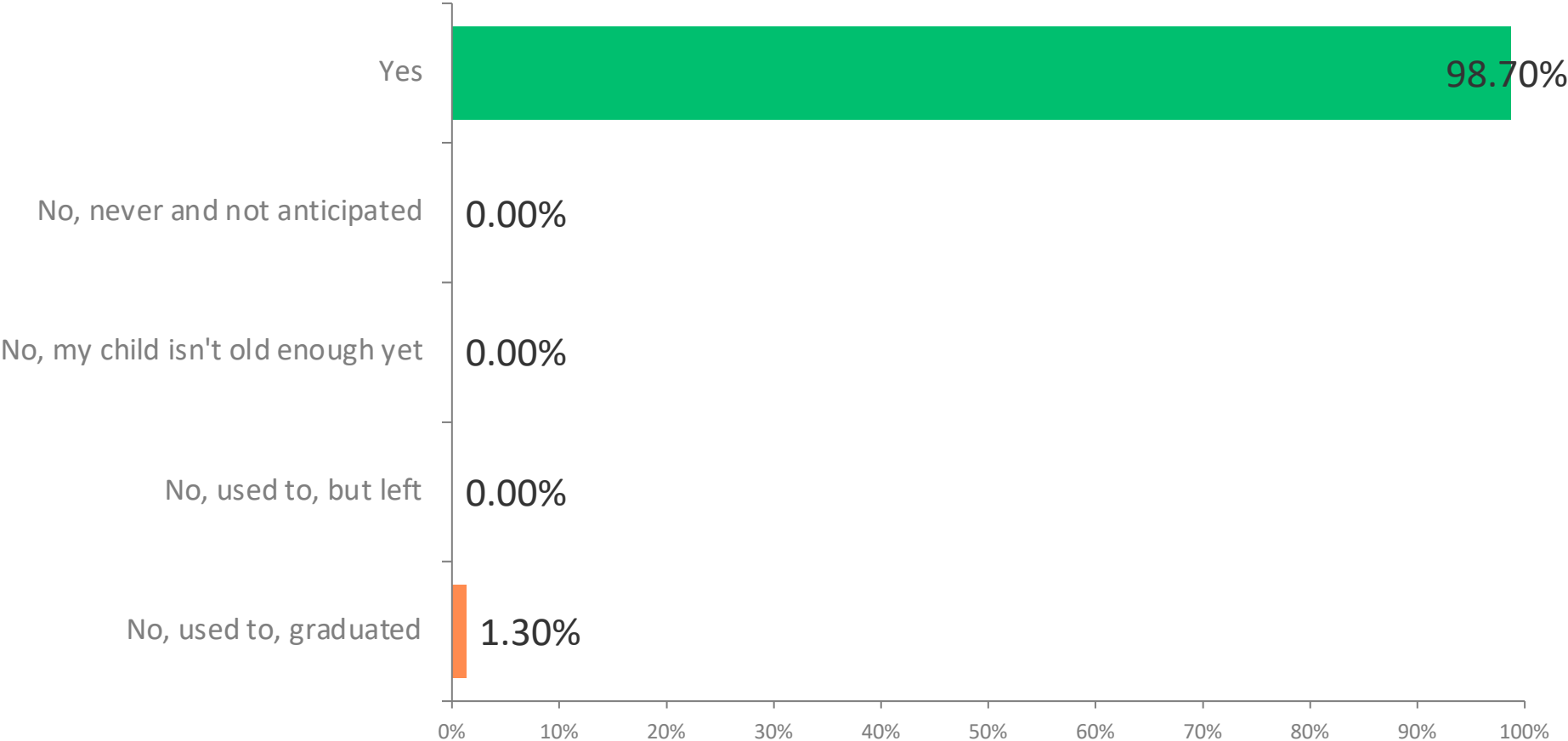
Please choose up to three of the most important answers for you.

Answered: 154 Skipped: 0

ANSWER CHOICES	RESPONSES	
Introduce and expand additional practical subjects for study, such as driver's education, business education, and family & consumer sciences ("home economics")	56.49%	87
Large-scale sustainability measures and improvements to existing buildings and grounds	30.52%	47
Changes to the start and stop times of the schools	28.57%	44
Introduce new languages for study, such as Arabic, Japanese, or Mandarin	23.38%	36
Hiring and strongly supporting a more diverse school staff	23.38%	36
School-sponsored sports and other after-school activities for MCS, Ray, and RMS students	21.43%	33
School-sponsored before-and-after school childcare for current elementary school students at MCS and Ray	14.94%	23
More indoor recreation and sports facilities	13.64%	21
Public, school-sponsored, full-day preschool available to all incoming Hanover and Norwich students	13.64%	21
Major renovations to existing buildings	12.99%	20
None of these seem important currently, everything feels just fine	7.79%	12
None of these seem important currently, focus on budgetary savings	6.49%	10
A new school building	2.60%	4

Q38: Do you currently have a child in the schools?

Answered: 154 Skipped: 0



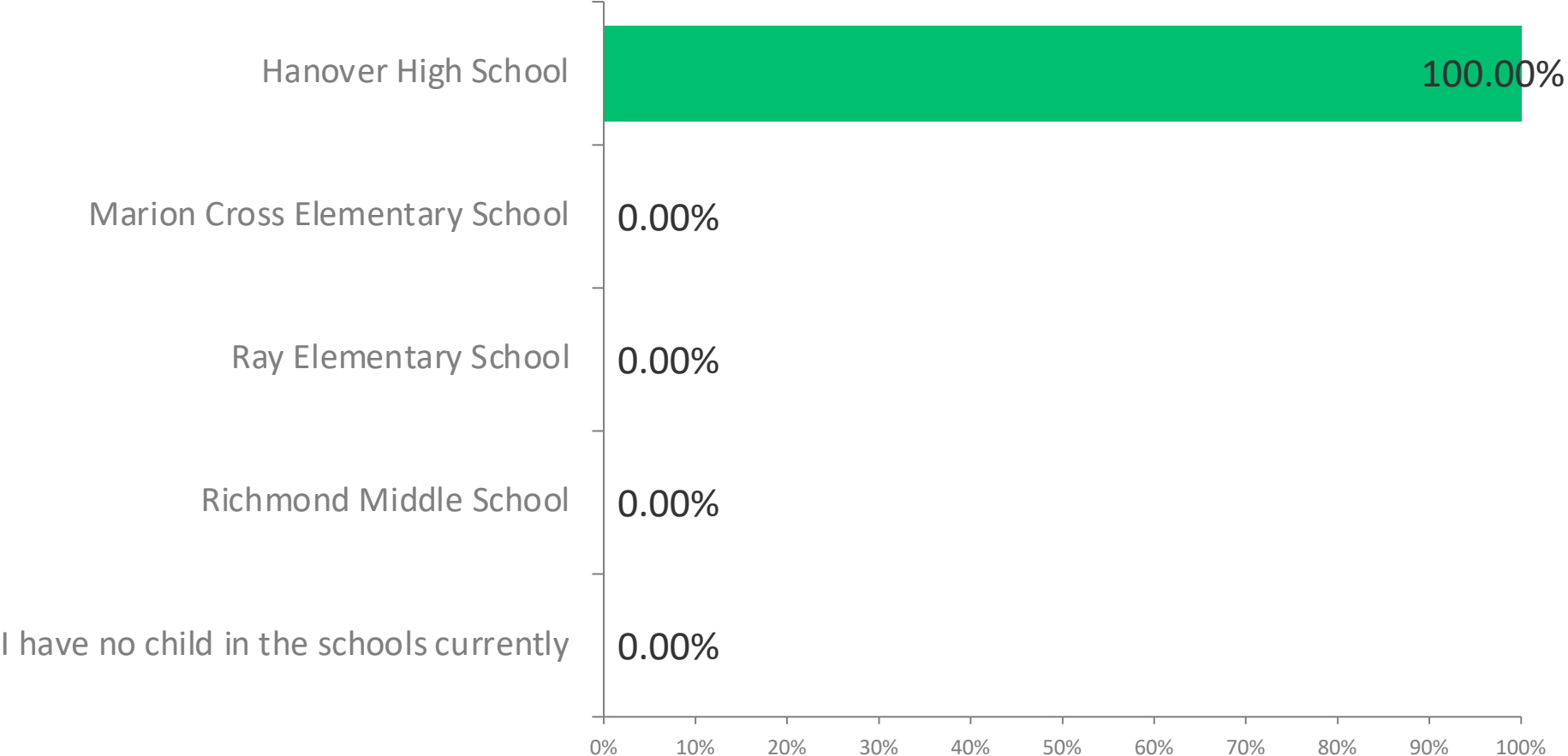
Q38: Do you currently have a child in the schools?

Answered: 154 Skipped: 0

ANSWER CHOICES	RESPONSES	
Yes	98.70%	152
No, never and not anticipated	0%	0
No, my child isn't old enough yet	0%	0
No, used to, but left	0%	0
No, used to, graduated	1.30%	2
TOTAL		154

Q39: If yes, which school does your child currently attend? Reminder to please complete separate surveys for each student.

Answered: 154 Skipped: 0



Q39: If yes, which school does your child currently attend? Reminder to please complete separate surveys for each student.

Answered: 154 Skipped: 0

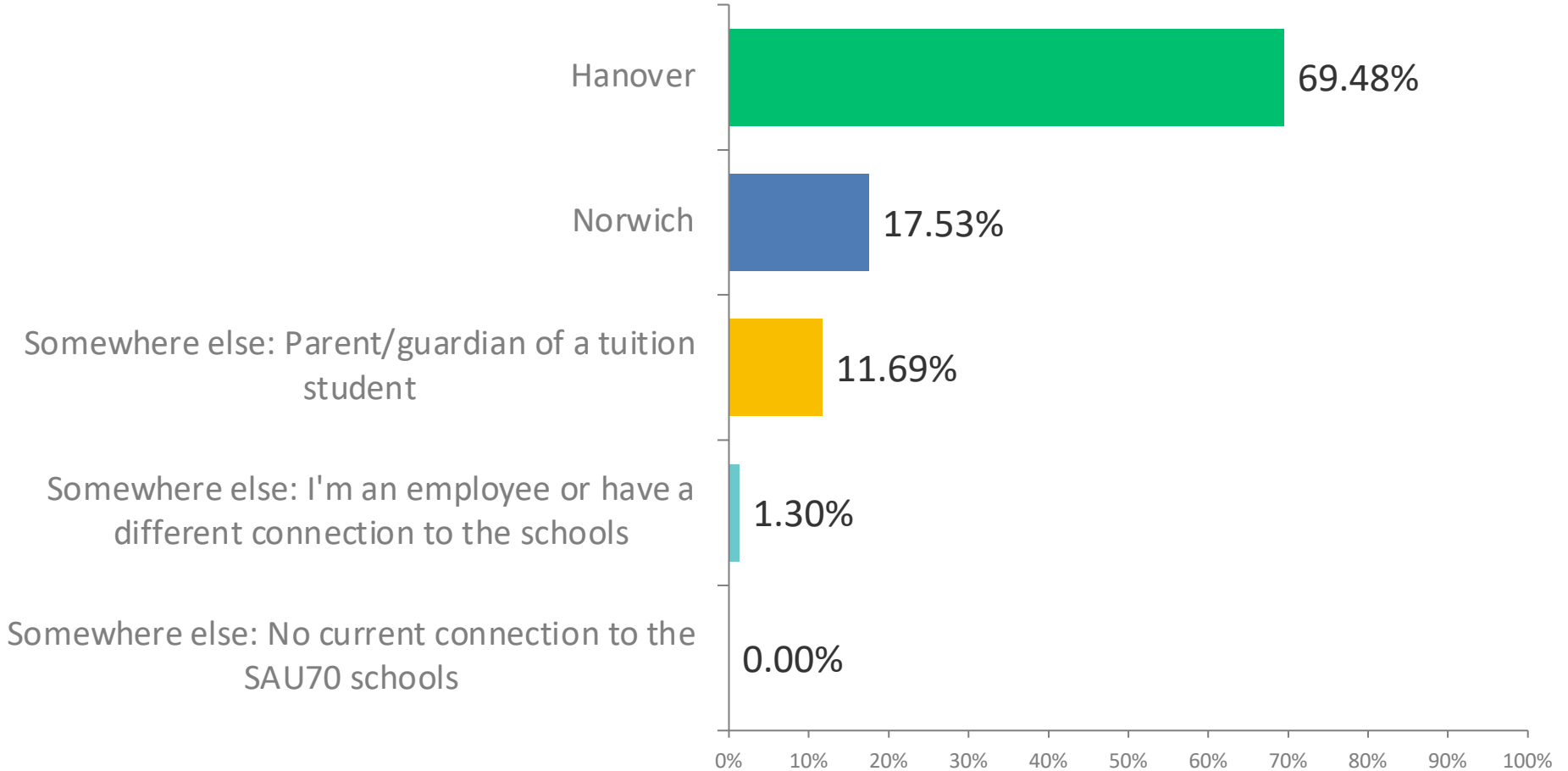
ANSWER CHOICES

RESPONSES

Hanover High School	100%	154
Marion Cross Elementary School	0%	0
Ray Elementary School	0%	0
Richmond Middle School	0%	0
I have no child in the schools currently	0%	0
TOTAL		154

Q40: Where do you live?

Answered: 154 Skipped: 0



Q40: Where do you live?

Answered: 154 Skipped: 0

ANSWER CHOICES

RESPONSES

Hanover

69.48%

107

Norwich

17.53%

27

Somewhere else: Parent/guardian of a tuition student

11.69%

18

Somewhere else: I'm an employee or have a different connection to the schools

1.30%

2

Somewhere else: No current connection to the SAU70 schools

0%

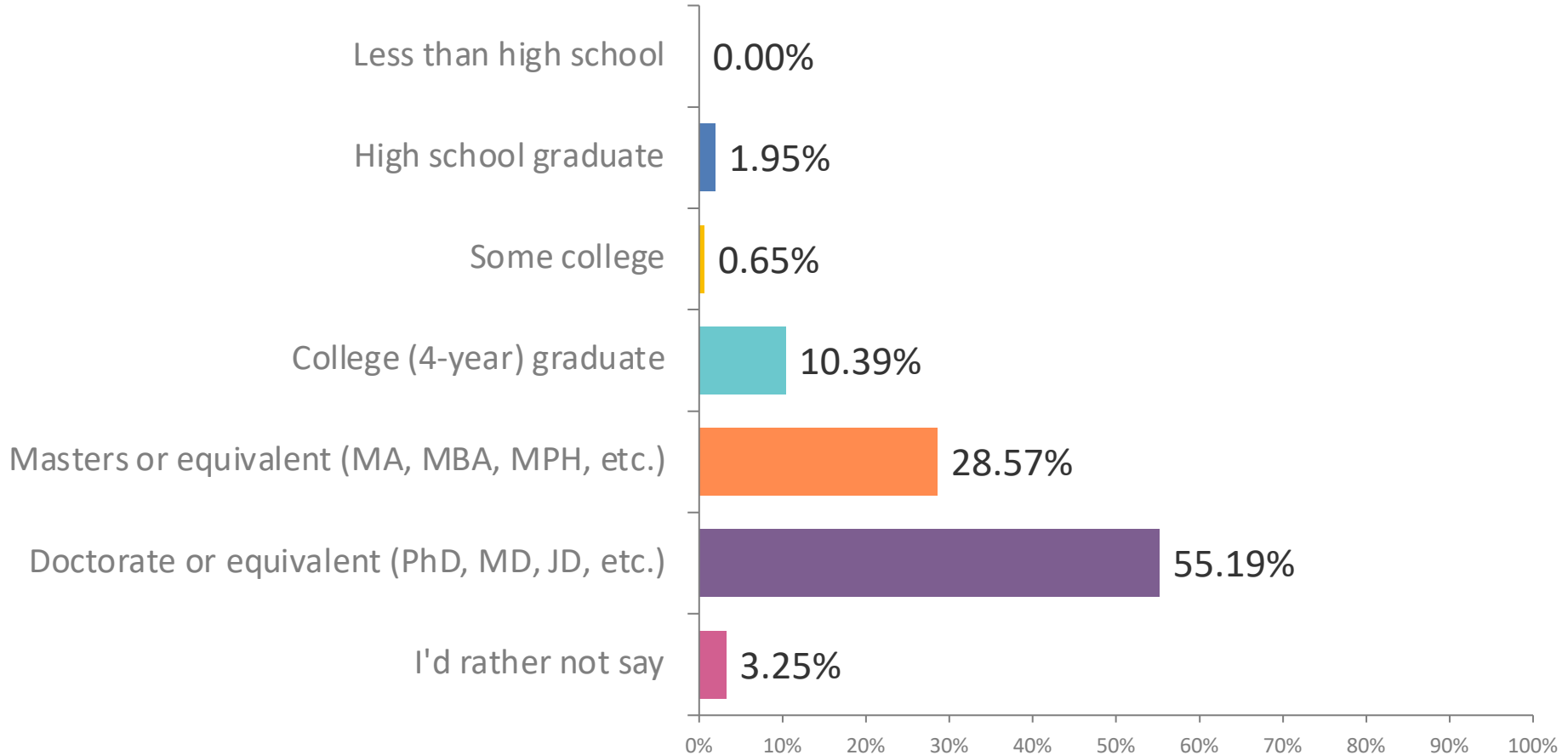
0

TOTAL

154

Q41: What is the highest educational attainment of a member of your immediate household?

Answered: 154 Skipped: 0



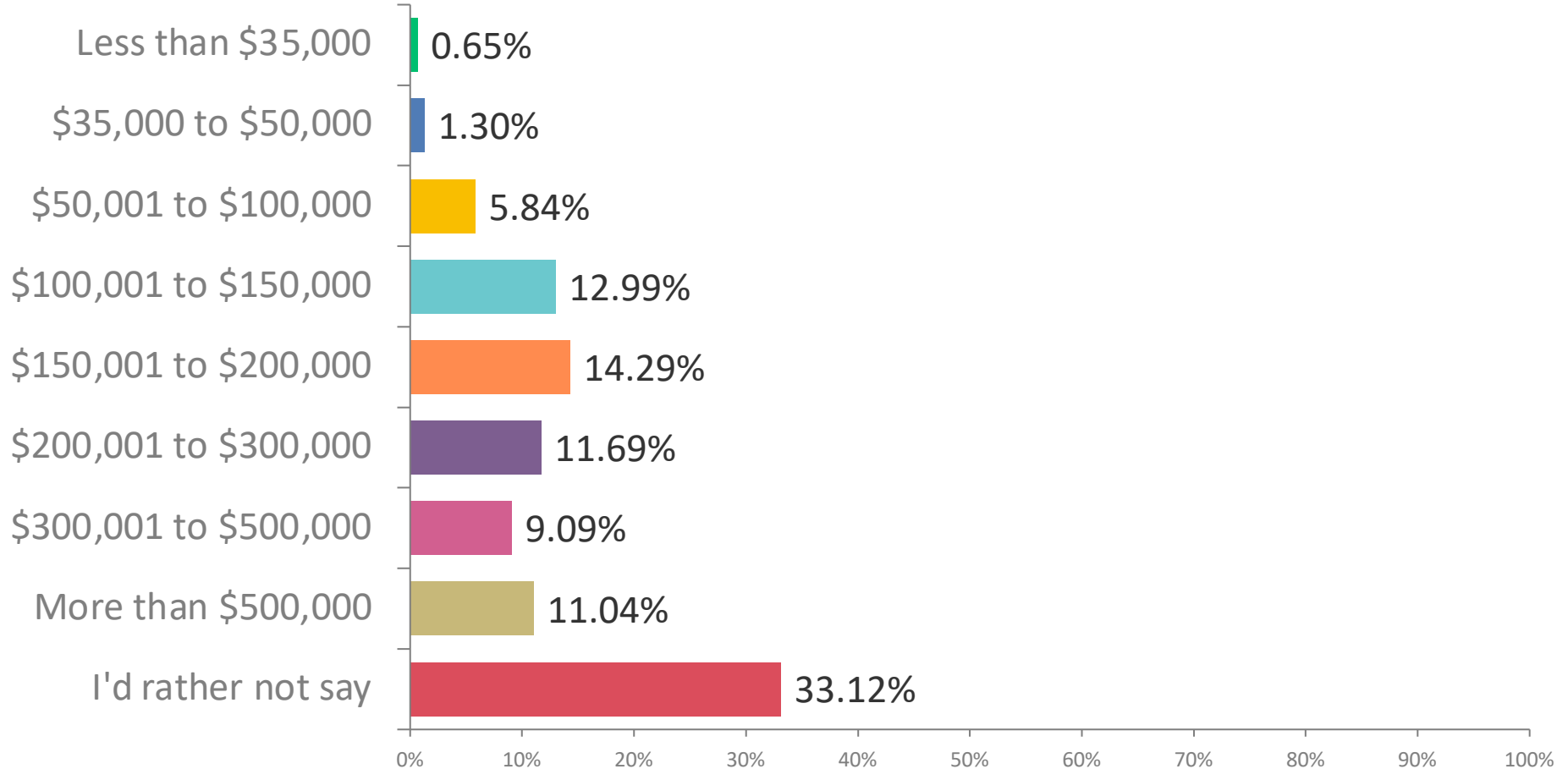
Q41: What is the highest educational attainment of a member of your immediate household?

Answered: 154 Skipped: 0

ANSWER CHOICES	RESPONSES	
Less than high school	0%	0
High school graduate	1.95%	3
Some college	0.65%	1
College (4-year) graduate	10.39%	16
Masters or equivalent (MA, MBA, MPH, etc.)	28.57%	44
Doctorate or equivalent (PhD, MD, JD, etc.)	55.19%	85
I'd rather not say	3.25%	5
TOTAL		154

Q42: What is your approximate household income?

Answered: 154 Skipped: 0



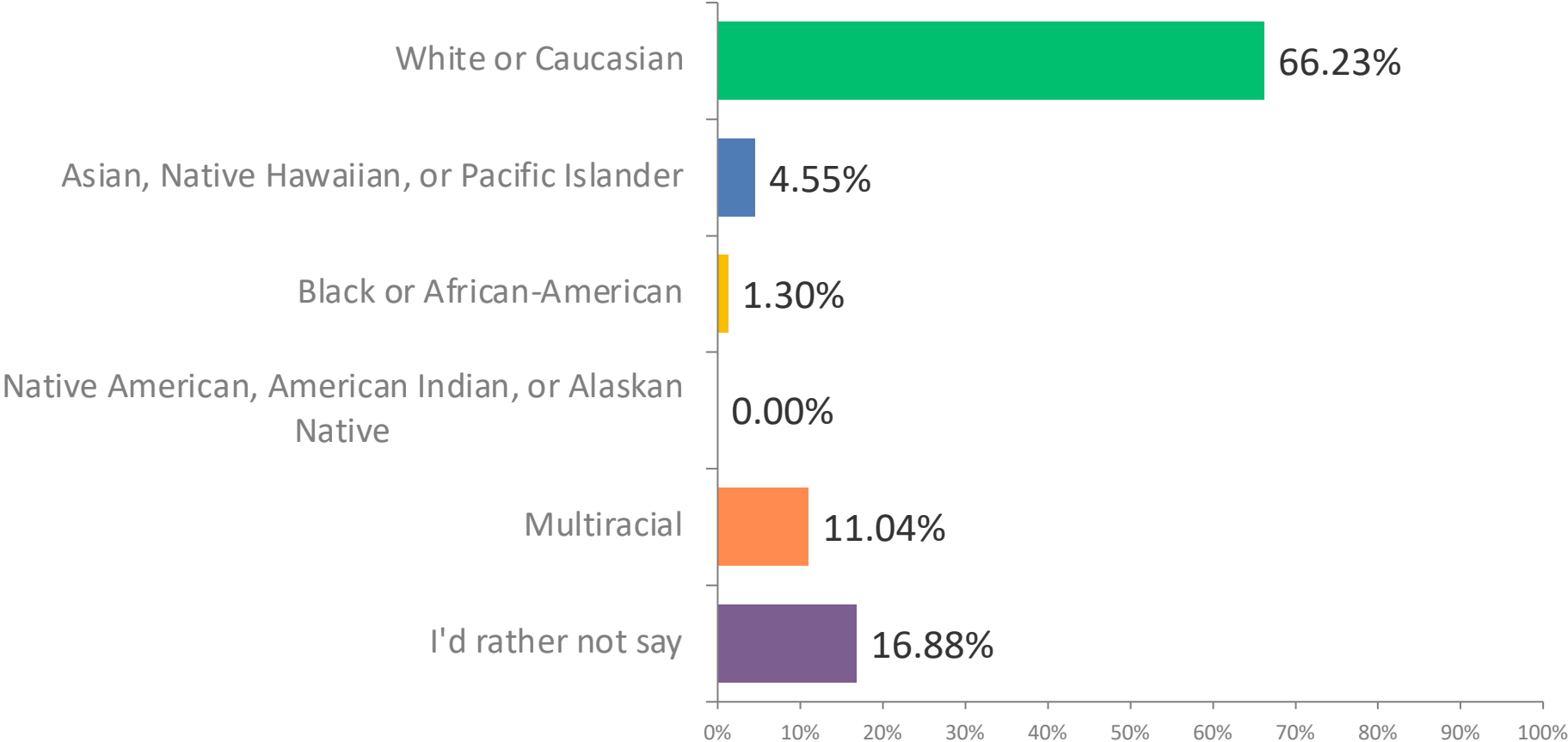
Q42: What is your approximate household income?

Answered: 154 Skipped: 0

ANSWER CHOICES	RESPONSES	
Less than \$35,000	0.65%	1
\$35,000 to \$50,000	1.30%	2
\$50,001 to \$100,000	5.84%	9
\$100,001 to \$150,000	12.99%	20
\$150,001 to \$200,000	14.29%	22
\$200,001 to \$300,000	11.69%	18
\$300,001 to \$500,000	9.09%	14
More than \$500,000	11.04%	17
I'd rather not say	33.12%	51
TOTAL		154

Q43: What is the race of your child (or yourself if no child in the schools)?

Answered: 154 Skipped: 0



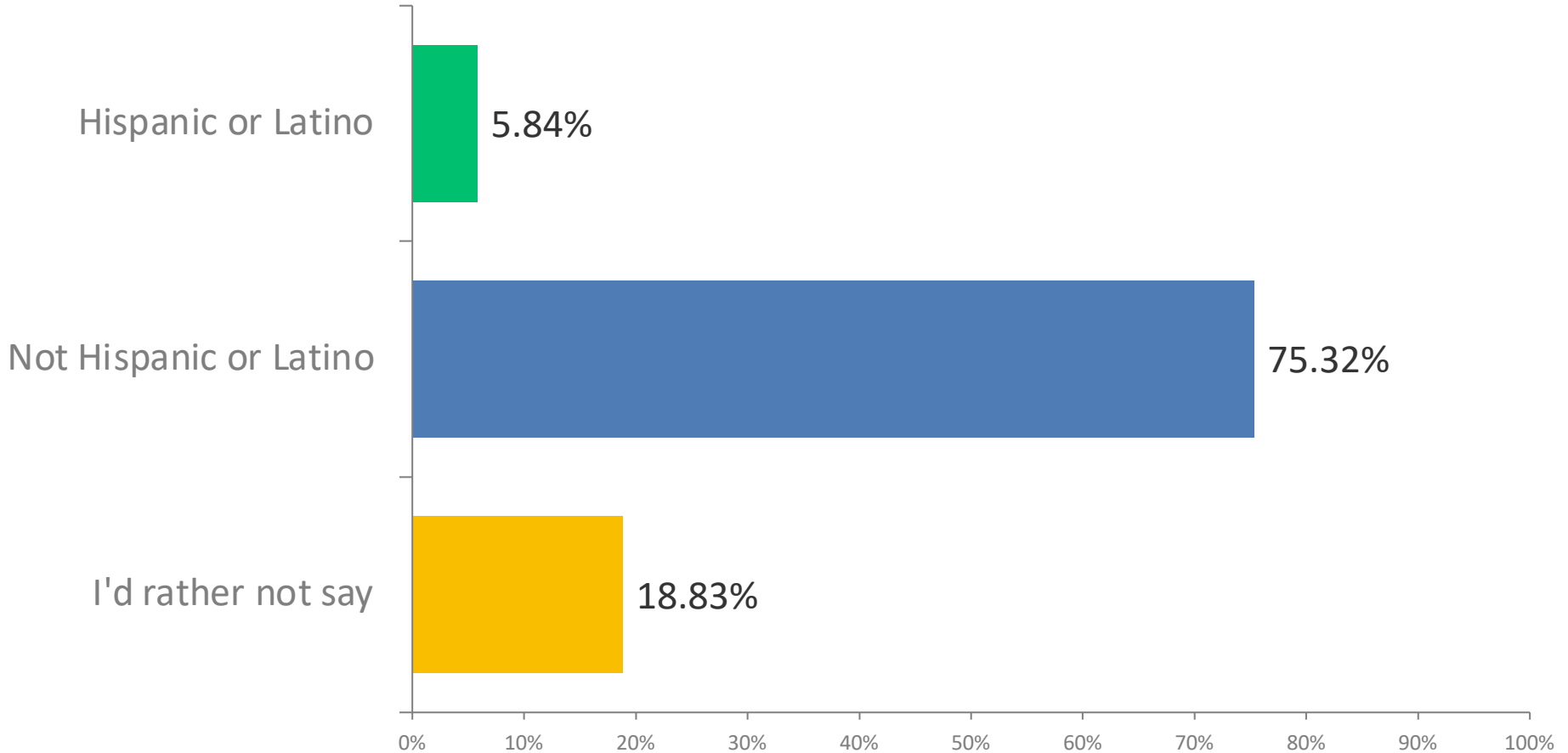
Q43: What is the race of your child (or yourself if no child in the schools)?

Answered: 154 Skipped: 0

ANSWER CHOICES	RESPONSES	
White or Caucasian	66.23%	102
Asian, Native Hawaiian, or Pacific Islander	4.55%	7
Black or African-American	1.30%	2
Native American, American Indian, or Alaskan Native	0%	0
Multiracial	11.04%	17
I'd rather not say	16.88%	26
TOTAL		154

Q44: What is the ethnicity of your child (or yourself if no child in the schools)?

Answered: 154 Skipped: 0



Q44: What is the ethnicity of your child (or yourself if no child in the schools)?

Answered: 154 Skipped: 0

ANSWER CHOICES

RESPONSES

Hispanic or Latino

5.84% 9

Not Hispanic or Latino

75.32% 116

I'd rather not say

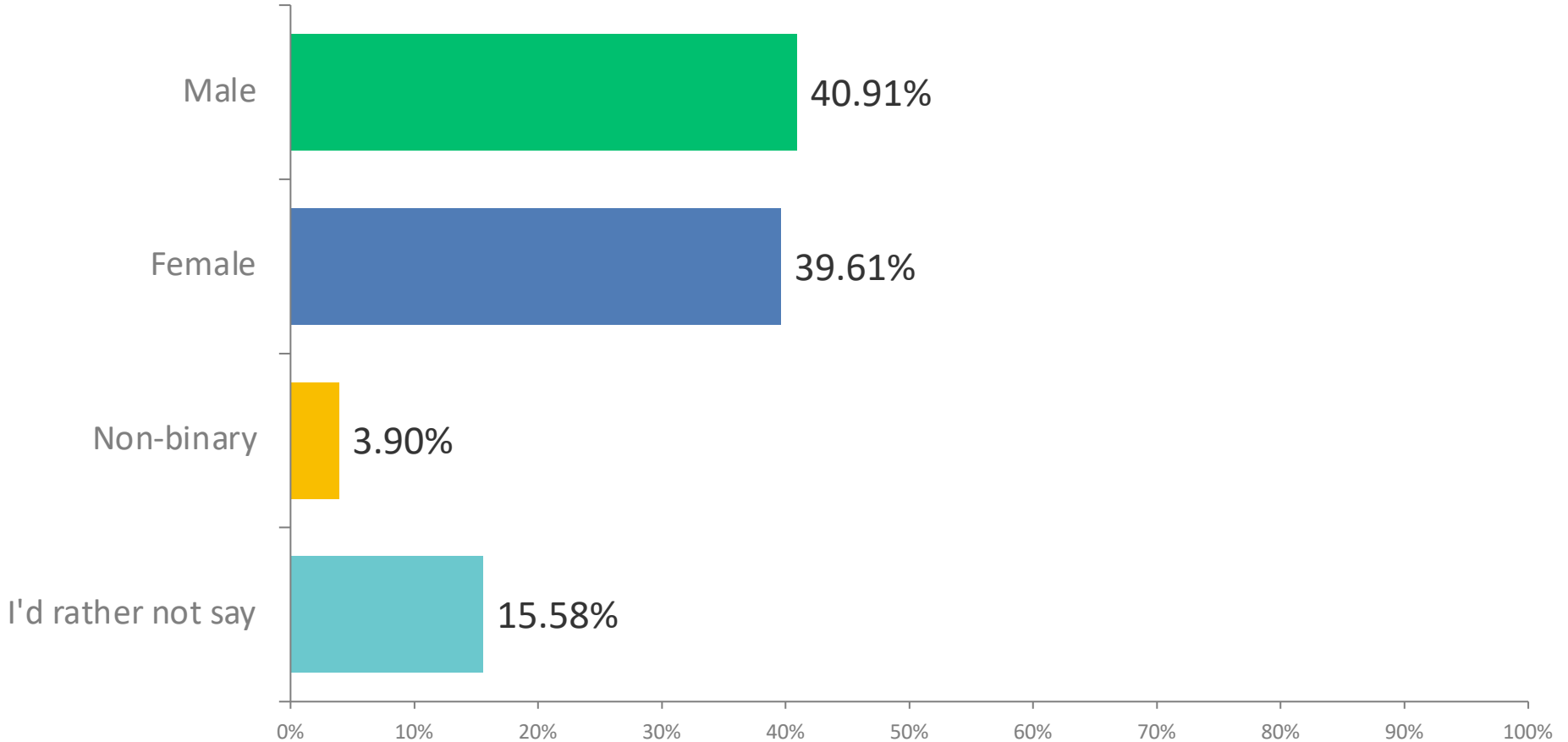
18.83% 29

TOTAL

154

Q45: What is the gender of your child (or yourself if no child in the schools)?

Answered: 154 Skipped: 0



Q45: What is the gender of your child (or yourself if no child in the schools)?

Answered: 154 Skipped: 0

ANSWER CHOICES	RESPONSES	
Male	40.91%	63
Female	39.61%	61
Non-binary	3.90%	6
I'd rather not say	15.58%	24
TOTAL		154