

SAU70 2022 Strategic Planning Survey
June 2022: RMS Only

Strategic Planning Survey: 503 responses: 81 specific to RMS

- June 2022 survey sent out to parents, staff, and the community
- Open for multiple weeks until July 1st with multiple reminders from Superintendent
- 47-Item survey
- Participants invited to put in their personal information and be contacted by the Superintendent and his staff; these follow-up meetings (n=40) occurred in summer and fall 2022
- Items included 12 free-text response questions; see next slide for summary
- Redacted (to eliminate potentially identifiable information) free-text responses will be available separately; 90-page PDF; RMS 19-page PDF
 - Free-text responses similar to “no”, “NA”, etc. were removed

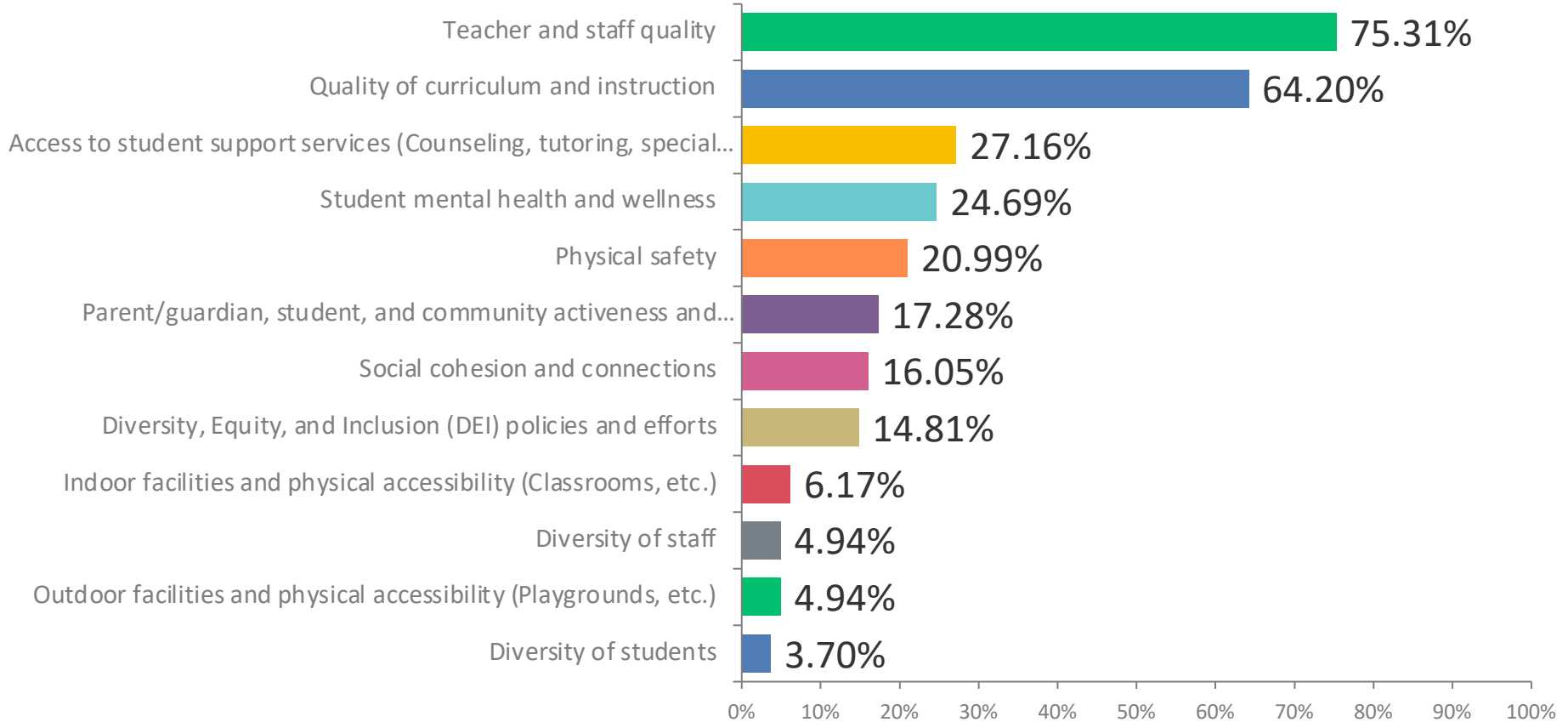
**Survey
Count:
All 503
RMS 81**

Question	Subject	Comments	Specific	RMS
2	Aspects Valued	187	117	15
4	Challenges	251	194	24
21	Assessments	222	161	29
23	Academic	212	153	15
25	Student Support	176	99	11
27	During School	188	107	20
29	Outside School	155	72	14
31	Physical Environment	191	117	9
33	Transportation	179	109	18
35	Sustainability	150	65	8
37	5-Year Initiatives	172	99	12
46	What We Missed	167	103	8
Totals		2,250	1,396	183

Q1: Which current aspects do you value the most about our SAU70 schools?

Please choose up to three of the most important answers for you.

Answered: 81 Skipped: 0



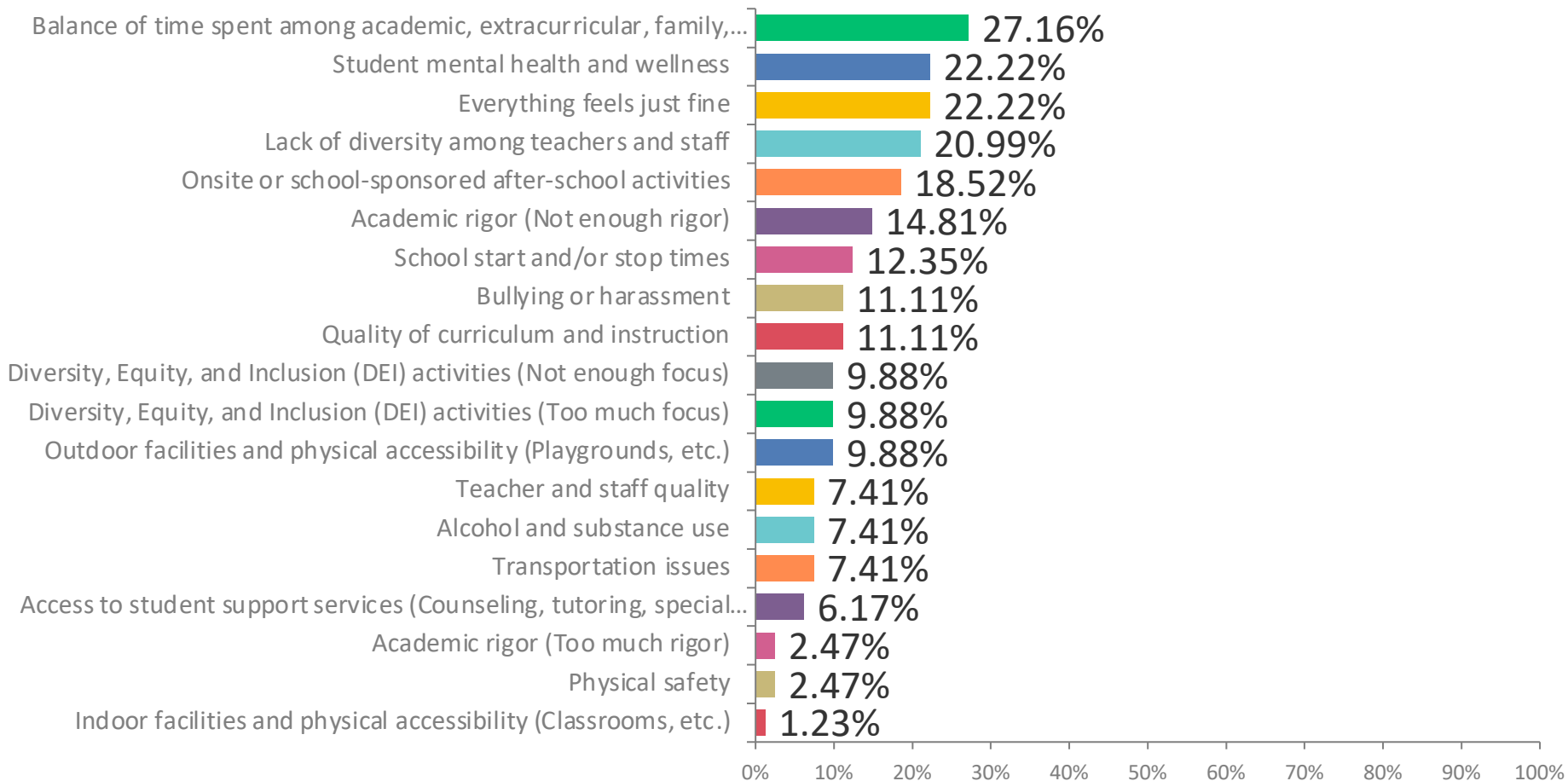
Q1: Which current aspects do you value the most about our SAU70 schools?

Please choose up to three of the most important answers for you.

Answered: 81 Skipped: 0

ANSWER CHOICES	RESPONSES	
Teacher and staff quality	75.31%	61
Quality of curriculum and instruction	64.20%	52
Access to student support services (Counseling, tutoring, special education, etc.)	27.16%	22
Student mental health and wellness	24.69%	20
Physical safety	20.99%	17
Parent/guardian, student, and community activeness and participation	17.28%	14
Social cohesion and connections	16.05%	13
Diversity, Equity, and Inclusion (DEI) policies and efforts	14.81%	12
Indoor facilities and physical accessibility (Classrooms, etc.)	6.17%	5
Diversity of staff	4.94%	4
Outdoor facilities and physical accessibility (Playgrounds, etc.)	4.94%	4
Diversity of students	3.70%	3
TOTAL		227

Q3: What are the biggest current challenges adversely affecting quality of life in our SAU70 schools? Please choose up to three of the most important answers for you. Answered: 81 Skipped: 0

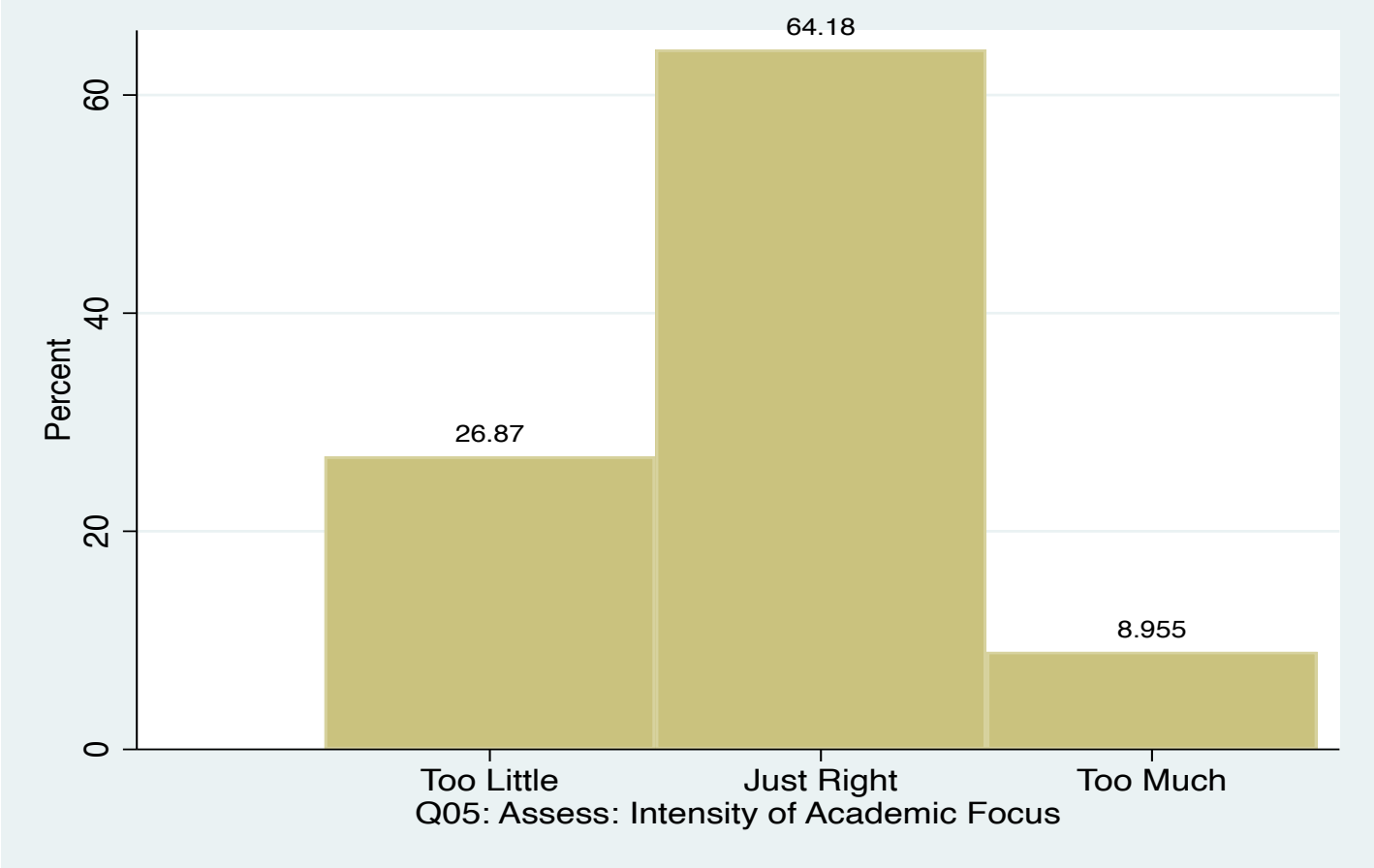


Q3: What are the biggest current challenges adversely affecting quality of life in our SAU70 schools? Please choose up to three of the most important answers for you. Answered: 81 Skipped: 0

ANSWER CHOICES	RESPONSES	
Balance of time spent among academic, extracurricular, family, and personal activities	27.16%	22
Student mental health and wellness	22.22%	18
Everything feels just fine	22.22%	18
Lack of diversity among teachers and staff	20.99%	17
Onsite or school-sponsored after-school activities	18.52%	15
Academic rigor (Not enough rigor)	14.81%	12
School start and/or stop times	12.35%	10
Bullying or harassment	11.11%	9
Quality of curriculum and instruction	11.11%	9
Diversity, Equity, and Inclusion (DEI) activities (Not enough focus)	9.88%	8
Diversity, Equity, and Inclusion (DEI) activities (Too much focus)	9.88%	8
Outdoor facilities and physical accessibility (Playgrounds, etc.)	9.88%	8
Teacher and staff quality	7.41%	6
Alcohol and substance use	7.41%	6
Transportation issues	7.41%	6
Access to student support services (Counseling, tutoring, special education, etc.)	6.17%	5
Academic rigor (Too much rigor)	2.47%	2
Physical safety	2.47%	2
Indoor facilities and physical accessibility (Classrooms, etc.)	1.23%	1

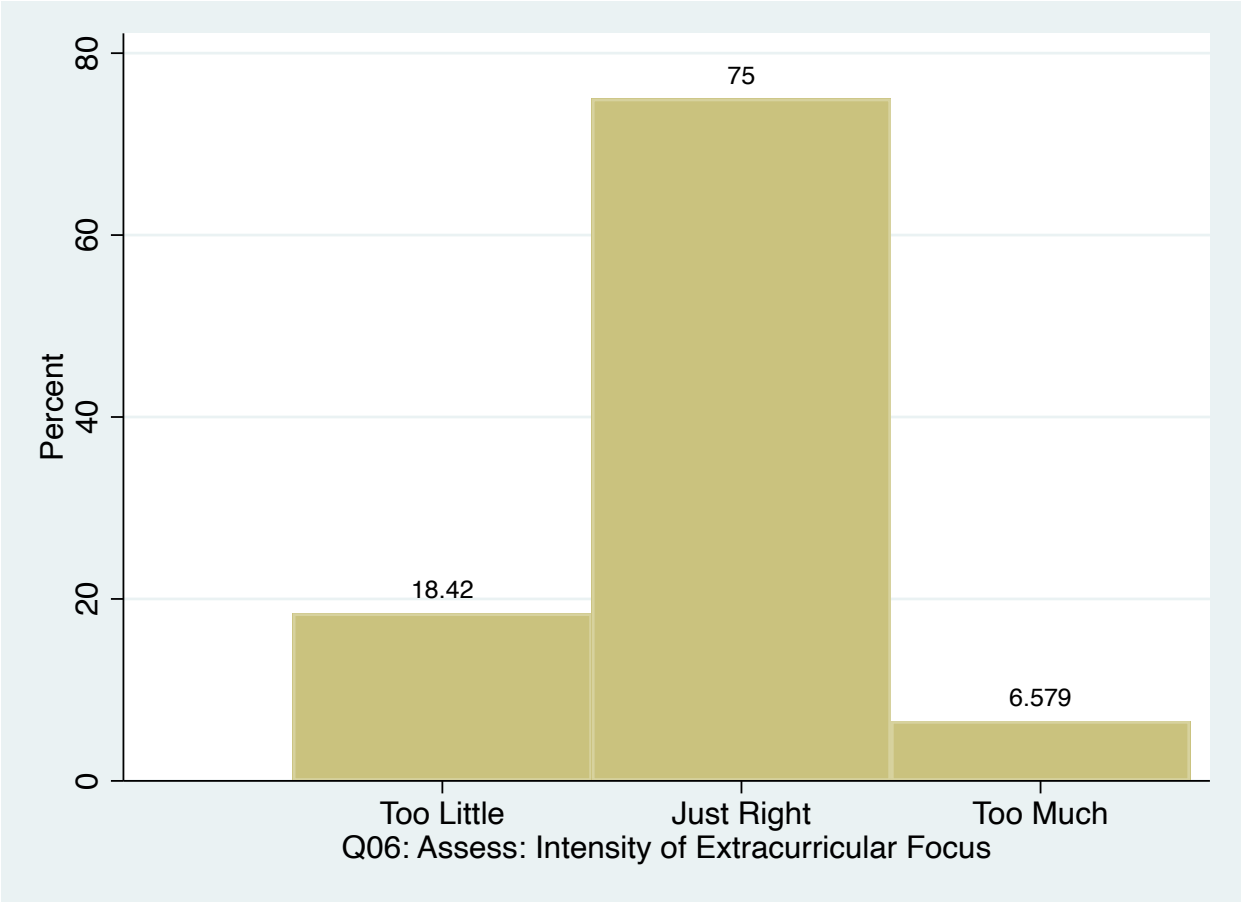
Q5: Please assess this aspect of our schools. Please click on one of the three options. Intensity of academic focus

Answered: 67 Skipped: 14



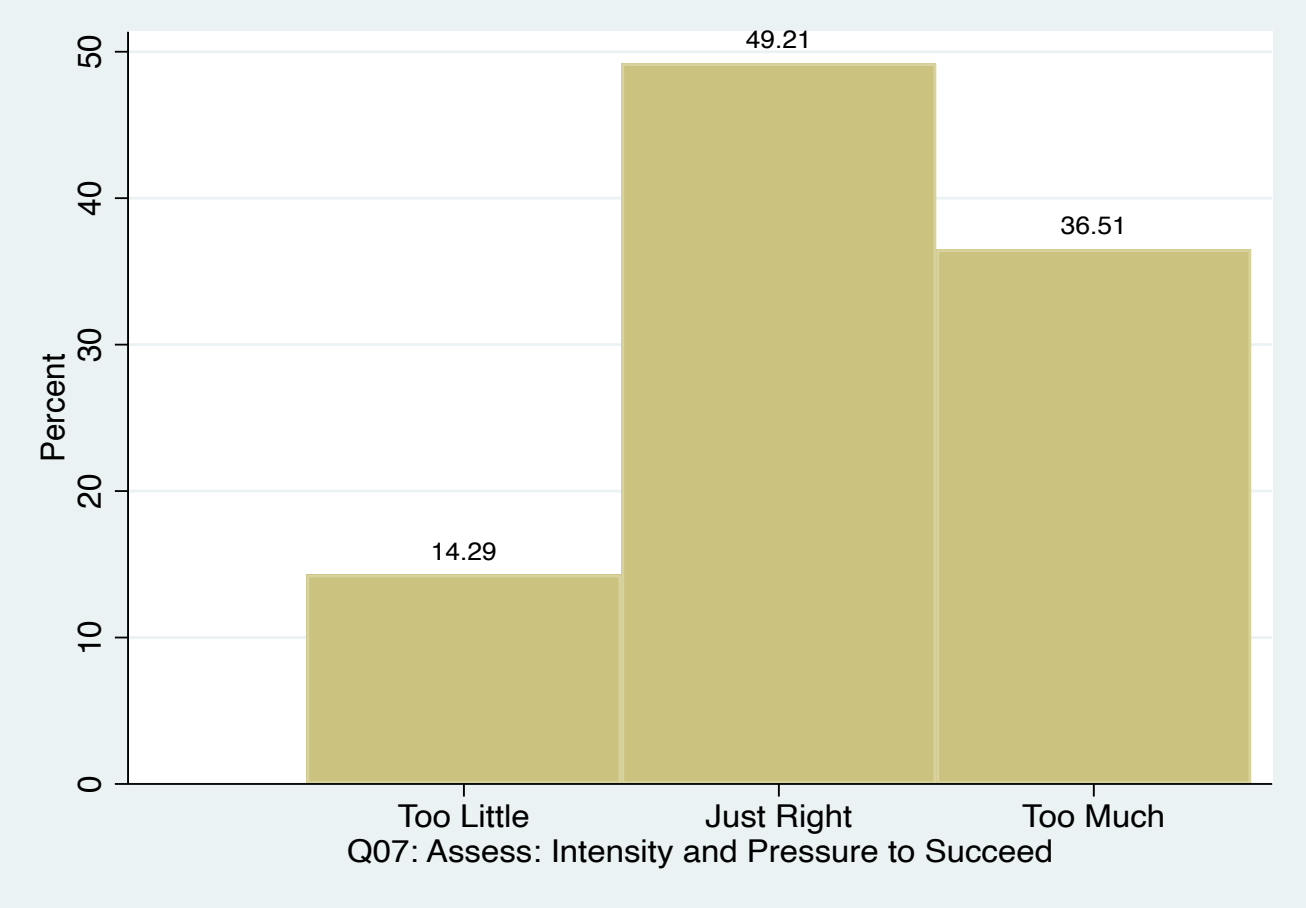
Q6: Please assess this aspect of our schools. Please click on one of the three options. Intensity of extracurricular activities, such as athletics and theater

Answered: 76 Skipped: 5



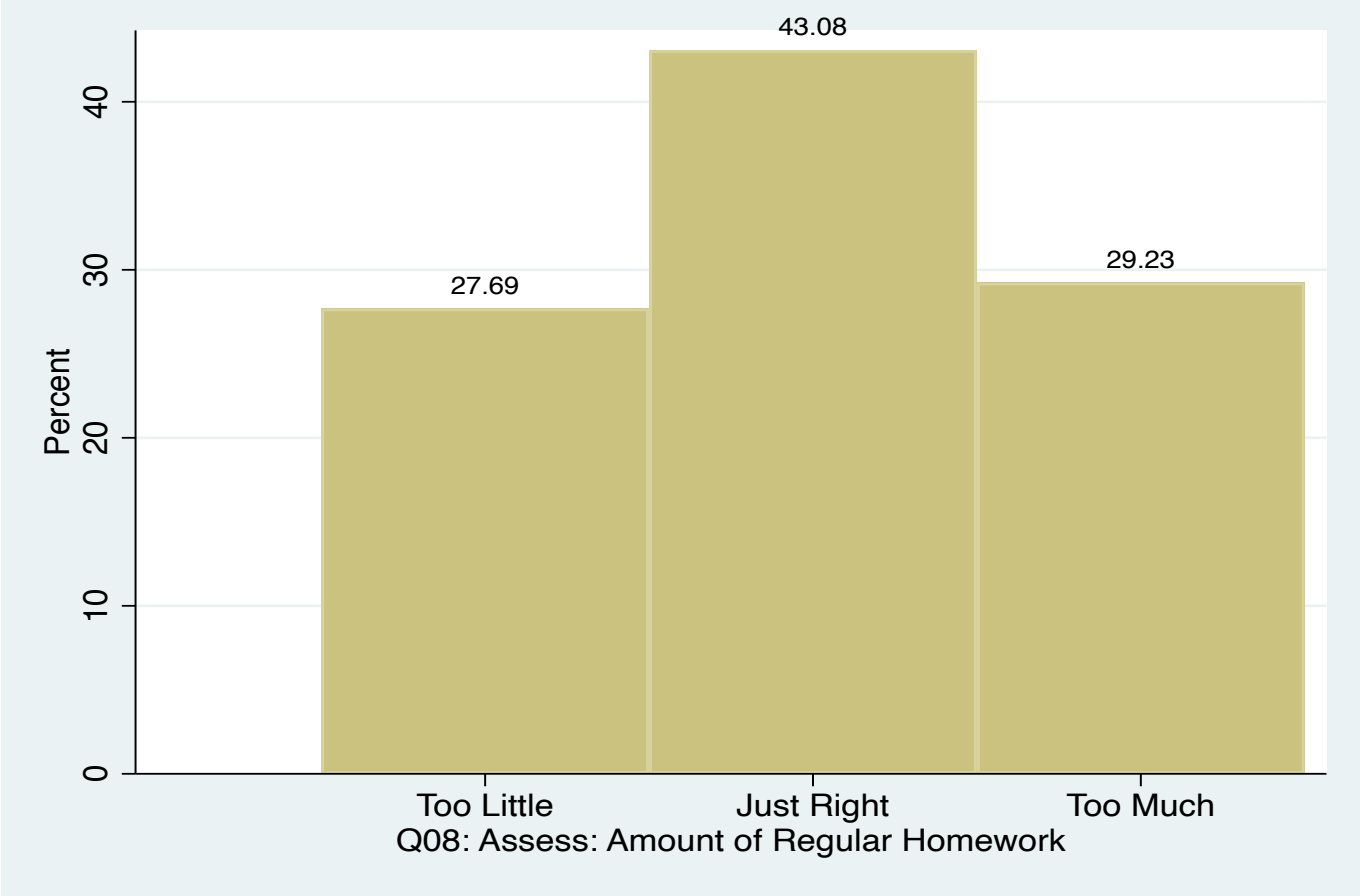
Q7: Please assess this aspect of our schools. Please click on one of the three options.
Intensity and pressure to succeed

Answered: 63 Skipped: 18

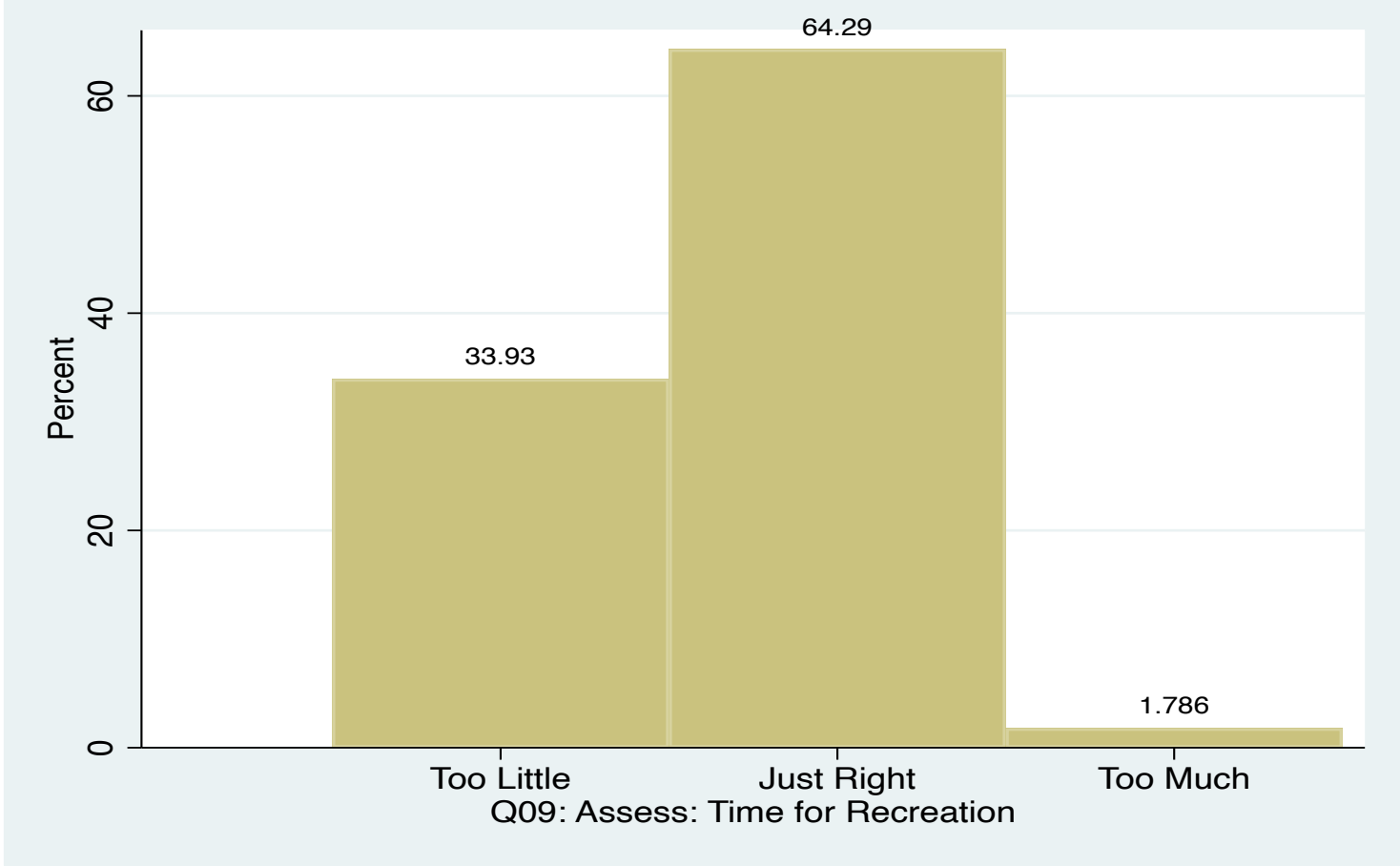


Q8: Please assess this aspect of our schools. Please click on one of the three options.
Amount of regular homework

Answered: 65 Skipped: 16

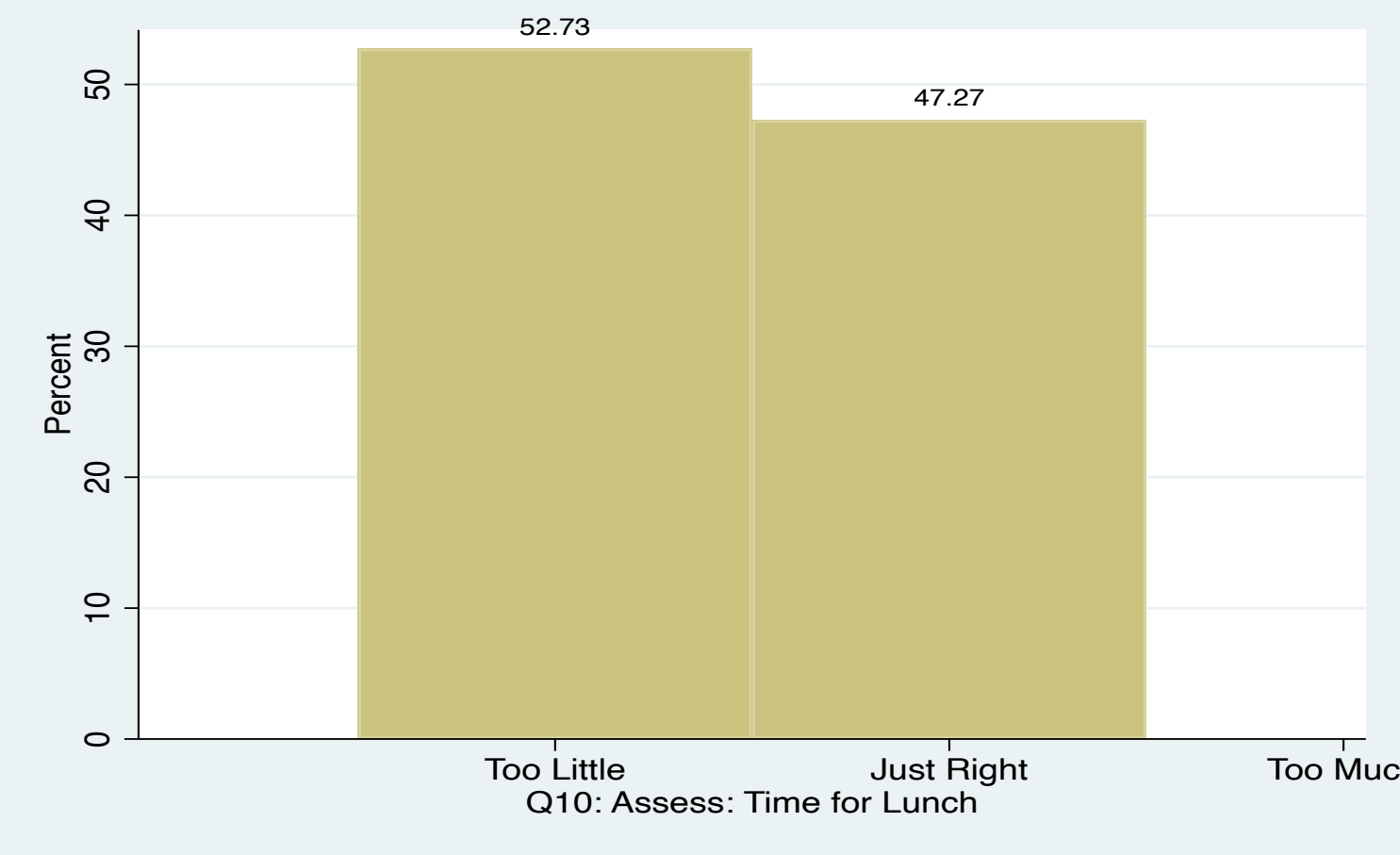


Q9: Please assess this aspect of our schools. Please click on one of the three options. Time availability for playground/recess/recreation, etc. Answered: 56 Skipped: 25



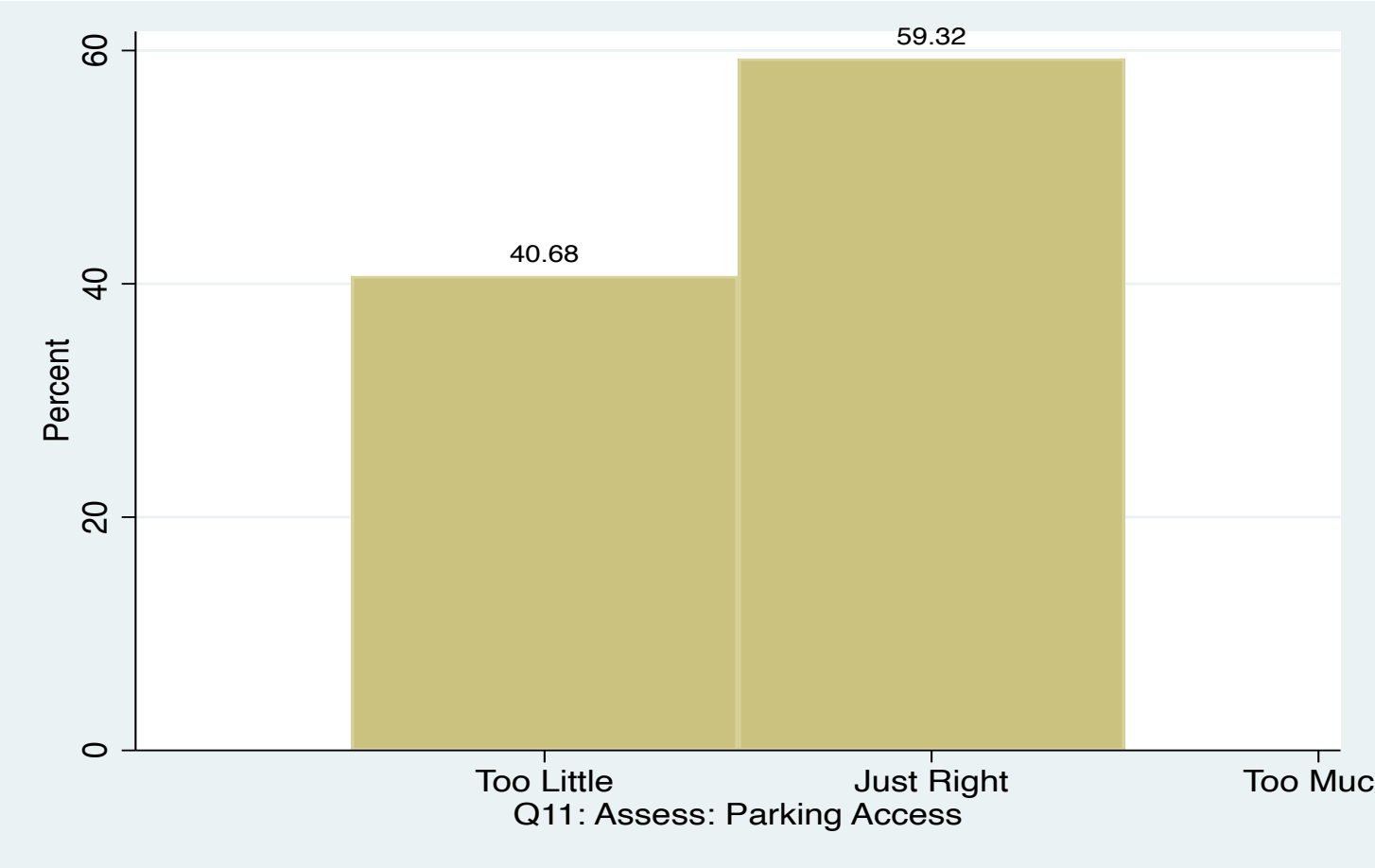
Q10: Please assess this aspect of our schools. Please click on one of the three options.
Time availability for lunch

Answered: 55 Skipped: 26



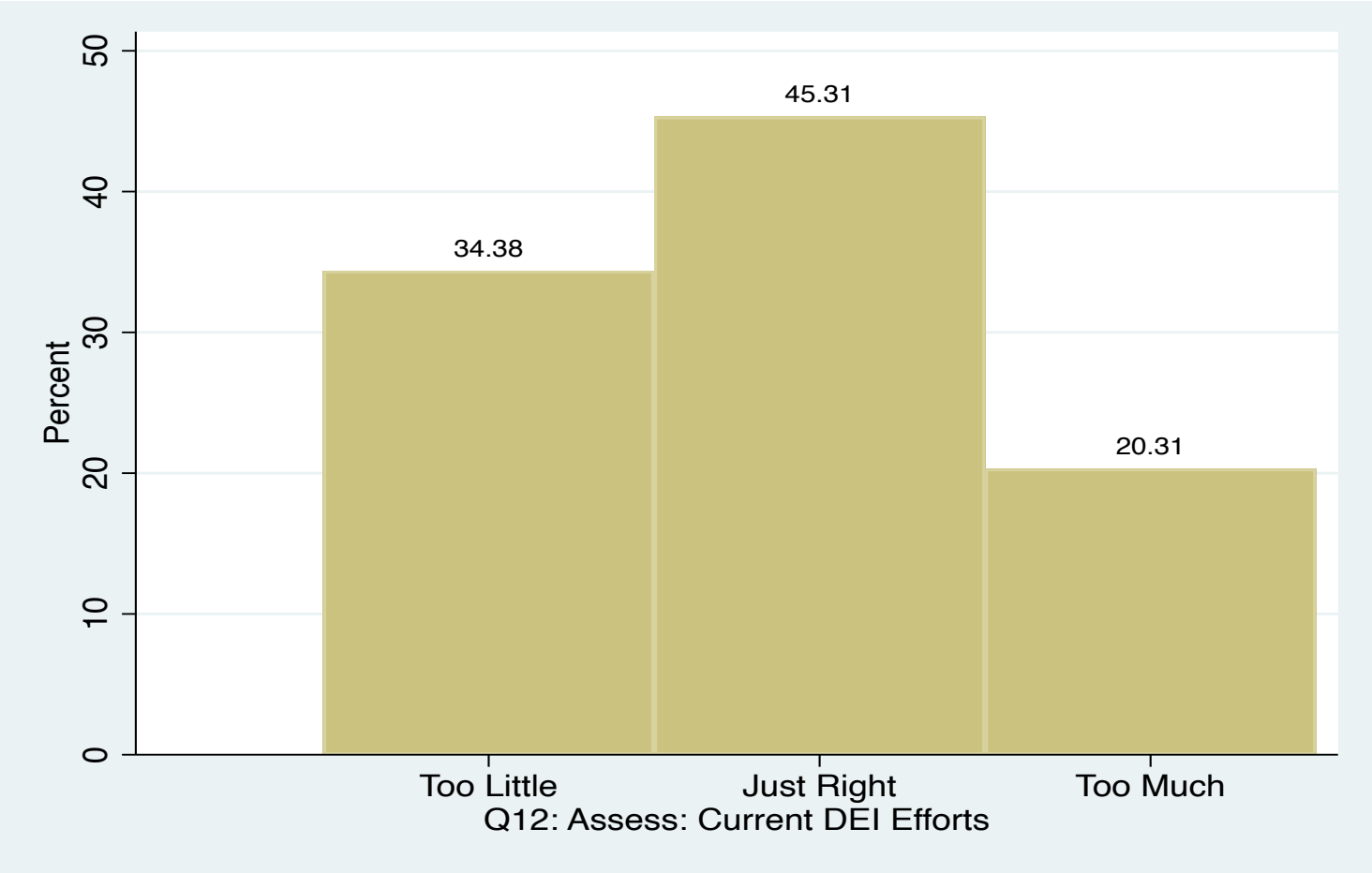
Q11: Please assess this aspect of our schools. Please click on one of the three options. Parking access and availability when needed

Answered: 59 Skipped: 22



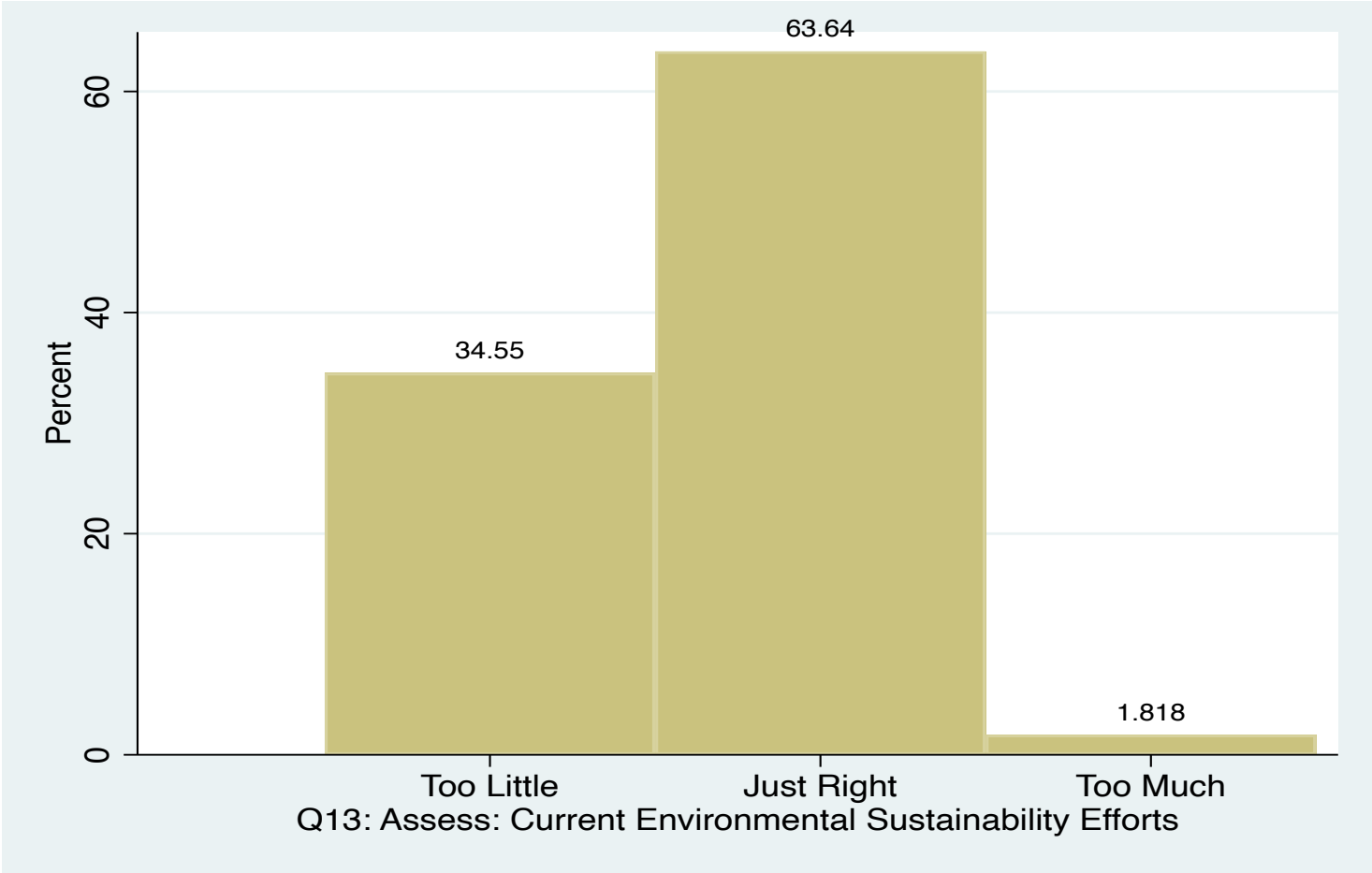
Q12: Please assess this aspect of our schools. Please click on one of the three options. **Current Diversity, Equity, and Inclusion (DEI) efforts**

Answered: 64 Skipped: 17



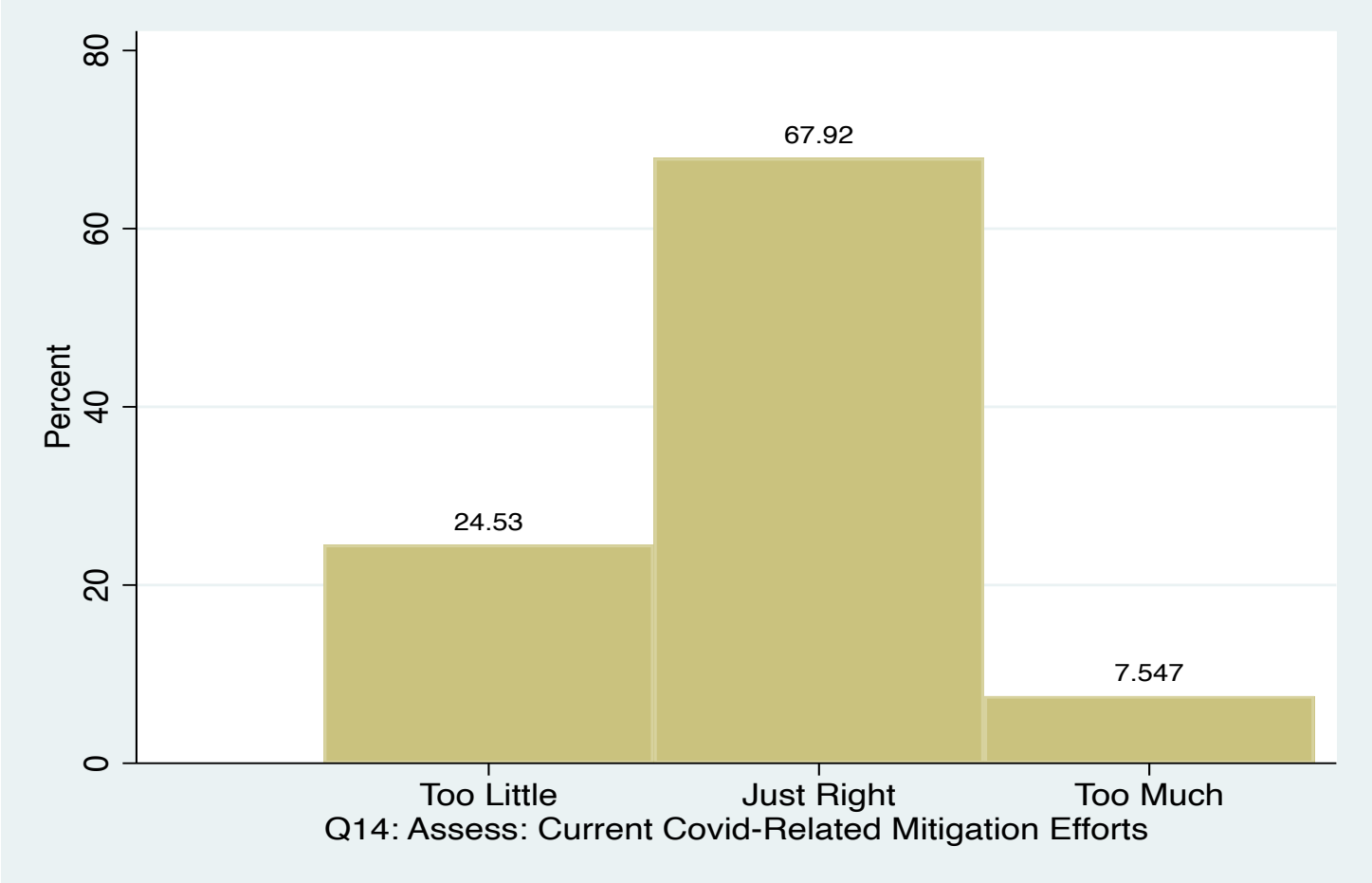
Q13: Please assess this aspect of our schools. Please click one of the three options.
Current environmental sustainability efforts

Answered: 55 Skipped: 26



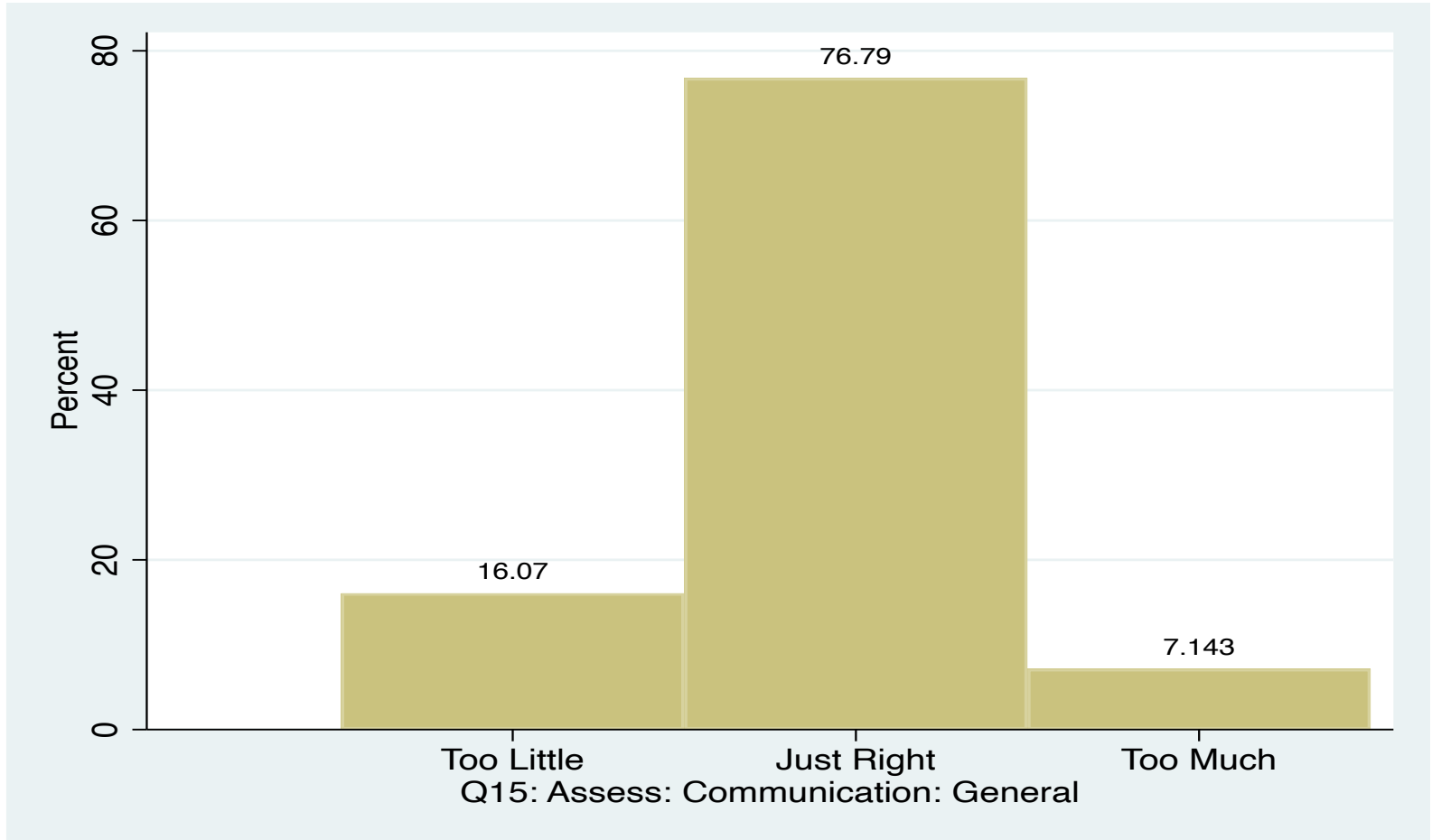
Q14: Please assess this aspect of our schools. Please click one of the three options.
Current Covid-related mitigation efforts

Answered: 53 Skipped: 28

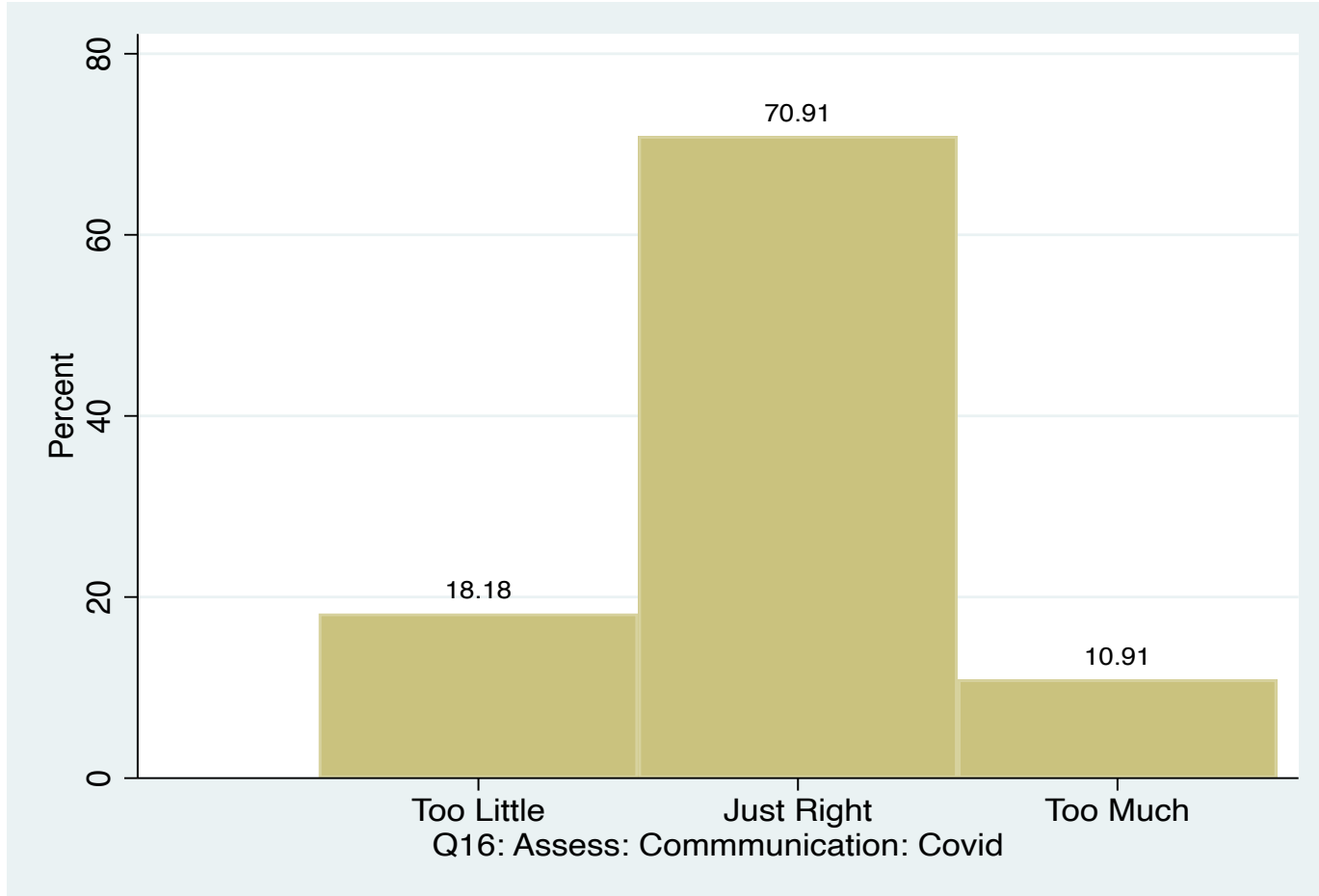


Q15: Please assess this aspect of our schools. Please click one of the three options.
Amount of general communication from the schools and staff

Answered: 56 Skipped: 25

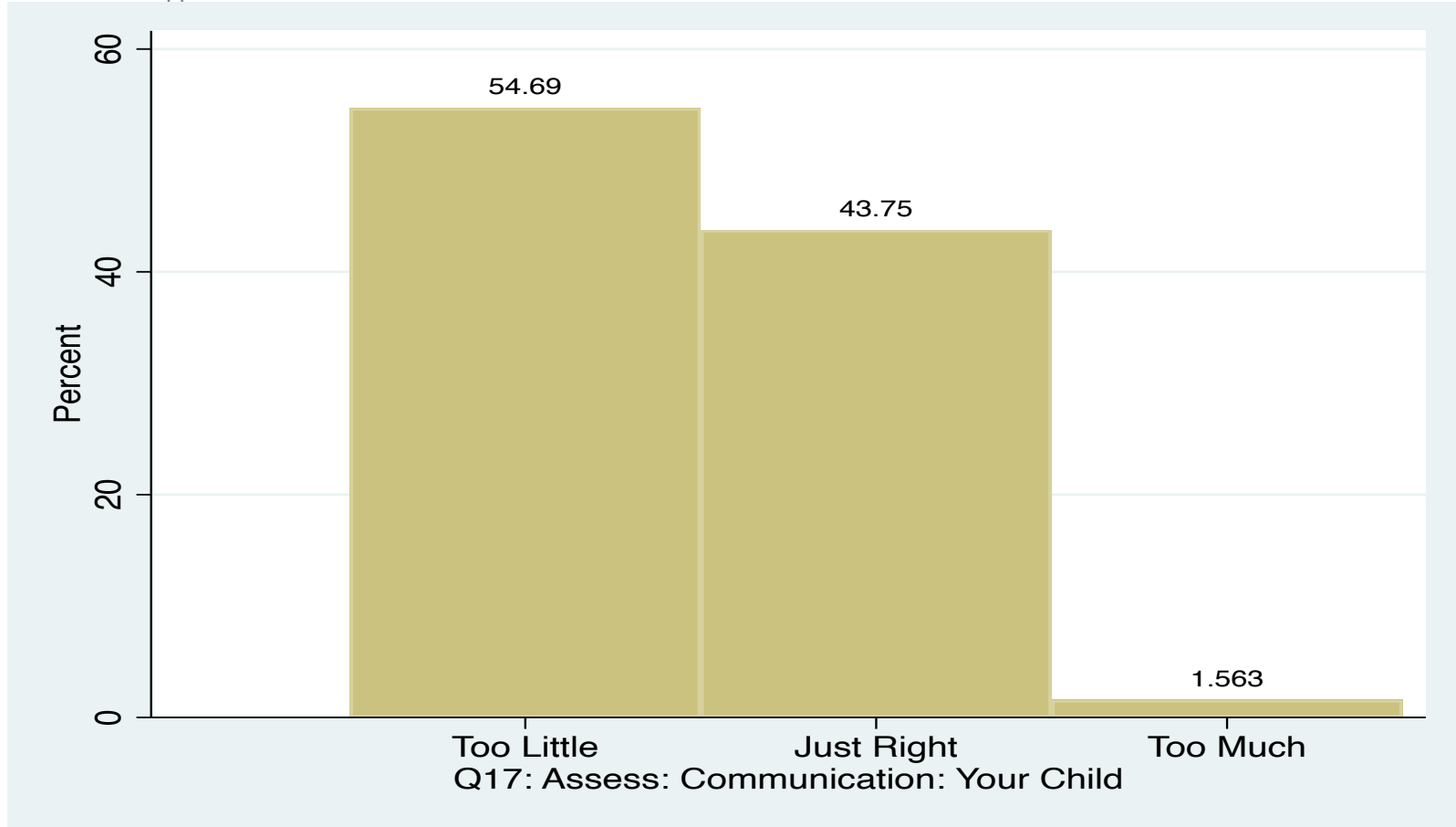


Q16: Please assess this aspect of our schools. Please click one of the three options.
Amount of Covid-related communication from the schools and staff Answered: 55 Skipped: 26



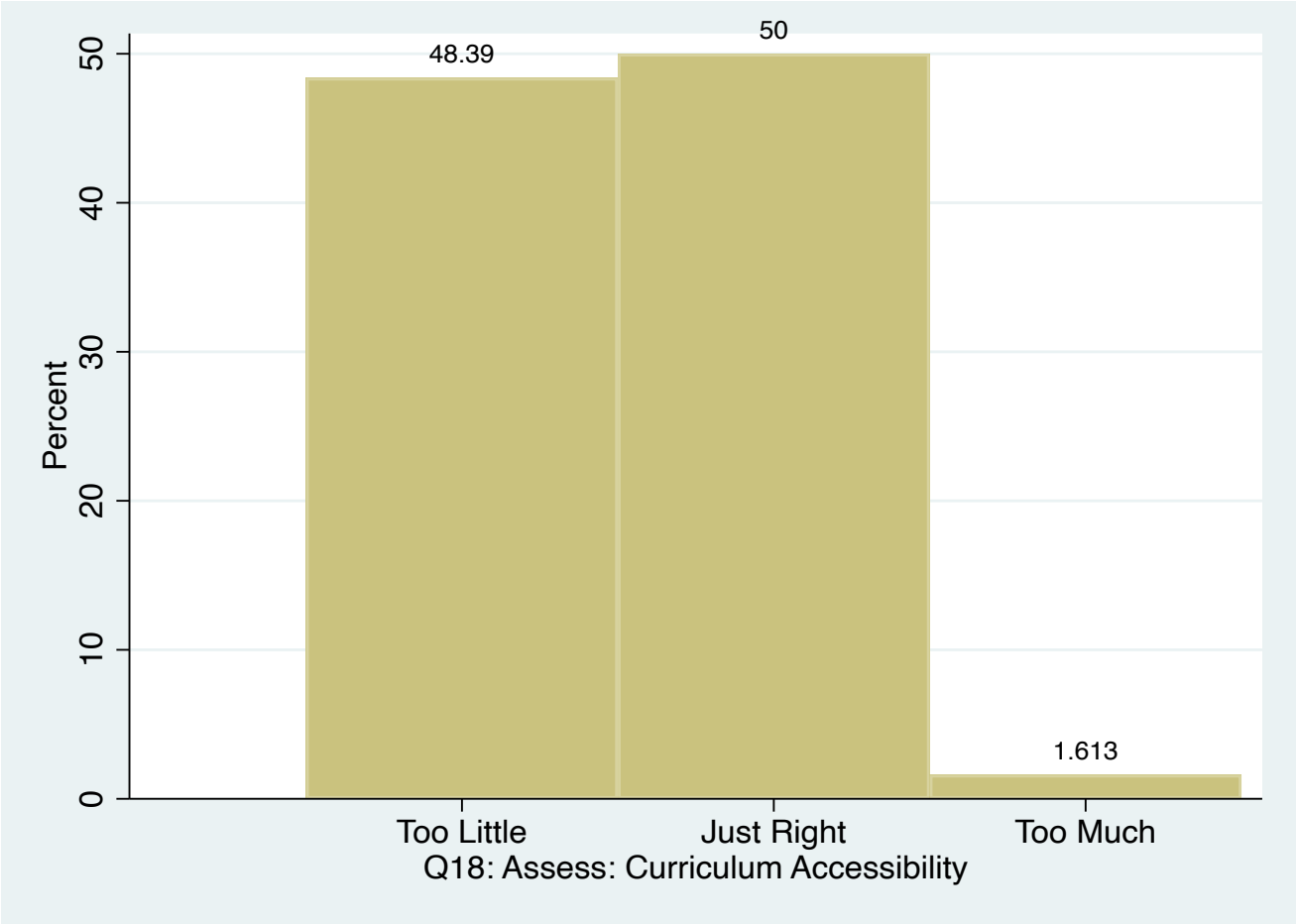
Q17: Please assess this aspect of our schools. Please click one of the three options.
Amount of communication from the schools and staff specifically about your child

Answered: 64 Skipped: 17



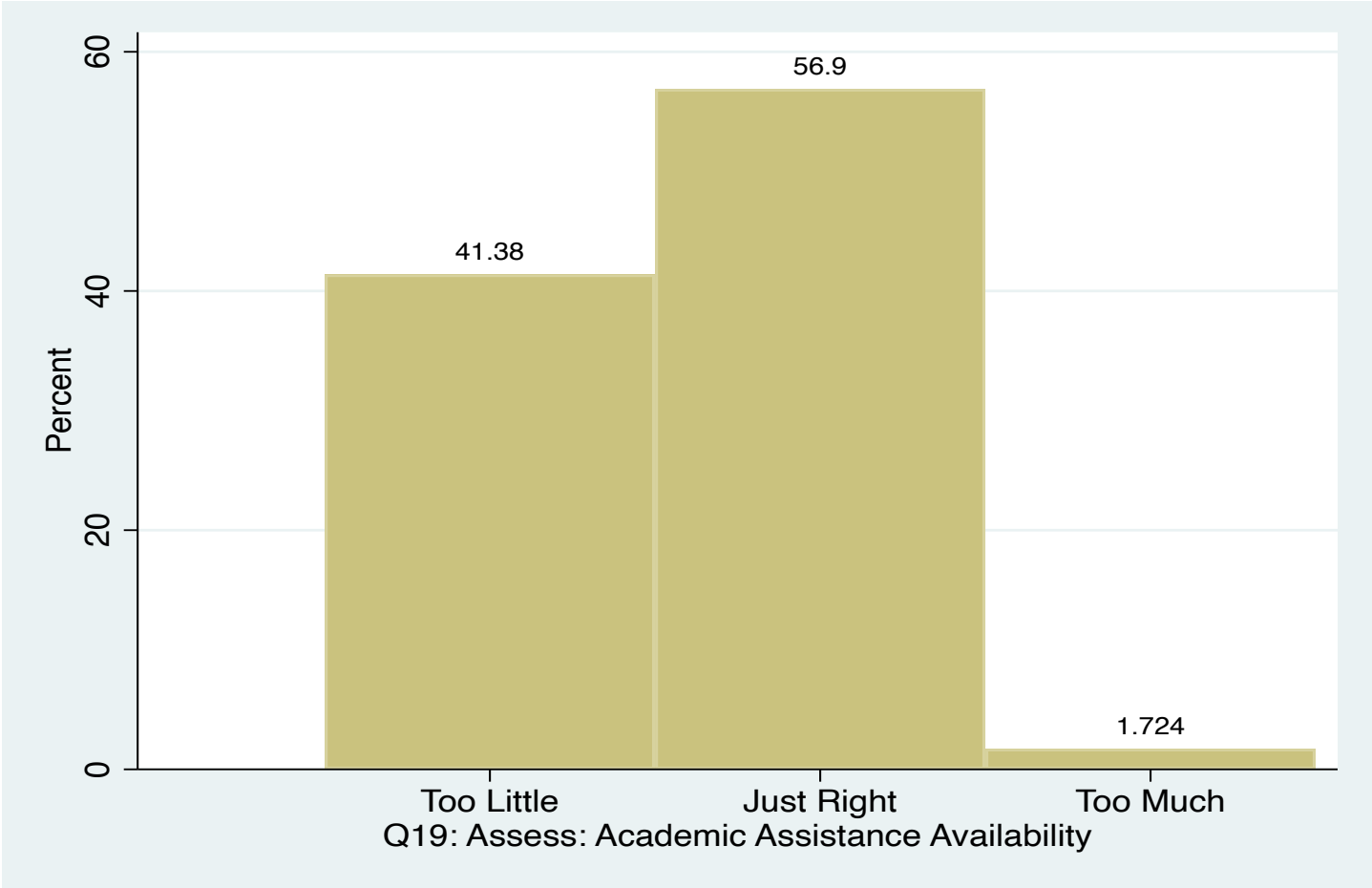
Q18: Please assess this aspect of our schools. Please click one of the three options.
Accessibility of curriculum and other resources

Answered: 62 Skipped: 19



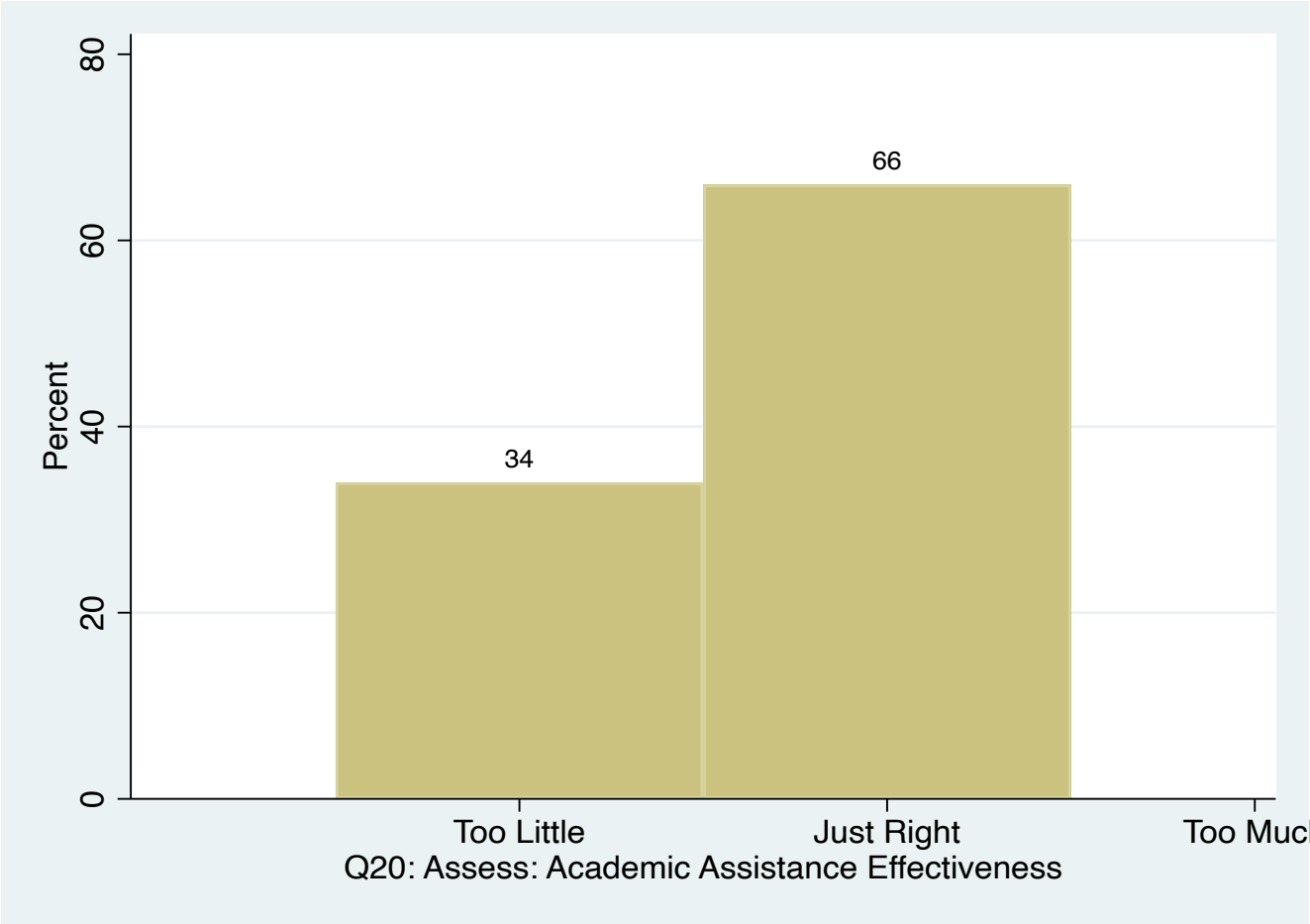
Q19: Please assess this aspect of our schools. Please click one of the three options. Availability of additional academic assistance

Answered: 58 Skipped: 23



Q20: Please assess this aspect of our schools. Please click one of the three options. Effectiveness of additional academic assistance

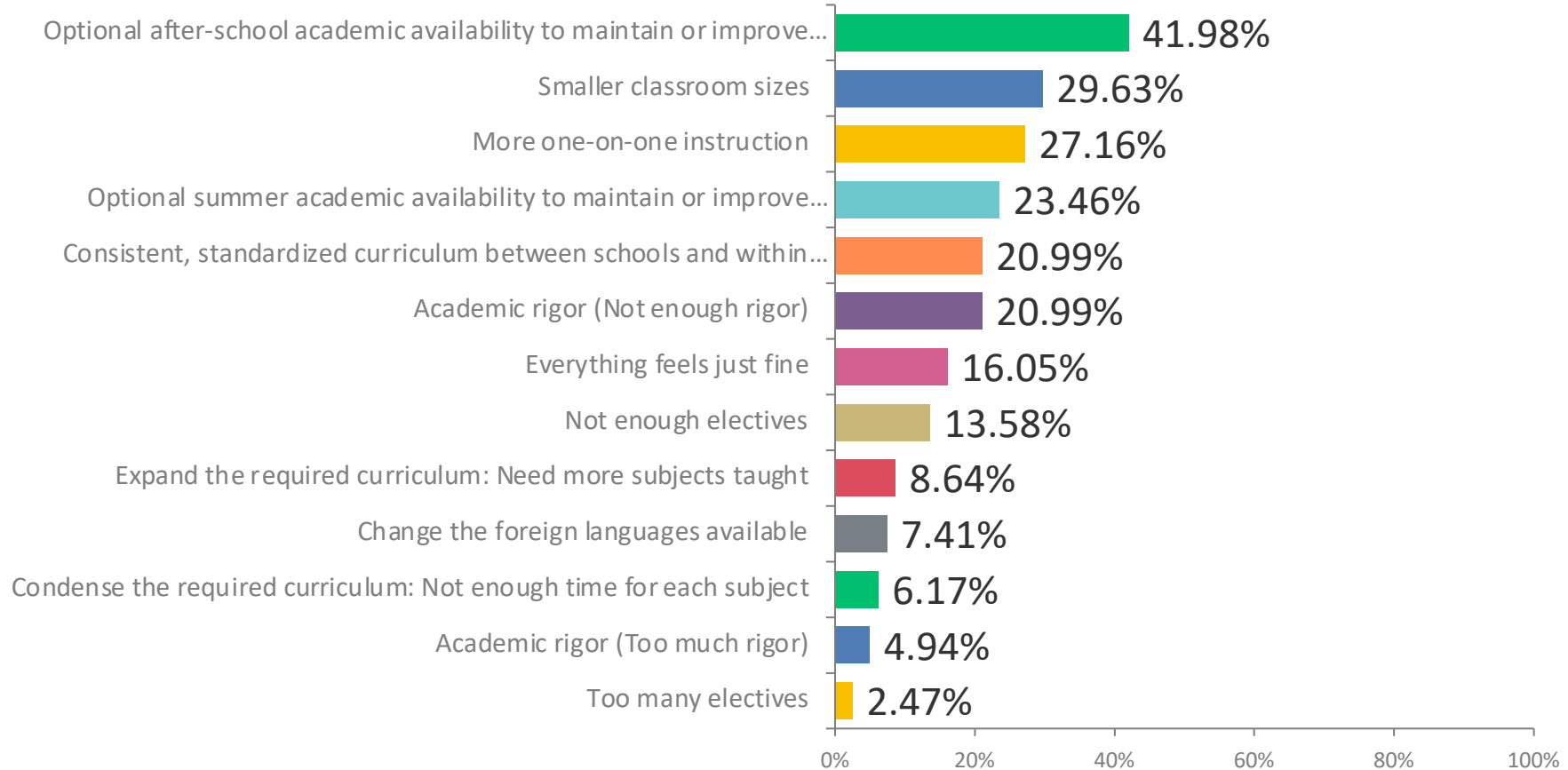
Answered: 50 Skipped: 31



Q22: What are the current most pressing academic needs within our schools?

Please choose up to three of the most important answers for you.

Answered: 81 Skipped: 0



Q22: What are the current most pressing academic needs within our schools?

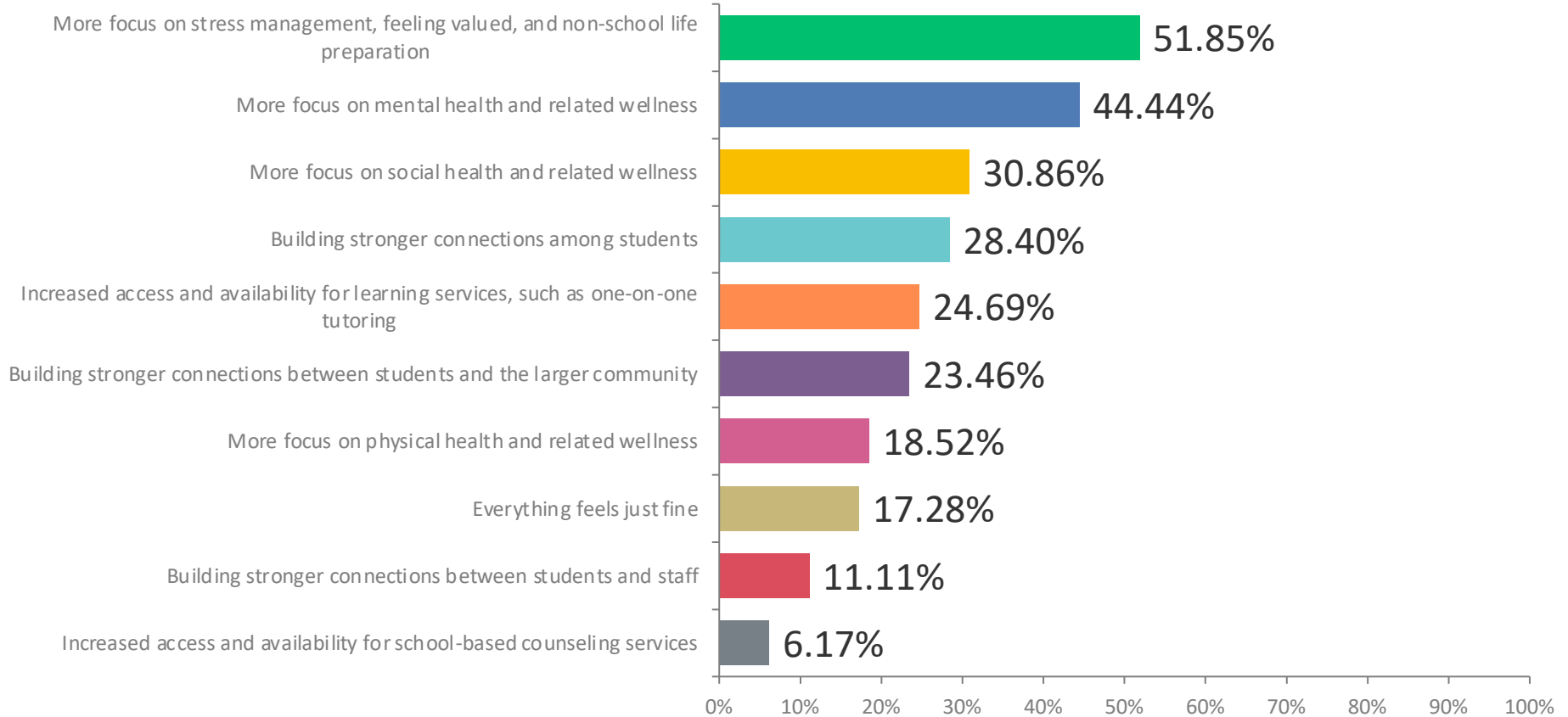
Please choose up to three of the most important answers for you.

Answered: 81 Skipped: 0

ANSWER CHOICES	RESPONSES	
Optional after-school academic availability to maintain or improve performance	41.98%	34
Smaller classroom sizes	29.63%	24
More one-on-one instruction	27.16%	22
Optional summer academic availability to maintain or improve performance	23.46%	19
Consistent, standardized curriculum between schools and within grades and subjects	20.99%	17
Academic rigor (Not enough rigor)	20.99%	17
Everything feels just fine	16.05%	13
Not enough electives	13.58%	11
Expand the required curriculum: Need more subjects taught	8.64%	7
Change the foreign languages available	7.41%	6
Condense the required curriculum: Not enough time for each subject	6.17%	5
Academic rigor (Too much rigor)	4.94%	4
Too many electives	2.47%	2
TOTAL		181

Q24: What are the current most pressing student support and service needs within our schools? Please choose up to three of the most important answers for you.

Answered: 81 Skipped: 0

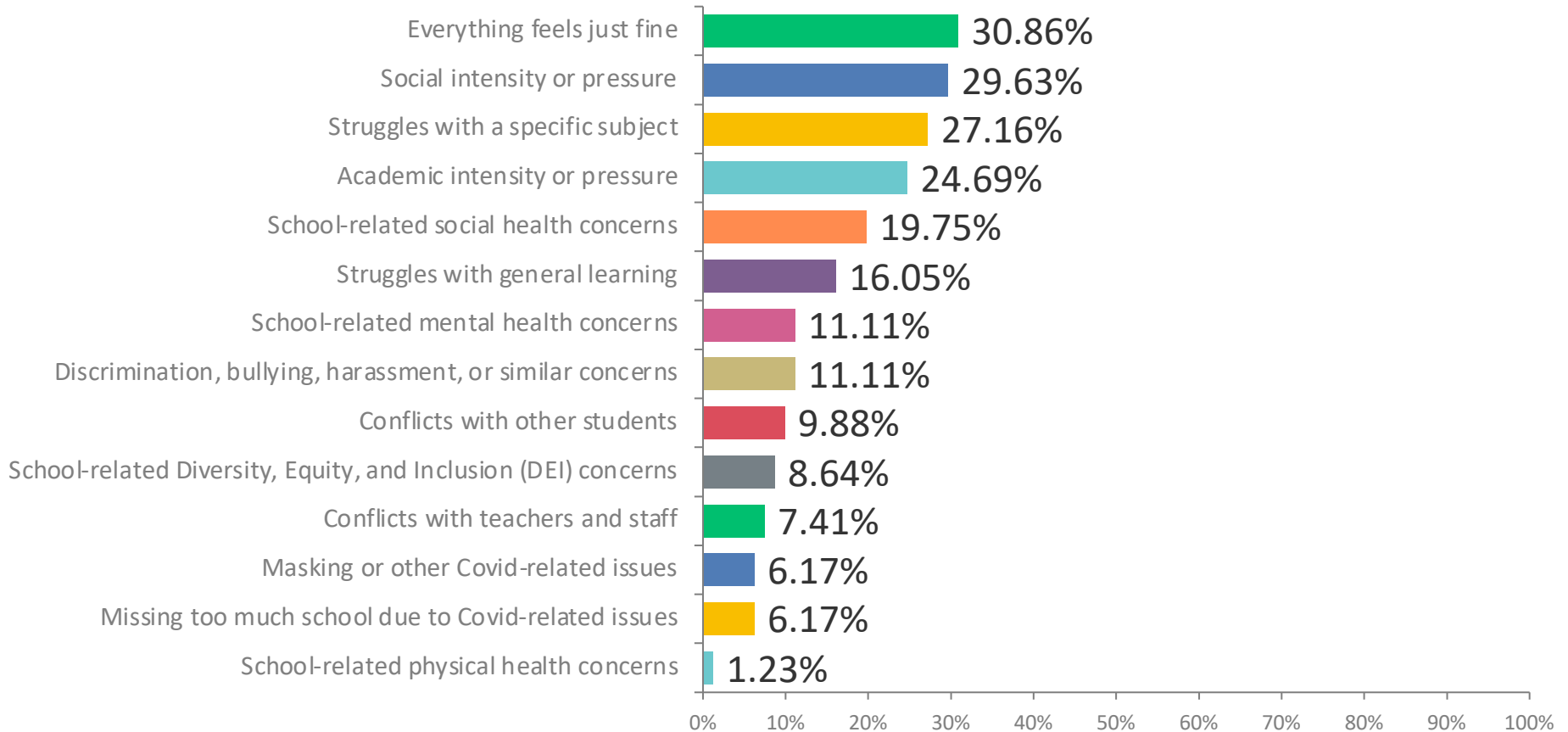


Q24: What are the current most pressing student support and service needs within our schools? Please choose up to three of the most important answers for you.

Answered: 81 Skipped: 0

ANSWER CHOICES	RESPONSES	
More focus on stress management, feeling valued, and non-school life preparation	51.85%	42
More focus on mental health and related wellness	44.44%	36
More focus on social health and related wellness	30.86%	25
Building stronger connections among students	28.40%	23
Increased access and availability for learning services, such as one-on-one tutoring	24.69%	20
Building stronger connections between students and the larger community	23.46%	19
More focus on physical health and related wellness	18.52%	15
Everything feels just fine	17.28%	14
Building stronger connections between students and staff	11.11%	9
Increased access and availability for school-based counseling services	6.17%	5
TOTAL		208

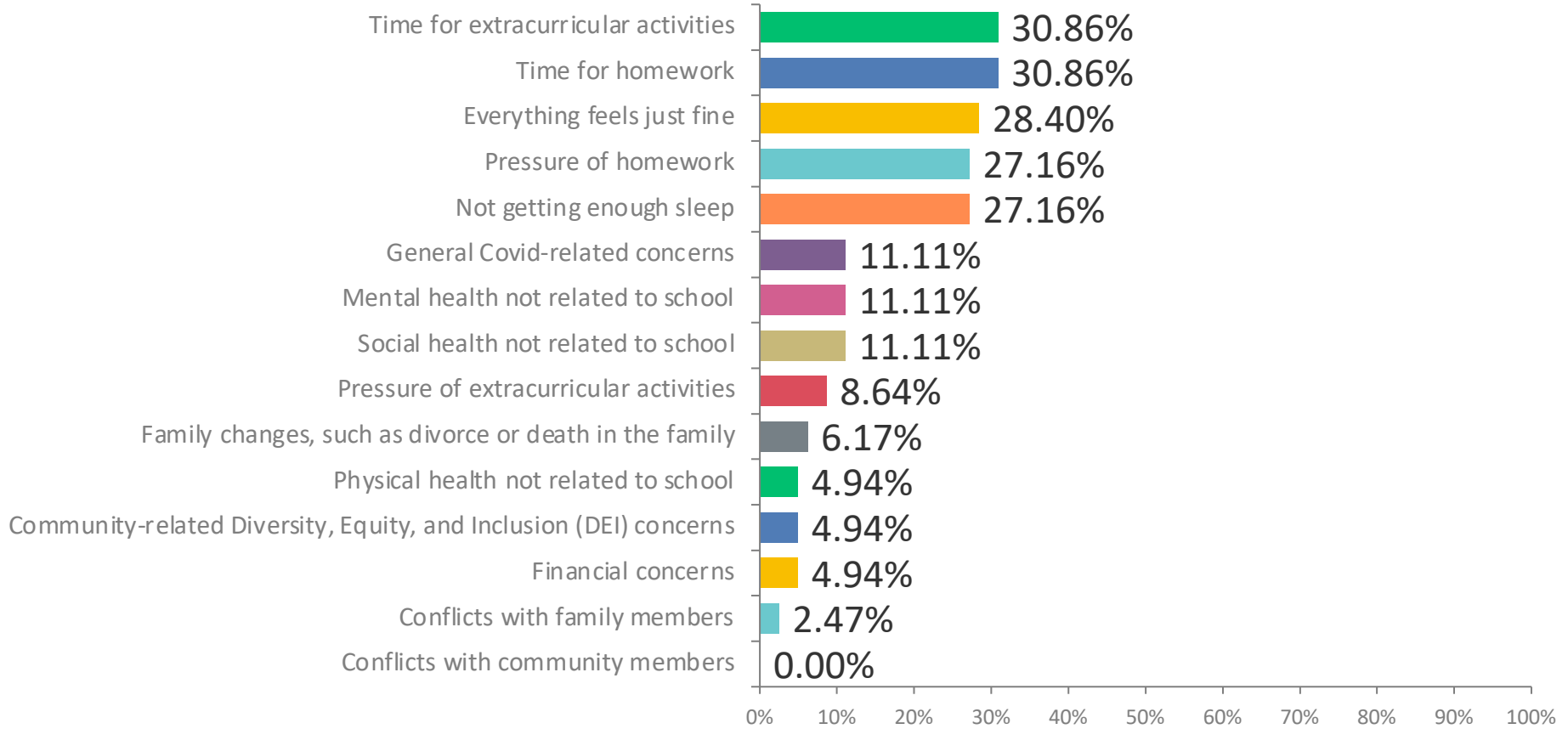
Q26: What are the current most pressing concerns for your specific child during the school day? Please choose up to three of the most important answers for you. (As a reminder, please complete separate surveys for each student.) Answered: 81 Skipped: 0



Q26: What are the current most pressing concerns for your specific child during the school day? Please choose up to three of the most important answers for you. (As a reminder, please complete separate surveys for each student.) Answered: 81 Skipped: 0

ANSWER CHOICES	RESPONSES	
Everything feels just fine	30.86%	25
Social intensity or pressure	29.63%	24
Struggles with a specific subject	27.16%	22
Academic intensity or pressure	24.69%	20
School-related social health concerns	19.75%	16
Struggles with general learning	16.05%	13
School-related mental health concerns	11.11%	9
Discrimination, bullying, harassment, or similar concerns	11.11%	9
Conflicts with other students	9.88%	8
School-related Diversity, Equity, and Inclusion (DEI) concerns	8.64%	7
Conflicts with teachers and staff	7.41%	6
Masking or other Covid-related issues	6.17%	5
Missing too much school due to Covid-related issues	6.17%	5
School-related physical health concerns	1.23%	1

Q28: What are the current most pressing concerns for your specific child outside of the school day? Please choose up to three of the most important answers for you. (As a reminder, please complete separate surveys for each student.) Answered: 81 Skipped: 0

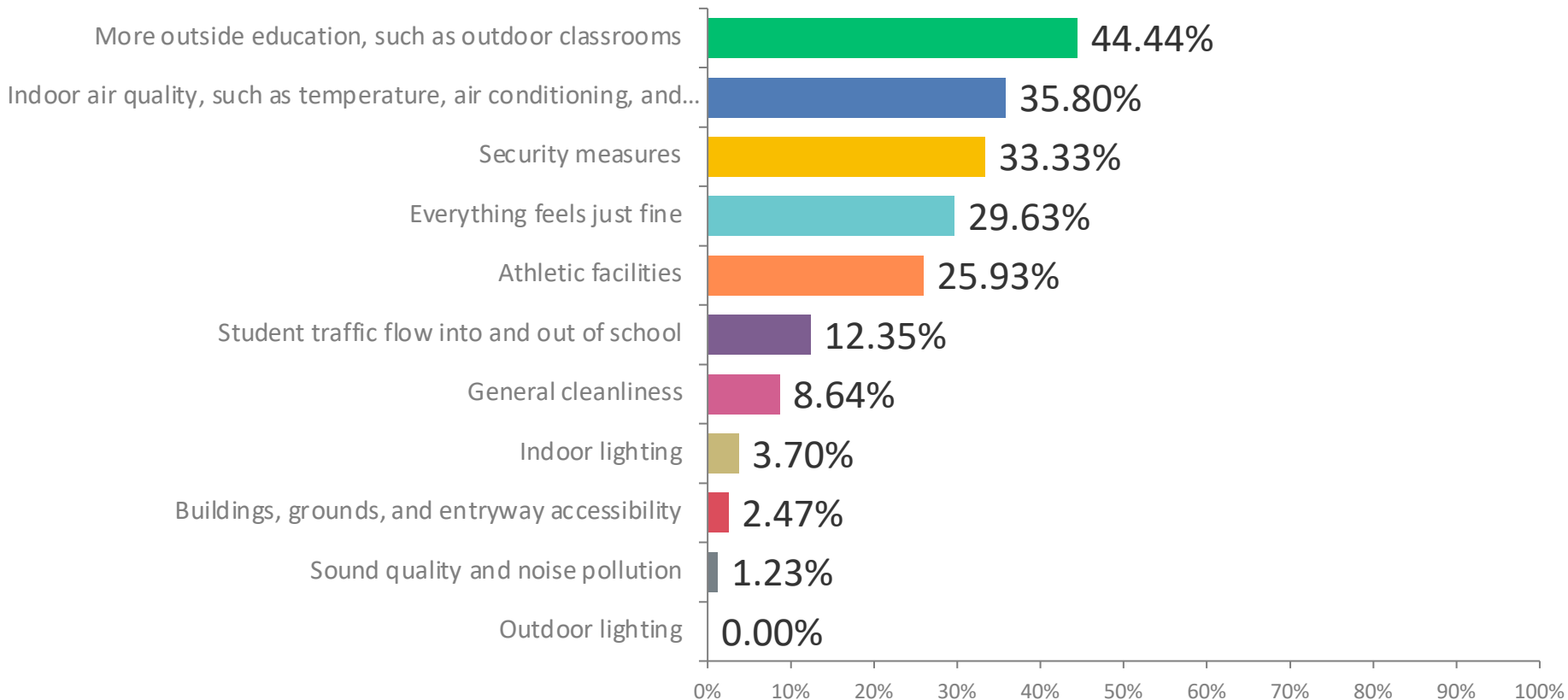


Q28: What are the current most pressing concerns for your specific child outside of the school day? Please choose up to three of the most important answers for you. (As a reminder, please complete separate surveys for each student.) Answered: 81 Skipped: 0

ANSWER CHOICES	RESPONSES	
Time for extracurricular activities	30.86%	25
Time for homework	30.86%	25
Everything feels just fine	28.40%	23
Pressure of homework	27.16%	22
Not getting enough sleep	27.16%	22
General Covid-related concerns	11.11%	9
Mental health not related to school	11.11%	9
Social health not related to school	11.11%	9
Pressure of extracurricular activities	8.64%	7
Family changes, such as divorce or death in the family	6.17%	5
Physical health not related to school	4.94%	4
Community-related Diversity, Equity, and Inclusion (DEI) concerns	4.94%	4
Financial concerns	4.94%	4
Conflicts with family members	2.47%	2
Conflicts with community members	0%	0

Q30: What are the current most needed improvements related to the health and safety of the physical environment of our schools? Please choose up to three of the most important answers for you.

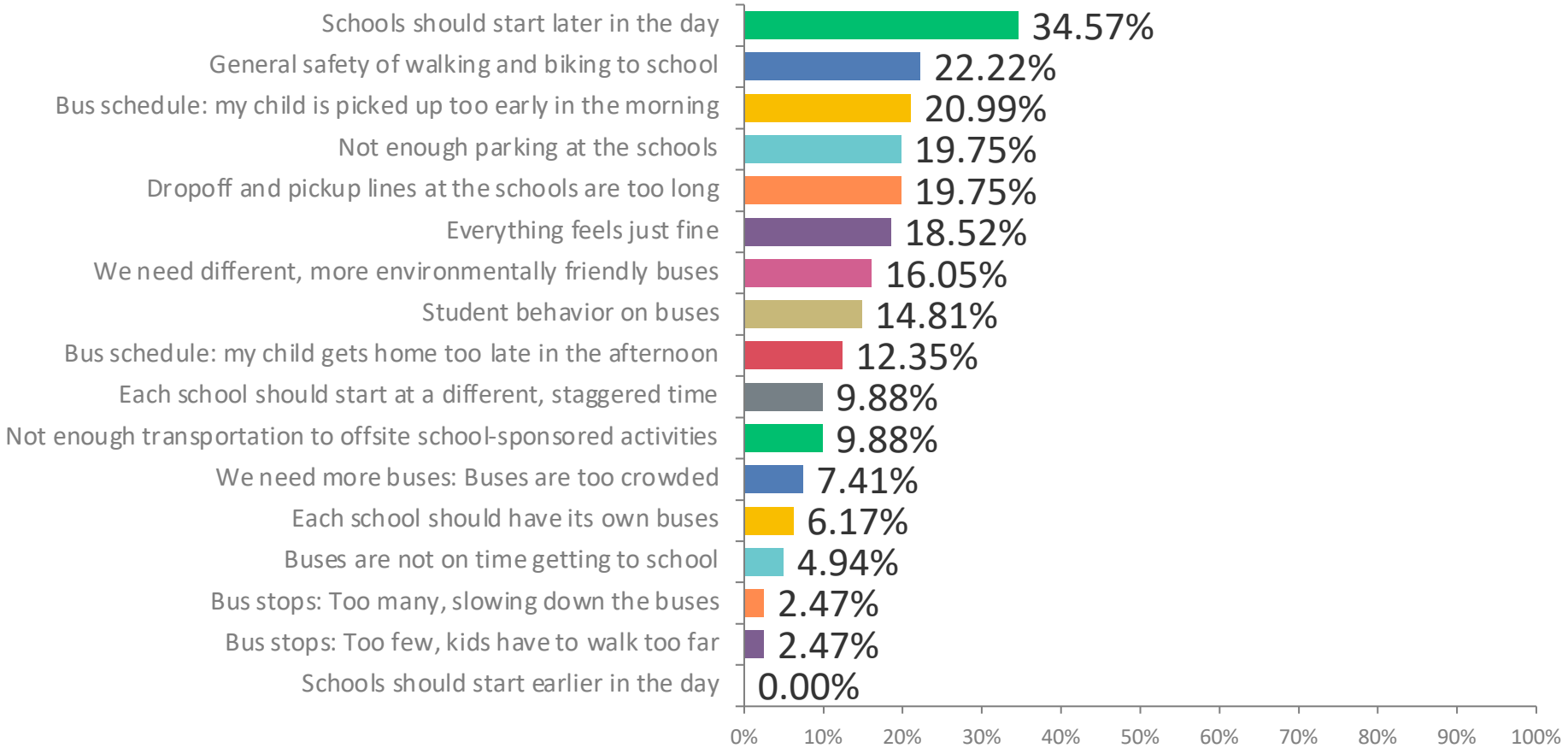
Answered: 81 Skipped: 0



Q30: What are the current most needed improvements related to the health and safety of the physical environment of our schools? Please choose up to three of the most important answers for you. Answered: 81 Skipped: 0

ANSWER CHOICES	RESPONSES	
More outside education, such as outdoor classrooms	44.44%	36
Indoor air quality, such as temperature, air conditioning, and HVAC systems	35.80%	29
Security measures	33.33%	27
Everything feels just fine	29.63%	24
Athletic facilities	25.93%	21
Student traffic flow into and out of school	12.35%	10
General cleanliness	8.64%	7
Indoor lighting	3.70%	3
Buildings, grounds, and entryway accessibility	2.47%	2
Sound quality and noise pollution	1.23%	1
Outdoor lighting	0%	0
TOTAL		160

Q32: What are the current most pressing transportation, arrival, and departure needs for our schools? Please choose up to three of the most important answers for you. Answered: 81 Skipped: 0



Q32: What are the current most pressing transportation, arrival, and departure needs for our schools? Please choose up to three of the most important answers for you.

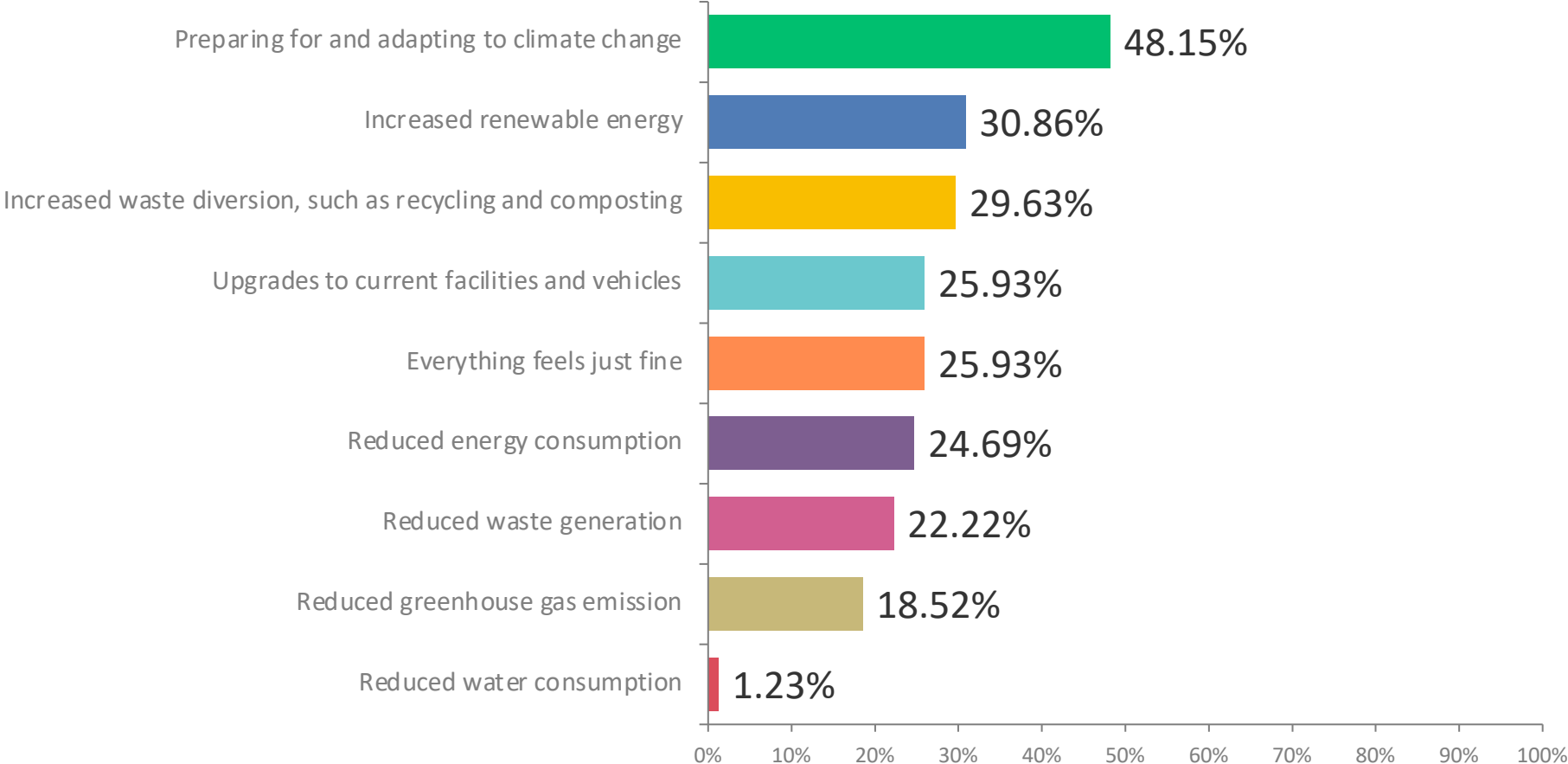
Answered: 81 Skipped: 0

ANSWER CHOICES	RESPONSES	
Schools should start later in the day	34.57%	28
General safety of walking and biking to school	22.22%	18
Bus schedule: my child is picked up too early in the morning	20.99%	17
Not enough parking at the schools	19.75%	16
Dropoff and pickup lines at the schools are too long	19.75%	16
Everything feels just fine	18.52%	15
We need different, more environmentally friendly buses	16.05%	13
Student behavior on buses	14.81%	12
Bus schedule: my child gets home too late in the afternoon	12.35%	10
Each school should start at a different, staggered time	9.88%	8
Not enough transportation to offsite school-sponsored activities	9.88%	8
We need more buses: Buses are too crowded	7.41%	6
Each school should have its own buses	6.17%	5
Buses are not on time getting to school	4.94%	4
Bus stops: Too many, slowing down the buses	2.47%	2
Bus stops: Too few, kids have to walk too far	2.47%	2
Schools should start earlier in the day	0%	0

Q34: What are the current most pressing sustainability needs within our schools?

Please choose up to three of the most important answers for you.

Answered: 81 Skipped: 0



Q34: What are the current most pressing sustainability needs within our schools?

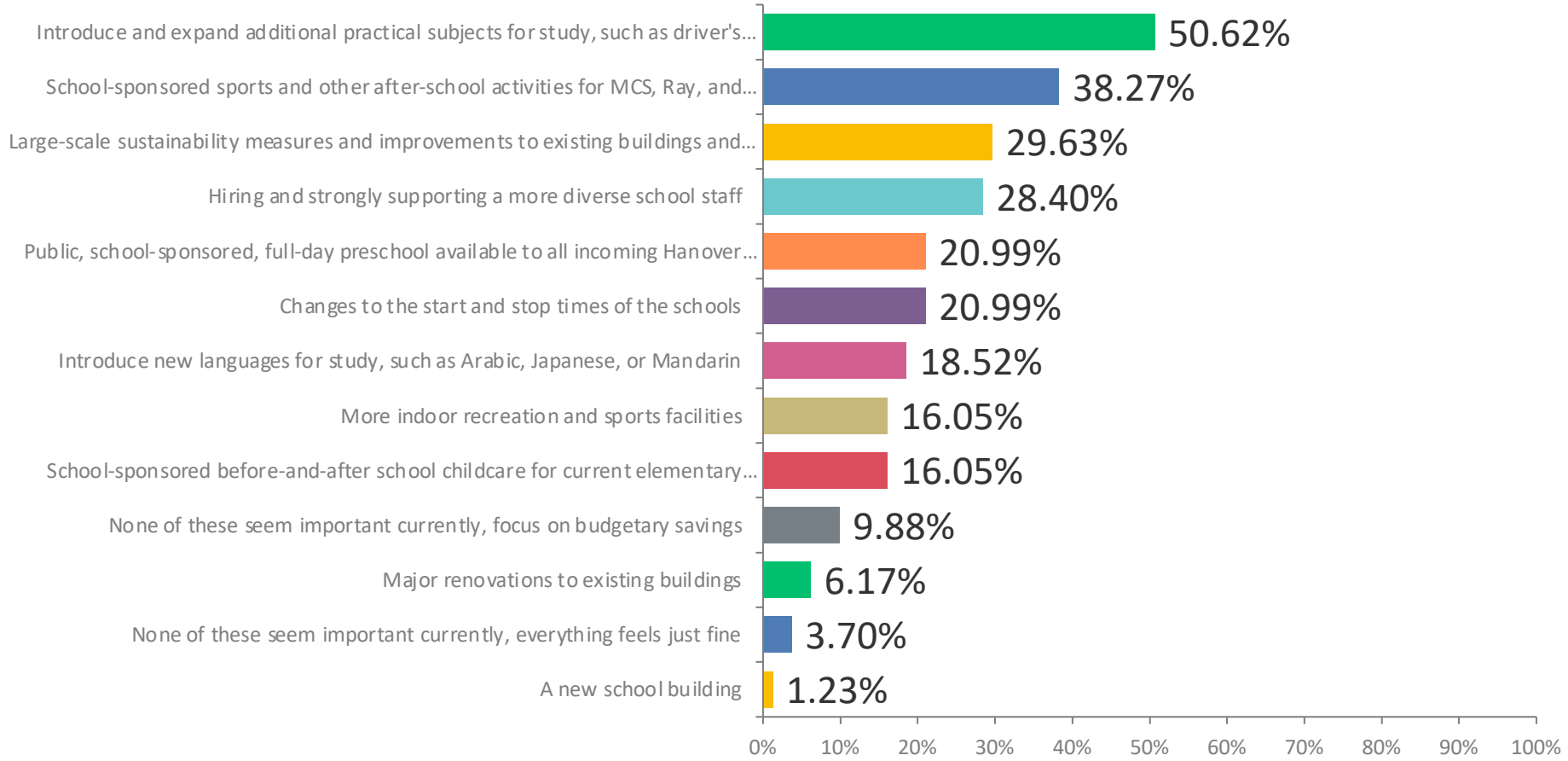
Please choose up to three of the most important answers for you.

Answered: 81 Skipped: 0

ANSWER CHOICES	RESPONSES	
Preparing for and adapting to climate change	48.15%	39
Increased renewable energy	30.86%	25
Increased waste diversion, such as recycling and composting	29.63%	24
Upgrades to current facilities and vehicles	25.93%	21
Everything feels just fine	25.93%	21
Reduced energy consumption	24.69%	20
Reduced waste generation	22.22%	18
Reduced greenhouse gas emission	18.52%	15
Reduced water consumption	1.23%	1
TOTAL		184

Q36: Within the next five years, which large-scale initiatives are the most important? Please choose up to three of the most important answers for you.

Answered: 81 Skipped: 0



Q36: Within the next five years, which large-scale initiatives are the most important?

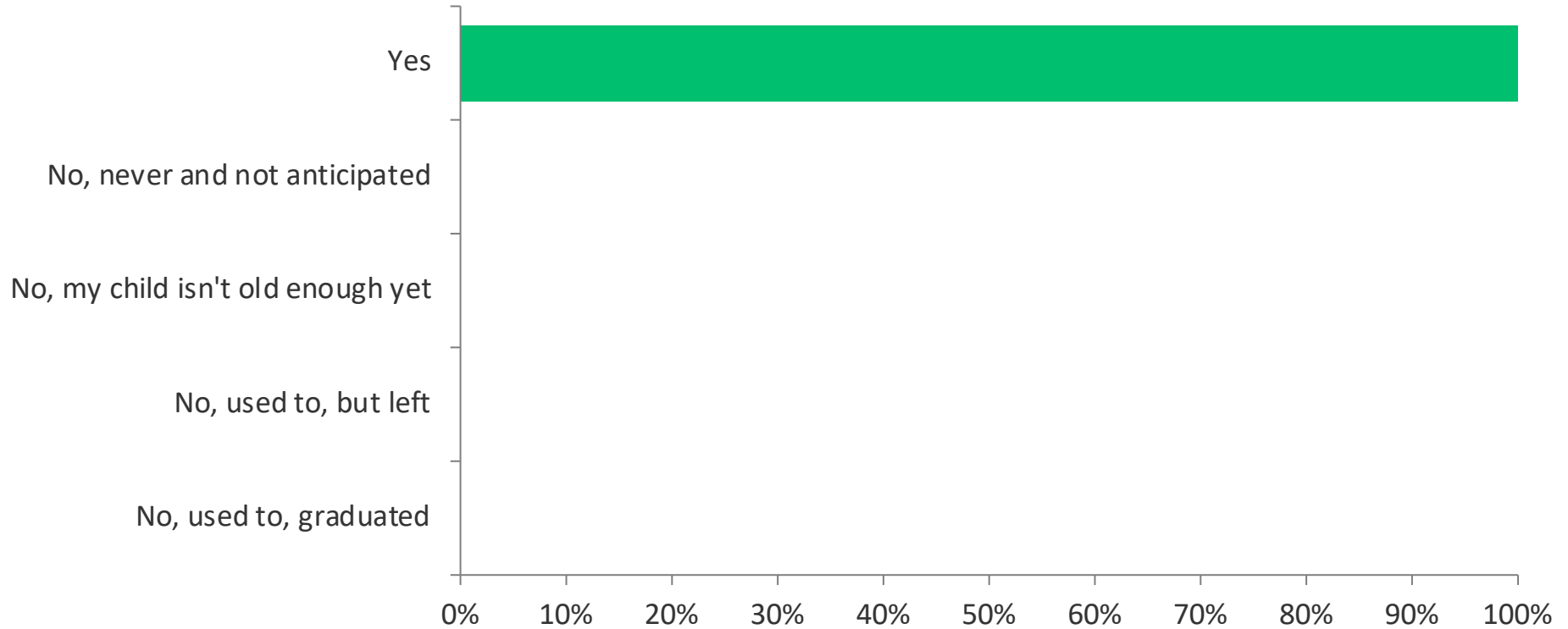
Please choose up to three of the most important answers for you.

Answered: 81 Skipped: 0

ANSWER CHOICES	RESPONSES	
Introduce and expand additional practical subjects for study, such as driver's education, business education, and family & consumer sciences ("home economics")	50.62%	41
School-sponsored sports and other after-school activities for MCS, Ray, and RMS students	38.27%	31
Large-scale sustainability measures and improvements to existing buildings and grounds	29.63%	24
Hiring and strongly supporting a more diverse school staff	28.40%	23
Public, school-sponsored, full-day preschool available to all incoming Hanover and Norwich students	20.99%	17
Changes to the start and stop times of the schools	20.99%	17
Introduce new languages for study, such as Arabic, Japanese, or Mandarin	18.52%	15
More indoor recreation and sports facilities	16.05%	13
School-sponsored before-and-after school childcare for current elementary school students at MCS and Ray	16.05%	13
None of these seem important currently, focus on budgetary savings	9.88%	8
Major renovations to existing buildings	6.17%	5
None of these seem important currently, everything feels just fine	3.70%	3
A new school building	1.23%	1
TOTAL		211

Q38: Do you currently have a child in the schools?

Answered: 81 Skipped: 0



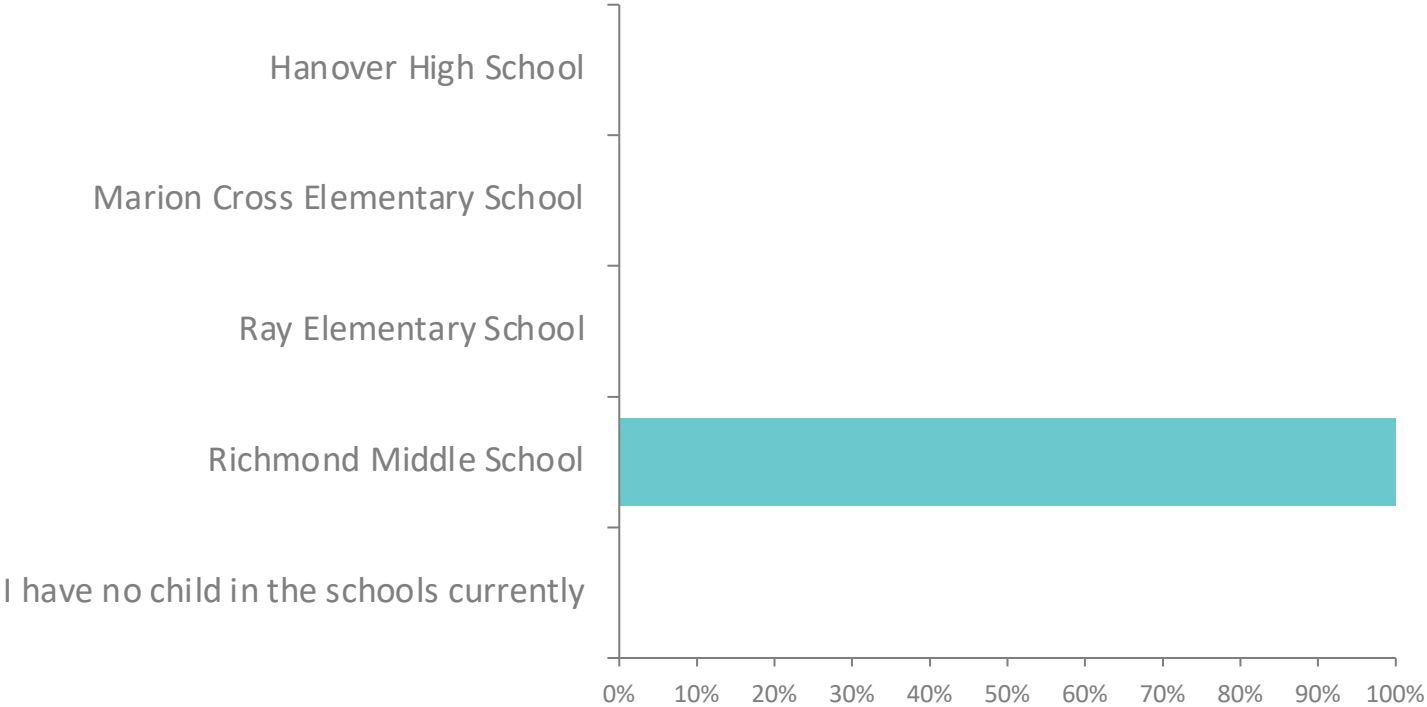
Q38: Do you currently have a child in the schools?

Answered: 81 Skipped: 0

ANSWER CHOICES	RESPONSES	
Yes	100%	81
No, never and not anticipated	0%	0
No, my child isn't old enough yet	0%	0
No, used to, but left	0%	0
No, used to, graduated	0%	0
TOTAL		81

Q39: If yes, which school does your child currently attend? Reminder to please complete separate surveys for each student.

Answered: 81 Skipped: 0



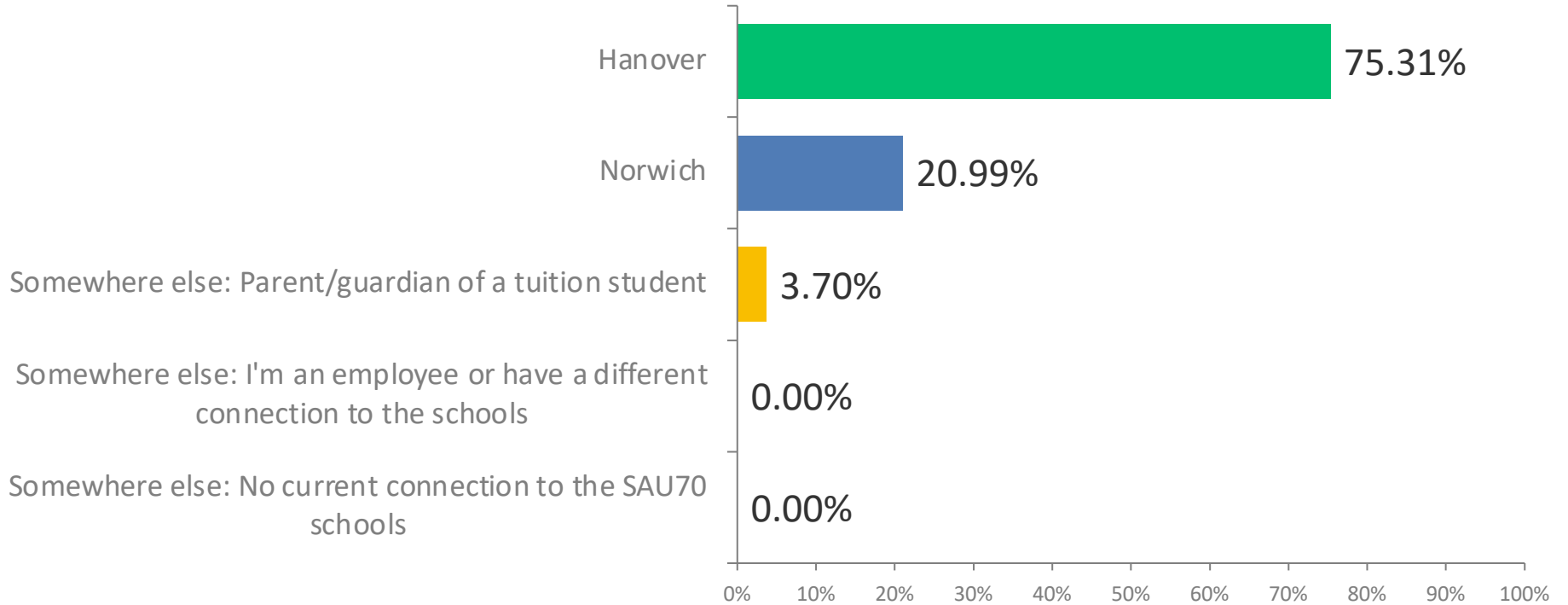
Q39: If yes, which school does your child currently attend? Reminder to please complete separate surveys for each student.

Answered: 81 Skipped: 0

ANSWER CHOICES	RESPONSES	
Hanover High School	0%	0
Marion Cross Elementary School	0%	0
Ray Elementary School	0%	0
Richmond Middle School	100%	81
I have no child in the schools currently	0%	0
TOTAL		81

Q40: Where do you live?

Answered: 81 Skipped: 0



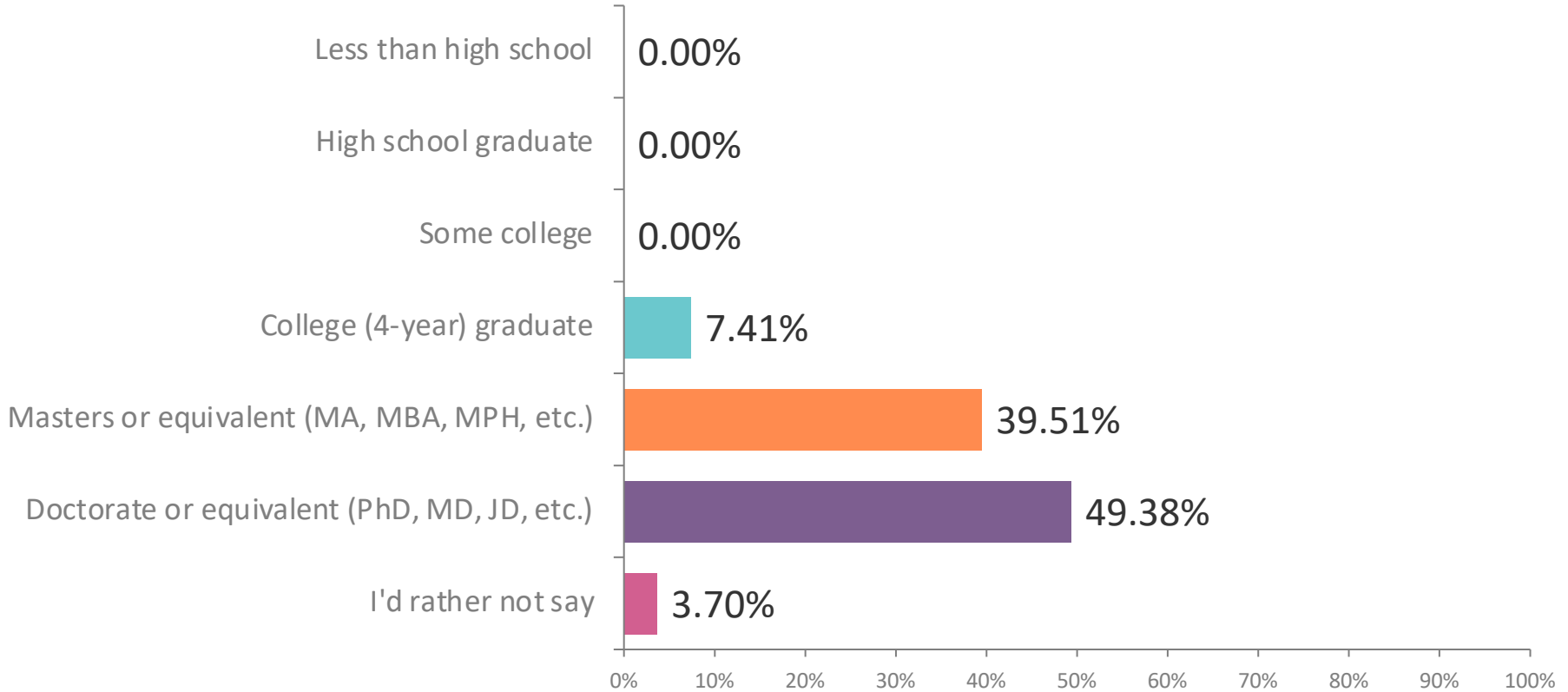
Q40: Where do you live?

Answered: 81 Skipped: 0

ANSWER CHOICES	RESPONSES	
Hanover	75.31%	61
Norwich	20.99%	17
Somewhere else: Parent/guardian of a tuition student	3.70%	3
Somewhere else: I'm an employee or have a different connection to the schools	0%	0
Somewhere else: No current connection to the SAU70 schools	0%	0
TOTAL		81

Q41: What is the highest educational attainment of a member of your immediate household?

Answered: 81 Skipped: 0



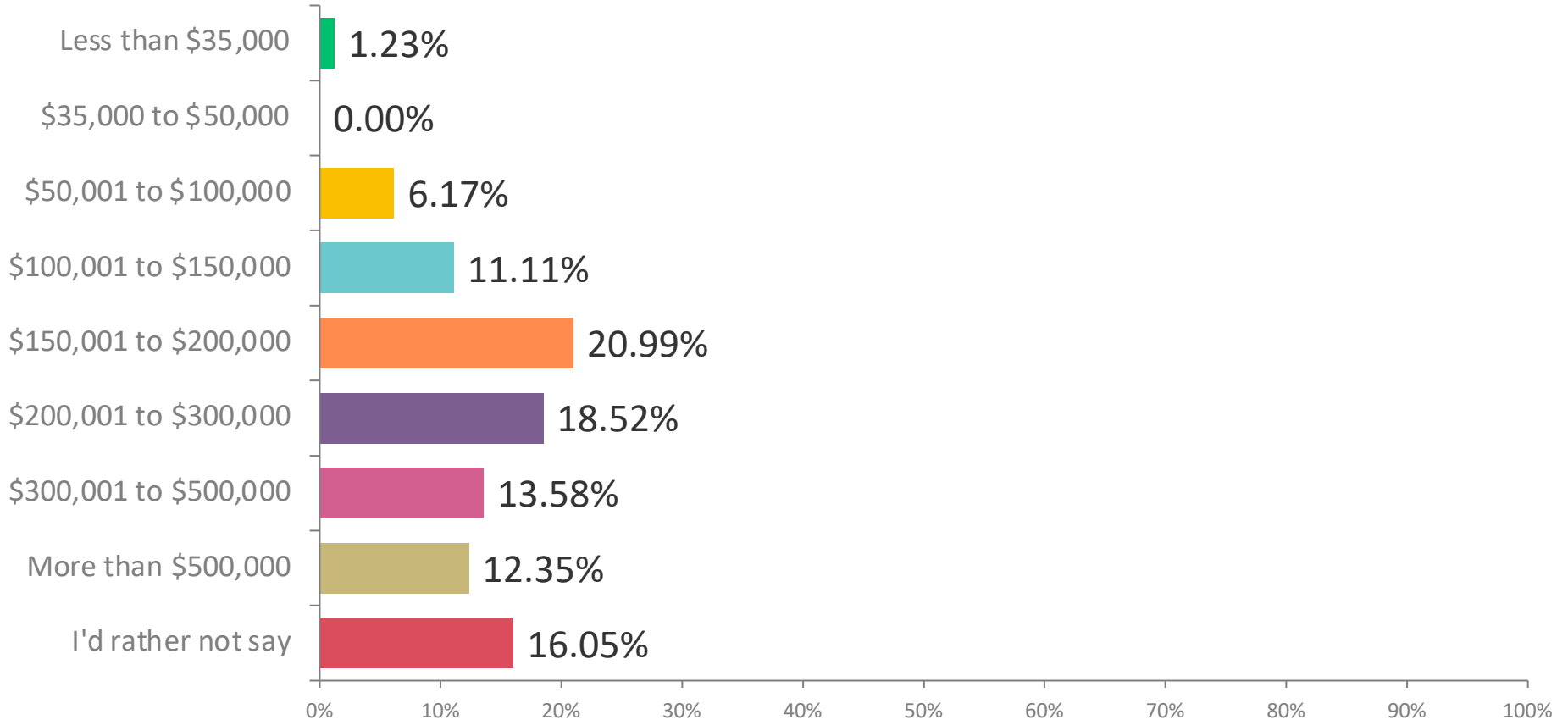
Q41: What is the highest educational attainment of a member of your immediate household?

Answered: 81 Skipped: 0

ANSWER CHOICES	RESPONSES	
Less than high school	0%	0
High school graduate	0%	0
Some college	0%	0
College (4-year) graduate	7.41%	6
Masters or equivalent (MA, MBA, MPH, etc.)	39.51%	32
Doctorate or equivalent (PhD, MD, JD, etc.)	49.38%	40
I'd rather not say	3.70%	3
TOTAL		81

Q42: What is your approximate household income?

Answered: 81 Skipped: 0



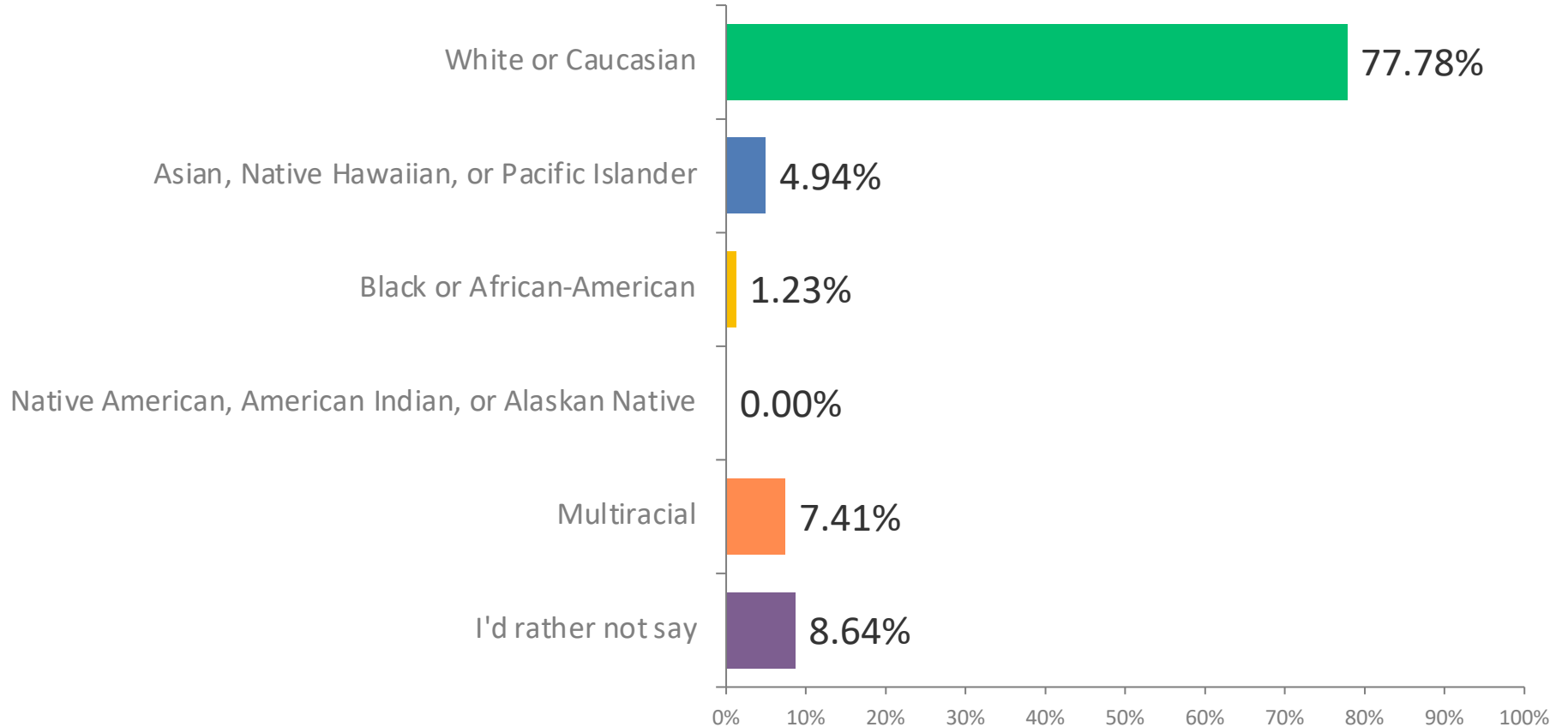
Q42: What is your approximate household income?

Answered: 81 Skipped: 0

ANSWER CHOICES	RESPONSES	
Less than \$35,000	1.23%	1
\$35,000 to \$50,000	0%	0
\$50,001 to \$100,000	6.17%	5
\$100,001 to \$150,000	11.11%	9
\$150,001 to \$200,000	20.99%	17
\$200,001 to \$300,000	18.52%	15
\$300,001 to \$500,000	13.58%	11
More than \$500,000	12.35%	10
I'd rather not say	16.05%	13
TOTAL		81

Q43: What is the race of your child (or yourself if no child in the schools)?

Answered: 81 Skipped: 0



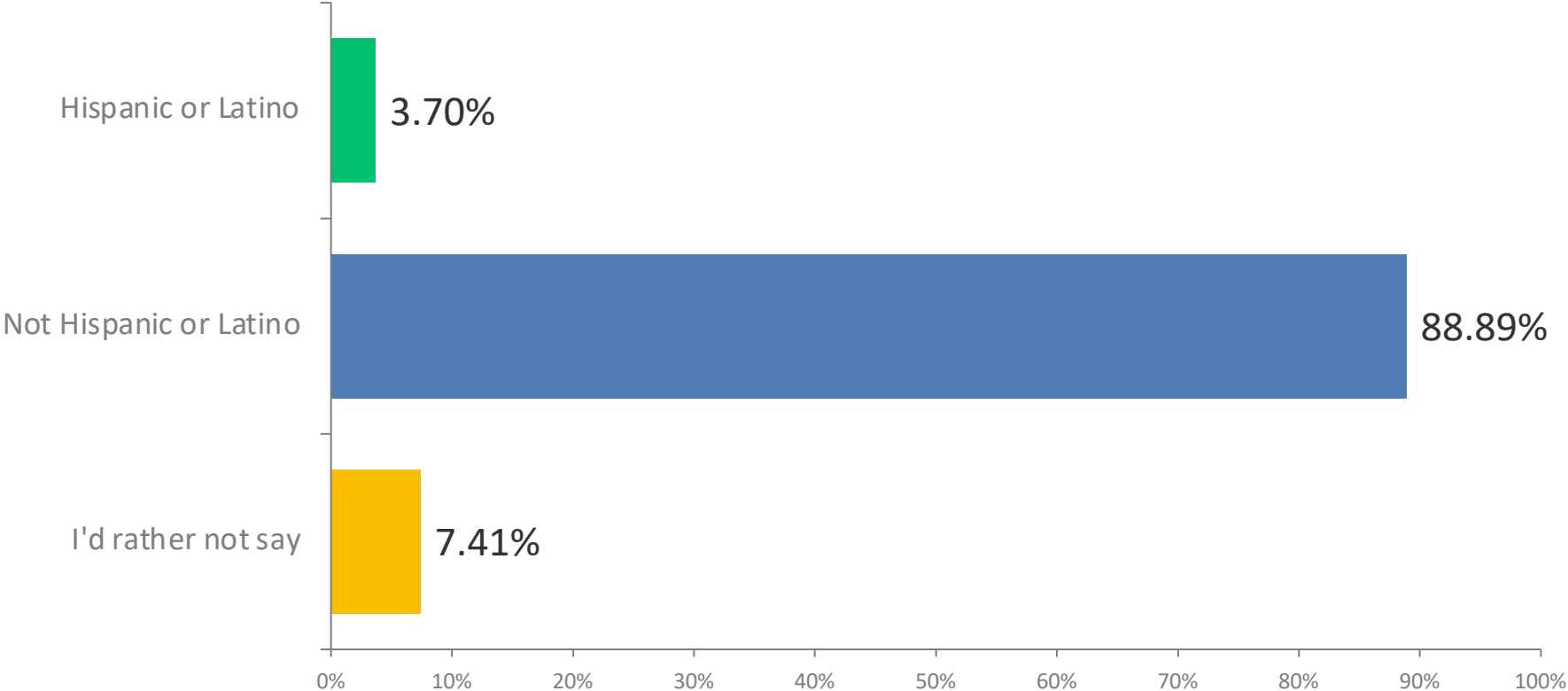
Q43: What is the race of your child (or yourself if no child in the schools)?

Answered: 81 Skipped: 0

ANSWER CHOICES	RESPONSES	
White or Caucasian	77.78%	63
Asian, Native Hawaiian, or Pacific Islander	4.94%	4
Black or African-American	1.23%	1
Native American, American Indian, or Alaskan Native	0%	0
Multiracial	7.41%	6
I'd rather not say	8.64%	7
TOTAL		81

Q44: What is the ethnicity of your child (or yourself if no child in the schools)?

Answered: 81 Skipped: 0



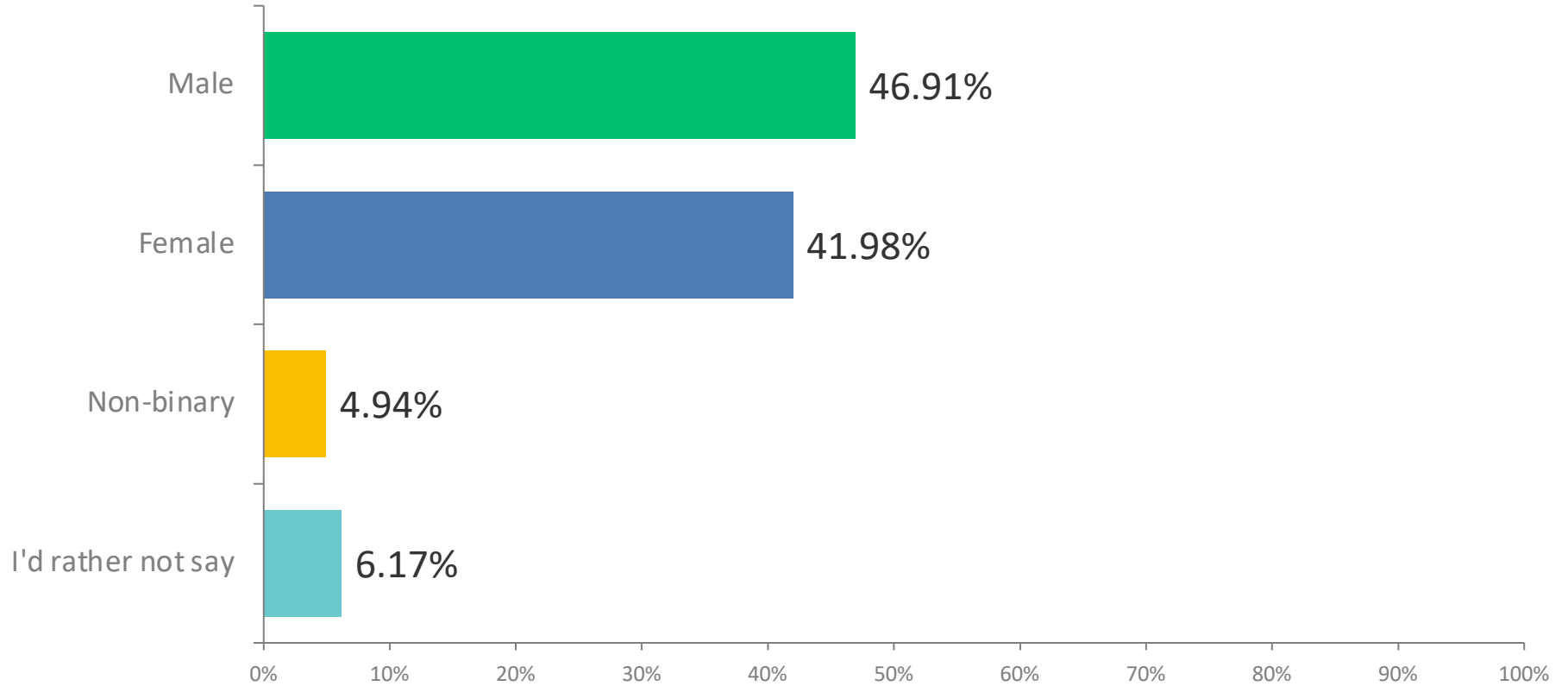
Q44: What is the ethnicity of your child (or yourself if no child in the schools)?

Answered: 81 Skipped: 0

ANSWER CHOICES	RESPONSES	
Hispanic or Latino	3.70%	3
Not Hispanic or Latino	88.89%	72
I'd rather not say	7.41%	6
TOTAL		81

Q45: What is the gender of your child (or yourself if no child in the schools)?

Answered: 81 Skipped: 0



Q45: What is the gender of your child (or yourself if no child in the schools)?

Answered: 81 Skipped: 0

ANSWER CHOICES	RESPONSES	
Male	46.91%	38
Female	41.98%	34
Non-binary	4.94%	4
I'd rather not say	6.17%	5
TOTAL		81