

SAU70 Comprehensive Family Costs Survey 2023: MCS Only

Wednesday, April 24th, 2024

2023 SAU70 Comprehensive Family Costs Survey: 556 responses

- 73 responses specific to Marion Cross School
- May 2023 survey sent out to parents/guardians
- Open from 5/8/23 until 5/24/23 with multiple reminders from Superintendent
- 69-Item survey
- Items included 31 free-text response questions; see next slide for summary
- Redacted (to eliminate potentially identifiable information) free-text responses will be available separately; 124-page PDF for all schools, 27 pages for RMS
 - Free-text responses similar to “no”, “NA”, etc. were removed

| | Question | Subject | Comments | Specific | MCS |
|---------------------------------------|----------|-------------------------------|----------|----------|-----|
| Survey Count: All: 556 MCS: 73 | 02 | Schools Why Living Here | 169 | 123 | 12 |
| | 04 | Towns Financially Challenging | 180 | 141 | 18 |
| | 06 | Supplem. School Subjects | 197 | 160 | 19 |
| | 08 | Taxpayers Suppl School Subj | 210 | 173 | 24 |
| | 10 | Supplem Non-School Subj | 129 | 90 | 11 |
| | 12 | IEP / 504 | 114 | 67 | 6 |
| Free-Text Counts → | 14 | Mental/Behavioral Health | 107 | 63 | 11 |
| | 16 | Nutritious Meals | 97 | 52 | 5 |
| | 18 | Technology Access | 104 | 62 | 7 |
| | 20 | Do Athletics? | 125 | 92 | 8 |
| | 22 | Athletics Taxpayers? | 190 | 161 | 17 |
| | 24 | Athletics Family Costs | 145 | 109 | 13 |
| | 26 | Do Performing Arts? | 122 | 83 | 9 |

**Survey
Count:
All: 556
MCS: 73**

**Free-
Text
Counts
→**

| Question | Subject | Comments | Specific | MCS |
|----------|-----------------------------|----------|----------|-----|
| 28 | Performing Arts Taxpayers? | 143 | 107 | 13 |
| 30 | Perform Family Costs | 107 | 61 | 9 |
| 32 | Other Subject Activities? | 100 | 55 | 9 |
| 34 | Other Subj. Taxpayers? | 99 | 57 | 7 |
| 36 | Other Subj. Family Costs | 65 | 21 | 3 |
| 38 | Spring Break Activities | 129 | 99 | 13 |
| 40 | School Break Challenges | 103 | 64 | 11 |
| 42 | Wednesday Challenges | 120 | 86 | 18 |
| 44 | School Travel that Costs \$ | 101 | 60 | 1 |
| 46 | Travel \$ Family | 108 | 65 | 5 |
| 48 | Travel \$ Taxpayers | 143 | 106 | 8 |
| 50 | Addit. School Costs? | 103 | 64 | 4 |
| 52 | Total Family \$ Spent | 97 | 61 | 4 |

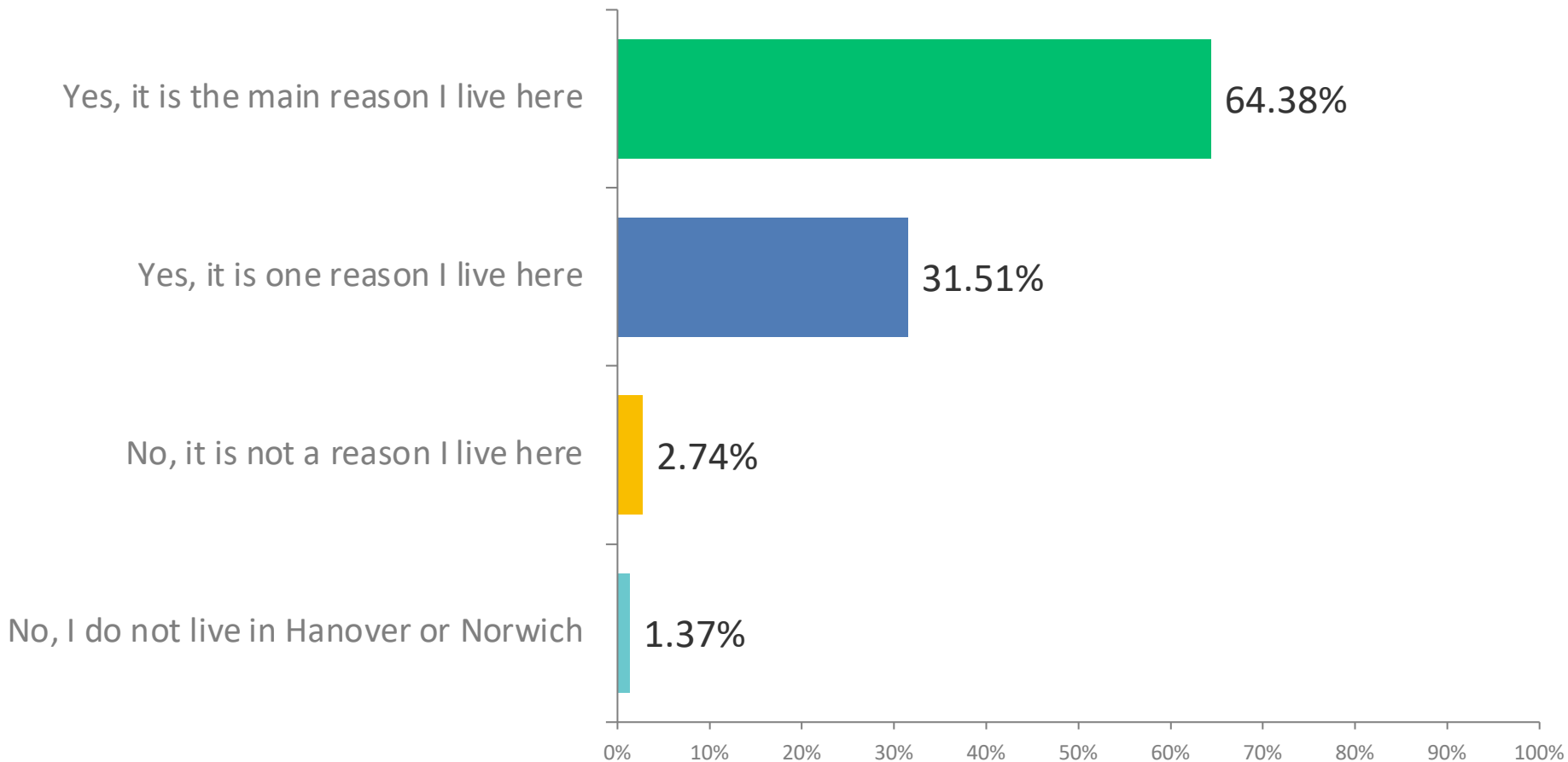
| Question | Subject | Comments | Specific | MCS |
|----------|------------------------|----------|----------|-----|
| 54 | Pressure to Pay | 88 | 52 | 4 |
| 56 | Feel About Total Costs | 86 | 49 | 5 |
| 58 | Use Financial Aid? | 66 | 25 | 3 |
| 60 | Financial Aid Fund? | 102 | 68 | 8 |
| 69 | Anything Else? | 120 | 94 | 7 |
| Totals | -- | 3,769 | 2,570 | 292 |

**Survey
Count:
All:
556
MCS: 73**

**Free-
Text
Counts
→**

Q1: Did the perceived quality of the SAU70 schools have an impact on your decision to live specifically in Hanover or Norwich?

Answered: 73 Skipped: 0



Q1: Did the perceived quality of the SAU70 schools have an impact on your decision to live specifically in Hanover or Norwich?

Answered: 73 Skipped: 0

ANSWER CHOICES

RESPONSES

Yes, it is the main reason I live here

64.38%

47

Yes, it is one reason I live here

31.51%

23

No, it is not a reason I live here

2.74%

2

No, I do not live in Hanover or Norwich

1.37%

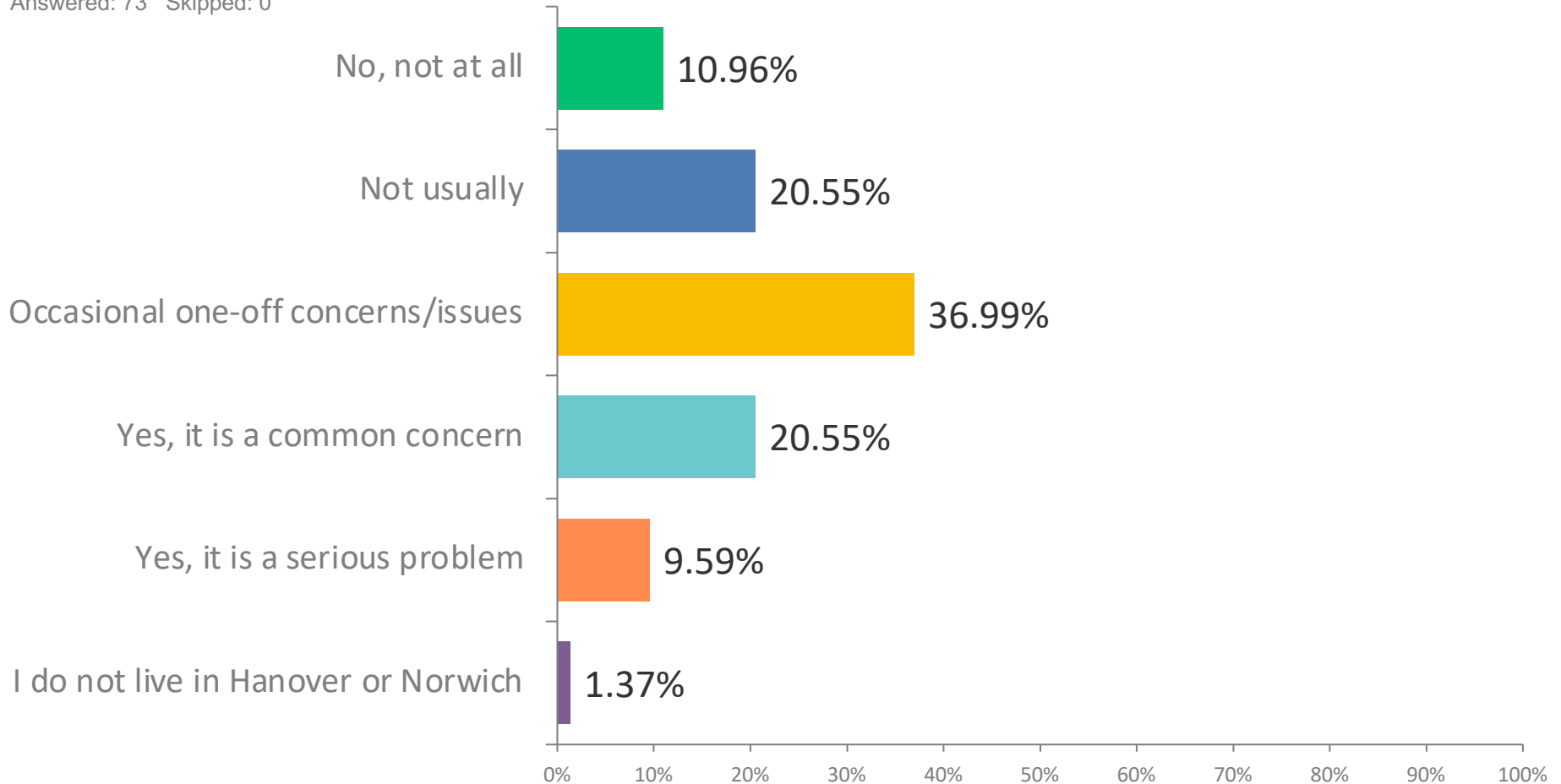
1

TOTAL

73

Q3: Generally, is living in Hanover or Norwich financially challenging for your family?

Answered: 73 Skipped: 0

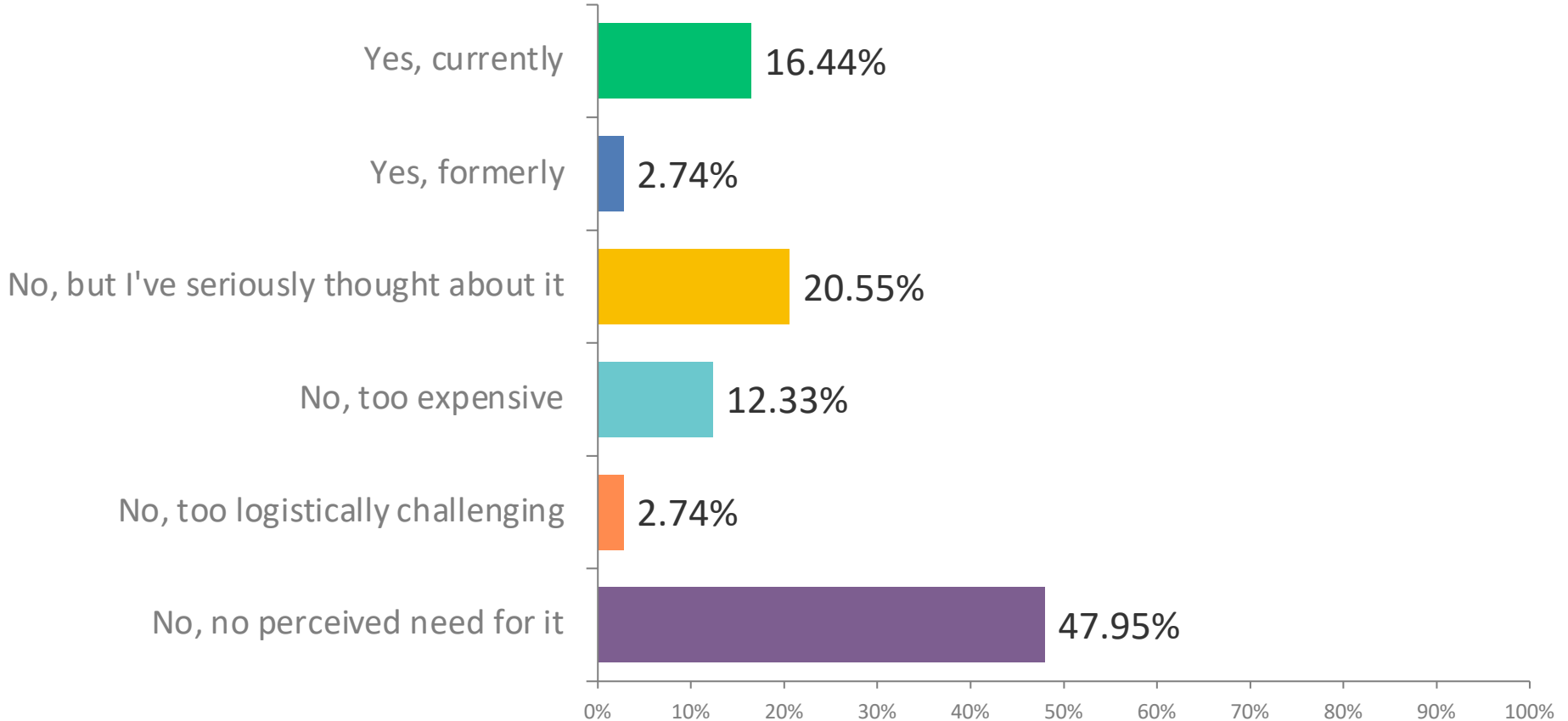


Q3: Generally, is living in Hanover or Norwich financially challenging for your family?

Answered: 73 Skipped: 0

| ANSWER CHOICES | RESPONSES | |
|-------------------------------------|-----------|----|
| No, not at all | 10.96% | 8 |
| Not usually | 20.55% | 15 |
| Occasional one-off concerns/issues | 36.99% | 27 |
| Yes, it is a common concern | 20.55% | 15 |
| Yes, it is a serious problem | 9.59% | 7 |
| I do not live in Hanover or Norwich | 1.37% | 1 |
| TOTAL | | 73 |

Q5: Have you ever used a supplementary private educational service for your child, such as one-on-one tutoring or group-based lessons, for subjects also taught in school, such as math, reading, or writing? Please select all that apply. Answered: 73 Skipped: 0



Q5: Have you ever used a supplementary private educational service for your child, such as one-on-one tutoring or group-based lessons, for subjects also taught in school, such as math, reading, or writing? Please select all that apply. Answered: 73 Skipped: 0

ANSWER CHOICES

RESPONSES

Yes, currently

16.44%

12

Yes, formerly

2.74%

2

No, but I've seriously thought about it

20.55%

15

No, too expensive

12.33%

9

No, too logistically challenging

2.74%

2

No, no perceived need for it

47.95%

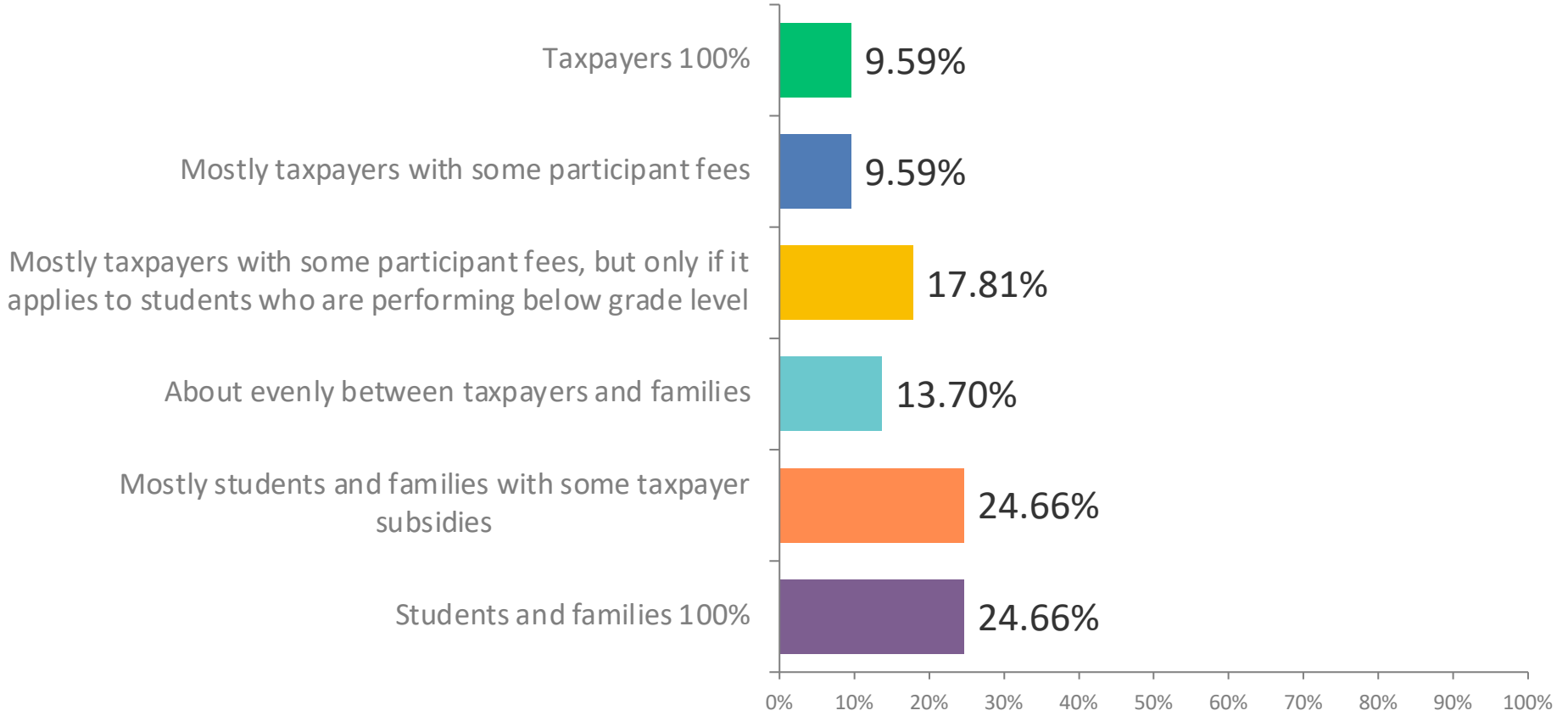
35

TOTAL

75

Q7: Philosophically, do you feel that taxpayers should pay for the costs of these supplementary private educational activities for subjects taught in school, or should costs be borne out by participating students and their families?

Answered: 73 Skipped: 0



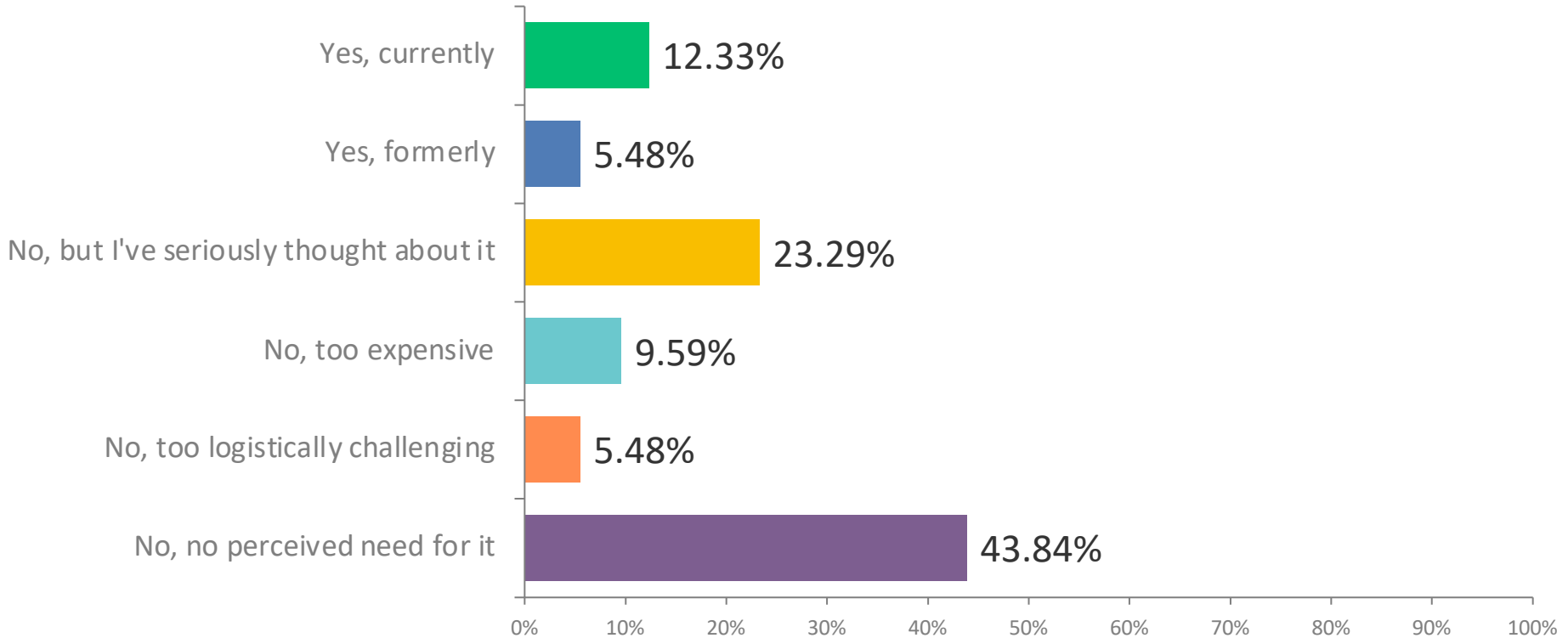
Q7: Philosophically, do you feel that taxpayers should pay for the costs of these supplementary private educational activities for subjects taught in school, or should costs be borne out by participating students and their families? Answered: 73 Skipped: 0

ANSWER CHOICES

RESPONSES

| | | |
|--|--------|-----------|
| Taxpayers 100% | 9.59% | 7 |
| Mostly taxpayers with some participant fees | 9.59% | 7 |
| Mostly taxpayers with some participant fees, but only if it applies to students who are performing below grade level | 17.81% | 13 |
| About evenly between taxpayers and families | 13.70% | 10 |
| Mostly students and families with some taxpayer subsidies | 24.66% | 18 |
| Students and families 100% | 24.66% | 18 |
| TOTAL | | 73 |

Q9: Have you ever used a supplementary educational service for your child, such as one-on-one tutoring or group-based lessons, for supplementary academic subjects that are not taught in your school, such as coding or additional languages not currently taught? Please select all that apply. Note that we are not referring to subject-based camps that occur only during summer or vacation breaks. Answered: 73 Skipped: 0

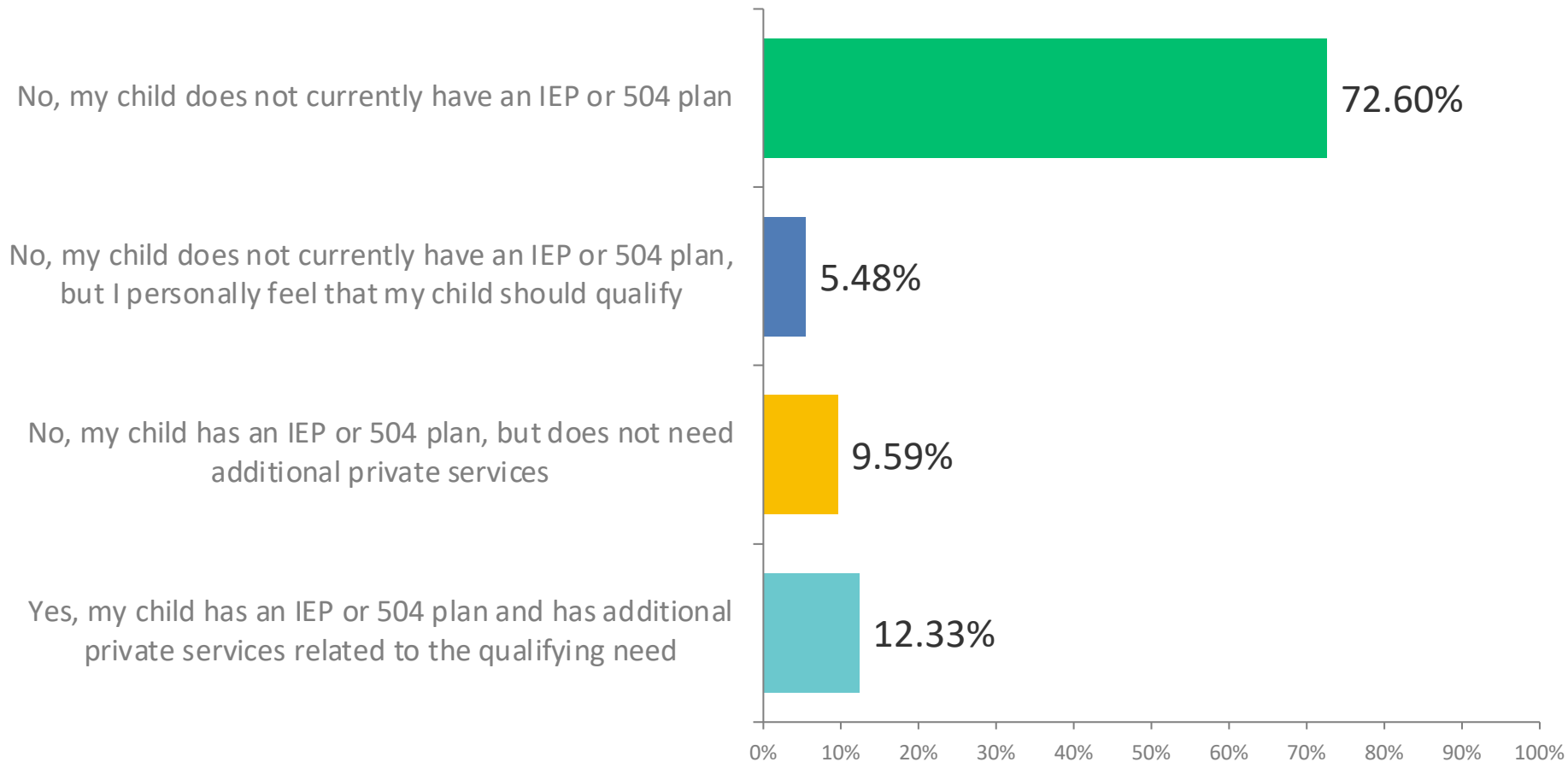


Q9: Have you ever used a supplementary educational service for your child, such as one-on-one tutoring or group-based lessons, for supplementary academic subjects that are not taught in your school, such as coding or additional languages not currently taught? Please select all that apply. Note that we are not referring to subject-based camps that occur only during summer or vacation breaks. Answered: 73 Skipped: 0

| ANSWER CHOICES | RESPONSES | |
|---|-----------|----|
| Yes, currently | 12.33% | 9 |
| Yes, formerly | 5.48% | 4 |
| No, but I've seriously thought about it | 23.29% | 17 |
| No, too expensive | 9.59% | 7 |
| No, too logistically challenging | 5.48% | 4 |
| No, no perceived need for it | 43.84% | 32 |
| TOTAL | | 73 |

Q11: If your child has an IEP or 504 plan, do you supplement this plan with private services?

Answered: 73 Skipped: 0

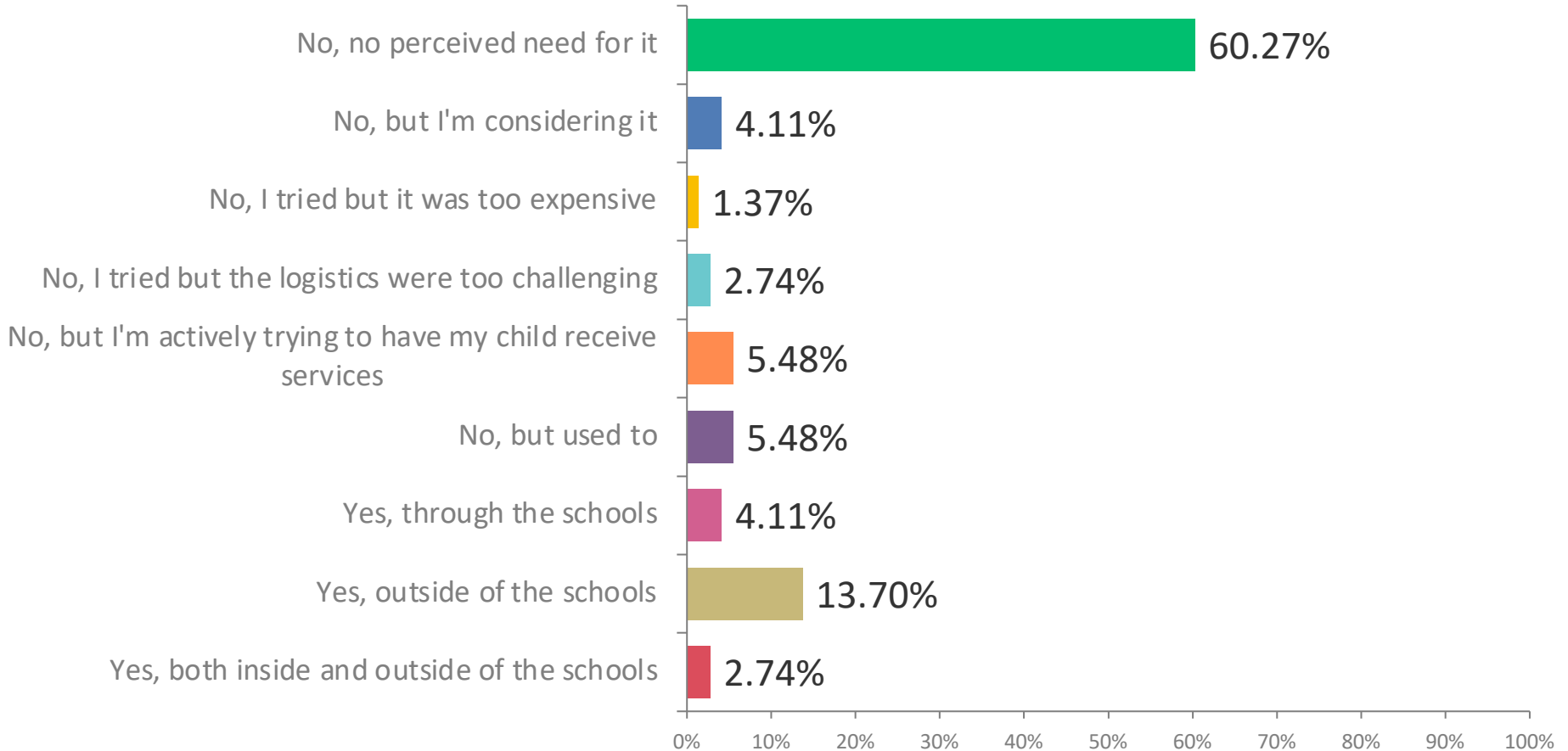


Q11: If your child has an IEP or 504 plan, do you supplement this plan with private services? Answered: 73 Skipped: 0

| ANSWER CHOICES | RESPONSES | |
|---|-----------|-----------|
| No, my child does not currently have an IEP or 504 plan | 72.60% | 53 |
| No, my child does not currently have an IEP or 504 plan, but I personally feel that my child should qualify | 5.48% | 4 |
| No, my child has an IEP or 504 plan, but does not need additional private services | 9.59% | 7 |
| Yes, my child has an IEP or 504 plan and has additional private services related to the qualifying need | 12.33% | 9 |
| TOTAL | | 73 |

Q13: Does your child currently receive mental health and/or behavioral health services?

Answered: 73 Skipped: 0



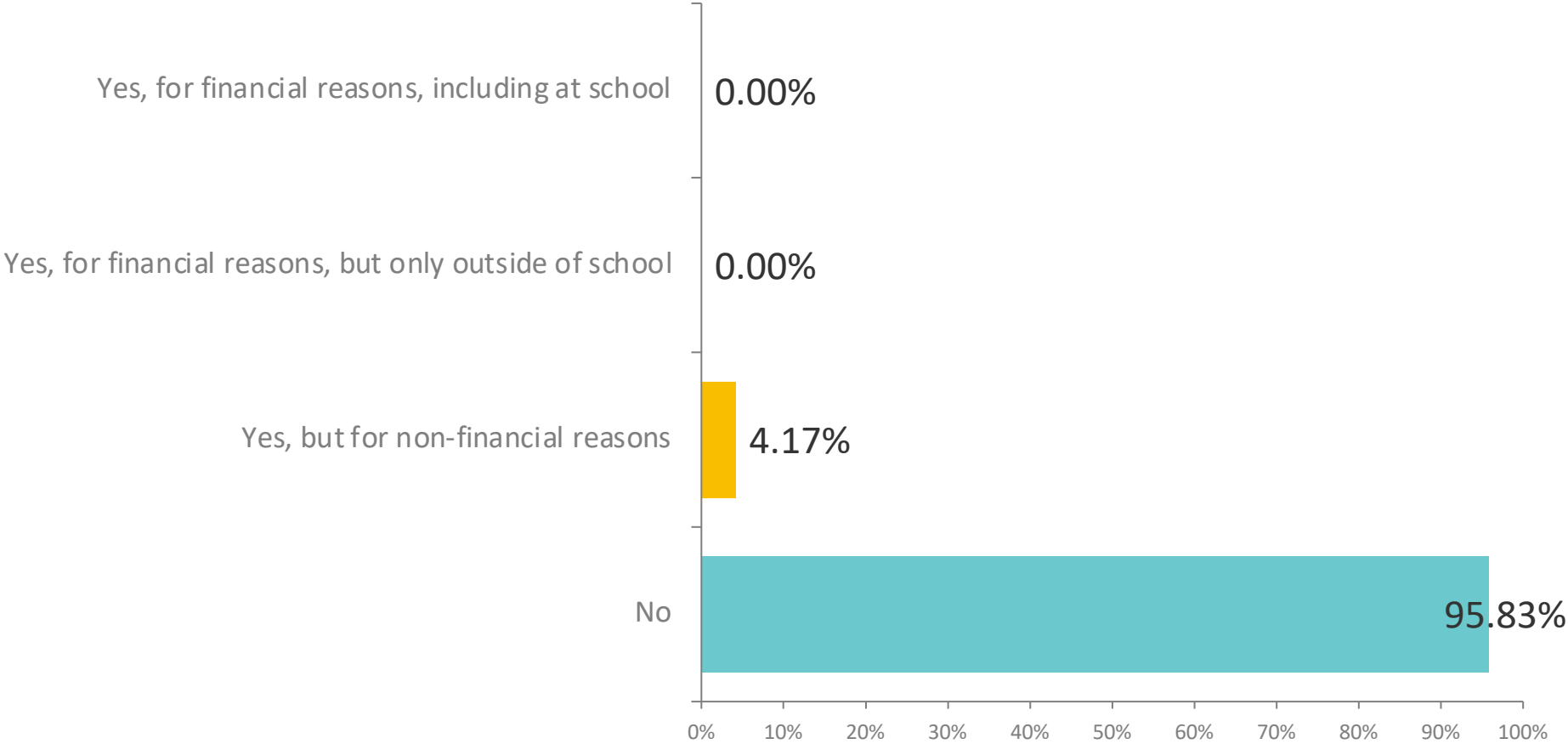
Q13: Does your child currently receive mental health and/or behavioral health services?

Answered: 73 Skipped: 0

| ANSWER CHOICES | RESPONSES | |
|---|-----------|----|
| No, no perceived need for it | 60.27% | 44 |
| No, but I'm considering it | 4.11% | 3 |
| No, I tried but it was too expensive | 1.37% | 1 |
| No, I tried but the logistics were too challenging | 2.74% | 2 |
| No, but I'm actively trying to have my child receive services | 5.48% | 4 |
| No, but used to | 5.48% | 4 |
| Yes, through the schools | 4.11% | 3 |
| Yes, outside of the schools | 13.70% | 10 |
| Yes, both inside and outside of the schools | 2.74% | 2 |
| TOTAL | | 73 |

Q15: Does your child have difficulty obtaining nutritious meals?

Answered: 72 Skipped: 1



Q15: Does your child have difficulty obtaining nutritious meals?

Answered: 72 Skipped: 1

ANSWER CHOICES

RESPONSES

Yes, for financial reasons, including at school

0%

0

Yes, for financial reasons, but only outside of school

0%

0

Yes, but for non-financial reasons

4.17%

3

No

95.83%

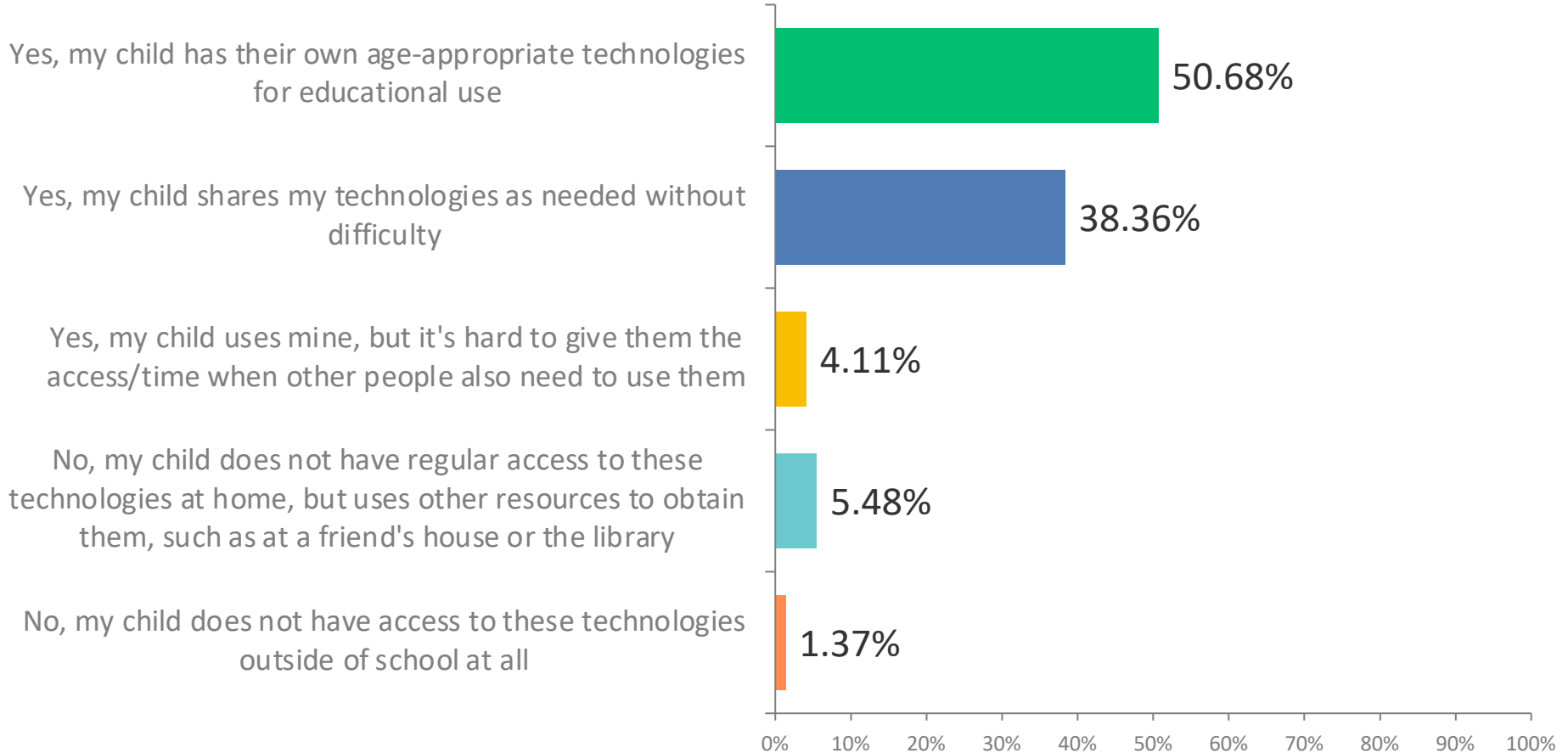
69

TOTAL

72

Q17: Does your child have regular access at home to technologies or devices needed for educational purposes, such as internet access, a computer, a tablet, or a printer?

Answered: 73
Skipped: 0



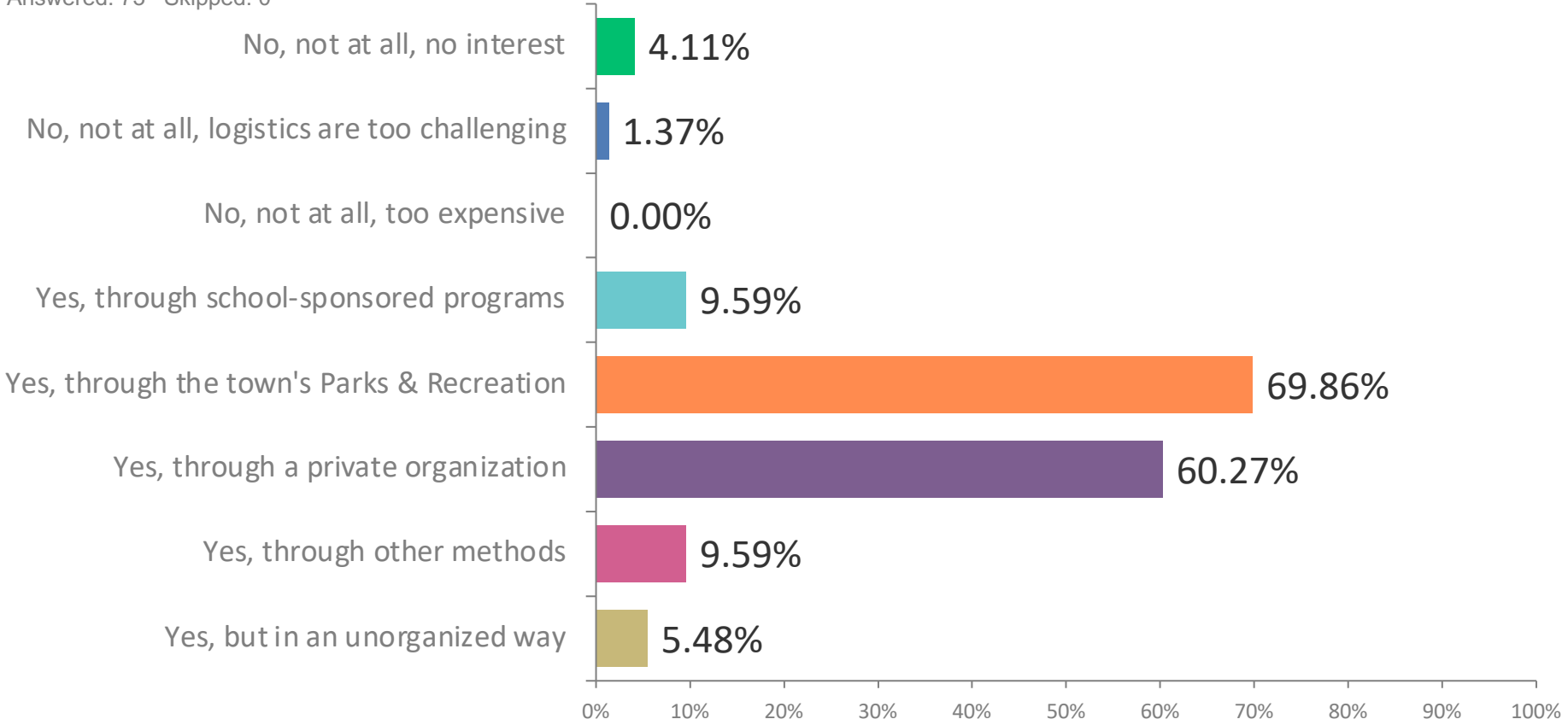
Q17: Does your child have regular access at home to technologies or devices needed for educational purposes, such as internet access, a computer, a tablet, or a printer?

Answered: 73
Skipped: 0

| ANSWER CHOICES | RESPONSES | |
|--|-----------|----|
| Yes, my child has their own age-appropriate technologies for educational use | 50.68% | 37 |
| Yes, my child shares my technologies as needed without difficulty | 38.36% | 28 |
| Yes, my child uses mine, but it's hard to give them the access/time when other people also need to use them | 4.11% | 3 |
| No, my child does not have regular access to these technologies at home, but uses other resources to obtain them, such as at a friend's house or the library | 5.48% | 4 |
| No, my child does not have access to these technologies outside of school at all | 1.37% | 1 |
| TOTAL | | 73 |

Q19: During this 2022-2023 academic year, does your child participate in organized afterschool athletic activities of some sort? Please select all that apply. Note that we are not referring to subject-based camps that occur only during summer or vacation breaks.

Answered: 73 Skipped: 0

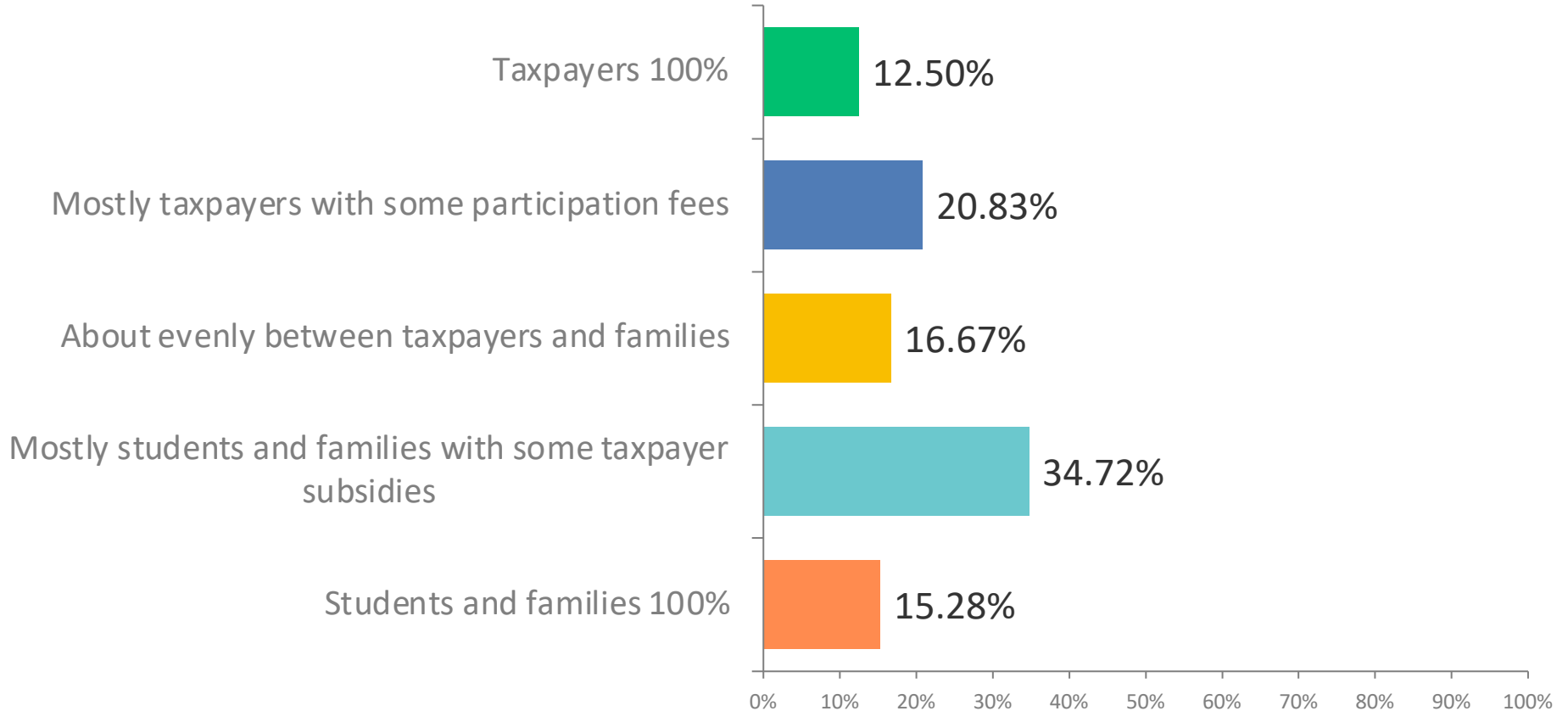


Q19: During this 2022-2023 academic year, does your child participate in organized afterschool athletic activities of some sort? Please select all that apply. Note that we are not referring to subject-based camps that occur only during summer or vacation breaks.

Answered: 73 Skipped: 0

| ANSWER CHOICES | RESPONSES | |
|---|-----------|-----|
| No, not at all, no interest | 4.11% | 3 |
| No, not at all, logistics are too challenging | 1.37% | 1 |
| No, not at all, too expensive | 0% | 0 |
| Yes, through school-sponsored programs | 9.59% | 7 |
| Yes, through the town's Parks & Recreation | 69.86% | 51 |
| Yes, through a private organization | 60.27% | 44 |
| Yes, through other methods | 9.59% | 7 |
| Yes, but in an unorganized way | 5.48% | 4 |
| TOTAL | | 117 |

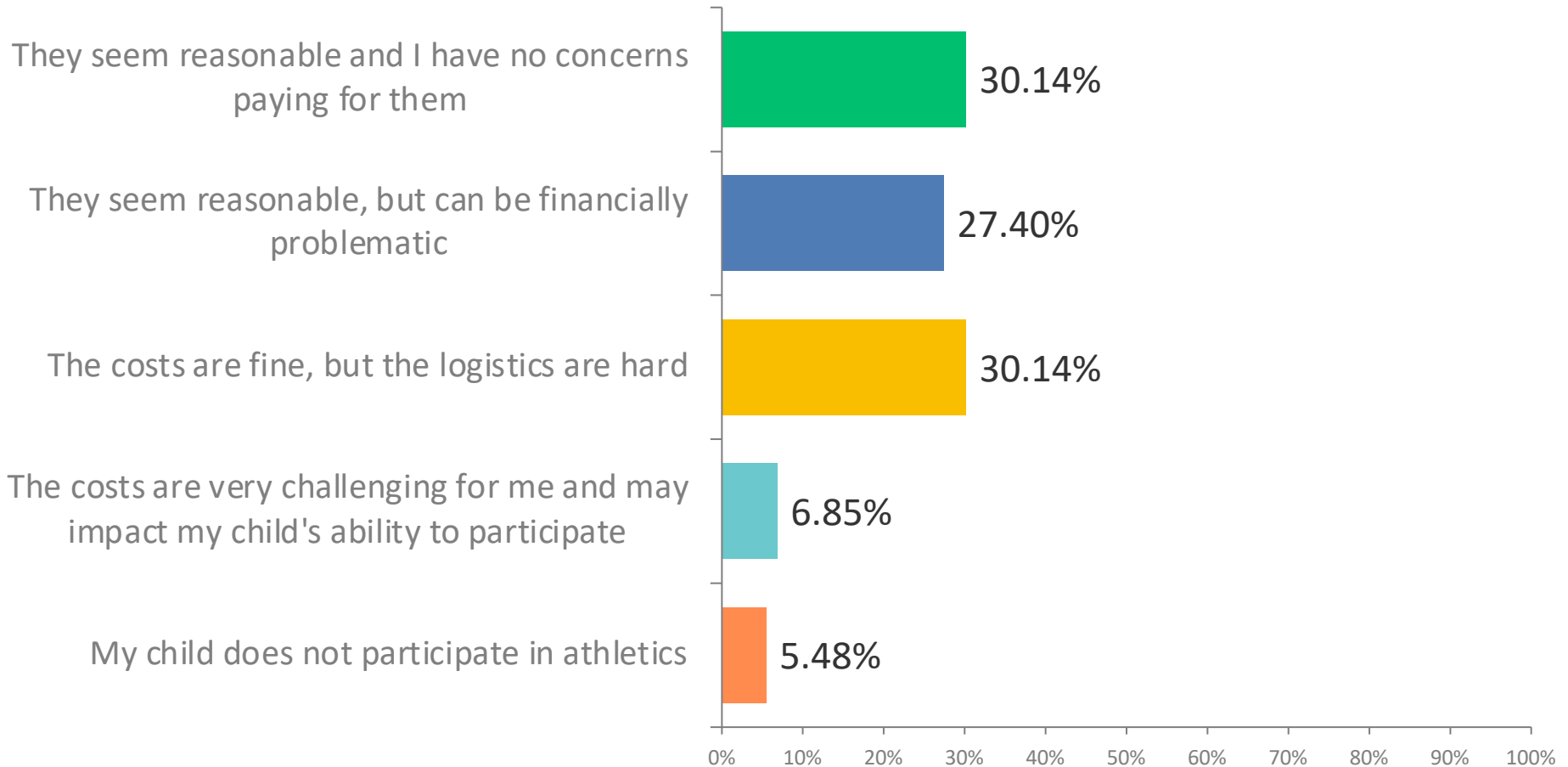
Q21: Philosophically, do you feel that taxpayers should pay for the costs of these afterschool athletic activities, or should costs be borne out by participating students and their families? Answered: 72 Skipped: 1



Q21: Philosophically, do you feel that taxpayers should pay for the costs of these afterschool athletic activities, or should costs be borne out by participating students and their families? Answered: 72 Skipped: 1

| ANSWER CHOICES | RESPONSES | |
|---|-----------|----|
| Taxpayers 100% | 12.50% | 9 |
| Mostly taxpayers with some participation fees | 20.83% | 15 |
| About evenly between taxpayers and families | 16.67% | 12 |
| Mostly students and families with some taxpayer subsidies | 34.72% | 25 |
| Students and families 100% | 15.28% | 11 |
| TOTAL | | 72 |

Q23: How do you feel about the additional costs of athletics to your family? Answered: 73 Skipped: 0

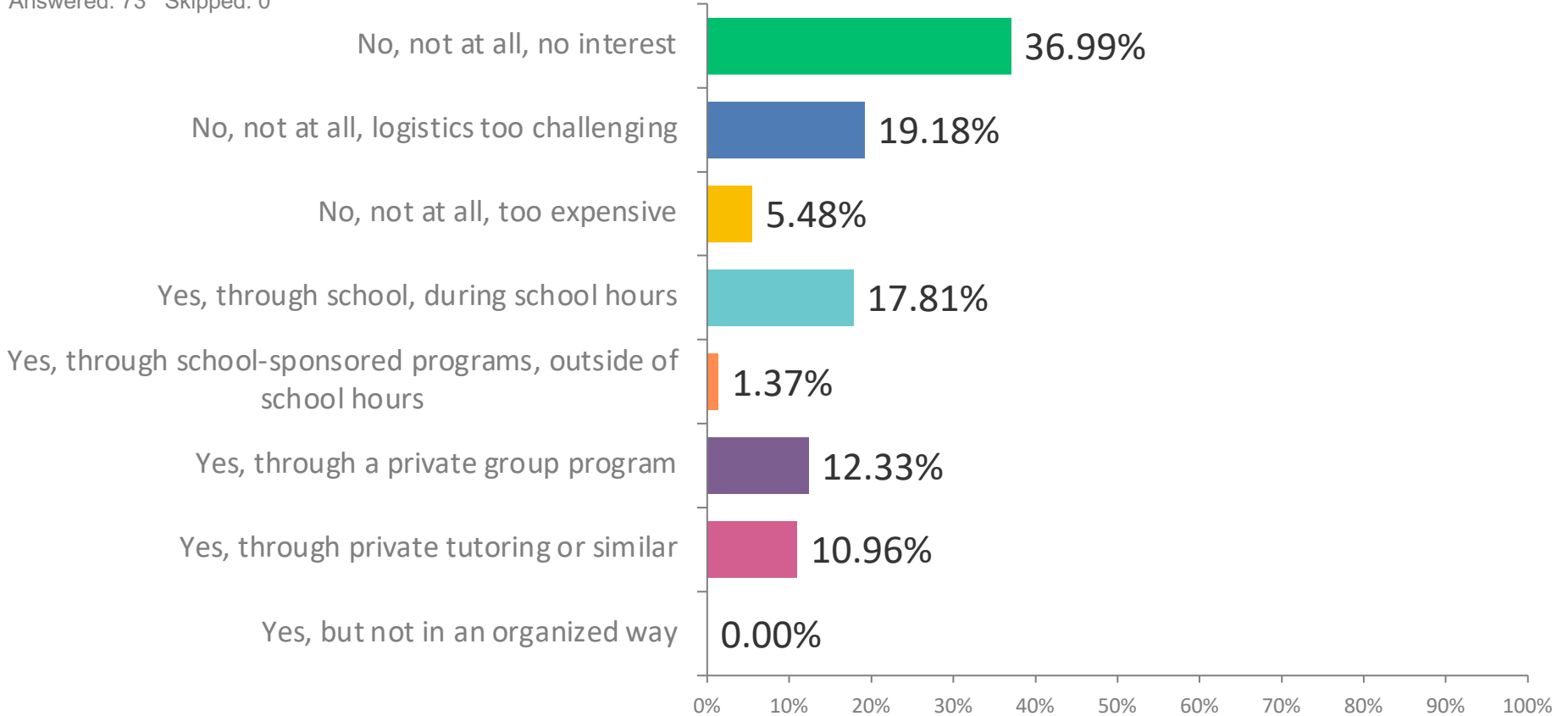


Q23: How do you feel about the additional costs of athletics to your family? Answered: 73 Skipped: 0

| ANSWER CHOICES | RESPONSES | |
|--|-----------|----|
| They seem reasonable and I have no concerns paying for them | 30.14% | 22 |
| They seem reasonable, but can be financially problematic | 27.40% | 20 |
| The costs are fine, but the logistics are hard | 30.14% | 22 |
| The costs are very challenging for me and may impact my child's ability to participate | 6.85% | 5 |
| My child does not participate in athletics | 5.48% | 4 |
| TOTAL | | 73 |

Q25: During this 2022-2023 academic year, does your child participate in performing arts, such as music or theatre, of some sort? Please select all that apply. Note that we are not referring to subject-based camps that occur only during summer or vacation breaks.

Answered: 73 Skipped: 0



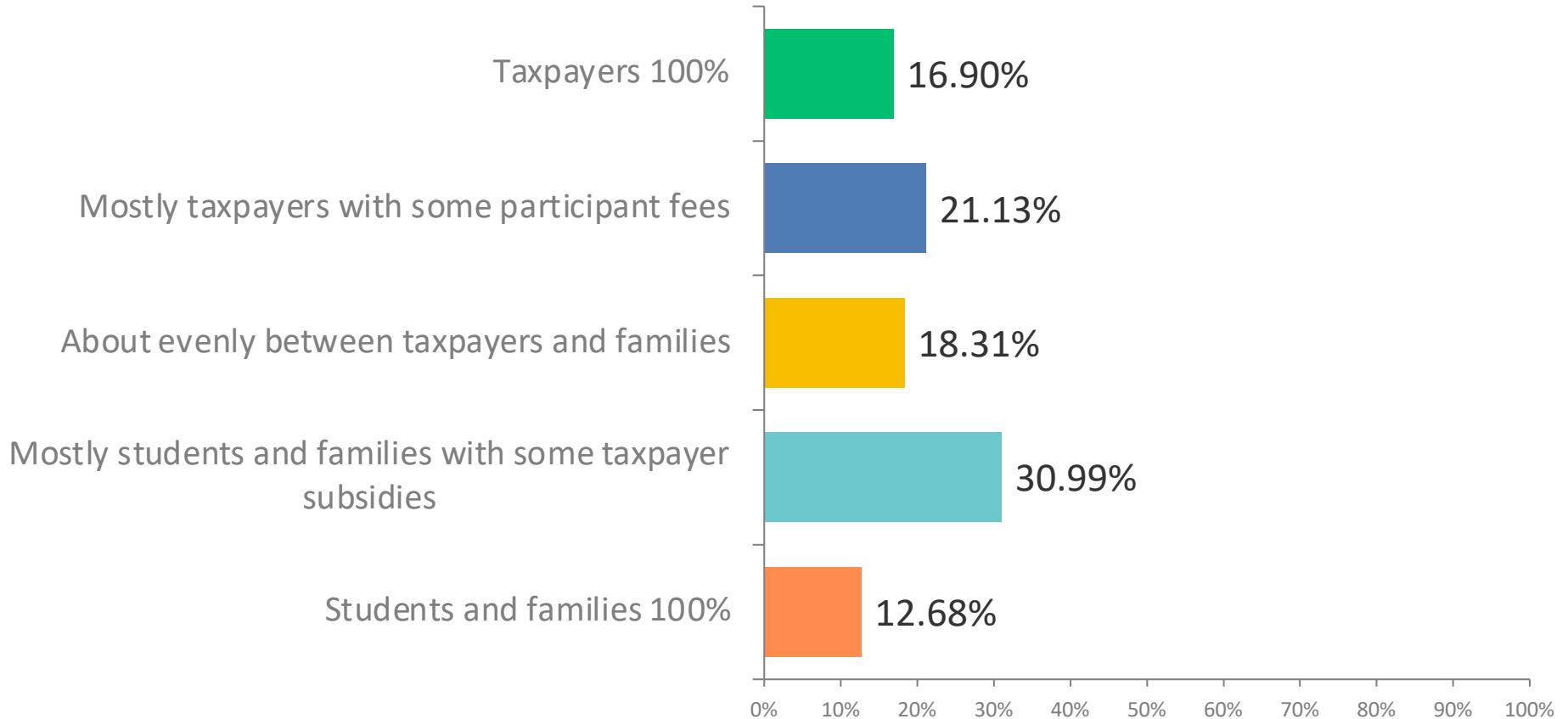
Q25: During this 2022-2023 academic year, does your child participate in performing arts, such as music or theatre, of some sort? Please select all that apply. Note that we are not referring to subject-based camps that occur only during summer or vacation breaks.

Answered: 73 Skipped: 0

| ANSWER CHOICES | RESPONSES | |
|---|-----------|----|
| No, not at all, no interest | 36.99% | 27 |
| No, not at all, logistics too challenging | 19.18% | 14 |
| No, not at all, too expensive | 5.48% | 4 |
| Yes, through school, during school hours | 17.81% | 13 |
| Yes, through school-sponsored programs, outside of school hours | 1.37% | 1 |
| Yes, through a private group program | 12.33% | 9 |
| Yes, through private tutoring or similar | 10.96% | 8 |
| Yes, but not in an organized way | 0% | 0 |
| TOTAL | | 76 |

Q27: Philosophically, do you feel that taxpayers should pay for the costs of these performing arts activities, or should costs be borne out by participating students and their families?

Answered: 71 Skipped: 2



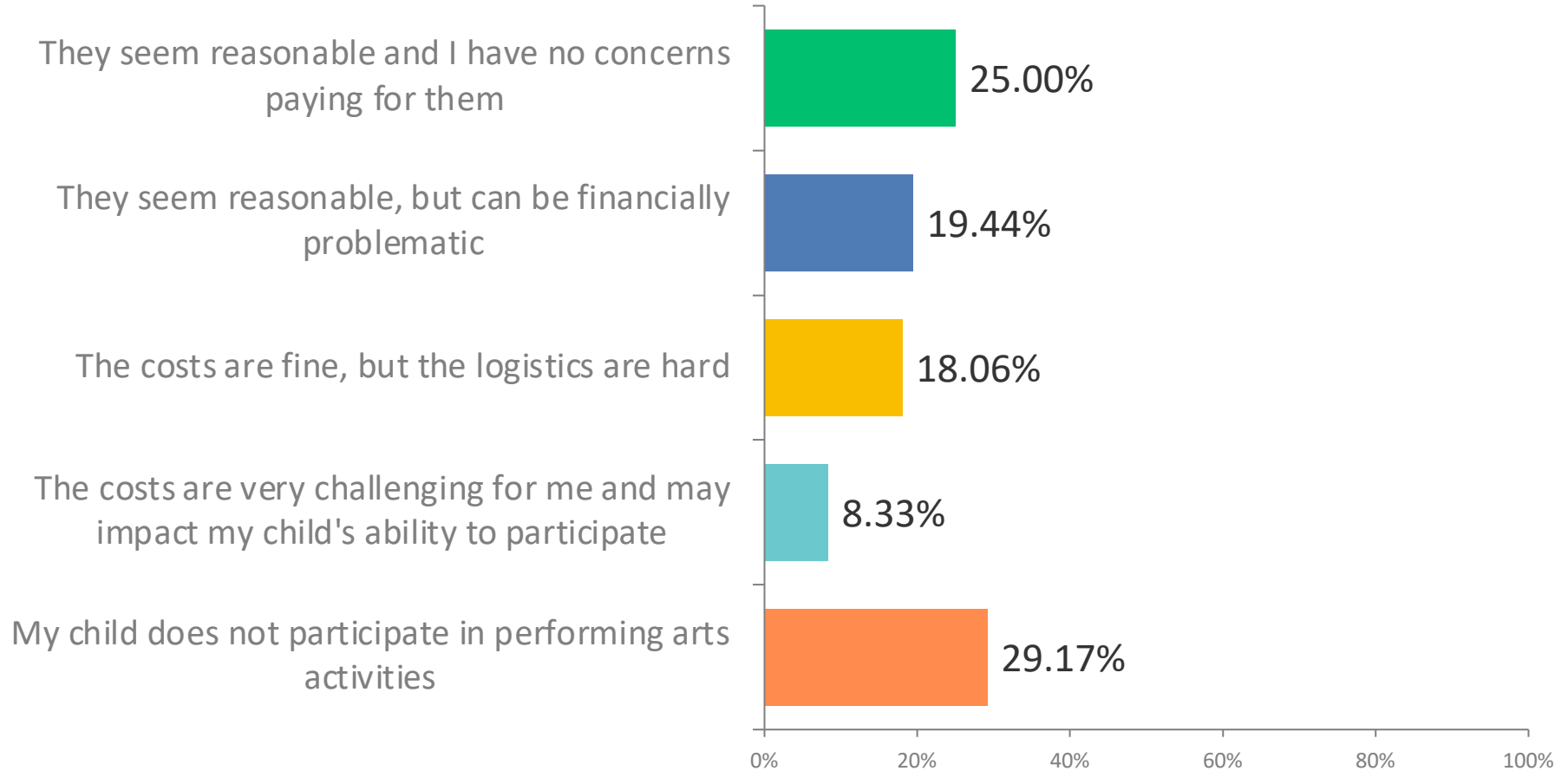
Q27: Philosophically, do you feel that taxpayers should pay for the costs of these performing arts activities, or should costs be borne out by participating students and their families? Answered: 71 Skipped: 2

| ANSWER CHOICES | RESPONSES | |
|---|-----------|----|
| Taxpayers 100% | 16.90% | 12 |
| Mostly taxpayers with some participant fees | 21.13% | 15 |
| About evenly between taxpayers and families | 18.31% | 13 |
| Mostly students and families with some taxpayer subsidies | 30.99% | 22 |
| Students and families 100% | 12.68% | 9 |
| TOTAL | | 71 |

Q29: How do you feel about the additional costs of performing arts to your family?

Answered: 72

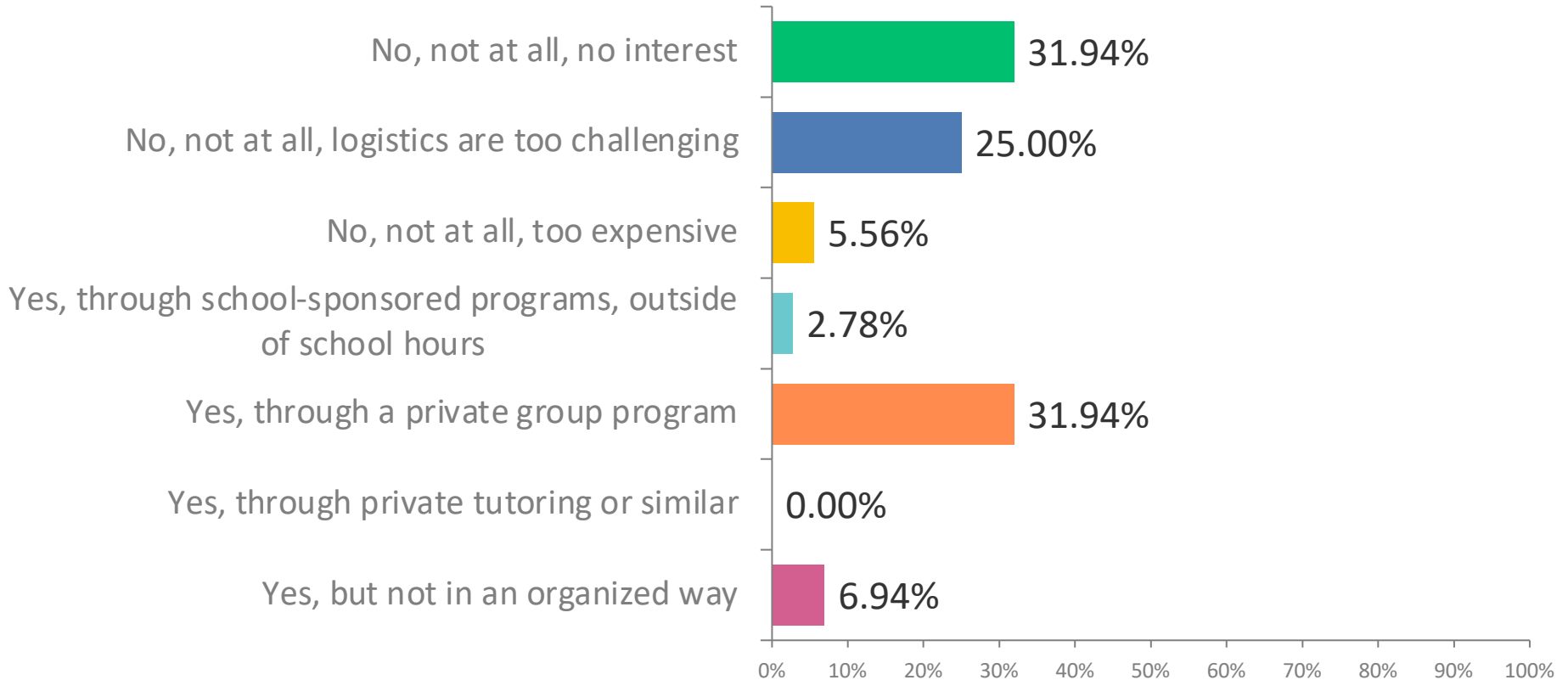
Skipped: 1



Q29: How do you feel about the additional costs of performing arts to your family? Answered: 72
Skipped: 1

| ANSWER CHOICES | RESPONSES | |
|--|-----------|----|
| They seem reasonable and I have no concerns paying for them | 25.00% | 18 |
| They seem reasonable, but can be financially problematic | 19.44% | 14 |
| The costs are fine, but the logistics are hard | 18.06% | 13 |
| The costs are very challenging for me and may impact my child's ability to participate | 8.33% | 6 |
| My child does not participate in performing arts activities | 29.17% | 21 |
| TOTAL | | 72 |

Q31: During this 2022-2023 academic year, does your child participate outside of school in other subject-specific activities not related to previous questions, such as robotics or art, of some sort? Please select all that apply. Note that we are not referring to subject-based camps that occur only during summer or vacation breaks. Answered: 72 Skipped: 1



Q31: During this 2022-2023 academic year, does your child participate outside of school in other subject-specific activities not related to previous questions, such as robotics or art, of some sort? Please select all that apply. Note that we are not referring to subject-based camps that occur only during summer or vacation breaks. Answered: 72 Skipped: 1

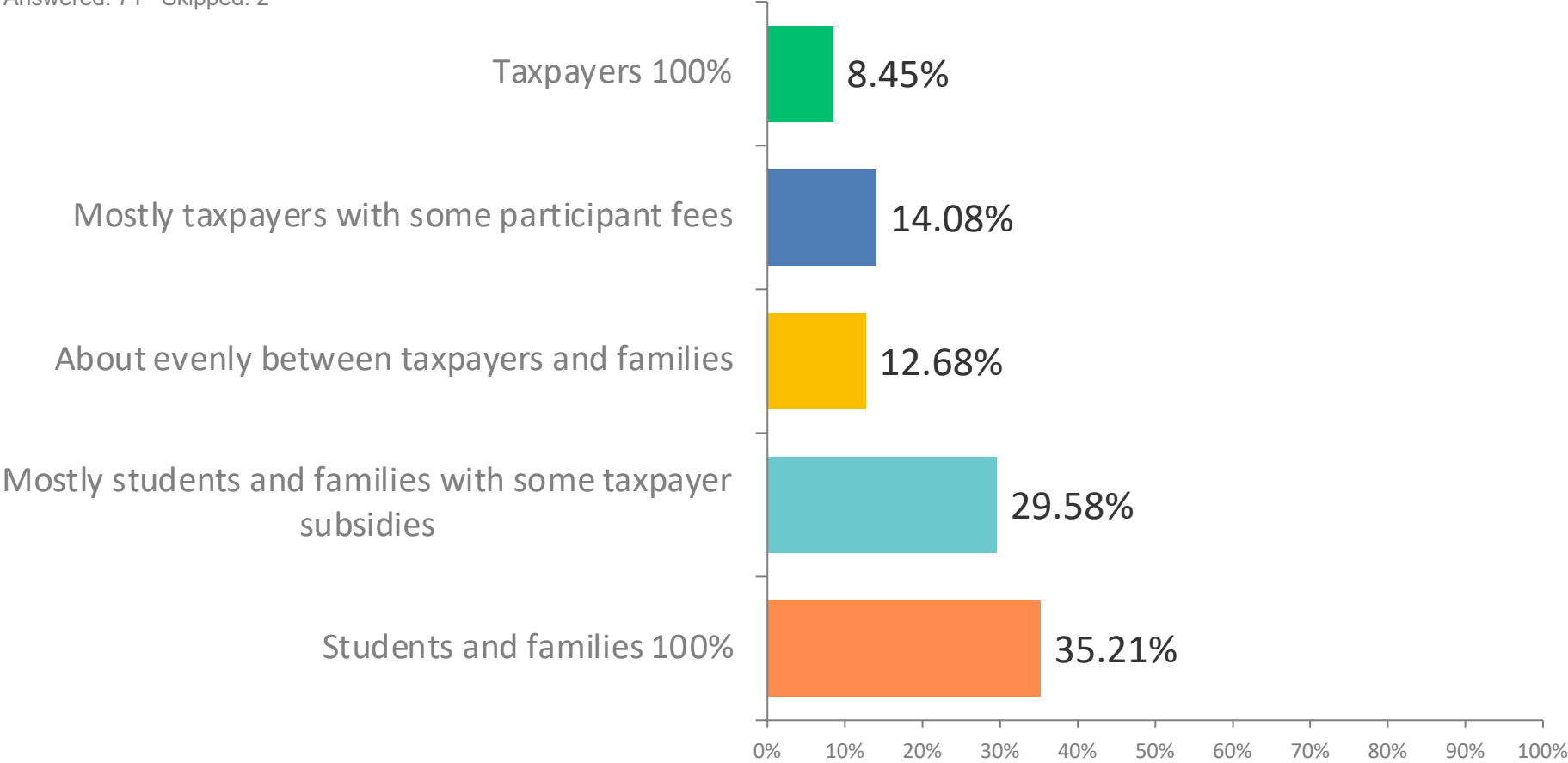
ANSWER CHOICES

RESPONSES

| | | |
|---|--------|----|
| No, not at all, no interest | 31.94% | 23 |
| No, not at all, logistics are too challenging | 25.00% | 18 |
| No, not at all, too expensive | 5.56% | 4 |
| Yes, through school-sponsored programs, outside of school hours | 2.78% | 2 |
| Yes, through a private group program | 31.94% | 23 |
| Yes, through private tutoring or similar | 0% | 0 |
| Yes, but not in an organized way | 6.94% | 5 |
| TOTAL | | 75 |

Q33: Philosophically, do you feel that taxpayers should pay for the costs of these other activities, or should costs be borne out by participating students and their families?

Answered: 71 Skipped: 2



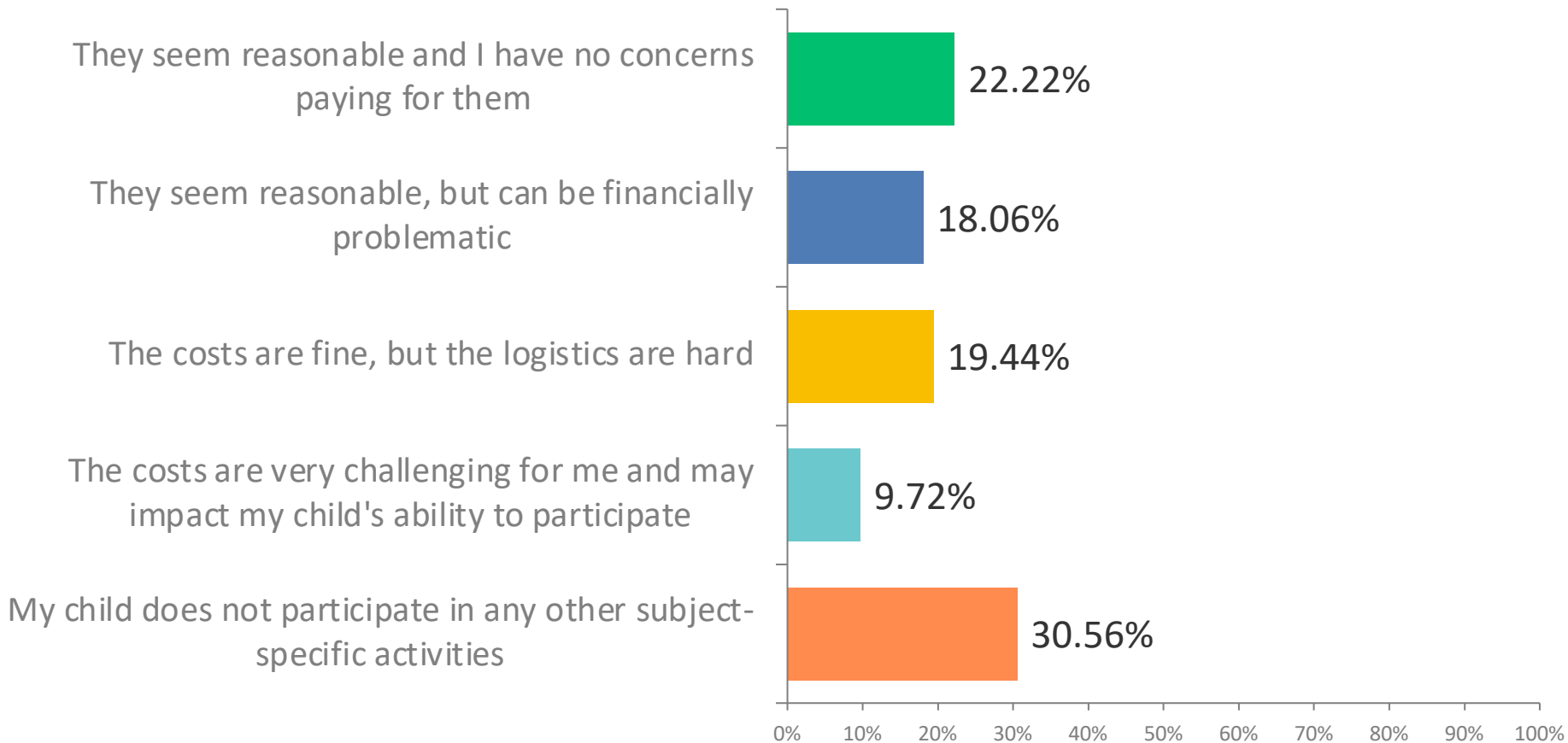
Q33: Philosophically, do you feel that taxpayers should pay for the costs of these other activities, or should costs be borne out by participating students and their families?

Answered: 71 Skipped: 2

| ANSWER CHOICES | RESPONSES | |
|---|-----------|----|
| Taxpayers 100% | 8.45% | 6 |
| Mostly taxpayers with some participant fees | 14.08% | 10 |
| About evenly between taxpayers and families | 12.68% | 9 |
| Mostly students and families with some taxpayer subsidies | 29.58% | 21 |
| Students and families 100% | 35.21% | 25 |
| TOTAL | | 71 |

Q35: How do you feel about the additional costs of these other activities to your family?

Answered: 72 Skipped: 1



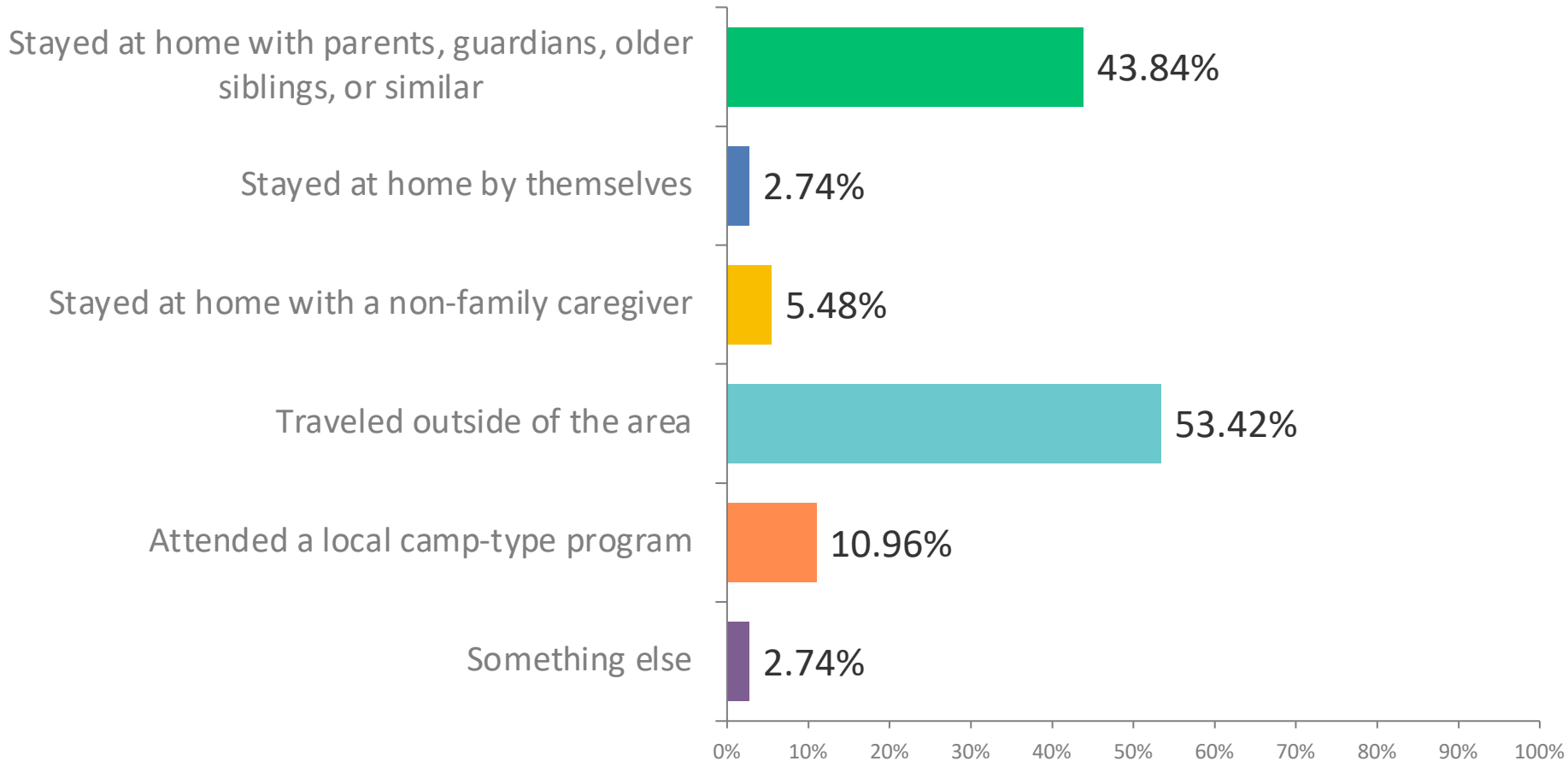
Q35: How do you feel about the additional costs of these other activities to your family?

Answered: 72 Skipped: 1

| ANSWER CHOICES | RESPONSES | |
|--|-----------|----|
| They seem reasonable and I have no concerns paying for them | 22.22% | 16 |
| They seem reasonable, but can be financially problematic | 18.06% | 13 |
| The costs are fine, but the logistics are hard | 19.44% | 14 |
| The costs are very challenging for me and may impact my child's ability to participate | 9.72% | 7 |
| My child does not participate in any other subject-specific activities | 30.56% | 22 |
| TOTAL | | 72 |

Q37: During the recent April Spring Break, what did your child do during workday hours? Please select all that apply.

Answered: 73 Skipped: 0

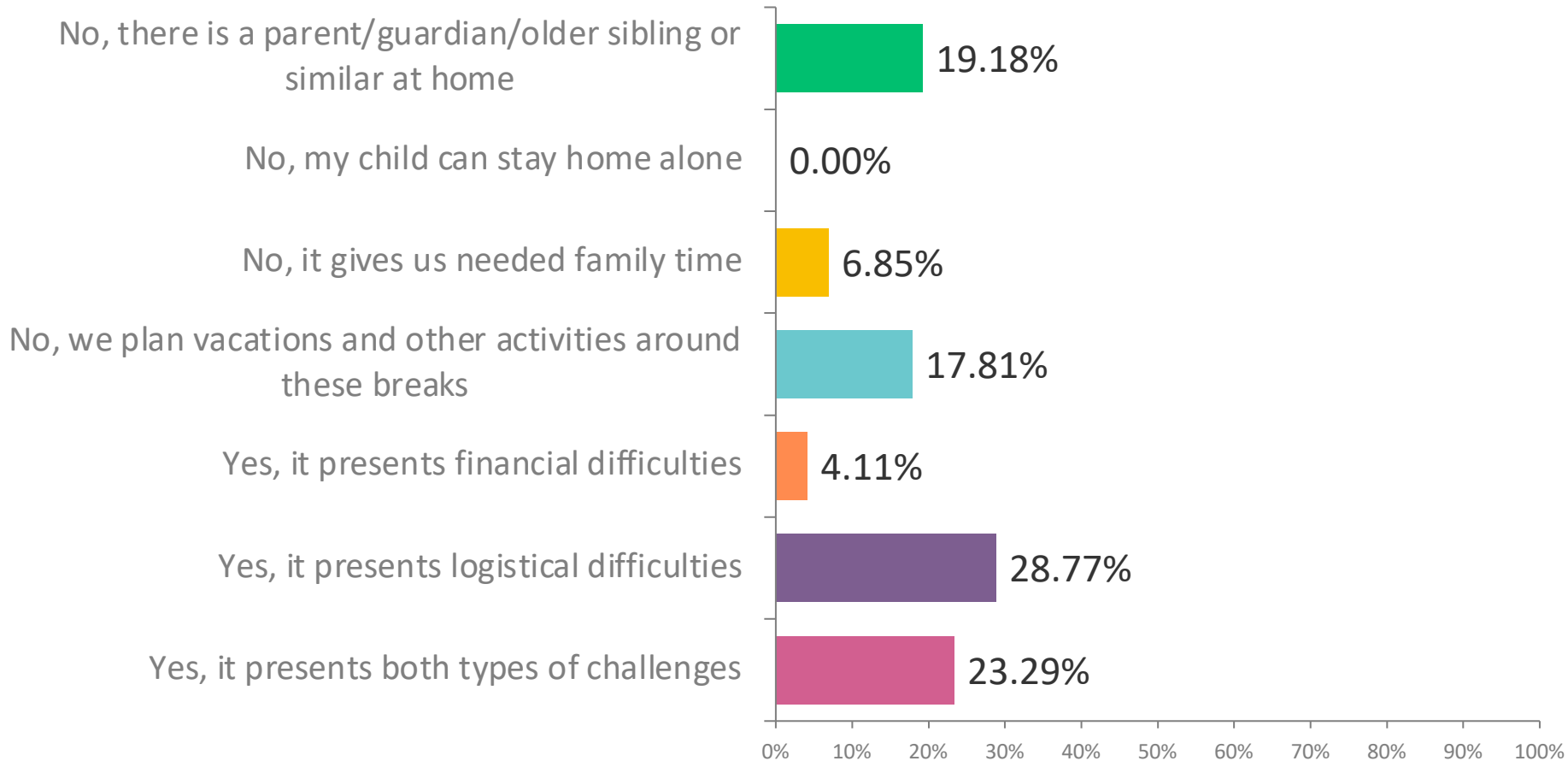


Q37: During the recent April Spring Break, what did your child do during workday hours?
Please select all that apply. Answered: 73 Skipped: 0

| ANSWER CHOICES | RESPONSES | |
|--|-----------|-----------|
| Stayed at home with parents, guardians, older siblings, or similar | 43.84% | 32 |
| Stayed at home by themselves | 2.74% | 2 |
| Stayed at home with a non-family caregiver | 5.48% | 4 |
| Traveled outside of the area | 53.42% | 39 |
| Attended a local camp-type program | 10.96% | 8 |
| Something else | 2.74% | 2 |
| TOTAL | | 87 |

Q39: Does providing caregiving or activities for your child during school breaks present challenges for your family?

Answered: 73 Skipped: 0

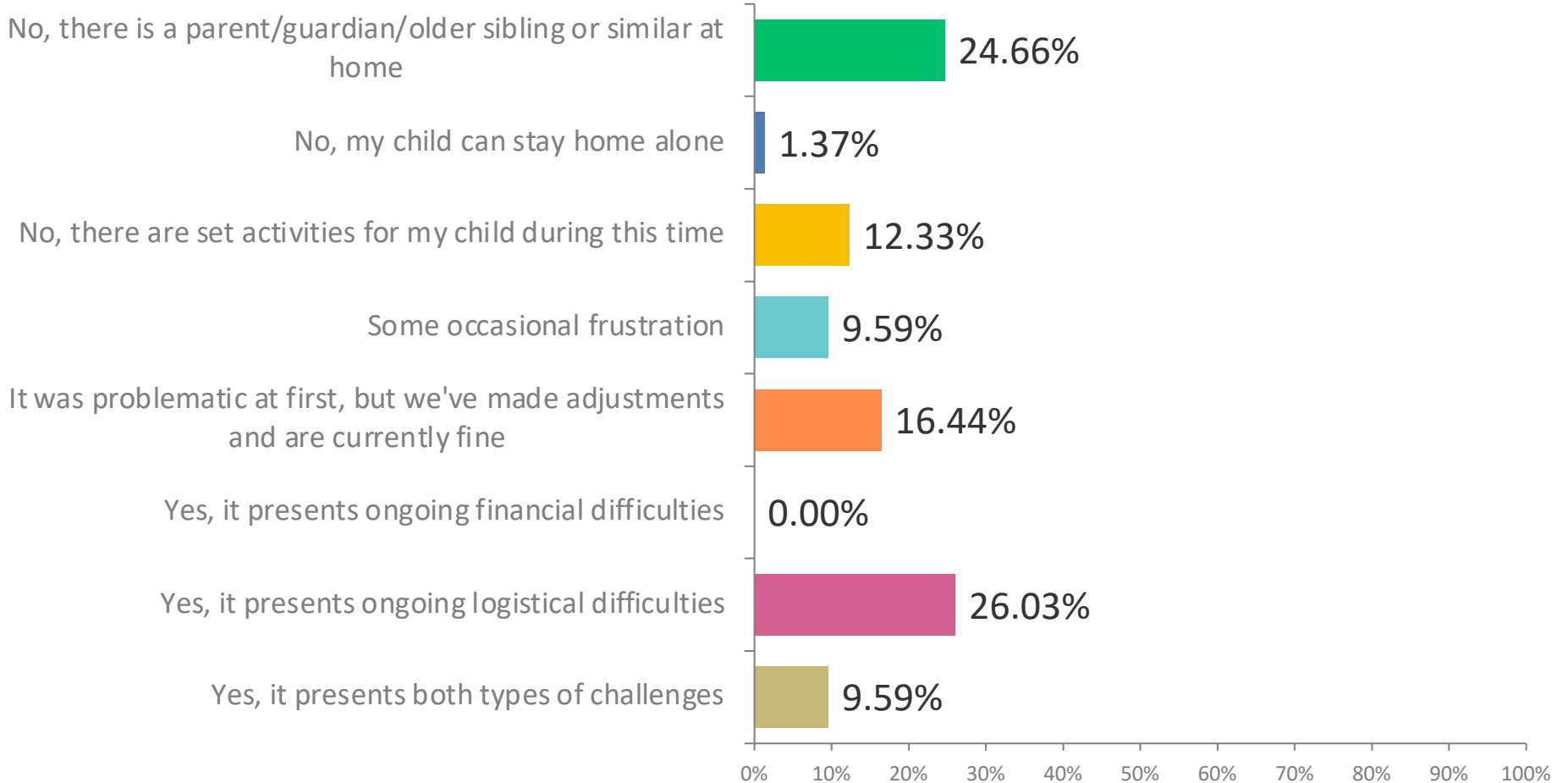


Q39: Does providing caregiving or activities for your child during school breaks present challenges for your family?

Answered: 73 Skipped: 0

| ANSWER CHOICES | RESPONSES | |
|---|-----------|----|
| No, there is a parent/guardian/older sibling or similar at home | 19.18% | 14 |
| No, my child can stay home alone | 0% | 0 |
| No, it gives us needed family time | 6.85% | 5 |
| No, we plan vacations and other activities around these breaks | 17.81% | 13 |
| Yes, it presents financial difficulties | 4.11% | 3 |
| Yes, it presents logistical difficulties | 28.77% | 21 |
| Yes, it presents both types of challenges | 23.29% | 17 |
| TOTAL | | 73 |

Q41: Does early Wednesday dismissal present challenges for your family? Answered: 73 Skipped: 0

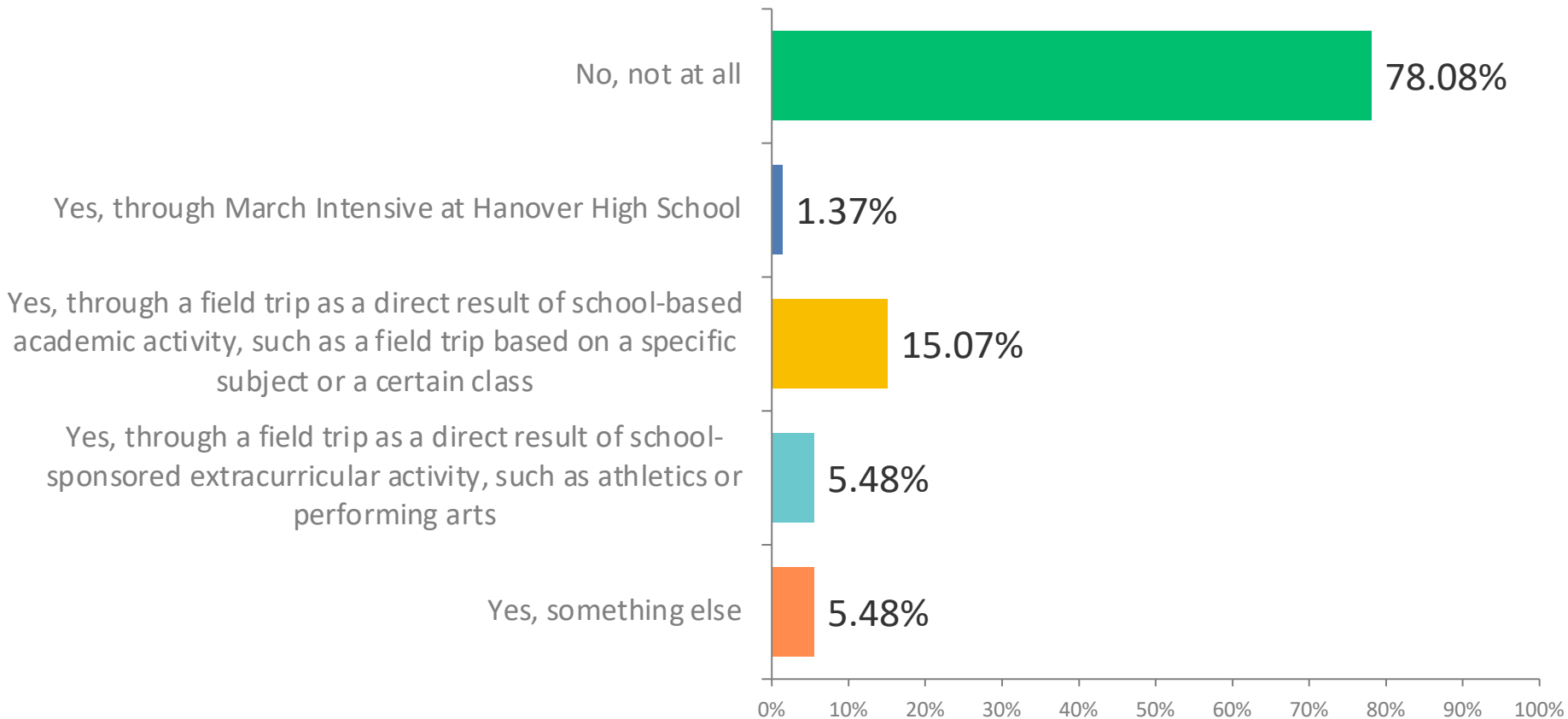


Q41: Does early Wednesday dismissal present challenges for your family?

Answered: 73 Skipped: 0

| ANSWER CHOICES | RESPONSES | |
|--|-----------|----|
| No, there is a parent/guardian/older sibling or similar at home | 24.66% | 18 |
| No, my child can stay home alone | 1.37% | 1 |
| No, there are set activities for my child during this time | 12.33% | 9 |
| Some occasional frustration | 9.59% | 7 |
| It was problematic at first, but we've made adjustments and are currently fine | 16.44% | 12 |
| Yes, it presents ongoing financial difficulties | 0% | 0 |
| Yes, it presents ongoing logistical difficulties | 26.03% | 19 |
| Yes, it presents both types of challenges | 9.59% | 7 |
| TOTAL | | 73 |

Q43: During the 2022-2023 academic year, do you anticipate that your child will travel (or will be offered a travel opportunity) for school-sponsored activities that will cost additional money to you? Please select all that apply. Answered: 73 Skipped: 0

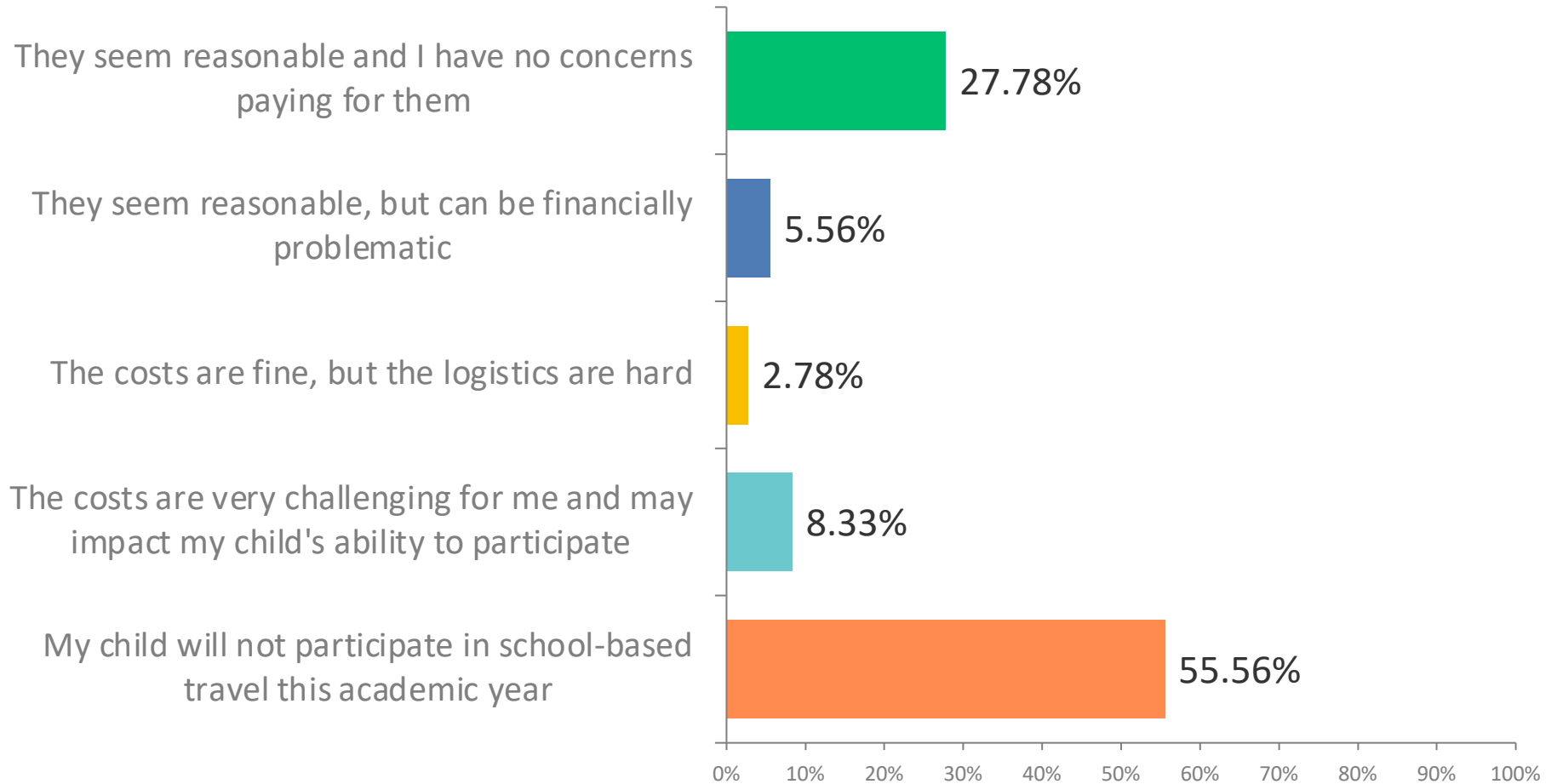


Q43: During the 2022-2023 academic year, do you anticipate that your child will travel (or will be offered a travel opportunity) for school-sponsored activities that will cost additional money to you? Please select all that apply. Answered: 73 Skipped: 0

| ANSWER CHOICES | RESPONSES | |
|---|-----------|-----------|
| No, not at all | 78.08% | 57 |
| Yes, through March Intensive at Hanover High School | 1.37% | 1 |
| Yes, through a field trip as a direct result of school-based academic activity, such as a field trip based on a specific subject or a certain class | 15.07% | 11 |
| Yes, through a field trip as a direct result of school-sponsored extracurricular activity, such as athletics or performing arts | 5.48% | 4 |
| Yes, something else | 5.48% | 4 |
| TOTAL | | 77 |

Q45: How do you feel about the additional costs of this travel to your family?

Answered: 72
Skipped: 1



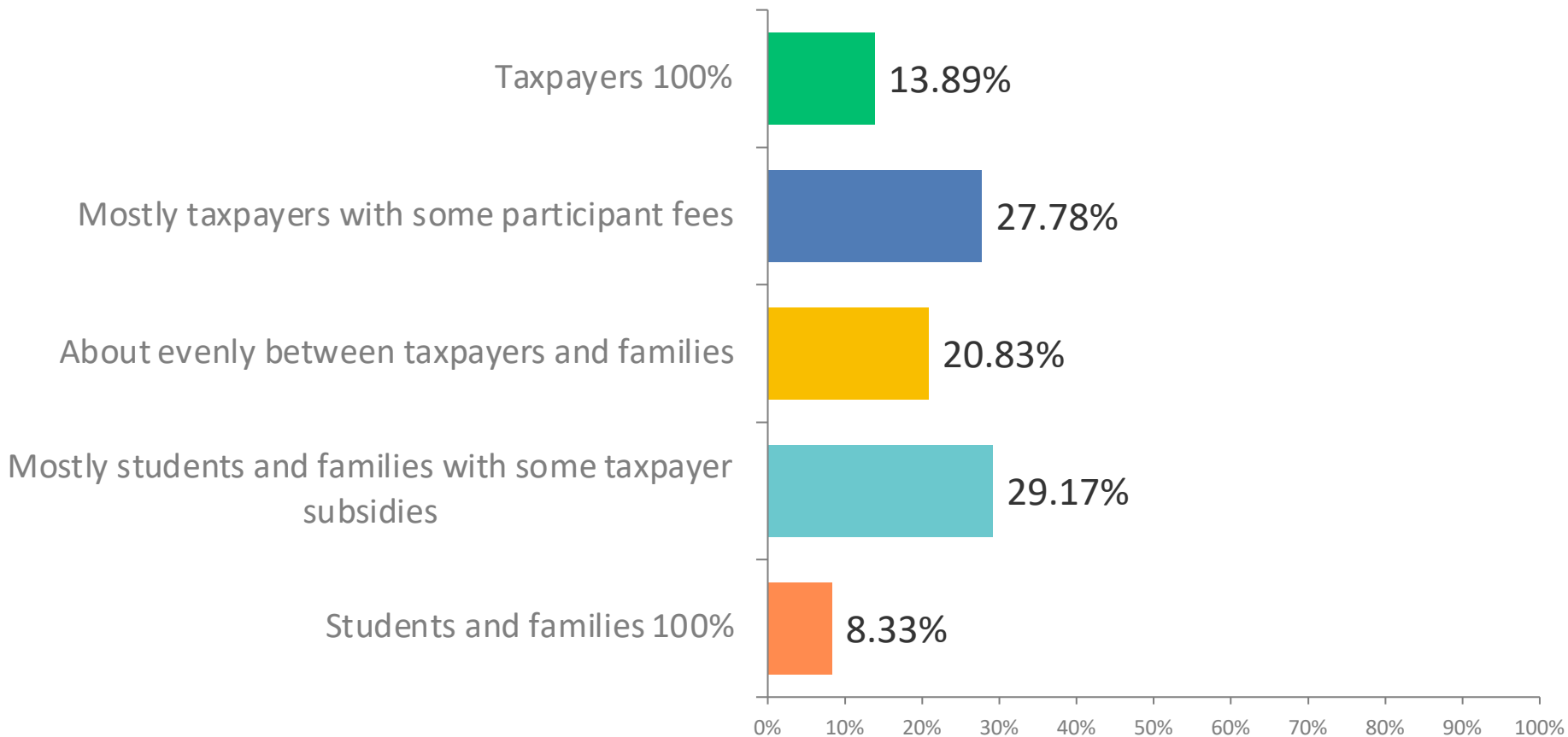
Q45: How do you feel about the additional costs of this travel to your family?

Answered: 72
Skipped: 1

| ANSWER CHOICES | RESPONSES | |
|--|-----------|----|
| They seem reasonable and I have no concerns paying for them | 27.78% | 20 |
| They seem reasonable, but can be financially problematic | 5.56% | 4 |
| The costs are fine, but the logistics are hard | 2.78% | 2 |
| The costs are very challenging for me and may impact my child's ability to participate | 8.33% | 6 |
| My child will not participate in school-based travel this academic year | 55.56% | 40 |
| TOTAL | | 72 |

Q47: Philosophically, do you feel that taxpayers should pay for the costs of these school-sponsored travel activities, or should costs be borne out by participating students and their families?

Answered: 72 Skipped: 1



Q47: Philosophically, do you feel that taxpayers should pay for the costs of these school-sponsored travel activities, or should costs be borne out by participating students and their families? Answered: 72 Skipped: 1

ANSWER CHOICES

RESPONSES

Taxpayers 100%

13.89%

10

Mostly taxpayers with some participant fees

27.78%

20

About evenly between taxpayers and families

20.83%

15

Mostly students and families with some taxpayer subsidies

29.17%

21

Students and families 100%

8.33%

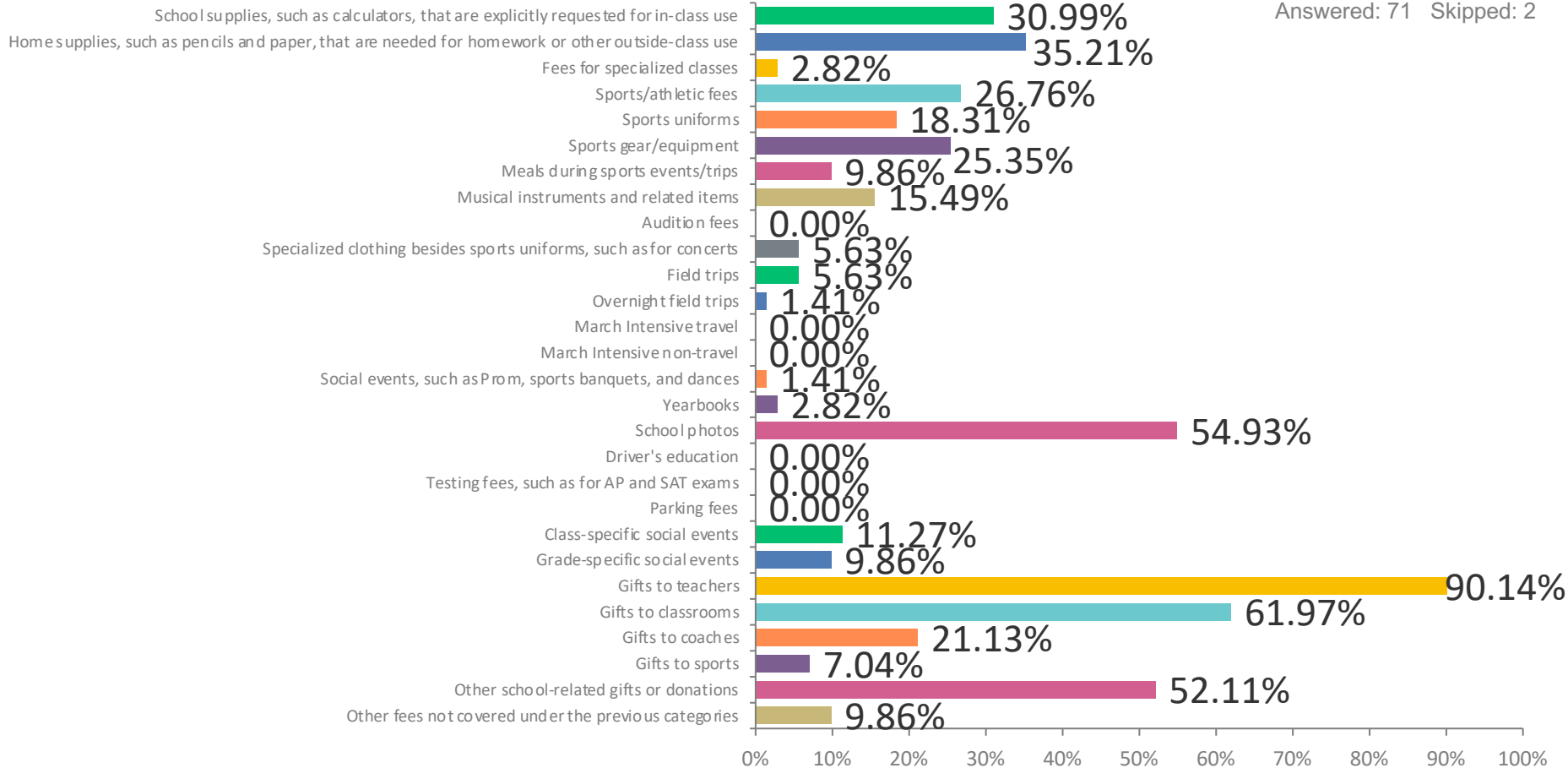
6

TOTAL

72

Q49: During the 2022-2023 academic year, were you asked to pay for the following additional school-related costs (not for outside organizations)? Please select all that apply.

Answered: 71 Skipped: 2



Q49: During the 2022-2023 academic year, were you asked to pay for the following additional school-related costs (not for outside organizations)? Please select all that apply.

Answered: 71 Skipped: 2

| ANSWER CHOICES | RESPONSES | |
|---|-----------|----|
| School supplies, such as calculators, that are explicitly requested for in-class use | 30.99% | 22 |
| Home supplies, such as pencils and paper, that are needed for homework or other outside-class use | 35.21% | 25 |
| Fees for specialized classes | 2.82% | 2 |
| Sports/athletic fees | 26.76% | 19 |
| Sports uniforms | 18.31% | 13 |
| Sports gear/equipment | 25.35% | 18 |
| Meals during sports events/trips | 9.86% | 7 |
| Musical instruments and related items | 15.49% | 11 |
| Audition fees | 0% | 0 |
| Specialized clothing besides sports uniforms, such as for concerts | 5.63% | 4 |

Q49: During the 2022-2023 academic year, were you asked to pay for the following additional school-related costs (not for outside organizations)? Please select all that apply.

Answered: 71 Skipped: 2

| ANSWER CHOICES | RESPONSES | |
|--|-----------|----|
| Field trips | 5.63% | 4 |
| Overnight field trips | 1.41% | 1 |
| March Intensive travel | 0% | 0 |
| March Intensive non-travel | 0% | 0 |
| Social events, such as Prom, sports banquets, and dances | 1.41% | 1 |
| Yearbooks | 2.82% | 2 |
| School photos | 54.93% | 39 |
| Driver's education | 0% | 0 |
| Testing fees, such as for AP and SAT exams | 0% | 0 |
| Parking fees | 0% | 0 |

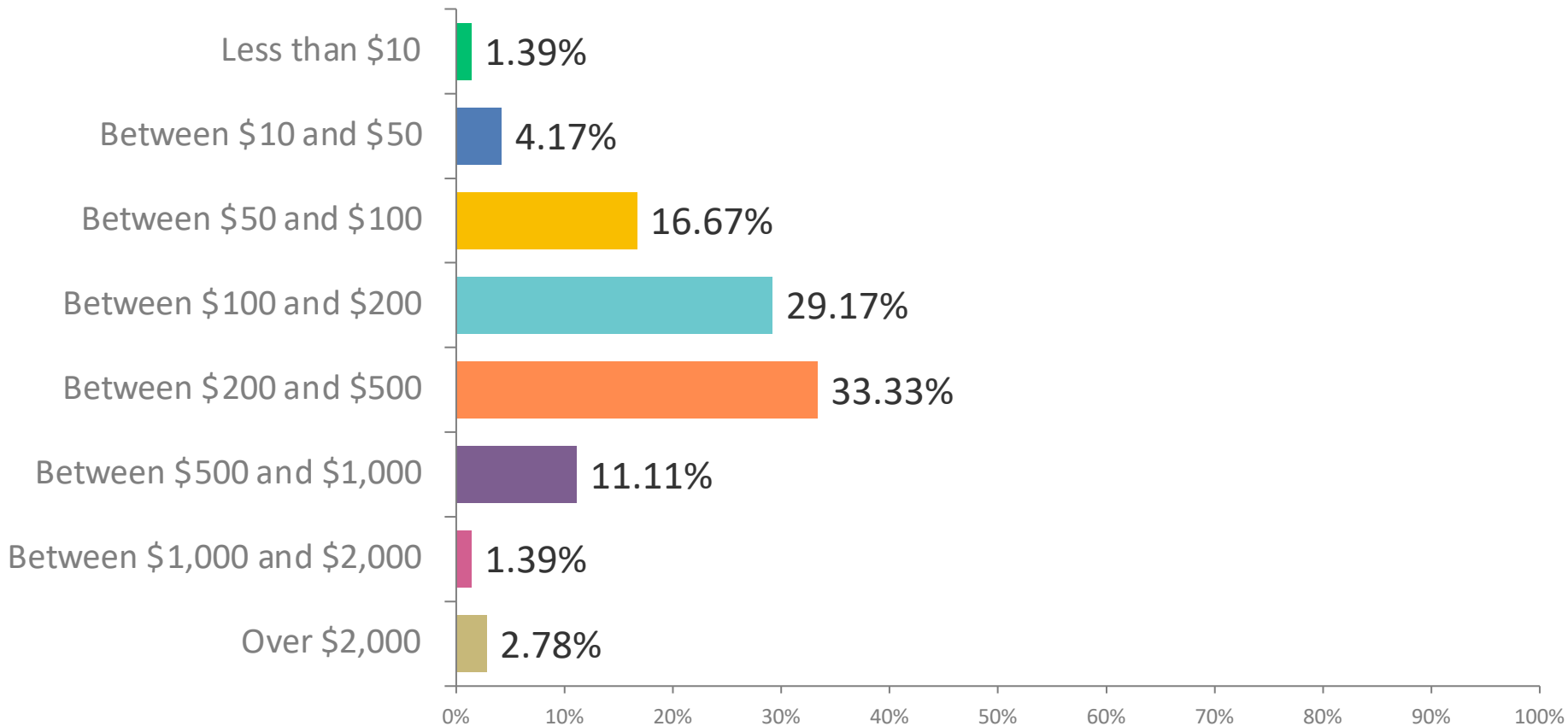
Q49: During the 2022-2023 academic year, were you asked to pay for the following additional school-related costs (not for outside organizations)? Please select all that apply.

Answered: 71 Skipped: 2

| ANSWER CHOICES | RESPONSES | |
|--|-----------|-----|
| Class-specific social events | 11.27% | 8 |
| Grade-specific social events | 9.86% | 7 |
| Gifts to teachers | 90.14% | 64 |
| Gifts to classrooms | 61.97% | 44 |
| Gifts to coaches | 21.13% | 15 |
| Gifts to sports | 7.04% | 5 |
| Other school-related gifts or donations | 52.11% | 37 |
| Other fees not covered under the previous categories | 9.86% | 7 |
| TOTAL | | 355 |

Q51: Considering the previous list, approximately how much money do you think your family has spent on your child for these school-related purposes during this 2022-2023 academic year?

Answered: 72 Skipped: 1



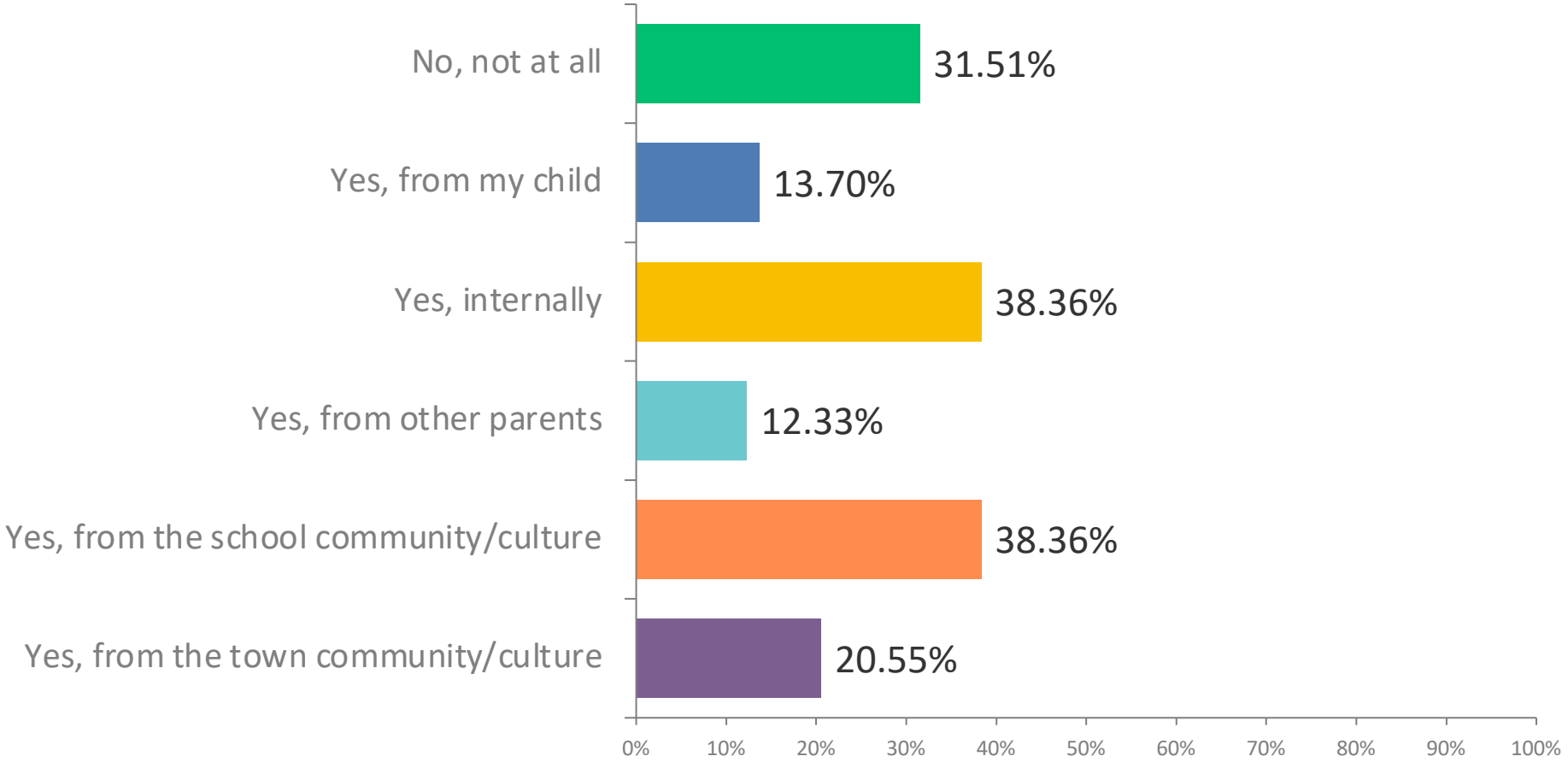
Q51: Considering the previous list, approximately how much money do you think your family has spent on your child for these school-related purposes during this 2022-2023 academic year?

Answered: 72 Skipped: 1

| ANSWER CHOICES | RESPONSES | |
|-----------------------------|-----------|----|
| Less than \$10 | 1.39% | 1 |
| Between \$10 and \$50 | 4.17% | 3 |
| Between \$50 and \$100 | 16.67% | 12 |
| Between \$100 and \$200 | 29.17% | 21 |
| Between \$200 and \$500 | 33.33% | 24 |
| Between \$500 and \$1,000 | 11.11% | 8 |
| Between \$1,000 and \$2,000 | 1.39% | 1 |
| Over \$2,000 | 2.78% | 2 |
| TOTAL | | 72 |

Q53: Considering the previous list, do you feel pressure to pay these costs, which are ostensibly "optional"? Please select all that apply.

Answered: 73 Skipped: 0



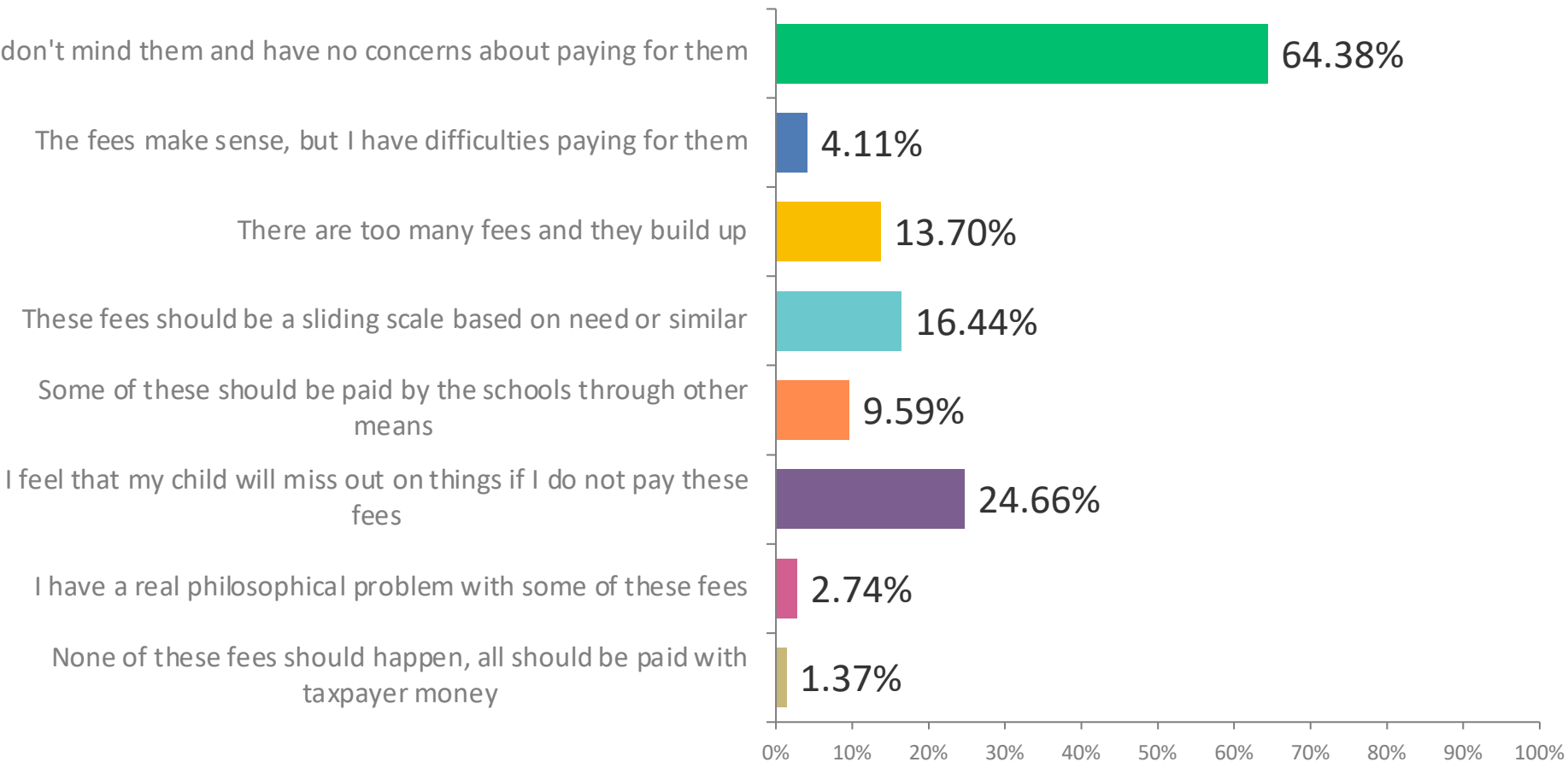
Q53: Considering the previous list, do you feel pressure to pay these costs, which are ostensibly "optional"? Please select all that apply.

Answered: 73 Skipped: 0

| ANSWER CHOICES | RESPONSES | |
|--|-----------|-----|
| No, not at all | 31.51% | 23 |
| Yes, from my child | 13.70% | 10 |
| Yes, internally | 38.36% | 28 |
| Yes, from other parents | 12.33% | 9 |
| Yes, from the school community/culture | 38.36% | 28 |
| Yes, from the town community/culture | 20.55% | 15 |
| TOTAL | | 113 |

Q55: Considering the previous list, how do you generally feel about these costs? Please select all that apply.

Answered: 73 Skipped: 0



Q55: Considering the previous list, how do you generally feel about these costs? Please select all that apply. Answered: 73 Skipped: 0

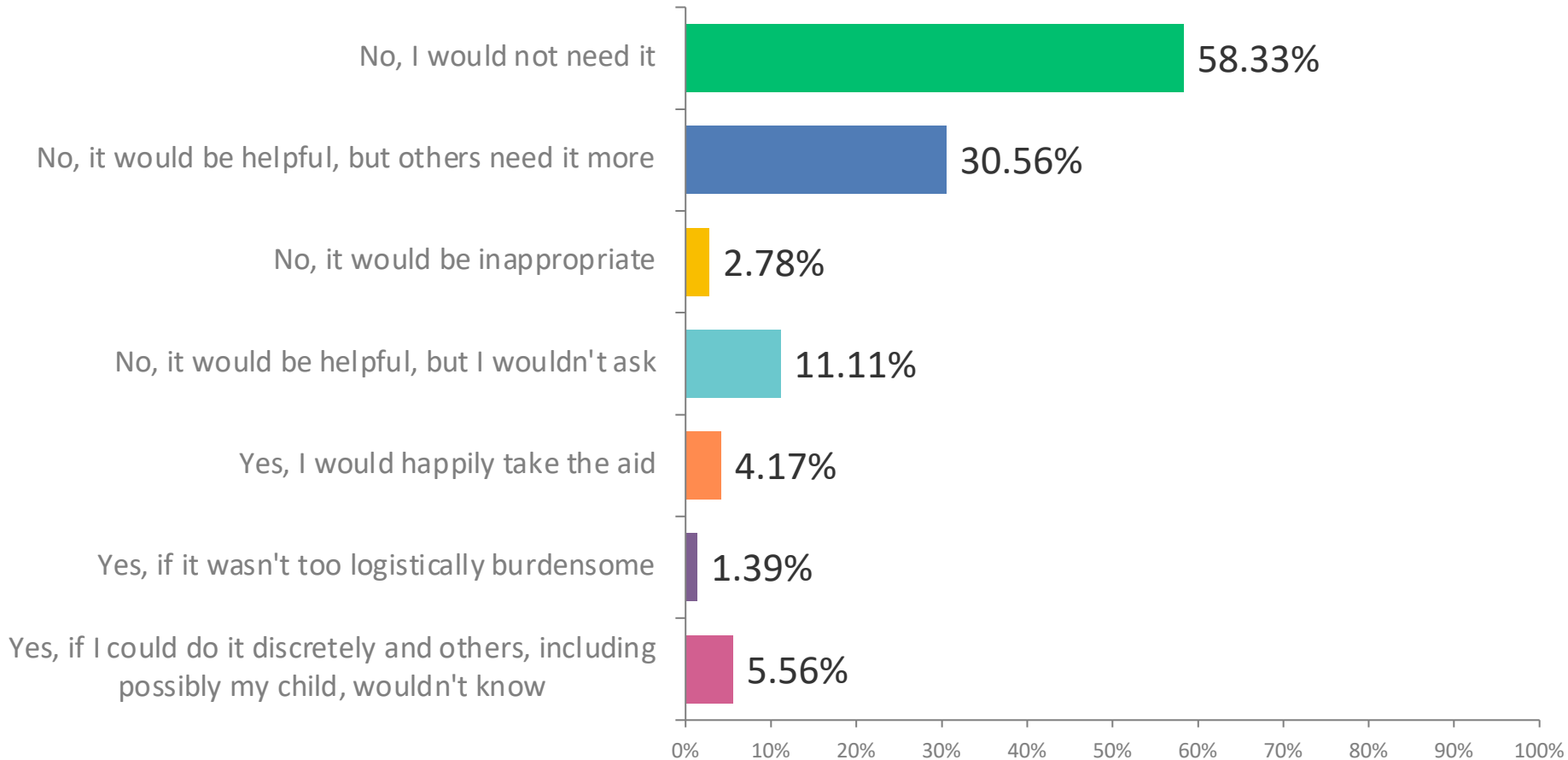
ANSWER CHOICES

RESPONSES

| | | |
|--|--------|-----|
| I don't mind them and have no concerns about paying for them | 64.38% | 47 |
| The fees make sense, but I have difficulties paying for them | 4.11% | 3 |
| There are too many fees and they build up | 13.70% | 10 |
| These fees should be a sliding scale based on need or similar | 16.44% | 12 |
| Some of these should be paid by the schools through other means | 9.59% | 7 |
| I feel that my child will miss out on things if I do not pay these fees | 24.66% | 18 |
| I have a real philosophical problem with some of these fees | 2.74% | 2 |
| None of these fees should happen, all should be paid with taxpayer money | 1.37% | 1 |
| TOTAL | | 100 |

Q57: If financial aid were available for any of the previous topics, would you anticipate using it? Please select all that apply.

Answered: 72 Skipped: 1



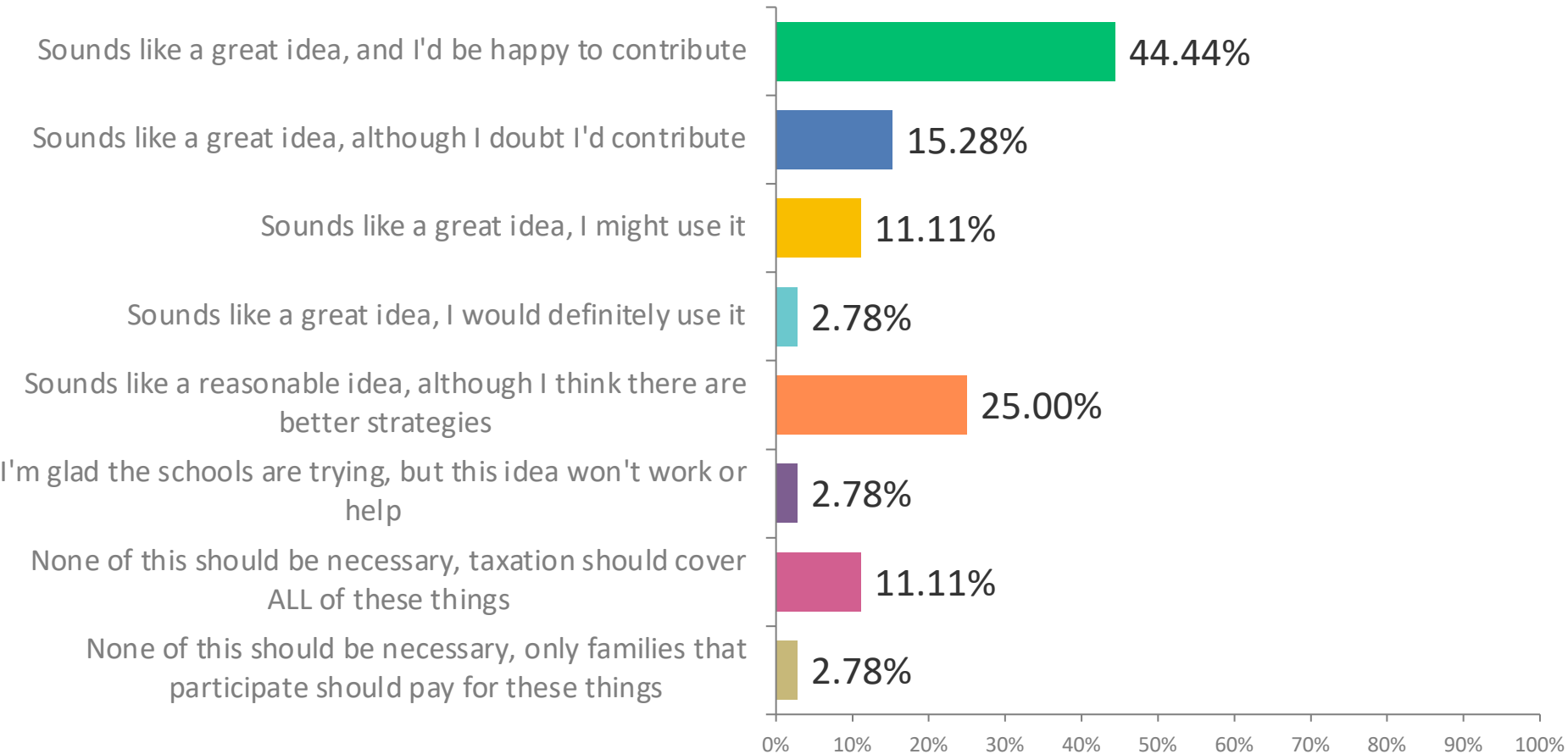
Q57: If financial aid were available for any of the previous topics, would you anticipate using it? Please select all that apply.

Answered: 72 Skipped: 1

| ANSWER CHOICES | RESPONSES | |
|---|-----------|----|
| No, I would not need it | 58.33% | 42 |
| No, it would be helpful, but others need it more | 30.56% | 22 |
| No, it would be inappropriate | 2.78% | 2 |
| No, it would be helpful, but I wouldn't ask | 11.11% | 8 |
| Yes, I would happily take the aid | 4.17% | 3 |
| Yes, if it wasn't too logistically burdensome | 1.39% | 1 |
| Yes, if I could do it discretely and others, including possibly my child, wouldn't know | 5.56% | 4 |
| TOTAL | | 82 |

Q59: How do you feel about a general financial aid fund, covered by donations, that would be used to help cover costs like this? Please select all that apply.

Answered: 72 Skipped: 1



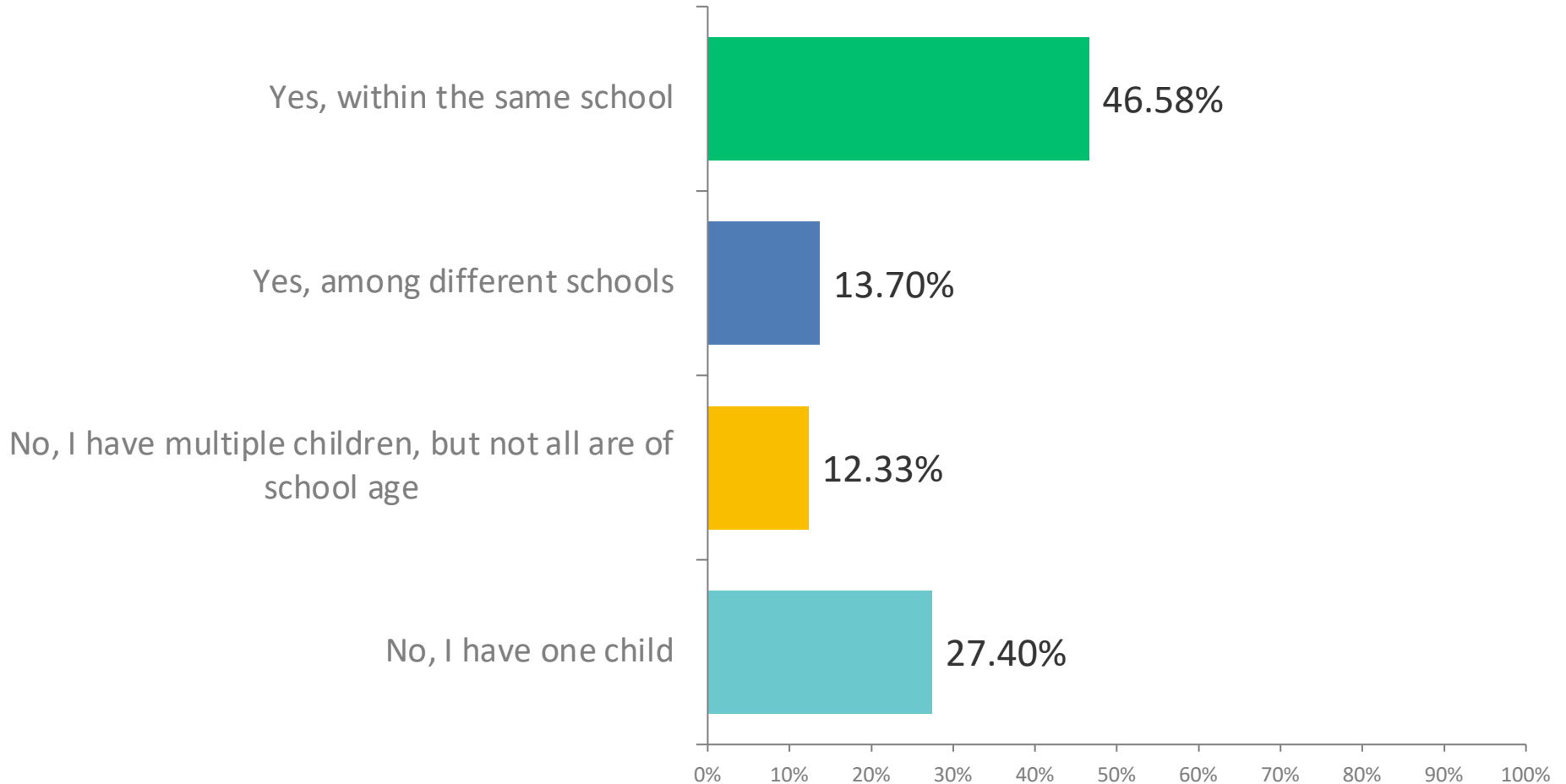
Q59: How do you feel about a general financial aid fund, covered by donations, that would be used to help cover costs like this? Please select all that apply.

Answered: 72 Skipped: 1

| ANSWER CHOICES | RESPONSES | |
|--|-----------|-----------|
| Sounds like a great idea, and I'd be happy to contribute | 44.44% | 32 |
| Sounds like a great idea, although I doubt I'd contribute | 15.28% | 11 |
| Sounds like a great idea, I might use it | 11.11% | 8 |
| Sounds like a great idea, I would definitely use it | 2.78% | 2 |
| Sounds like a reasonable idea, although I think there are better strategies | 25.00% | 18 |
| I'm glad the schools are trying, but this idea won't work or help | 2.78% | 2 |
| None of this should be necessary, taxation should cover ALL of these things | 11.11% | 8 |
| None of this should be necessary, only families that participate should pay for these things | 2.78% | 2 |
| TOTAL | | 83 |

Q61: Do you have multiple children in the schools?

Answered: 73 Skipped: 0



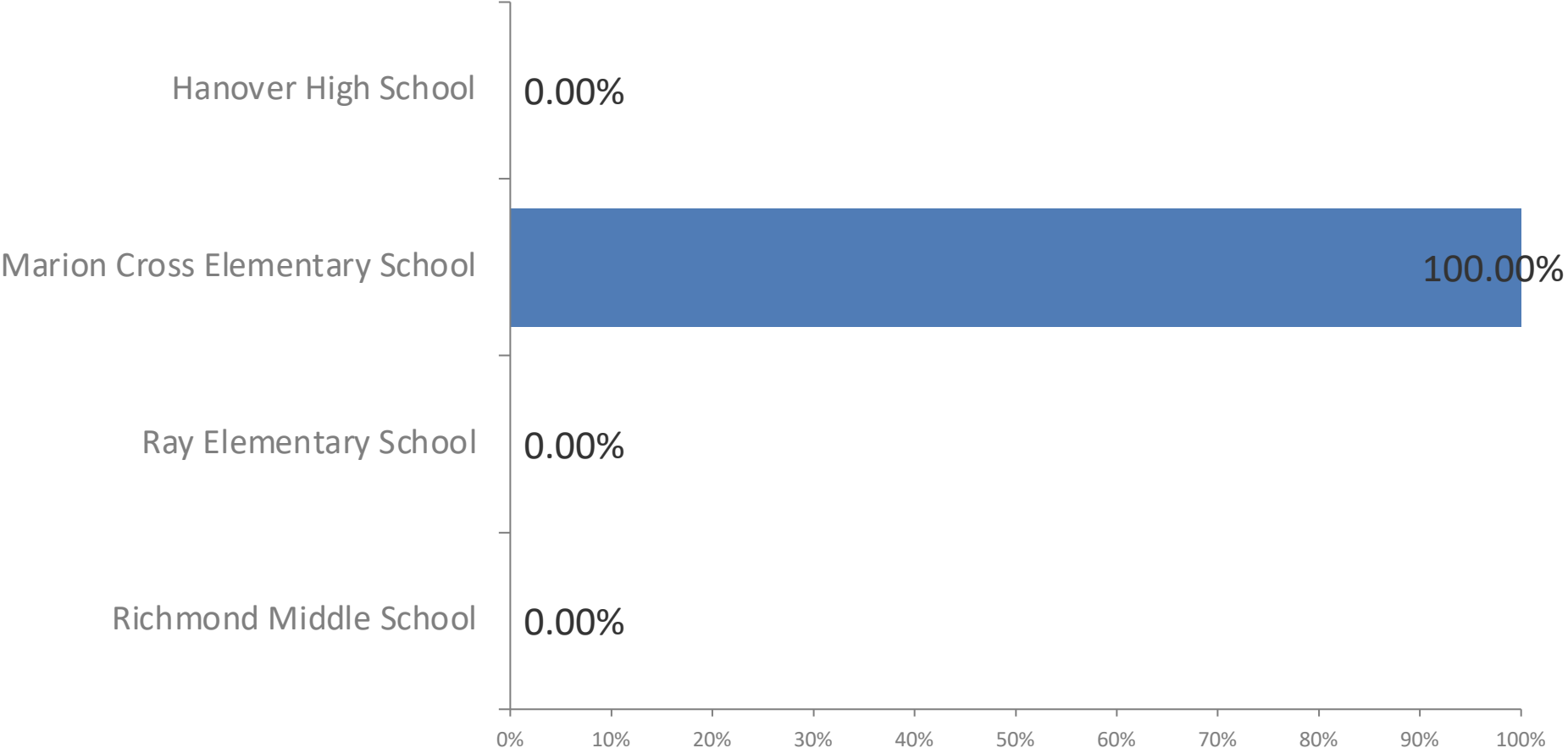
Q61: Do you have multiple children in the schools?

Answered: 73 Skipped: 0

| ANSWER CHOICES | RESPONSES | |
|---|-----------|----|
| Yes, within the same school | 46.58% | 34 |
| Yes, among different schools | 13.70% | 10 |
| No, I have multiple children, but not all are of school age | 12.33% | 9 |
| No, I have one child | 27.40% | 20 |
| TOTAL | | 73 |

Q62: Which school does your child currently attend?

Answered: 73 Skipped: 0



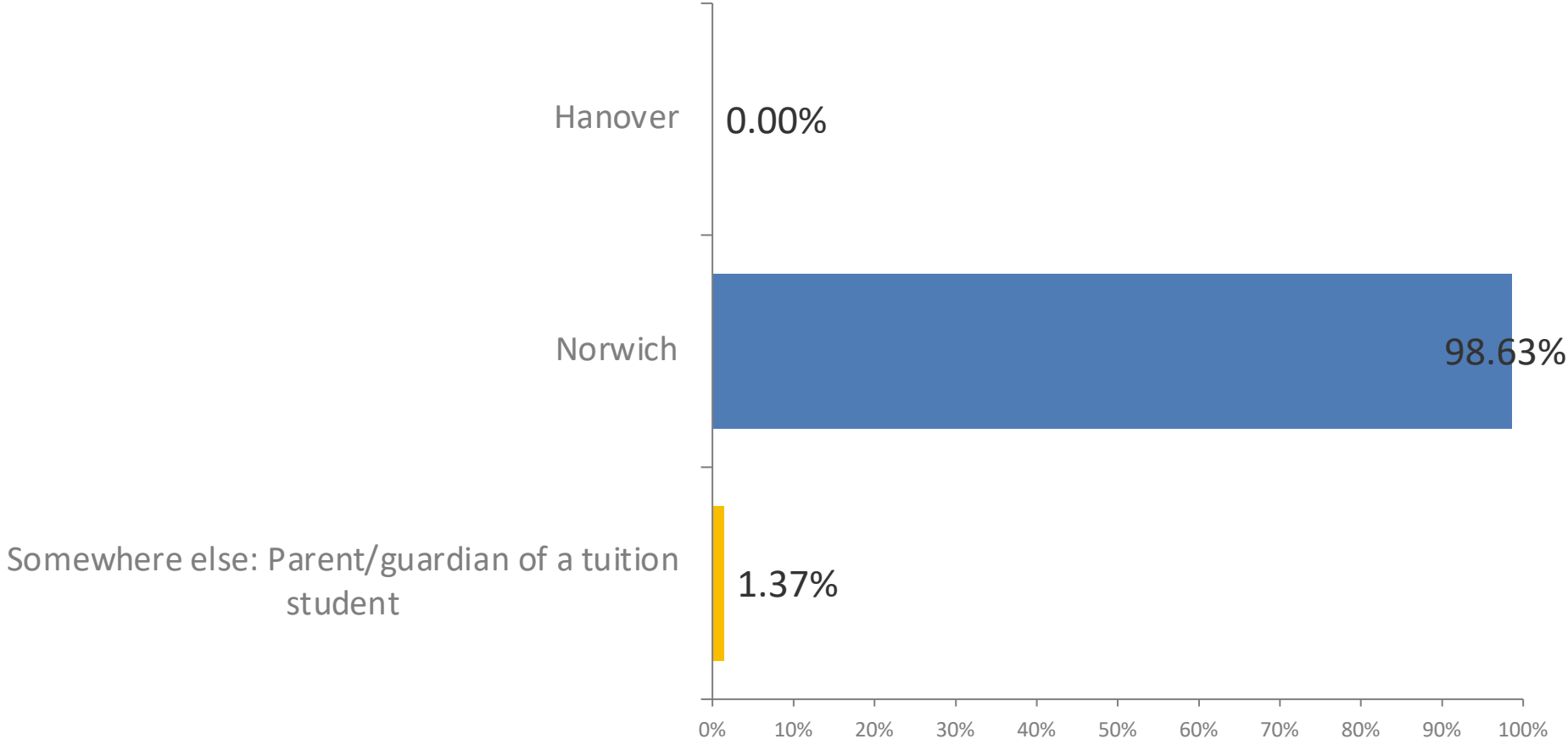
Q62: Which school does your child currently attend?

Answered: 73 Skipped: 0

| ANSWER CHOICES | RESPONSES | |
|--------------------------------|-----------|----|
| Hanover High School | 0% | 0 |
| Marion Cross Elementary School | 100% | 73 |
| Ray Elementary School | 0% | 0 |
| Richmond Middle School | 0% | 0 |
| TOTAL | | 73 |

Q63: Where do you live?

Answered: 73 Skipped: 0



Q63: Where do you live?

Answered: 73 Skipped: 0

ANSWER CHOICES

RESPONSES

Hanover

0%

0

Norwich

98.63%

72

Somewhere else: Parent/guardian of a tuition student

1.37%

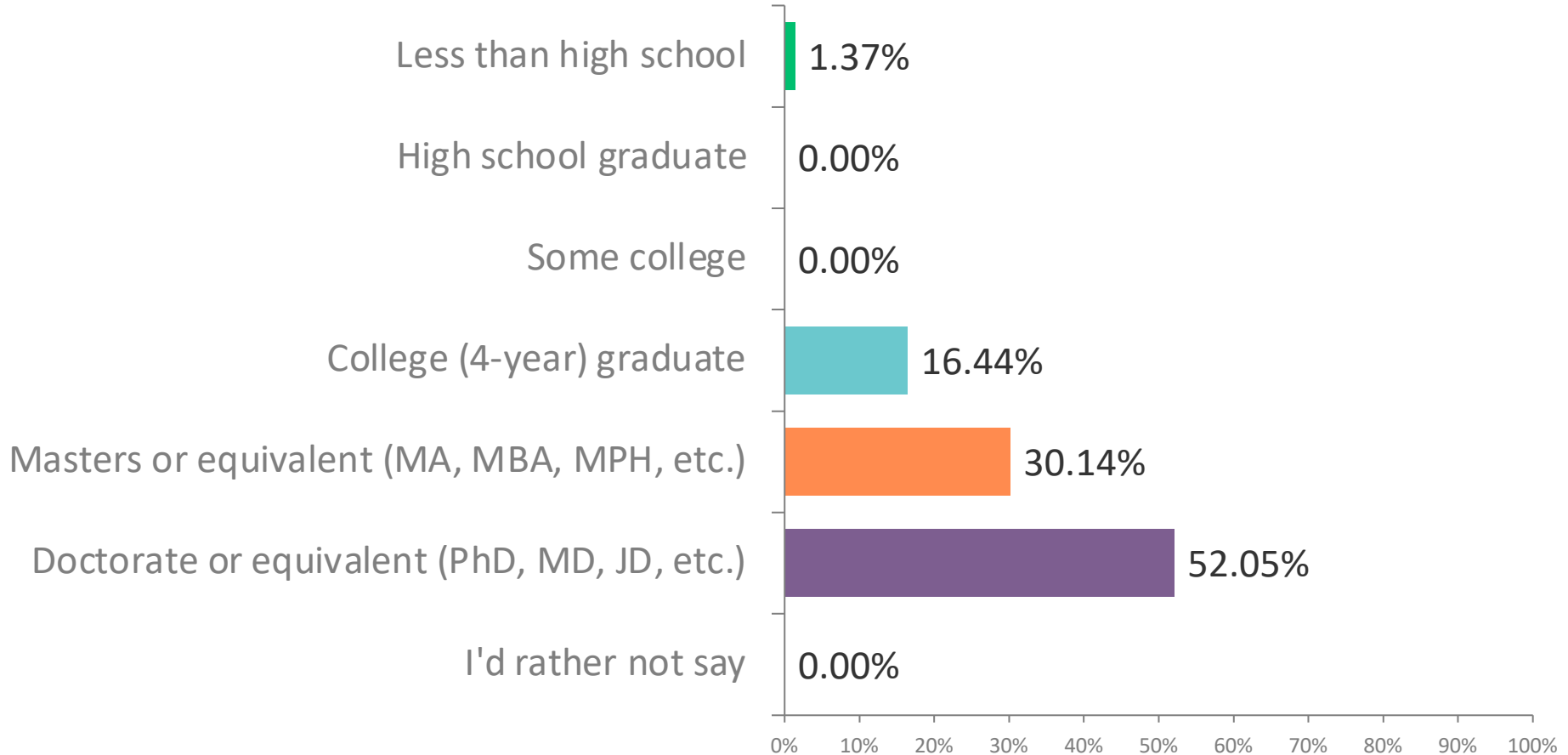
1

TOTAL

73

Q64: What is the highest educational attainment of a member of your immediate household?

Answered: 73 Skipped: 0



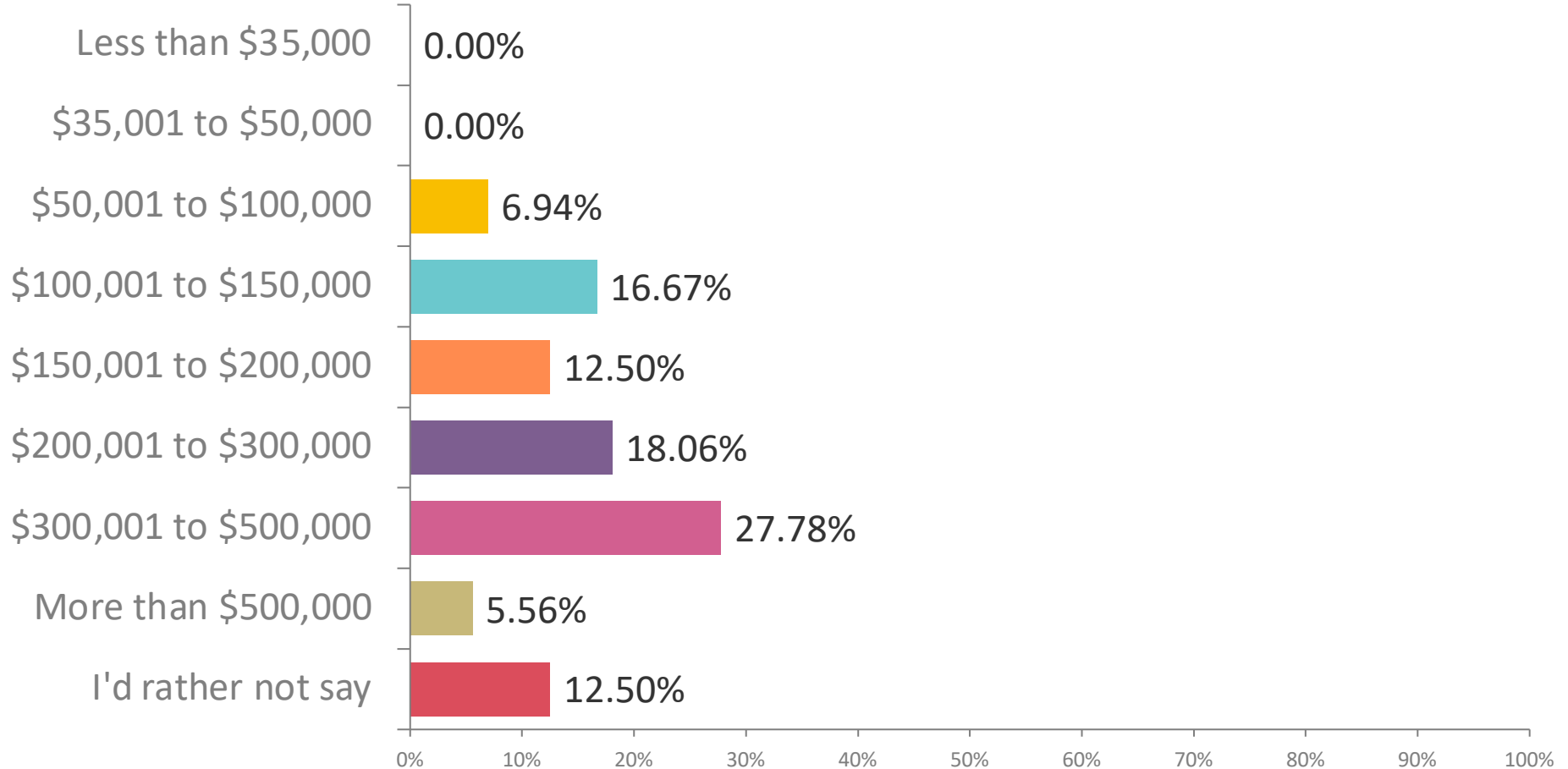
Q64: What is the highest educational attainment of a member of your immediate household?

Answered: 73 Skipped: 0

| ANSWER CHOICES | RESPONSES | |
|---|-----------|-----------|
| Less than high school | 1.37% | 1 |
| High school graduate | 0% | 0 |
| Some college | 0% | 0 |
| College (4-year) graduate | 16.44% | 12 |
| Masters or equivalent (MA, MBA, MPH, etc.) | 30.14% | 22 |
| Doctorate or equivalent (PhD, MD, JD, etc.) | 52.05% | 38 |
| I'd rather not say | 0% | 0 |
| TOTAL | | 73 |

Q65: What is your approximate household income?

Answered: 72 Skipped: 1



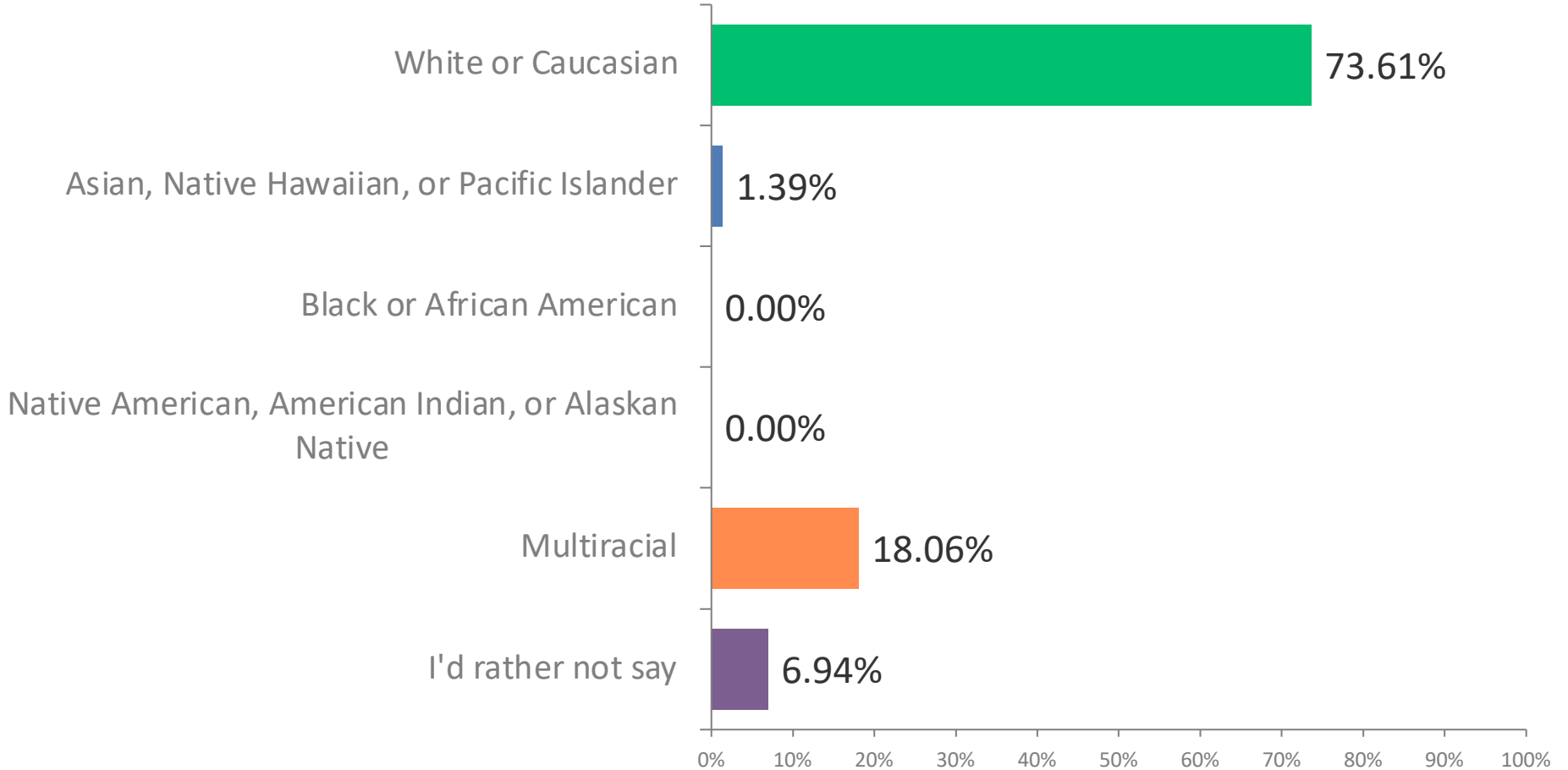
Q65: What is your approximate household income?

Answered: 72 Skipped: 1

| ANSWER CHOICES | RESPONSES | |
|------------------------|-----------|----|
| Less than \$35,000 | 0% | 0 |
| \$35,001 to \$50,000 | 0% | 0 |
| \$50,001 to \$100,000 | 6.94% | 5 |
| \$100,001 to \$150,000 | 16.67% | 12 |
| \$150,001 to \$200,000 | 12.50% | 9 |
| \$200,001 to \$300,000 | 18.06% | 13 |
| \$300,001 to \$500,000 | 27.78% | 20 |
| More than \$500,000 | 5.56% | 4 |
| I'd rather not say | 12.50% | 9 |
| TOTAL | | 72 |

Q66: What is the race of your child?

Answered: 72 Skipped: 1



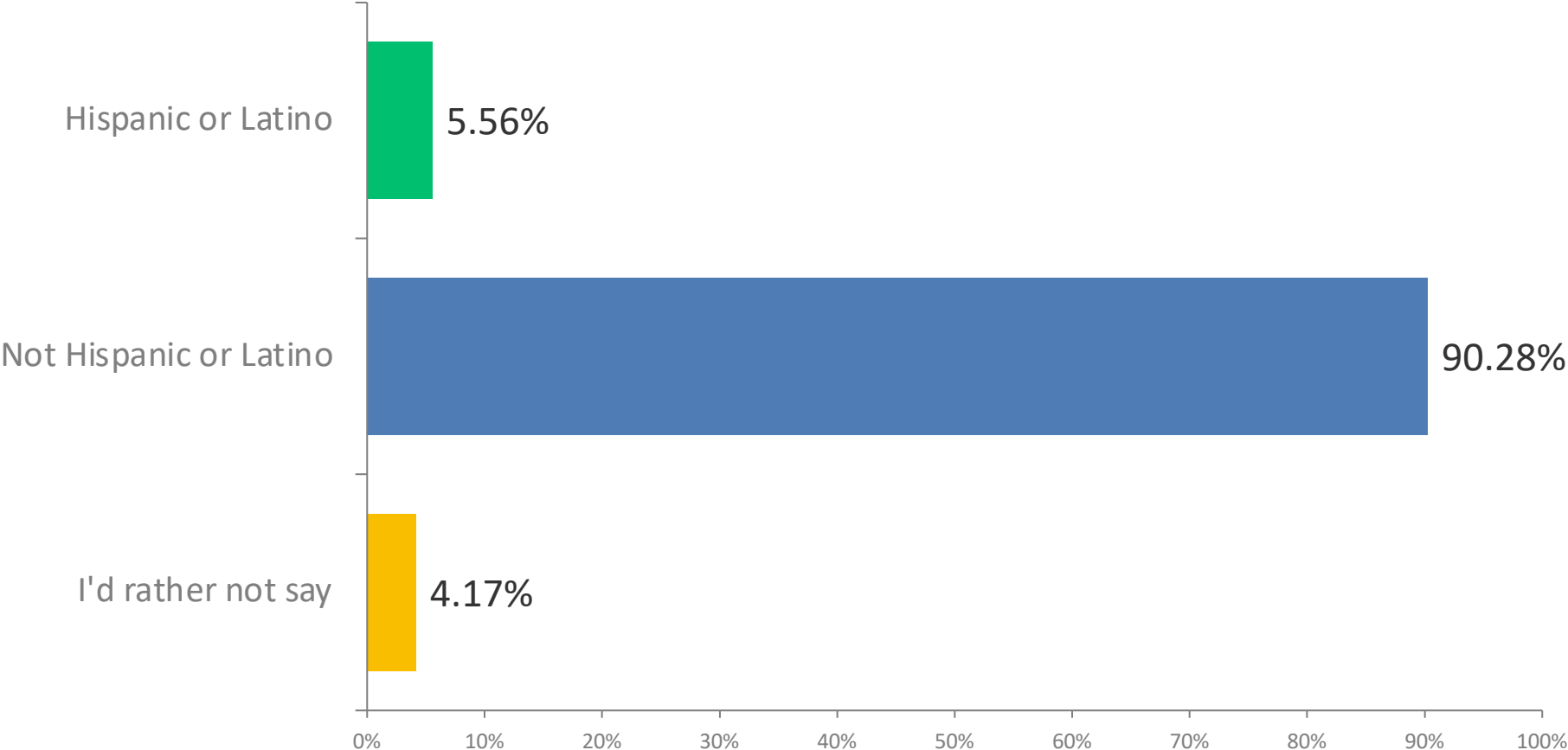
Q66: What is the race of your child?

Answered: 72 Skipped: 1

| ANSWER CHOICES | RESPONSES | |
|---|-----------|-----------|
| White or Caucasian | 73.61% | 53 |
| Asian, Native Hawaiian, or Pacific Islander | 1.39% | 1 |
| Black or African American | 0% | 0 |
| Native American, American Indian, or Alaskan Native | 0% | 0 |
| Multiracial | 18.06% | 13 |
| I'd rather not say | 6.94% | 5 |
| TOTAL | | 72 |

Q67: What is the ethnicity of your child?

Answered: 72 Skipped: 1



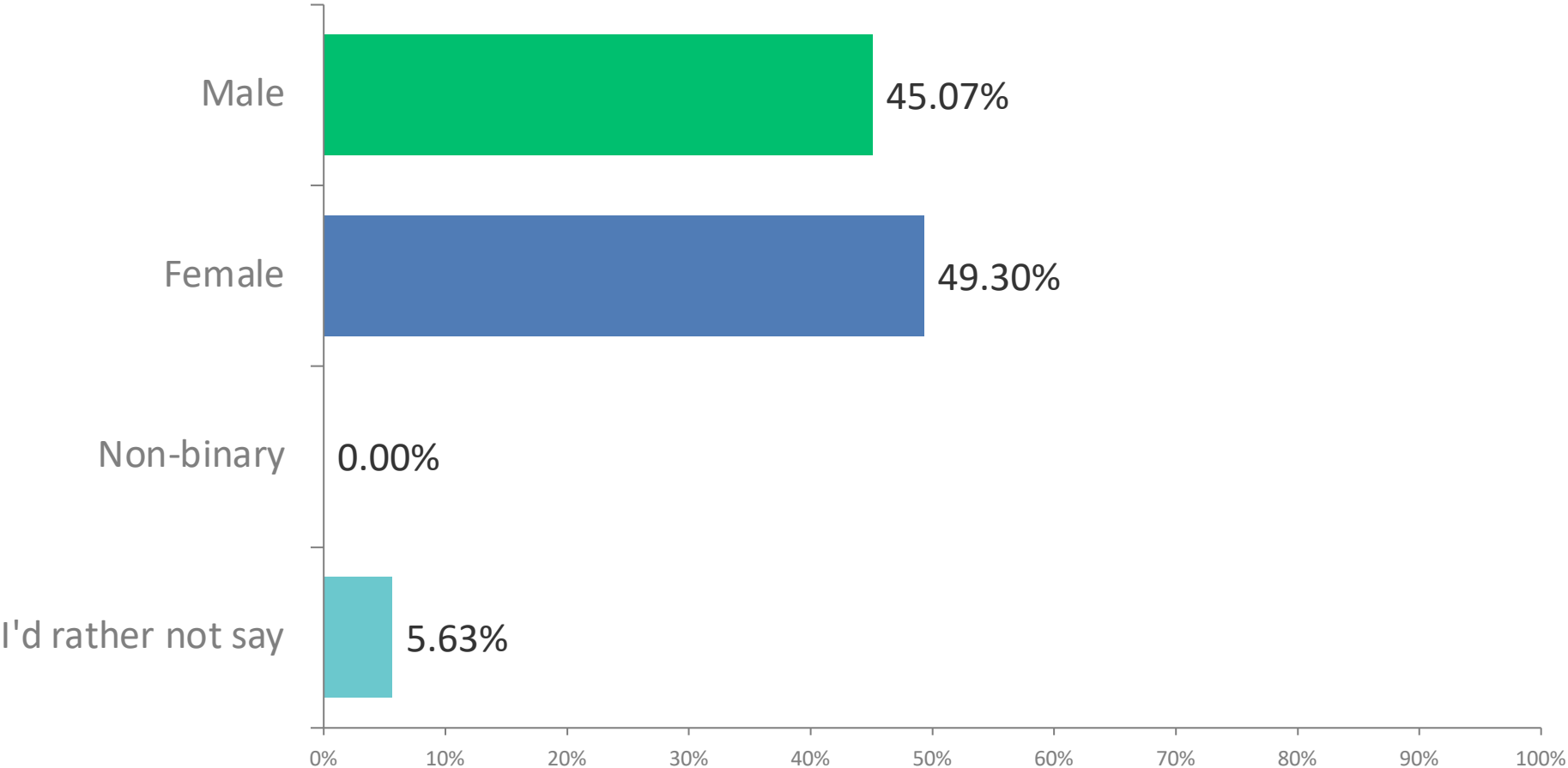
Q67: What is the ethnicity of your child?

Answered: 72 Skipped: 1

| ANSWER CHOICES | RESPONSES | |
|------------------------|-----------|----|
| Hispanic or Latino | 5.56% | 4 |
| Not Hispanic or Latino | 90.28% | 65 |
| I'd rather not say | 4.17% | 3 |
| TOTAL | | 72 |

Q68: What is the gender of your child?

Answered: 71 Skipped: 2



Q68: What is the gender of your child?

Answered: 71 Skipped: 2

| ANSWER CHOICES | RESPONSES | |
|--------------------|-----------|----|
| Male | 45.07% | 32 |
| Female | 49.30% | 35 |
| Non-binary | 0% | 0 |
| I'd rather not say | 5.63% | 4 |
| TOTAL | | 71 |