

SAU70 Comprehensive Family Costs Survey 2023: HHS Only

2023 SAU70 Comprehensive Family Costs Survey: 556 responses

- 252 responses specific to Hanover High School
- May 2023 survey sent out to parents/guardians
- Open from 5/8/23 until 5/24/23 with multiple reminders from Superintendent
- 69-Item survey
- Items included 31 free-text response questions; see next slide for summary
- Redacted (to eliminate potentially identifiable information) free-text responses will be available separately; 124-page PDF for all schools, 68 pages for HHS
 - Free-text responses similar to “no”, “NA”, etc. were removed

	Question	Subject	Comments	Specific	HHS
Survey Count: All: 556 HHS: 252	02	Schools Why Living Here	169	123	58
	04	Towns Financially Challenging	180	141	67
	06	Supplem. School Subjects	197	160	84
	08	Taxpayers Suppl School Subj	210	173	87
	10	Supplem Non-School Subj	129	90	41
	12	IEP / 504	114	67	30
Free-Text Counts →	14	Mental/Behavioral Health	107	63	27
	16	Nutritious Meals	97	52	25
	18	Technology Access	104	62	34
	20	Do Athletics?	125	92	42
	22	Athletics Taxpayers?	190	161	83
	24	Athletics Family Costs	145	109	56
	26	Do Performing Arts?	122	83	34

**Survey
Count:
All: 556
HHS:
252**

**Free-
Text
Counts
→**

	Question	Subject	Comments	Specific	HHS
	28	Performing Arts Taxpayers?	143	107	46
	30	Perform Family Costs	107	61	26
	32	Other Subject Activities?	100	55	18
	34	Other Subj. Taxpayers?	99	57	24
	36	Other Subj. Family Costs	65	21	8
	38	Spring Break Activities	129	99	53
	40	School Break Challenges	103	64	24
	42	Wednesday Challenges	120	86	30
	44	School Travel that Costs \$	101	60	37
	46	Travel \$ Family	108	65	37
	48	Travel \$ Taxpayers	143	106	51
	50	Addit. School Costs?	103	64	31
	52	Total Family \$ Spent	97	61	31

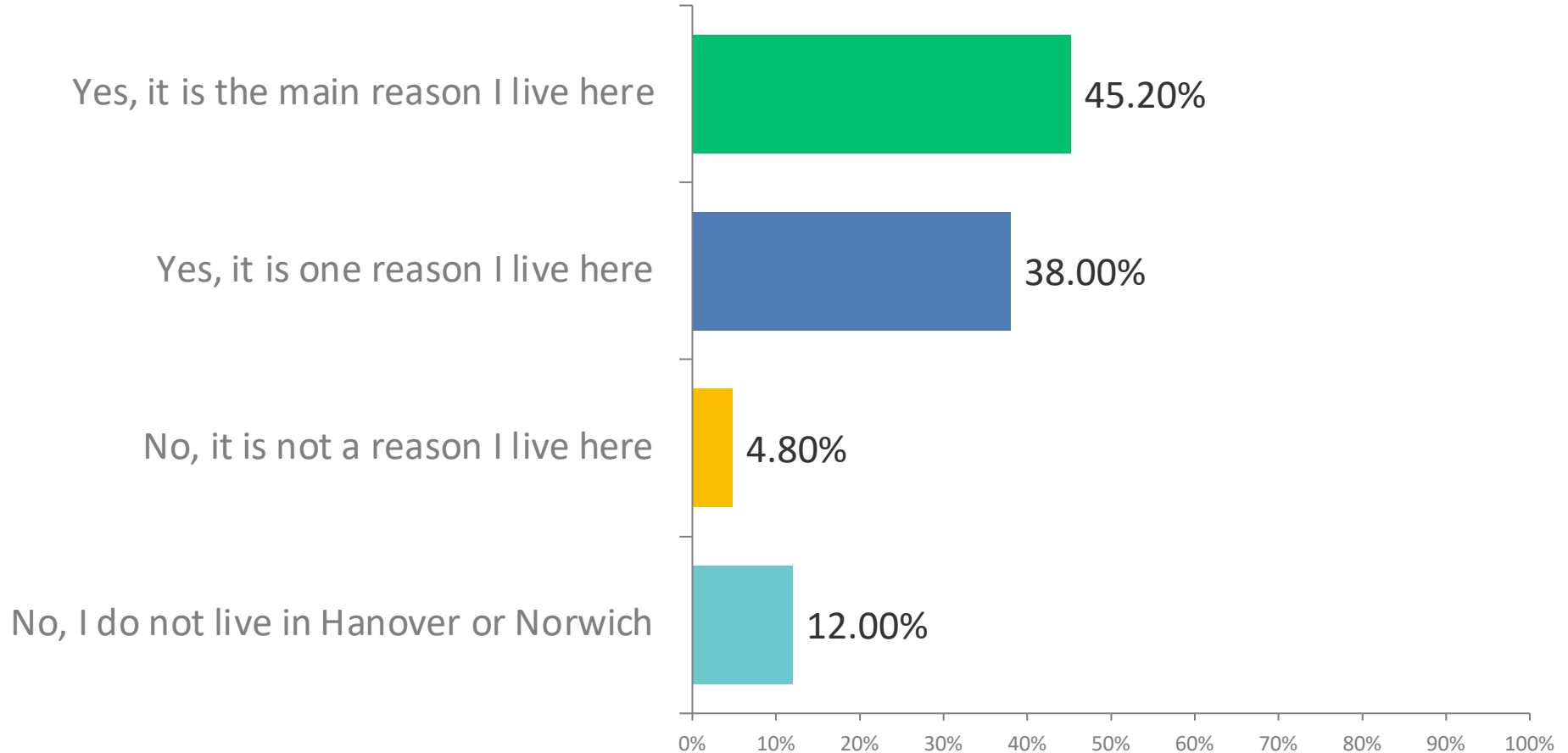
Question	Subject	Comments	Specific	HHS
54	Pressure to Pay	88	52	25
56	Feel About Total Costs	86	49	24
58	Use Financial Aid?	66	25	10
60	Financial Aid Fund?	102	68	36
69	Anything Else?	120	94	47
Totals	--	3,769	2,570	1,226

**Survey
Count:
All:
556
HHS:
252**

**Free-
Text
Counts
→**

Q1: Did the perceived quality of the SAU70 schools have an impact on your decision to live specifically in Hanover or Norwich?

Answered: 250 Skipped: 2



Q1: Did the perceived quality of the SAU70 schools have an impact on your decision to live specifically in Hanover or Norwich?

Answered: 250 Skipped: 2

ANSWER CHOICES

RESPONSES

Yes, it is the main reason I live here

45.20%

113

Yes, it is one reason I live here

38.00%

95

No, it is not a reason I live here

4.80%

12

No, I do not live in Hanover or Norwich

12.00%

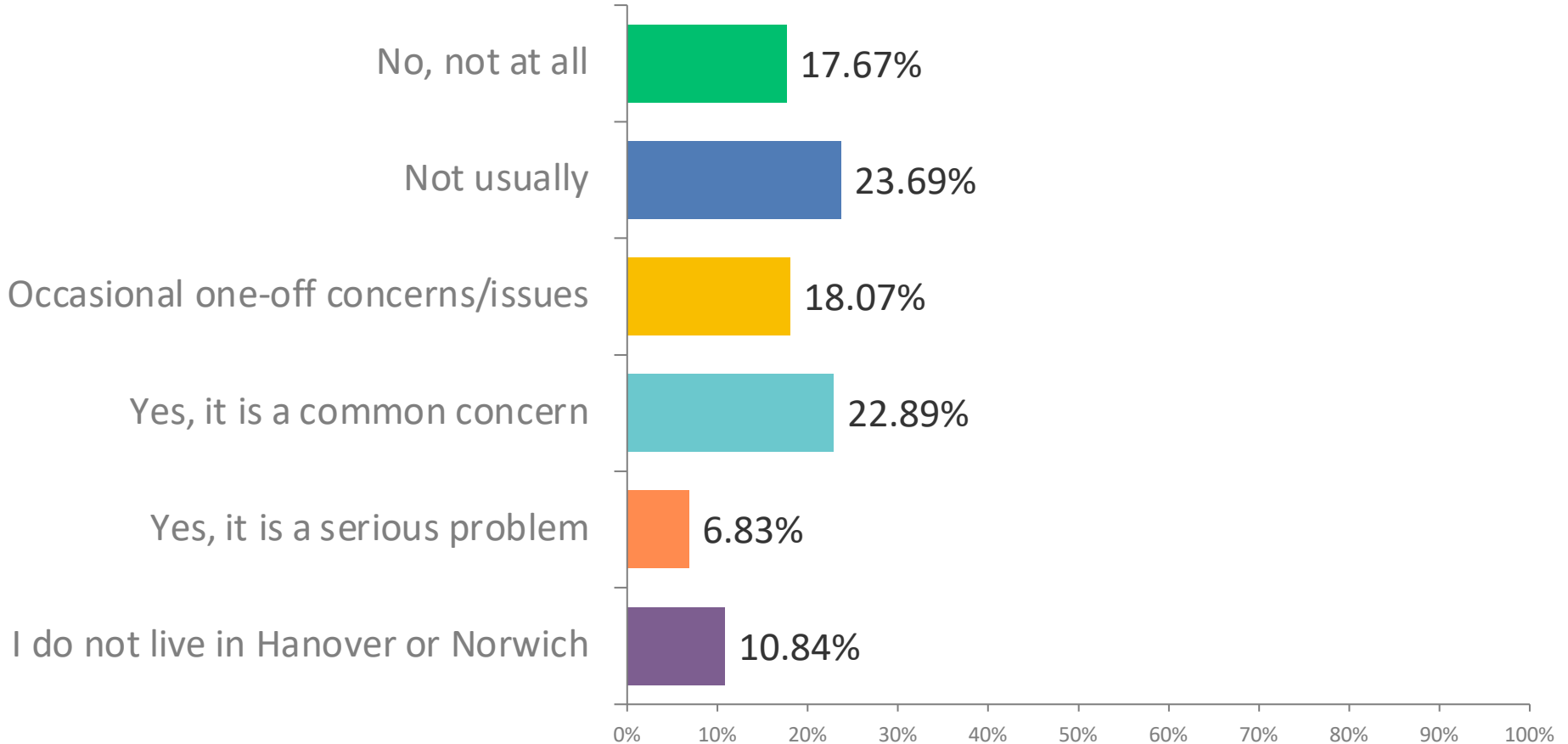
30

TOTAL

250

Q3: Generally, is living in Hanover or Norwich financially challenging for your family?

Answered: 249 Skipped: 3



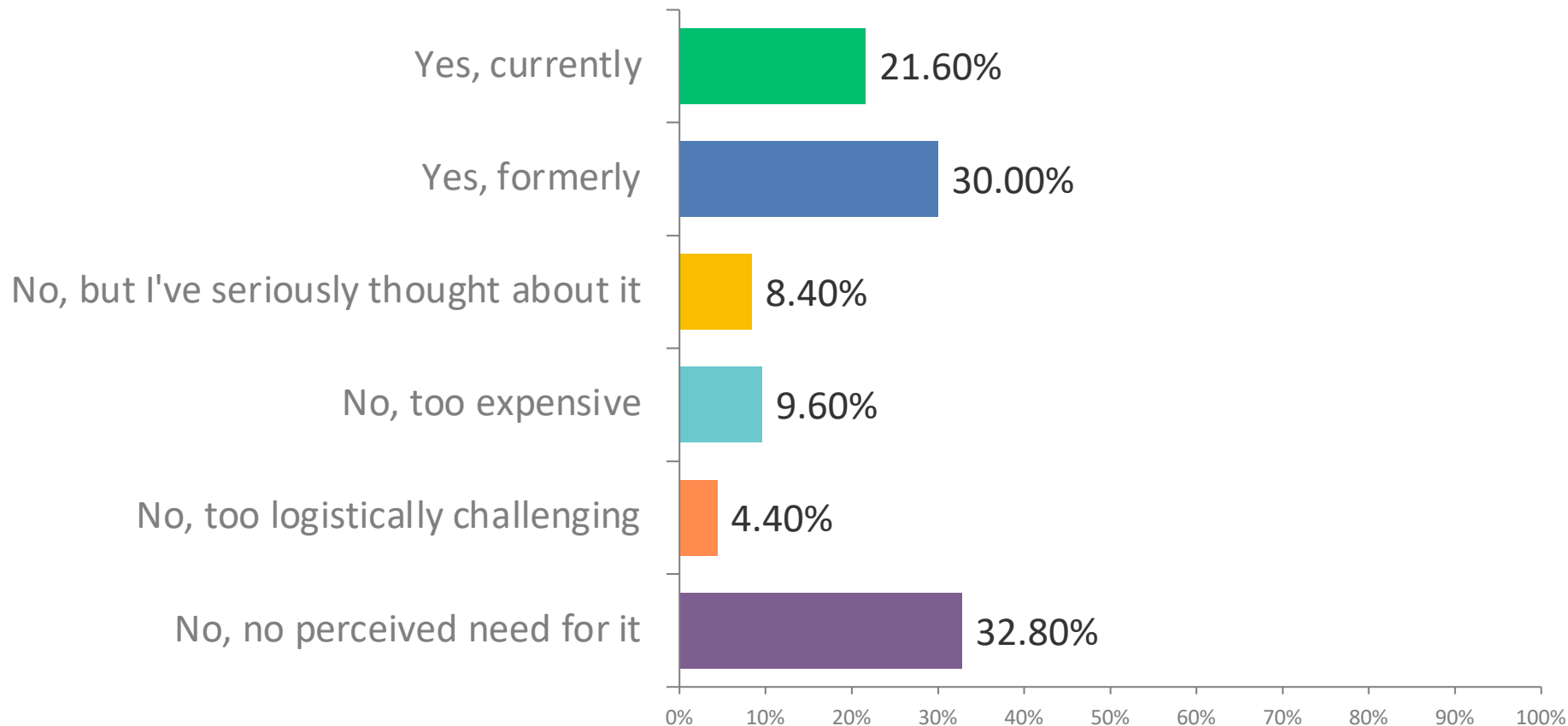
Q3: Generally, is living in Hanover or Norwich financially challenging for your family?

Answered: 249 Skipped: 3

ANSWER CHOICES	RESPONSES	
No, not at all	17.67%	44
Not usually	23.69%	59
Occasional one-off concerns/issues	18.07%	45
Yes, it is a common concern	22.89%	57
Yes, it is a serious problem	6.83%	17
I do not live in Hanover or Norwich	10.84%	27
TOTAL		249

Q5: Have you ever used a supplementary private educational service for your child, such as one-on-one tutoring or group-based lessons, for subjects also taught in school, such as math, reading, or writing? Please select all that apply.

Answered: 250 Skipped: 2



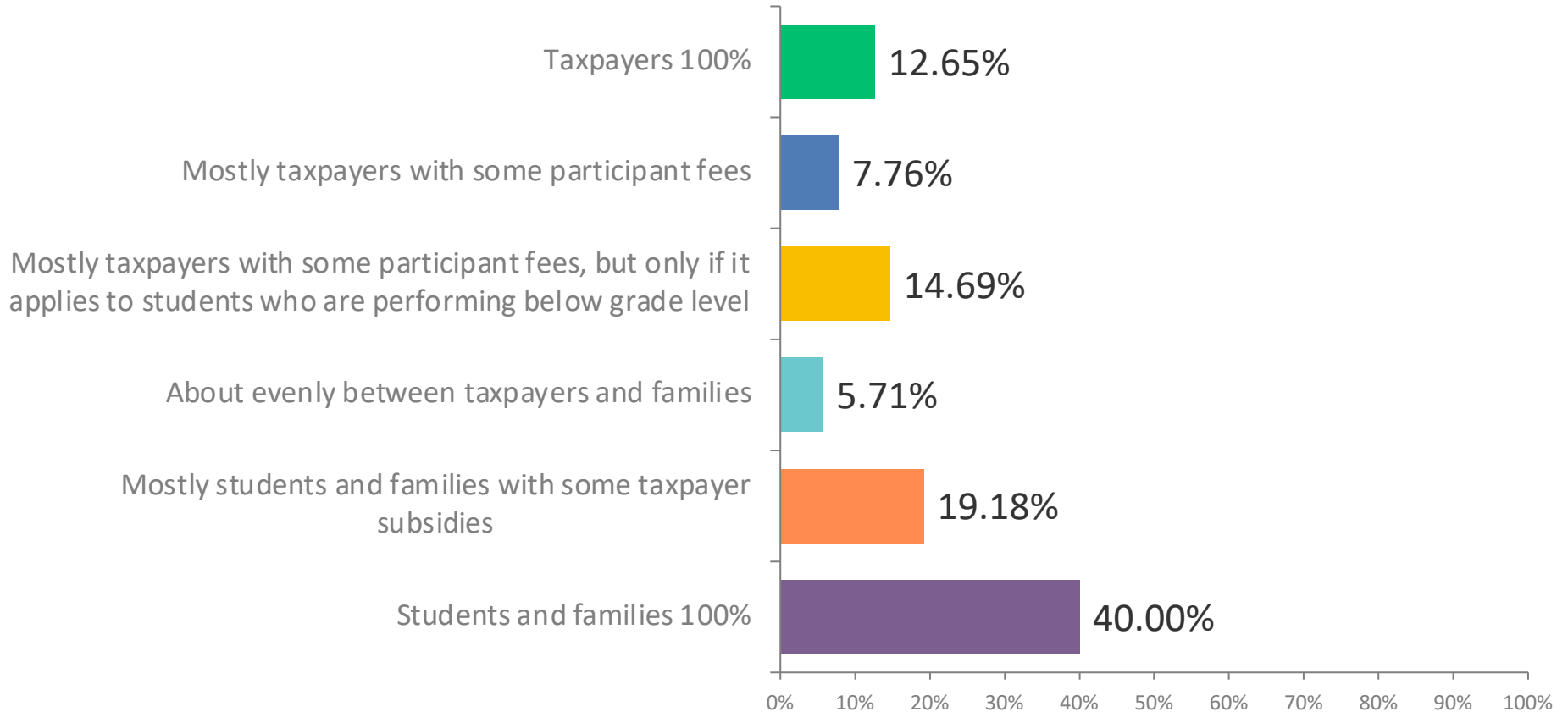
Q5: Have you ever used a supplementary private educational service for your child, such as one-on-one tutoring or group-based lessons, for subjects also taught in school, such as math, reading, or writing? Please select all that apply.

Answered: 250 Skipped: 2

ANSWER CHOICES	RESPONSES	
Yes, currently	21.60%	54
Yes, formerly	30.0%	75
No, but I've seriously thought about it	8.40%	21
No, too expensive	9.60%	24
No, too logistically challenging	4.40%	11
No, no perceived need for it	32.80%	82
TOTAL		267

Q7: Philosophically, do you feel that taxpayers should pay for the costs of these supplementary private educational activities for subjects taught in school, or should costs be borne out by participating students and their families?

Answered: 245 Skipped: 7



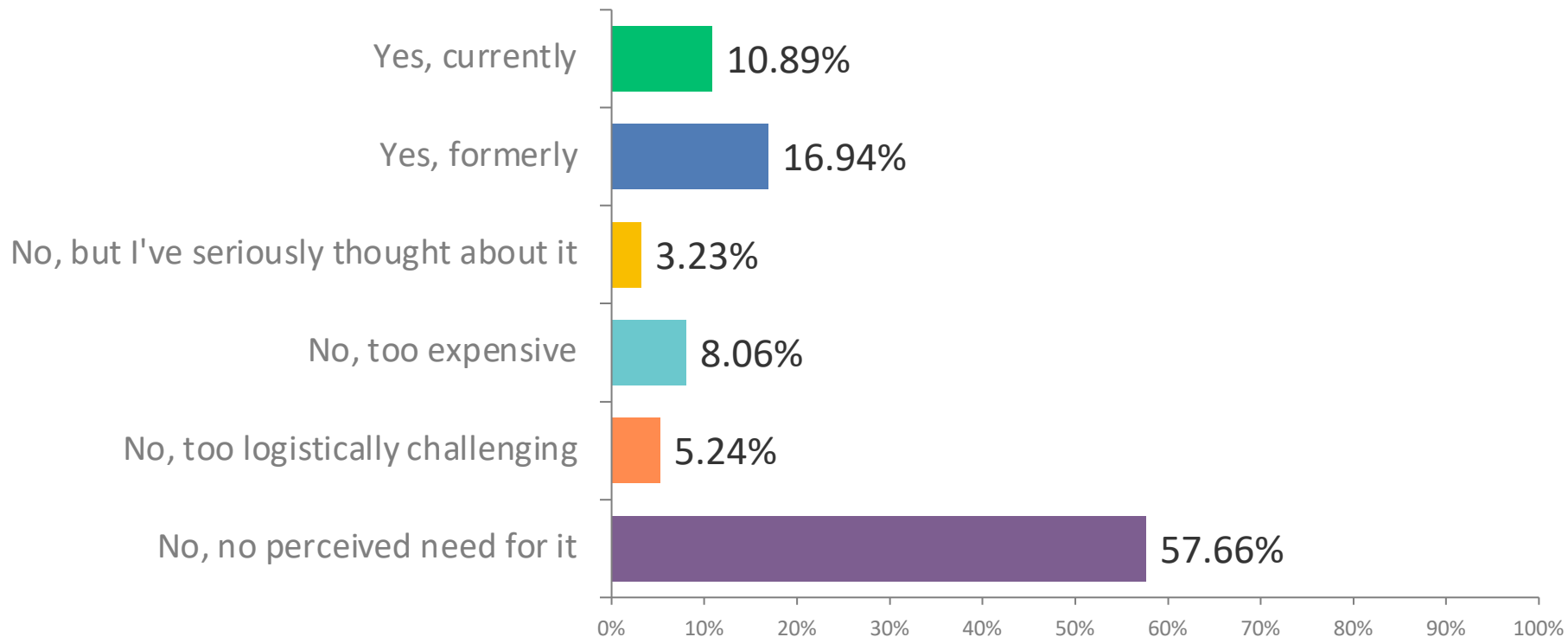
Q7: Philosophically, do you feel that taxpayers should pay for the costs of these supplementary private educational activities for subjects taught in school, or should costs be borne out by participating students and their families?

Answered: 245 Skipped: 7

ANSWER CHOICES	RESPONSES	
Taxpayers 100%	12.65%	31
Mostly taxpayers with some participant fees	7.76%	19
Mostly taxpayers with some participant fees, but only if it applies to students who are performing below grade level	14.69%	36
About evenly between taxpayers and families	5.71%	14
Mostly students and families with some taxpayer subsidies	19.18%	47
Students and families 100%	40.0%	98
TOTAL		245

Q9: Have you ever used a supplementary educational service for your child, such as one-on-one tutoring or group-based lessons, for supplementary academic subjects that are not taught in your school, such as coding or additional languages not currently taught? Please select all that apply. Note that we are not referring to subject-based camps that occur only during summer or vacation breaks.

Answered: 248 Skipped: 4



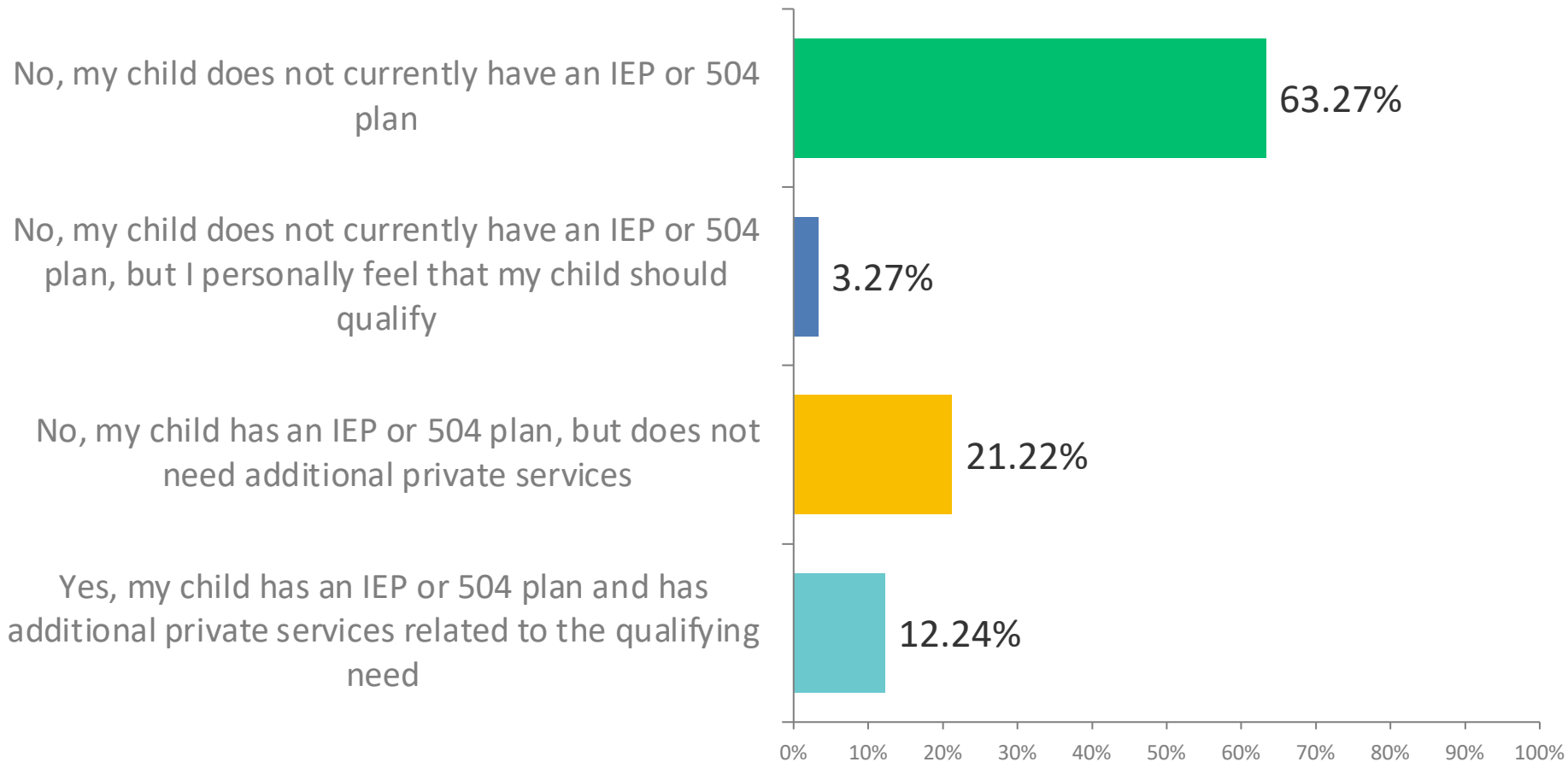
Q9: Have you ever used a supplementary educational service for your child, such as one-on-one tutoring or group-based lessons, for supplementary academic subjects that are not taught in your school, such as coding or additional languages not currently taught? Please select all that apply. Note that we are not referring to subject-based camps that occur only during summer or vacation breaks.

Answered: 248 Skipped: 4

ANSWER CHOICES	RESPONSES	
Yes, currently	10.89%	27
Yes, formerly	16.94%	42
No, but I've seriously thought about it	3.23%	8
No, too expensive	8.06%	20
No, too logistically challenging	5.24%	13
No, no perceived need for it	57.66%	143
TOTAL		253

Q11: If your child has an IEP or 504 plan, do you supplement this plan with private services?

Answered: 245 Skipped: 7



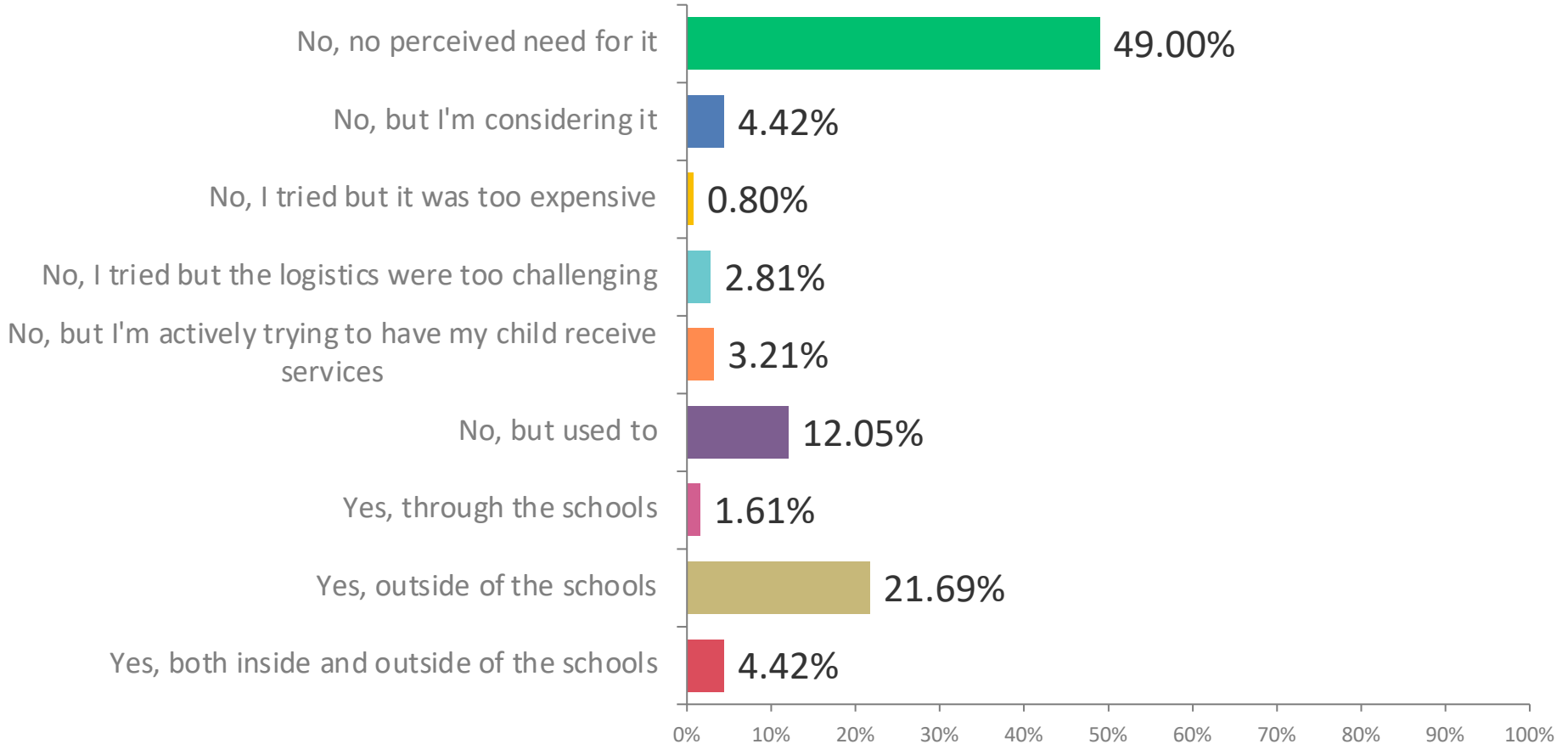
Q11: If your child has an IEP or 504 plan, do you supplement this plan with private services?

Answered: 245 Skipped: 7

ANSWER CHOICES	RESPONSES	
No, my child does not currently have an IEP or 504 plan	63.27%	155
No, my child does not currently have an IEP or 504 plan, but I personally feel that my child should qualify	3.27%	8
No, my child has an IEP or 504 plan, but does not need additional private services	21.22%	52
Yes, my child has an IEP or 504 plan and has additional private services related to the qualifying need	12.24%	30
TOTAL		245

Q13: Does your child currently receive mental health and/or behavioral health services?

Answered: 249 Skipped: 3



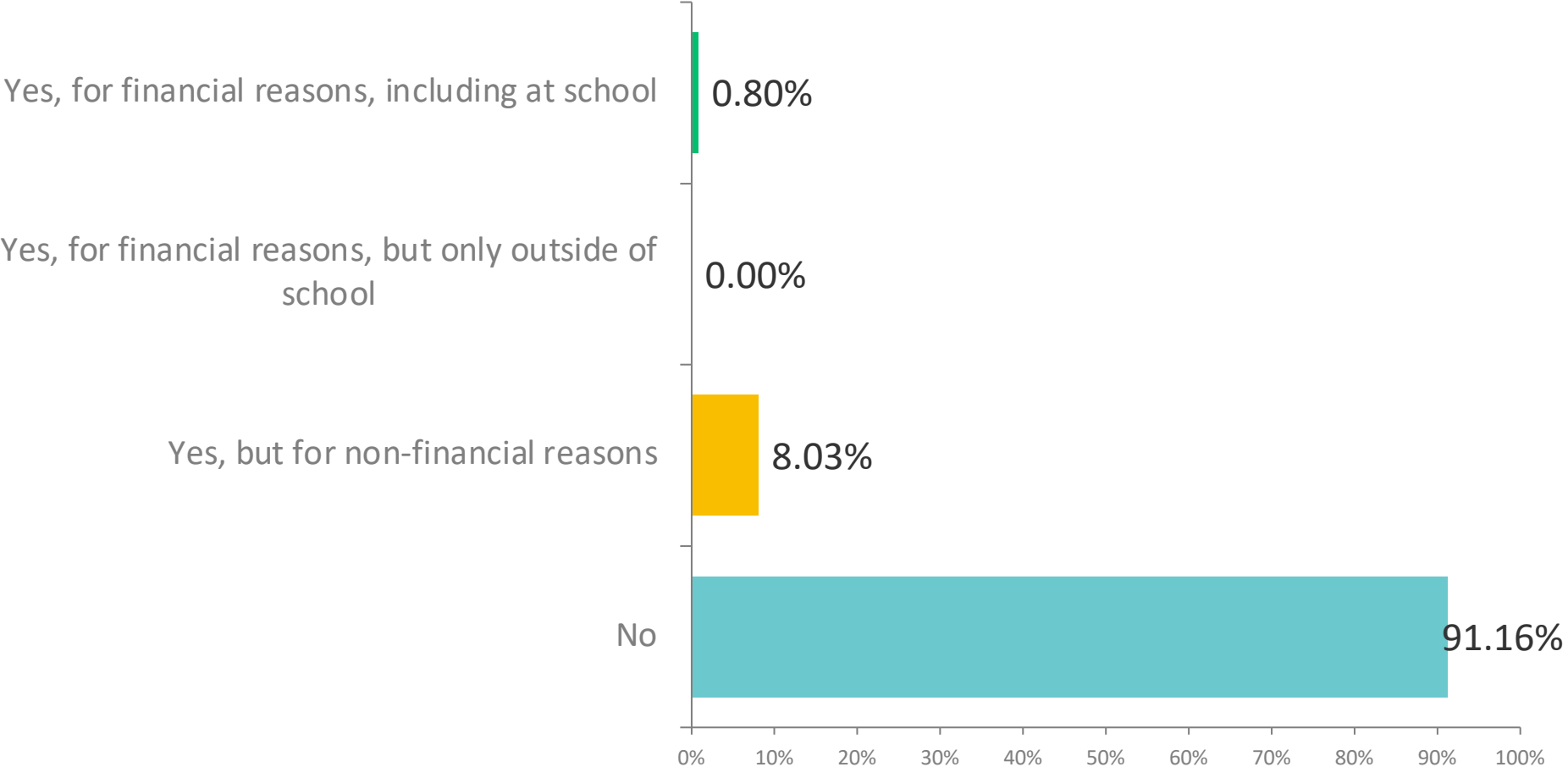
Q13: Does your child currently receive mental health and/or behavioral health services?

Answered: 249 Skipped: 3

ANSWER CHOICES	RESPONSES	
No, no perceived need for it	49.00%	122
No, but I'm considering it	4.42%	11
No, I tried but it was too expensive	0.80%	2
No, I tried but the logistics were too challenging	2.81%	7
No, but I'm actively trying to have my child receive services	3.21%	8
No, but used to	12.05%	30
Yes, through the schools	1.61%	4
Yes, outside of the schools	21.69%	54
Yes, both inside and outside of the schools	4.42%	11
TOTAL		249

Q15: Does your child have difficulty obtaining nutritious meals?

Answered: 249 Skipped: 3



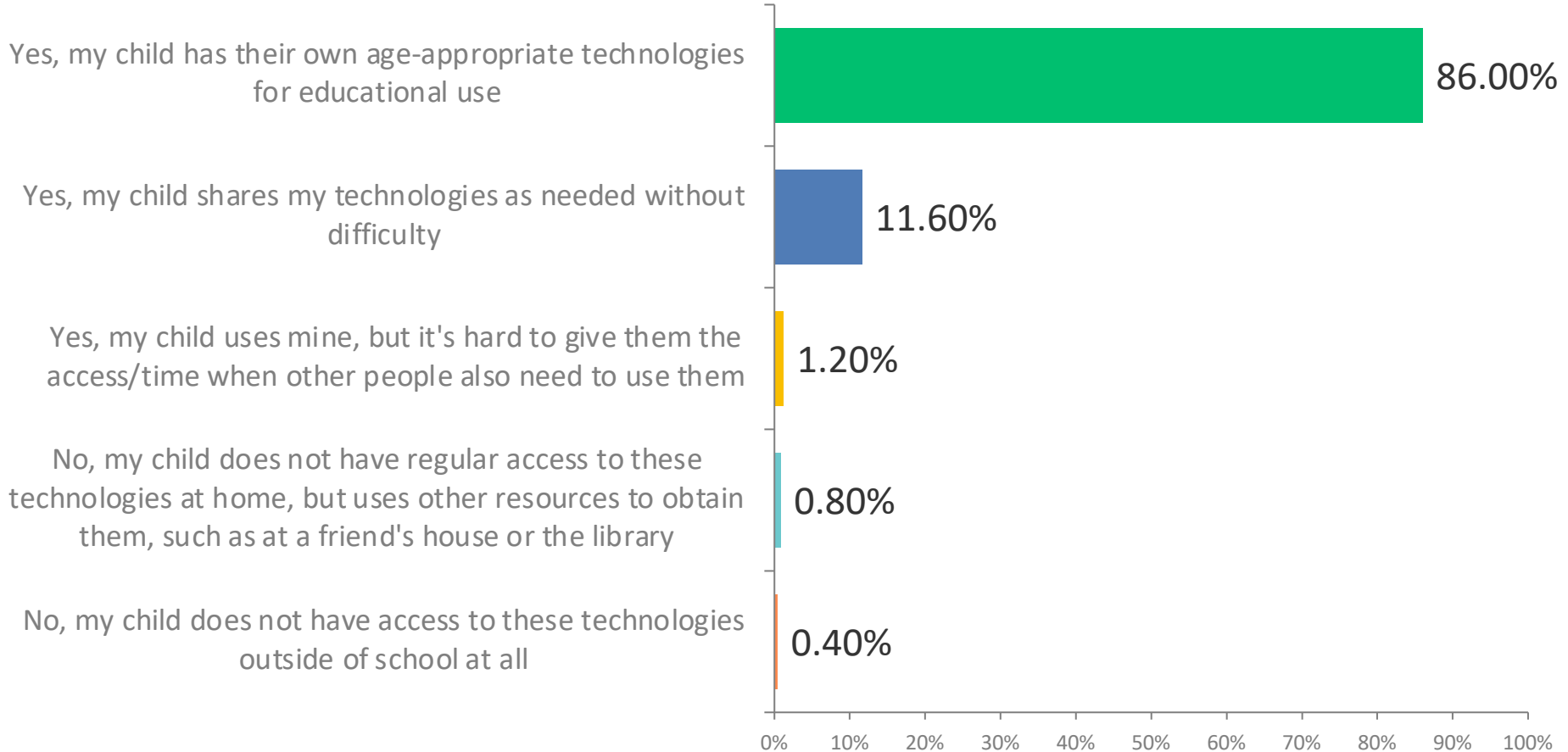
Q15: Does your child have difficulty obtaining nutritious meals?

Answered: 249 Skipped: 3

ANSWER CHOICES	RESPONSES	
Yes, for financial reasons, including at school	0.80%	2
Yes, for financial reasons, but only outside of school	0%	0
Yes, but for non-financial reasons	8.03%	20
No	91.16%	227
TOTAL		249

Q17: Does your child have regular access at home to technologies or devices needed for educational purposes, such as internet access, a computer, a tablet, or a printer?

Answered: 250
Skipped: 2

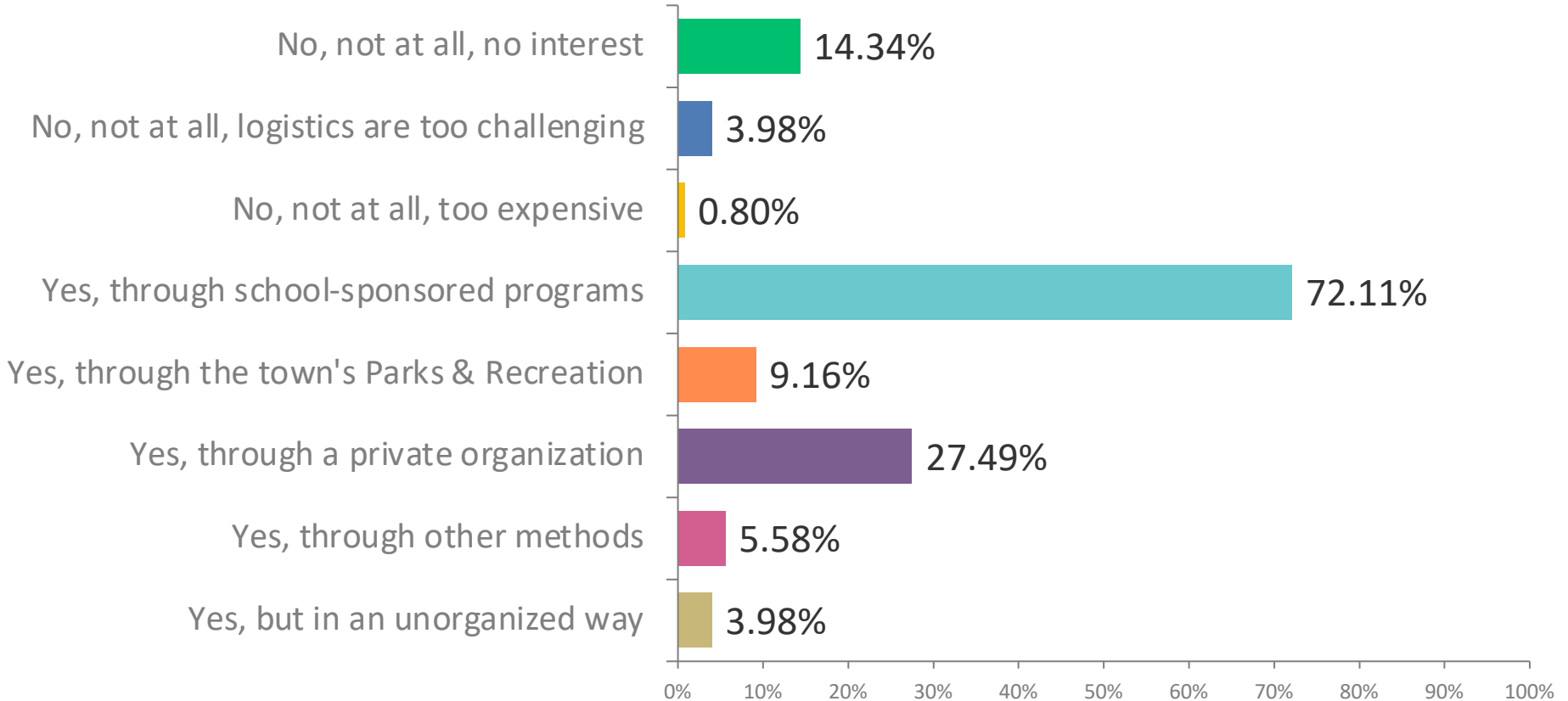


Q17: Does your child have regular access at home to technologies or devices needed for educational purposes, such as internet access, a computer, a tablet, or a printer? Answered: 250
Skipped: 2

ANSWER CHOICES	RESPONSES	
Yes, my child has their own age-appropriate technologies for educational use	86.00%	215
Yes, my child shares my technologies as needed without difficulty	11.60%	29
Yes, my child uses mine, but it's hard to give them the access/time when other people also need to use them	1.20%	3
No, my child does not have regular access to these technologies at home, but uses other resources to obtain them, such as at a friend's house or the library	0.80%	2
No, my child does not have access to these technologies outside of school at all	0.40%	1
TOTAL		250

Q19: During this 2022-2023 academic year, does your child participate in organized afterschool athletic activities of some sort? Please select all that apply. Note that we are not referring to subject-based camps that occur only during summer or vacation breaks.

Answered: 251 Skipped: 1



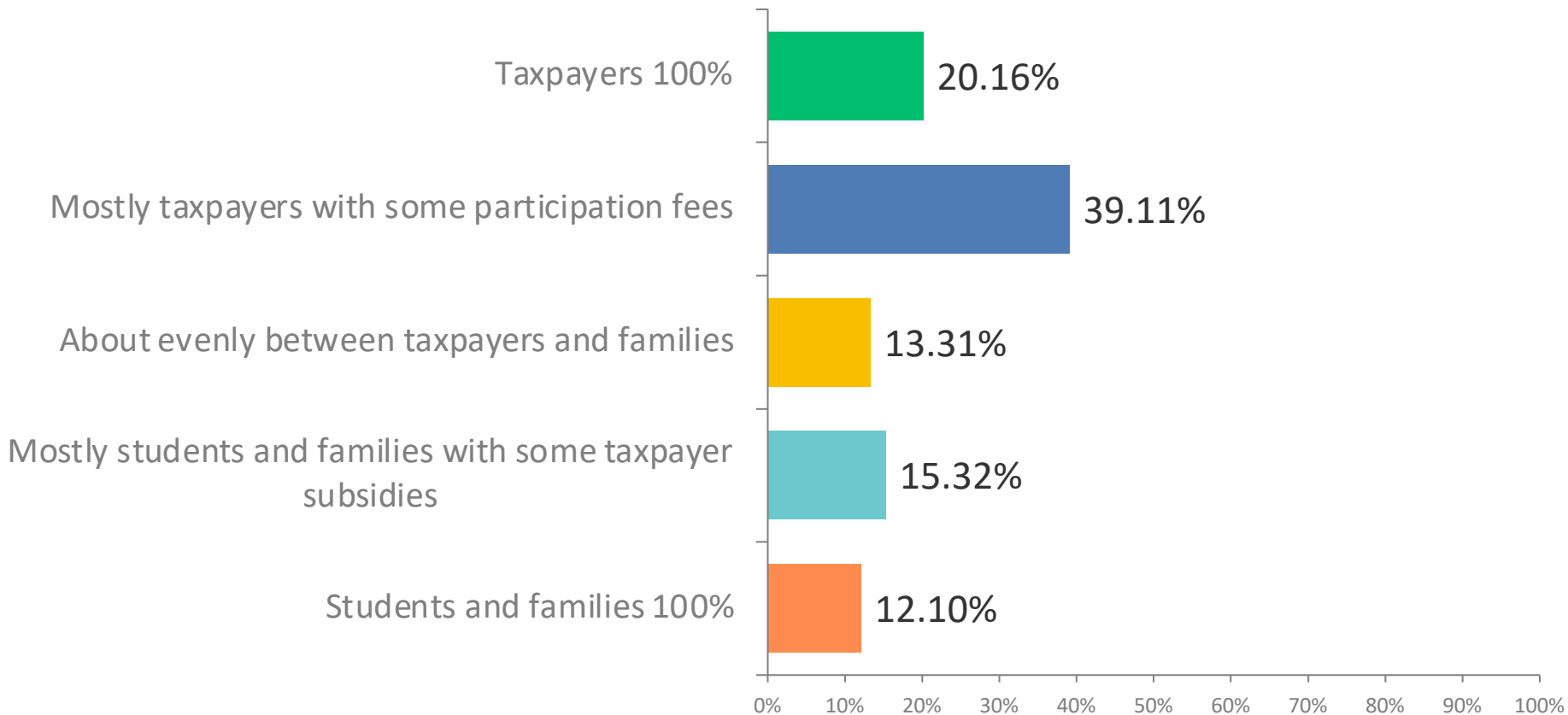
Q19: During this 2022-2023 academic year, does your child participate in organized afterschool athletic activities of some sort? Please select all that apply. Note that we are not referring to subject-based camps that occur only during summer or vacation breaks.

Answered: 251 Skipped: 1

ANSWER CHOICES	RESPONSES	
No, not at all, no interest	14.34%	36
No, not at all, logistics are too challenging	3.98%	10
No, not at all, too expensive	0.80%	2
Yes, through school-sponsored programs	72.11%	181
Yes, through the town's Parks & Recreation	9.16%	23
Yes, through a private organization	27.49%	69
Yes, through other methods	5.58%	14
Yes, but in an unorganized way	3.98%	10
TOTAL		345

Q21: Philosophically, do you feel that taxpayers should pay for the costs of these afterschool athletic activities, or should costs be borne out by participating students and their families?

Answered: 248 Skipped: 4

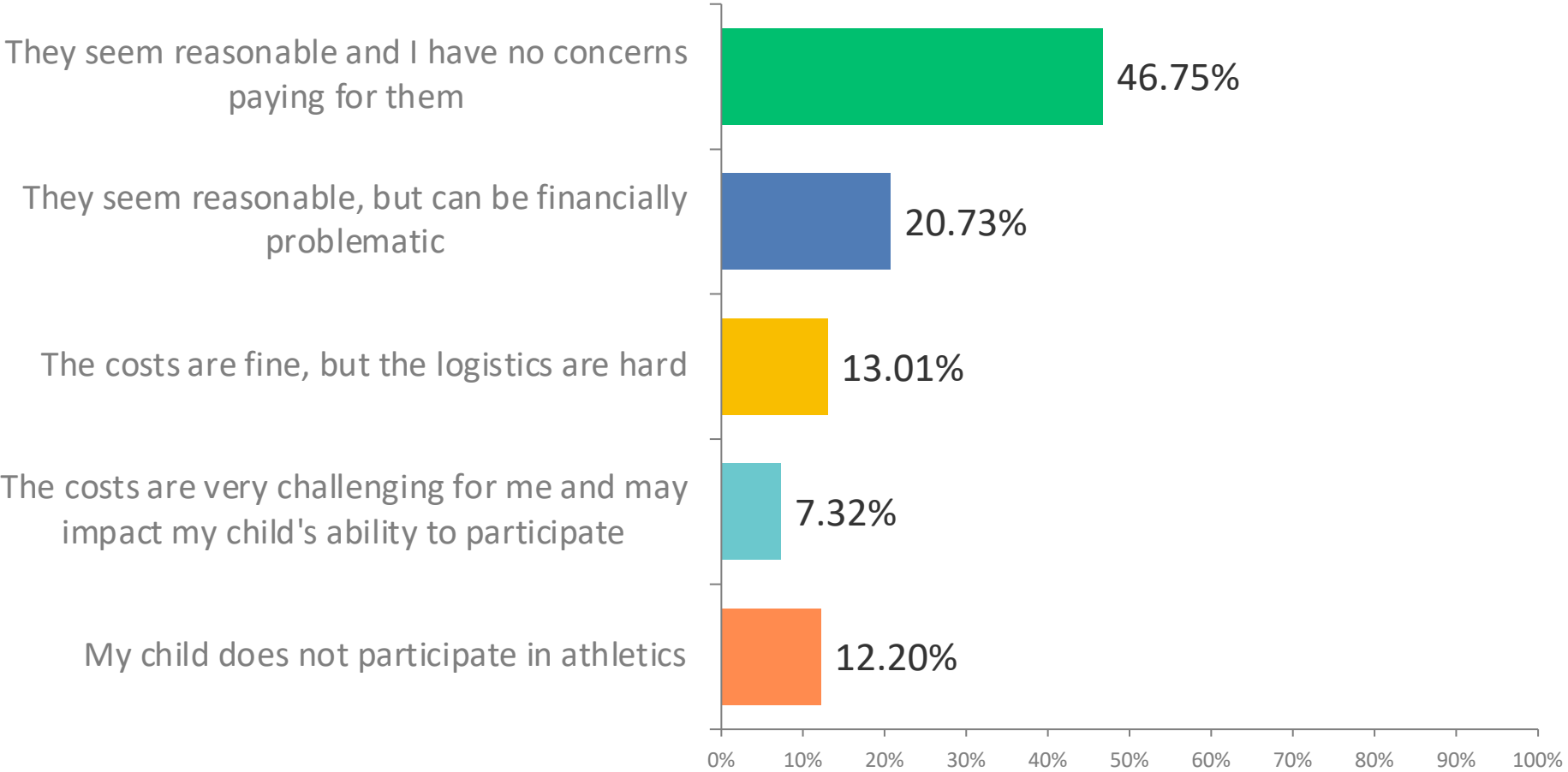


Q21: Philosophically, do you feel that taxpayers should pay for the costs of these afterschool athletic activities, or should costs be borne out by participating students and their families?

Answered: 248 Skipped: 4

ANSWER CHOICES	RESPONSES	
Taxpayers 100%	20.16%	50
Mostly taxpayers with some participation fees	39.11%	97
About evenly between taxpayers and families	13.31%	33
Mostly students and families with some taxpayer subsidies	15.32%	38
Students and families 100%	12.10%	30
TOTAL		248

Q23: How do you feel about the additional costs of athletics to your family? Answered: 246 Skipped: 6

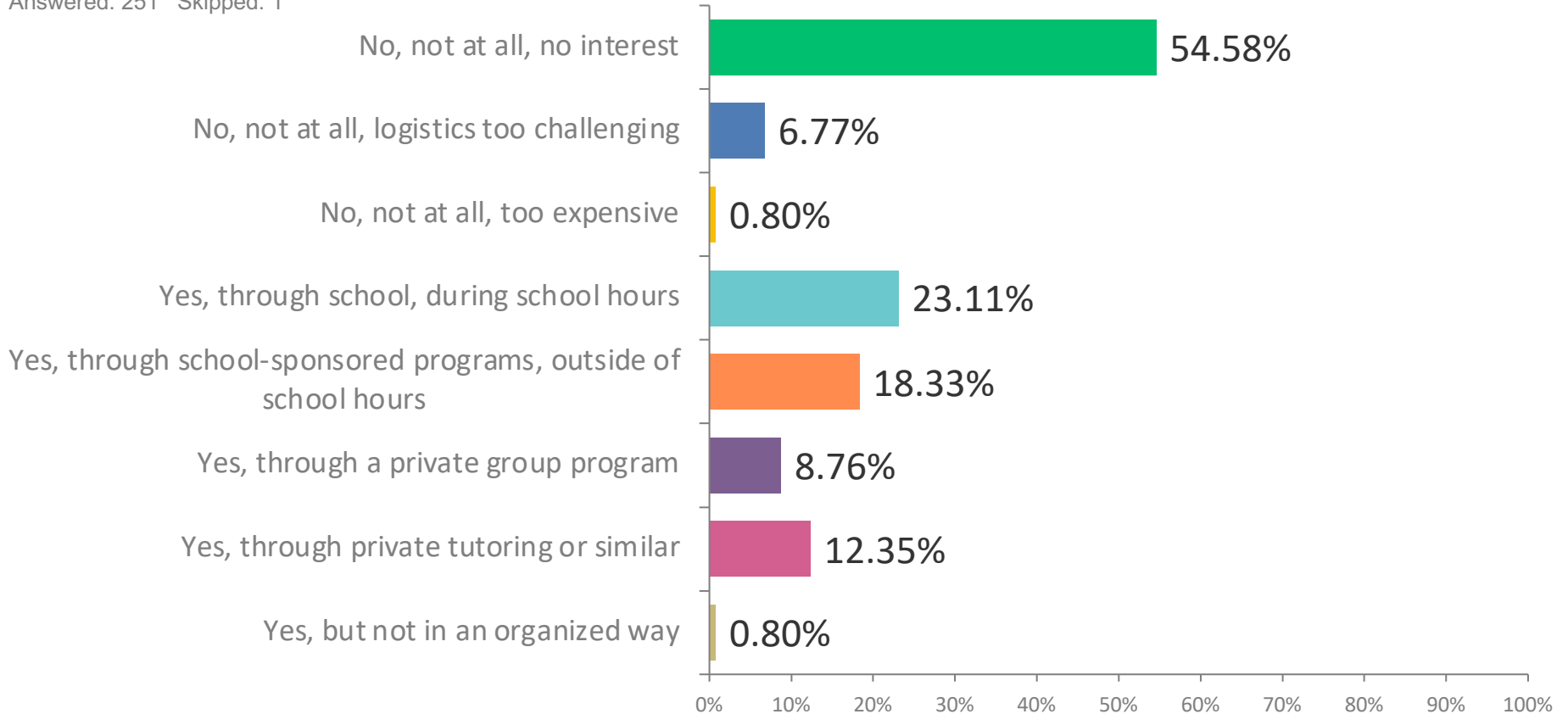


Q23: How do you feel about the additional costs of athletics to your family? Answered: 246 Skipped: 6

ANSWER CHOICES	RESPONSES	
They seem reasonable and I have no concerns paying for them	46.75%	115
They seem reasonable, but can be financially problematic	20.73%	51
The costs are fine, but the logistics are hard	13.01%	32
The costs are very challenging for me and may impact my child's ability to participate	7.32%	18
My child does not participate in athletics	12.20%	30
TOTAL		246

Q25: During this 2022-2023 academic year, does your child participate in performing arts, such as music or theatre, of some sort? Please select all that apply. Note that we are not referring to subject-based camps that occur only during summer or vacation breaks.

Answered: 251 Skipped: 1



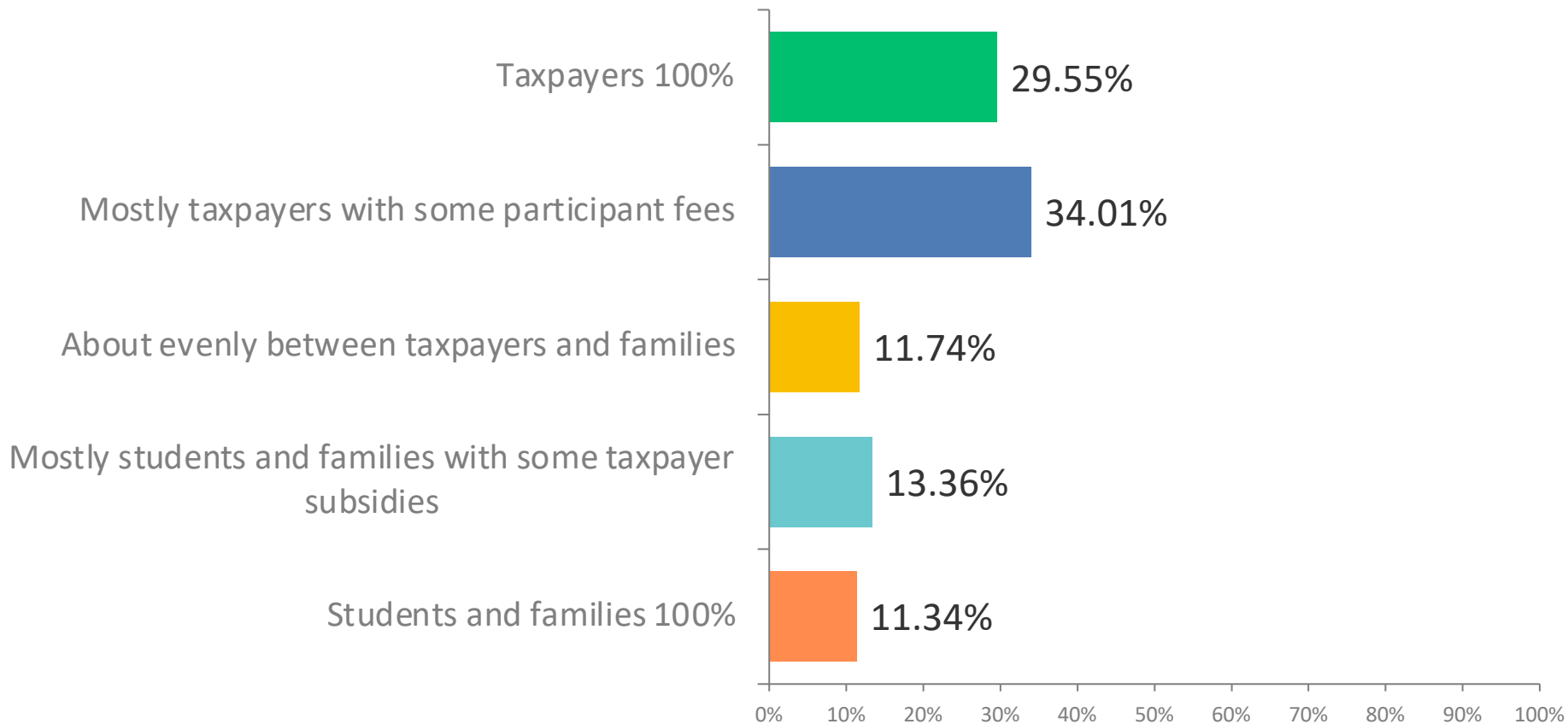
Q25: During this 2022-2023 academic year, does your child participate in performing arts, such as music or theatre, of some sort? Please select all that apply. Note that we are not referring to subject-based camps that occur only during summer or vacation breaks.

Answered: 251 Skipped: 1

ANSWER CHOICES	RESPONSES	
No, not at all, no interest	54.58%	137
No, not at all, logistics too challenging	6.77%	17
No, not at all, too expensive	0.80%	2
Yes, through school, during school hours	23.11%	58
Yes, through school-sponsored programs, outside of school hours	18.33%	46
Yes, through a private group program	8.76%	22
Yes, through private tutoring or similar	12.35%	31
Yes, but not in an organized way	0.80%	2
TOTAL		315

Q27: Philosophically, do you feel that taxpayers should pay for the costs of these performing arts activities, or should costs be borne out by participating students and their families?

Answered: 247 Skipped: 5



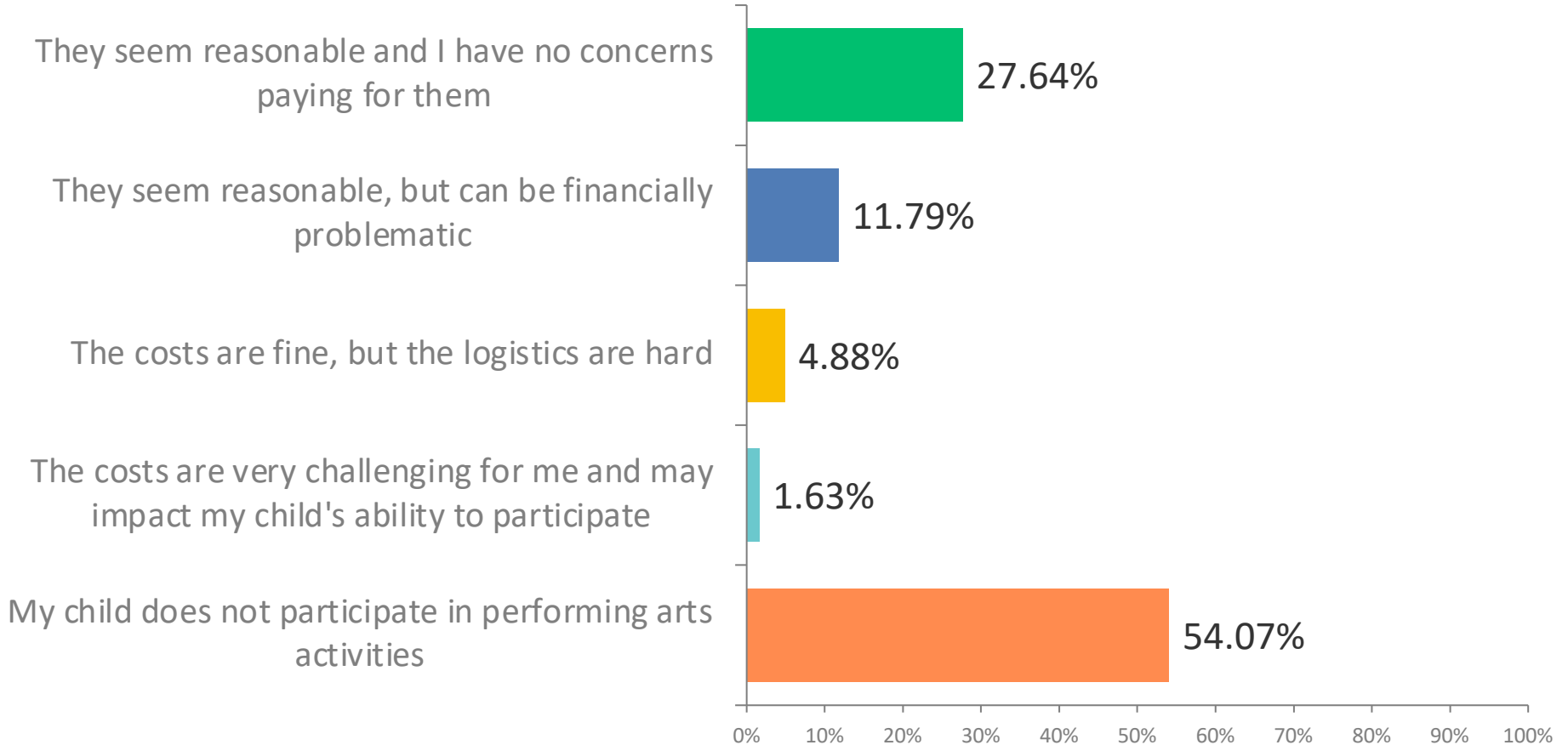
Q27: Philosophically, do you feel that taxpayers should pay for the costs of these performing arts activities, or should costs be borne out by participating students and their families?

Answered: 247 Skipped: 5

ANSWER CHOICES	RESPONSES	
Taxpayers 100%	29.55%	73
Mostly taxpayers with some participant fees	34.01%	84
About evenly between taxpayers and families	11.74%	29
Mostly students and families with some taxpayer subsidies	13.36%	33
Students and families 100%	11.34%	28
TOTAL		247

Q29: How do you feel about the additional costs of performing arts to your family?

Answered: 246 Skipped: 6



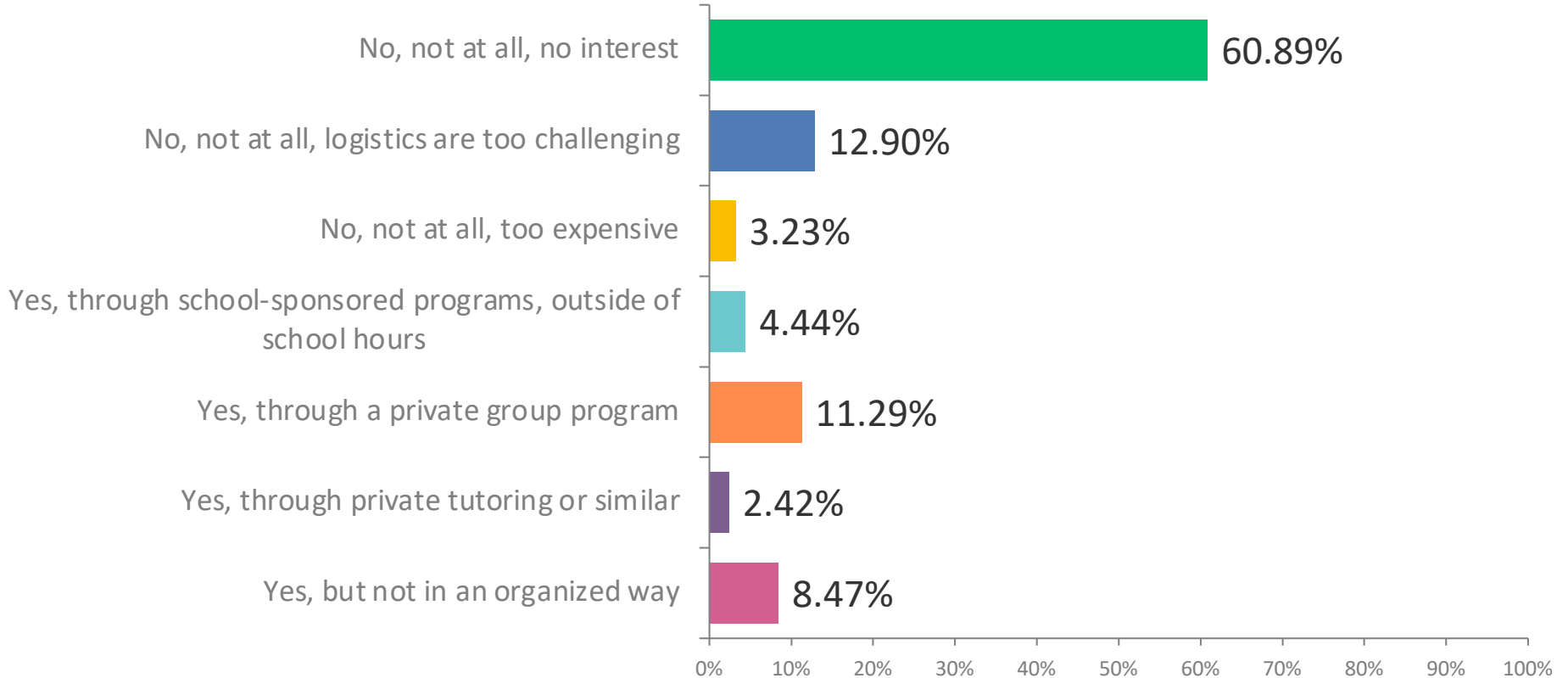
Q29: How do you feel about the additional costs of performing arts to your family?

Answered: 246 Skipped: 6

ANSWER CHOICES	RESPONSES	
They seem reasonable and I have no concerns paying for them	27.64%	68
They seem reasonable, but can be financially problematic	11.79%	29
The costs are fine, but the logistics are hard	4.88%	12
The costs are very challenging for me and may impact my child's ability to participate	1.63%	4
My child does not participate in performing arts activities	54.07%	133
TOTAL		246

Q31: During this 2022-2023 academic year, does your child participate outside of school in other subject-specific activities not related to previous questions, such as robotics or art, of some sort? Please select all that apply. Note that we are not referring to subject-based camps that occur only during summer or vacation breaks.

Answered: 248 Skipped: 4



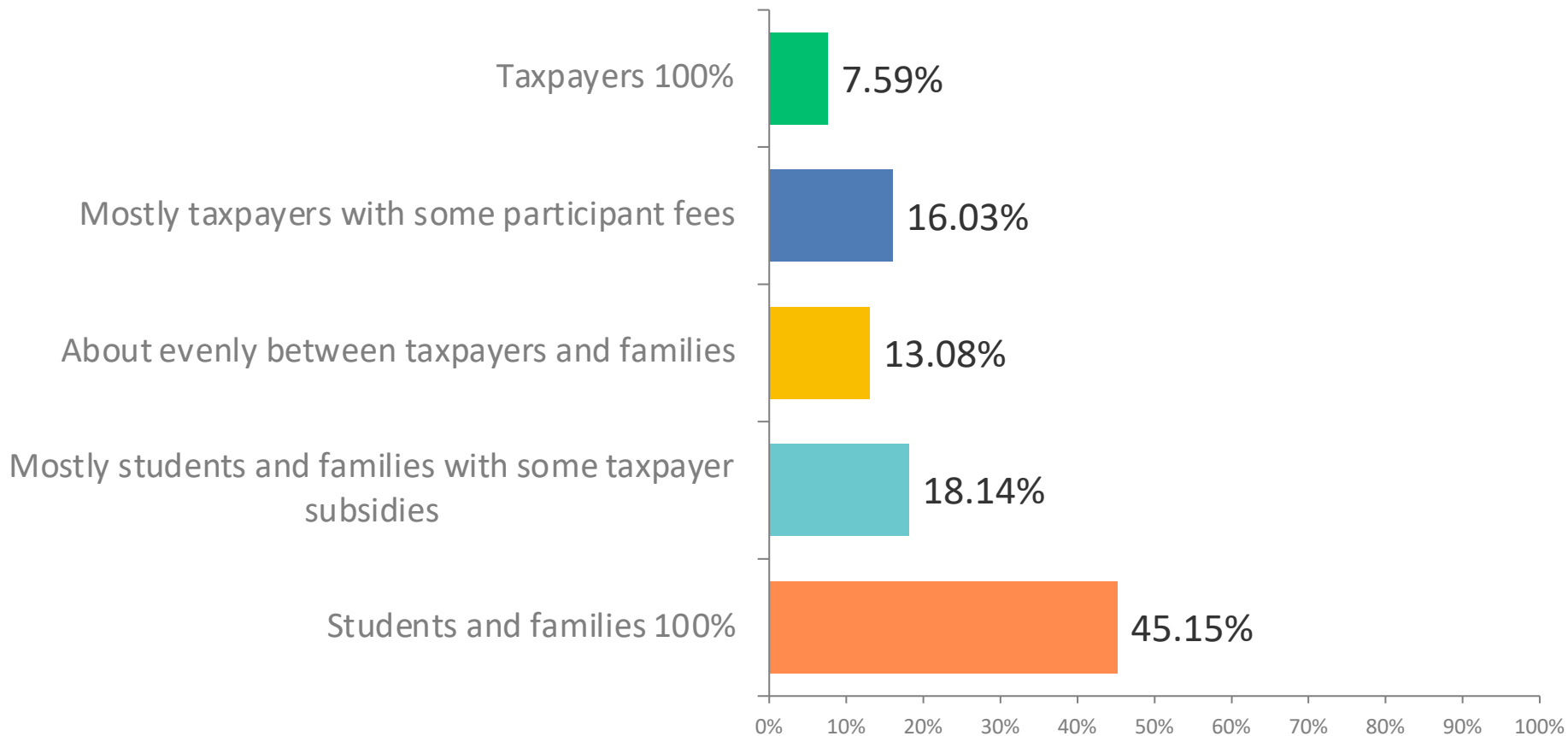
Q31: During this 2022-2023 academic year, does your child participate outside of school in other subject-specific activities not related to previous questions, such as robotics or art, of some sort? Please select all that apply. Note that we are not referring to subject-based camps that occur only during summer or vacation breaks.

Answered: 248 Skipped: 4

ANSWER CHOICES	RESPONSES	
No, not at all, no interest	60.89%	151
No, not at all, logistics are too challenging	12.90%	32
No, not at all, too expensive	3.23%	8
Yes, through school-sponsored programs, outside of school hours	4.44%	11
Yes, through a private group program	11.29%	28
Yes, through private tutoring or similar	2.42%	6
Yes, but not in an organized way	8.47%	21
TOTAL		257

Q33: Philosophically, do you feel that taxpayers should pay for the costs of these other activities, or should costs be borne out by participating students and their families?

Answered: 237 Skipped: 15



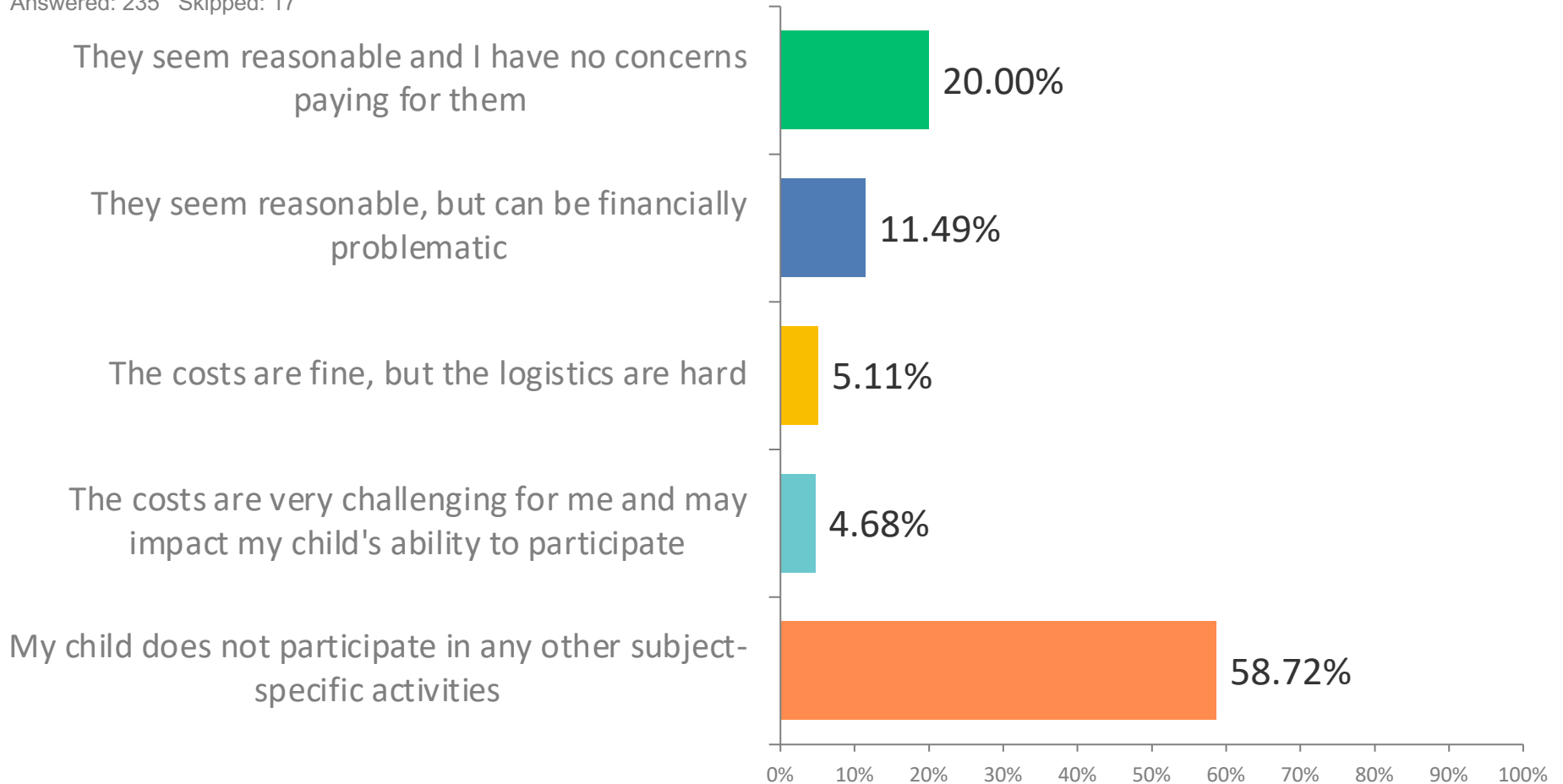
Q33: Philosophically, do you feel that taxpayers should pay for the costs of these other activities, or should costs be borne out by participating students and their families?

Answered: 237 Skipped: 15

ANSWER CHOICES	RESPONSES	
Taxpayers 100%	7.59%	18
Mostly taxpayers with some participant fees	16.03%	38
About evenly between taxpayers and families	13.08%	31
Mostly students and families with some taxpayer subsidies	18.14%	43
Students and families 100%	45.15%	107
TOTAL		237

Q35: How do you feel about the additional costs of these other activities to your family?

Answered: 235 Skipped: 17



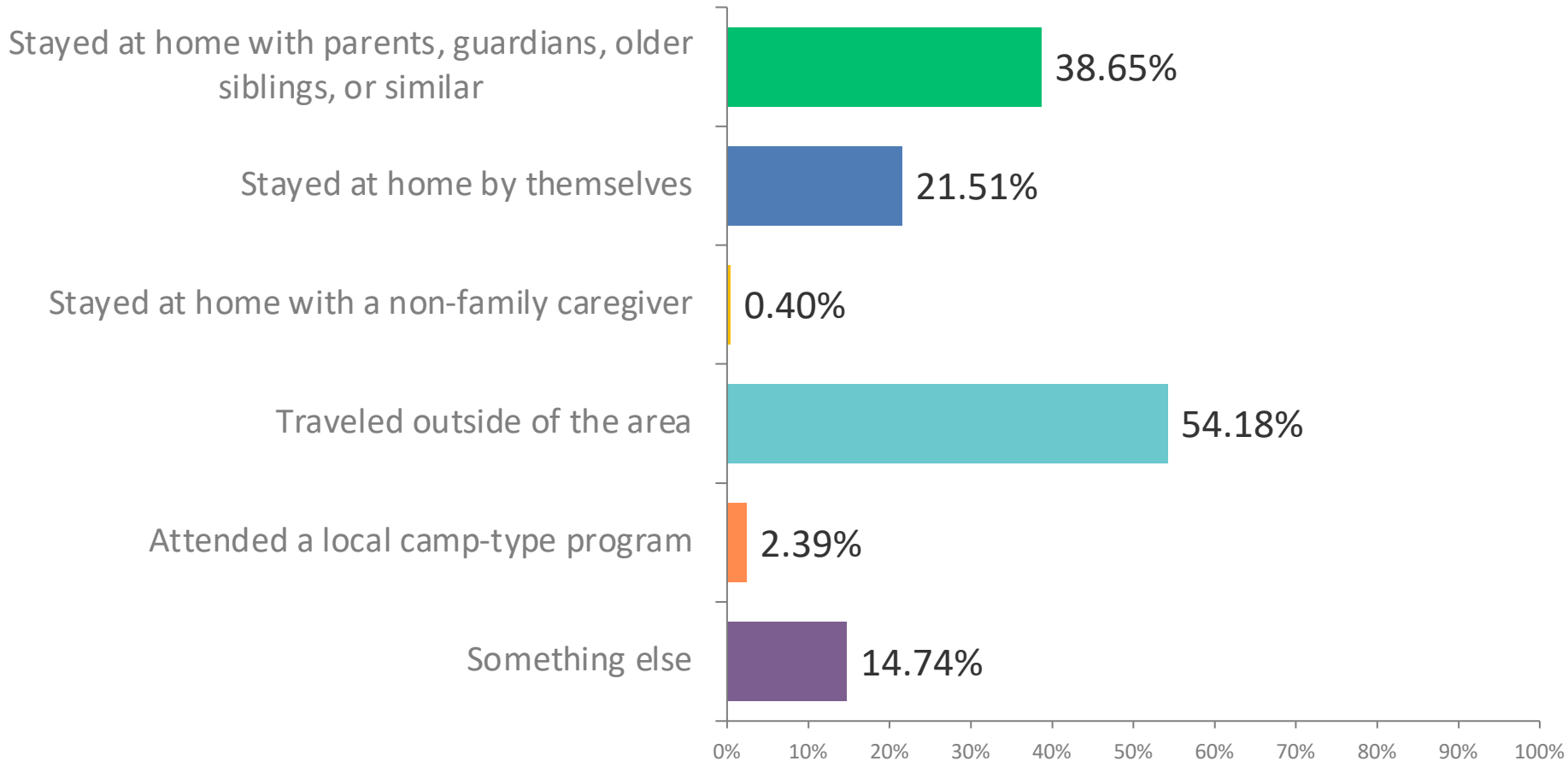
Q35: How do you feel about the additional costs of these other activities to your family?

Answered: 235 Skipped: 17

ANSWER CHOICES	RESPONSES	
They seem reasonable and I have no concerns paying for them	20.0%	47
They seem reasonable, but can be financially problematic	11.49%	27
The costs are fine, but the logistics are hard	5.11%	12
The costs are very challenging for me and may impact my child's ability to participate	4.68%	11
My child does not participate in any other subject-specific activities	58.72%	138
TOTAL		235

Q37: During the recent April Spring Break, what did your child do during workday hours? Please select all that apply.

Answered: 251 Skipped: 1



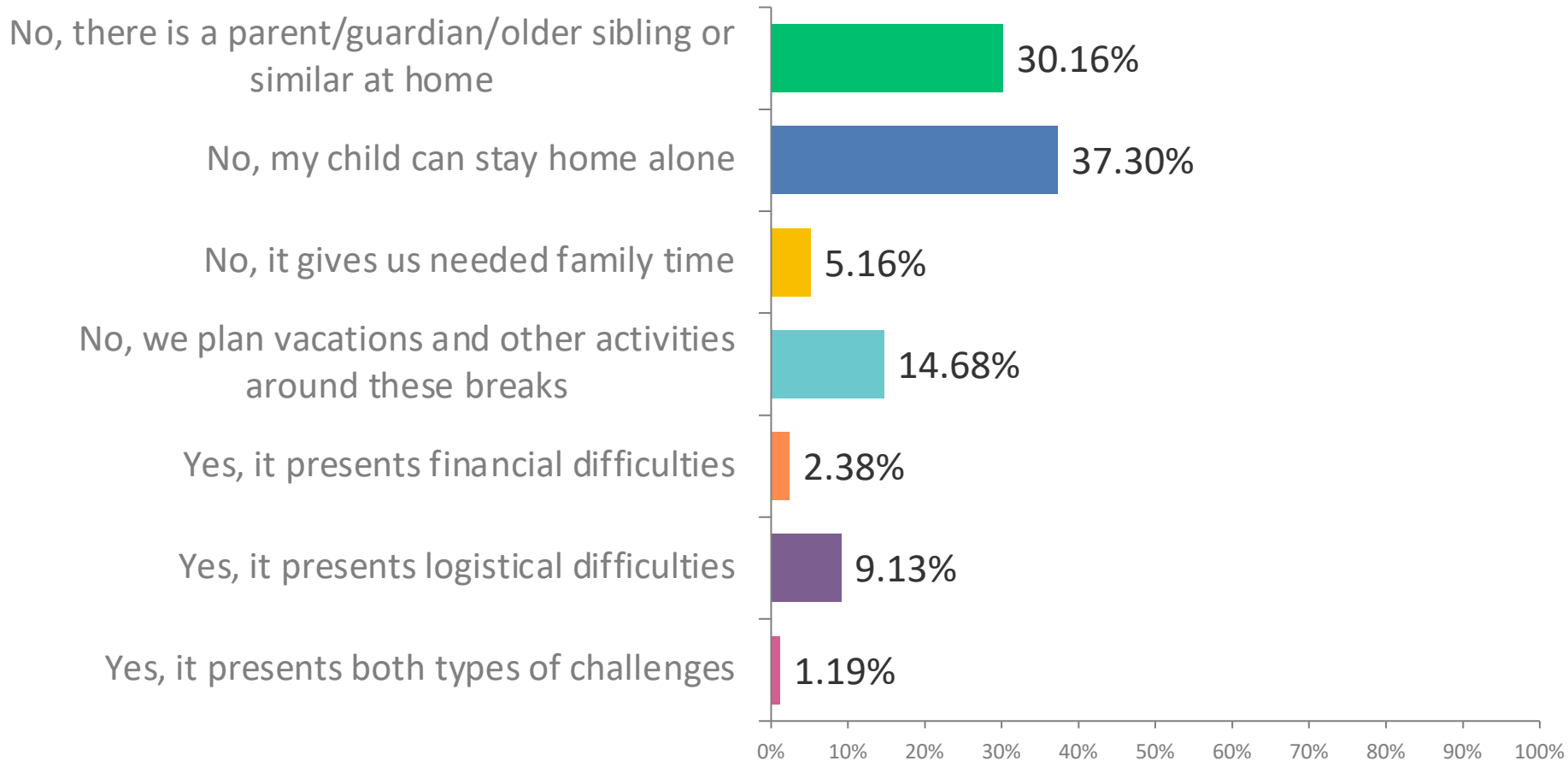
**Q37: During the recent April Spring Break, what did your child do during workday hours?
Please select all that apply.**

Answered: 251 Skipped: 1

ANSWER CHOICES	RESPONSES	
Stayed at home with parents, guardians, older siblings, or similar	38.65%	97
Stayed at home by themselves	21.51%	54
Stayed at home with a non-family caregiver	0.40%	1
Traveled outside of the area	54.18%	136
Attended a local camp-type program	2.39%	6
Something else	14.74%	37
TOTAL		331

Q39: Does providing caregiving or activities for your child during school breaks present challenges for your family?

Answered: 252 Skipped: 0



Q39: Does providing caregiving or activities for your child during school breaks present challenges for your family?

Answered: 252 Skipped: 0

ANSWER CHOICES

RESPONSES

No, there is a parent/guardian/older sibling or similar at home

30.16%

76

No, my child can stay home alone

37.30%

94

No, it gives us needed family time

5.16%

13

No, we plan vacations and other activities around these breaks

14.68%

37

Yes, it presents financial difficulties

2.38%

6

Yes, it presents logistical difficulties

9.13%

23

Yes, it presents both types of challenges

1.19%

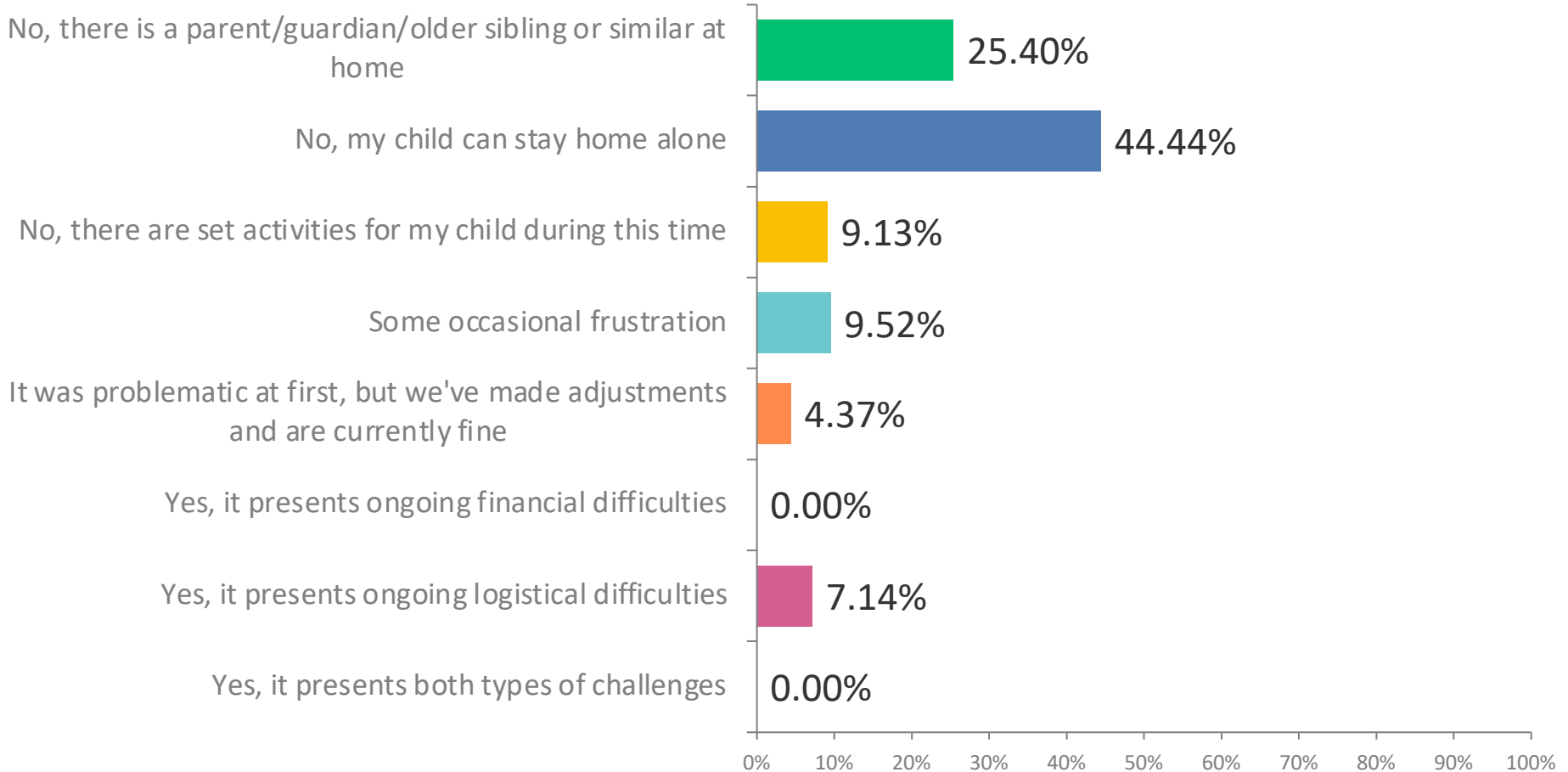
3

TOTAL

252

Q41: Does early Wednesday dismissal present challenges for your family?

Answered: 252 Skipped: 0

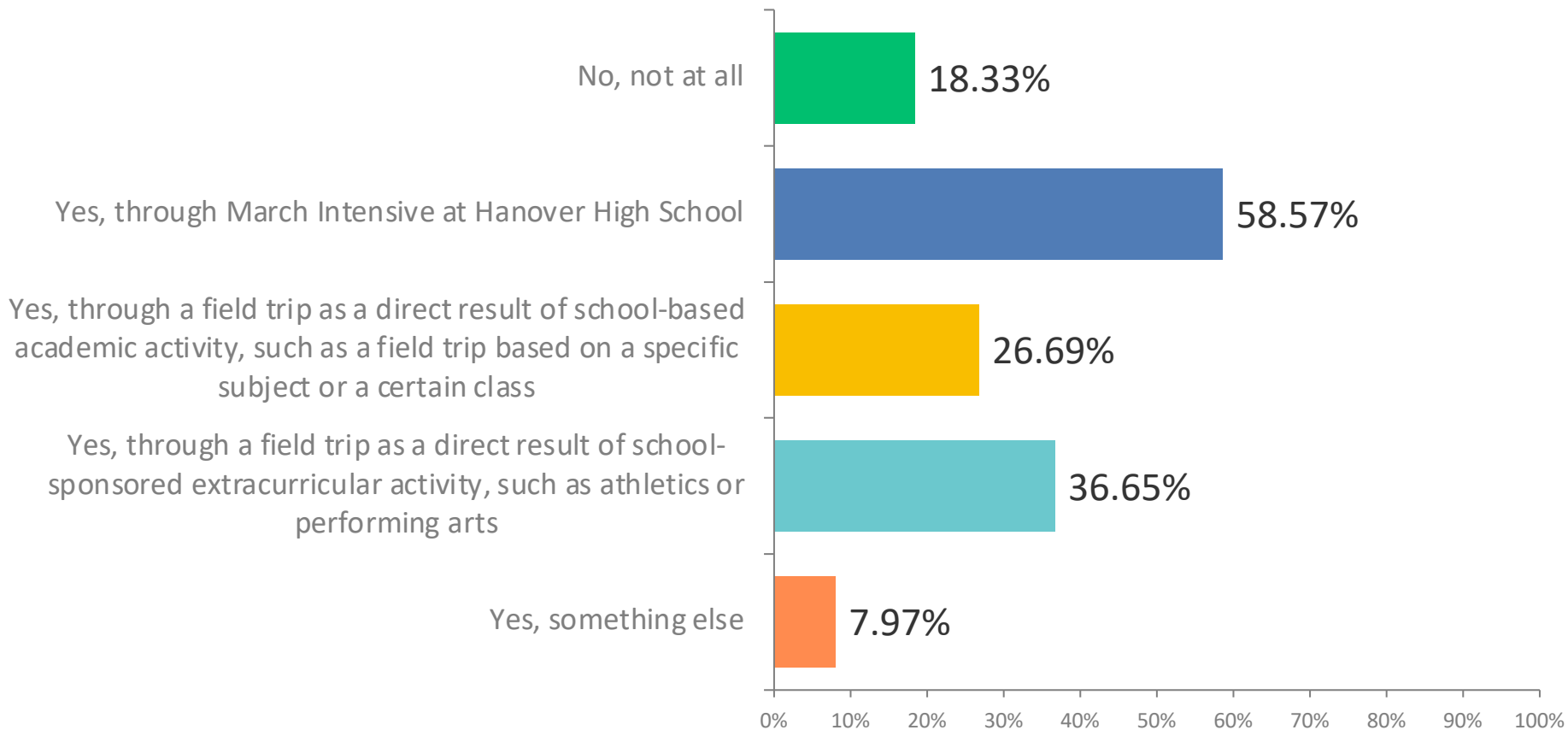


Q41: Does early Wednesday dismissal present challenges for your family? Answered: 252 Skipped: 0

ANSWER CHOICES	RESPONSES	
No, there is a parent/guardian/older sibling or similar at home	25.40%	64
No, my child can stay home alone	44.44%	112
No, there are set activities for my child during this time	9.13%	23
Some occasional frustration	9.52%	24
It was problematic at first, but we've made adjustments and are currently fine	4.37%	11
Yes, it presents ongoing financial difficulties	0%	0
Yes, it presents ongoing logistical difficulties	7.14%	18
Yes, it presents both types of challenges	0%	0
TOTAL		252

Q43: During the 2022-2023 academic year, do you anticipate that your child will travel (or will be offered a travel opportunity) for school-sponsored activities that will cost additional money to you? Please select all that apply.

Answered: 251 Skipped: 1



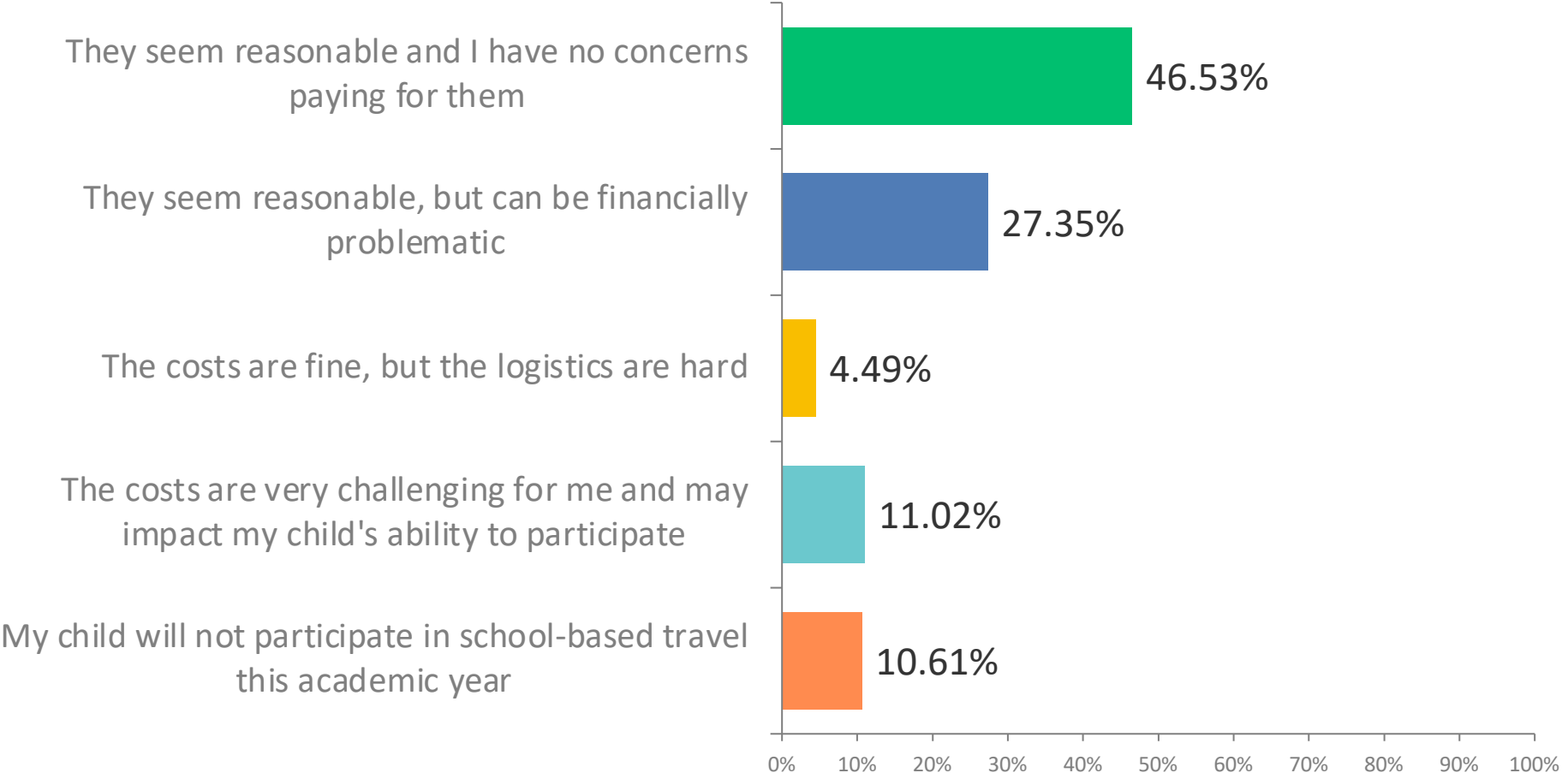
Q43: During the 2022-2023 academic year, do you anticipate that your child will travel (or will be offered a travel opportunity) for school-sponsored activities that will cost additional money to you? Please select all that apply.

Answered: 251 Skipped: 1

ANSWER CHOICES	RESPONSES	
No, not at all	18.33%	46
Yes, through March Intensive at Hanover High School	58.57%	147
Yes, through a field trip as a direct result of school-based academic activity, such as a field trip based on a specific subject or a certain class	26.69%	67
Yes, through a field trip as a direct result of school-sponsored extracurricular activity, such as athletics or performing arts	36.65%	92
Yes, something else	7.97%	20
TOTAL		372

Q45: How do you feel about the additional costs of this travel to your family?

Answered: 245 Skipped: 7



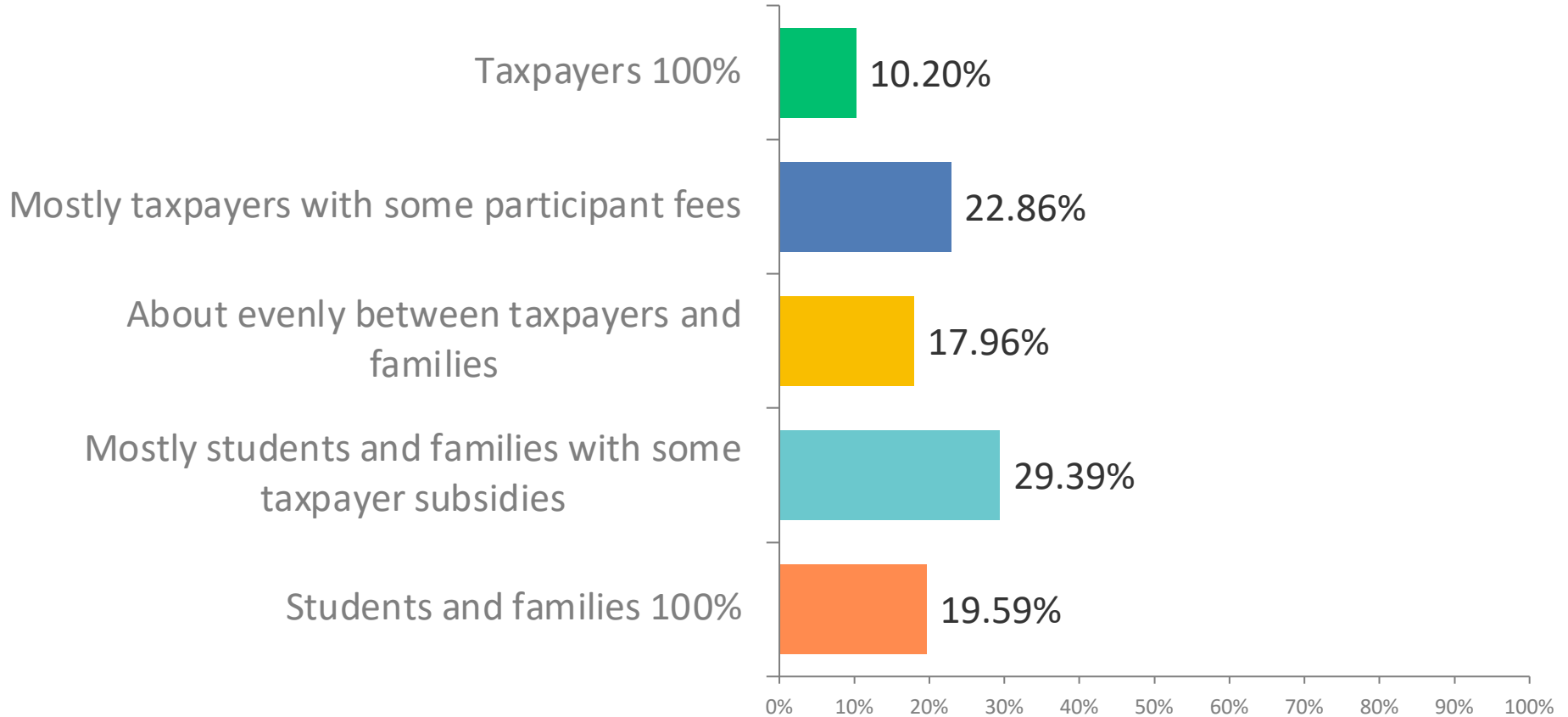
Q45: How do you feel about the additional costs of this travel to your family?

Answered: 245 Skipped: 7

ANSWER CHOICES	RESPONSES	
They seem reasonable and I have no concerns paying for them	46.53%	114
They seem reasonable, but can be financially problematic	27.35%	67
The costs are fine, but the logistics are hard	4.49%	11
The costs are very challenging for me and may impact my child's ability to participate	11.02%	27
My child will not participate in school-based travel this academic year	10.61%	26
TOTAL		245

Q47: Philosophically, do you feel that taxpayers should pay for the costs of these school-sponsored travel activities, or should costs be borne out by participating students and their families?

Answered: 245 Skipped: 7



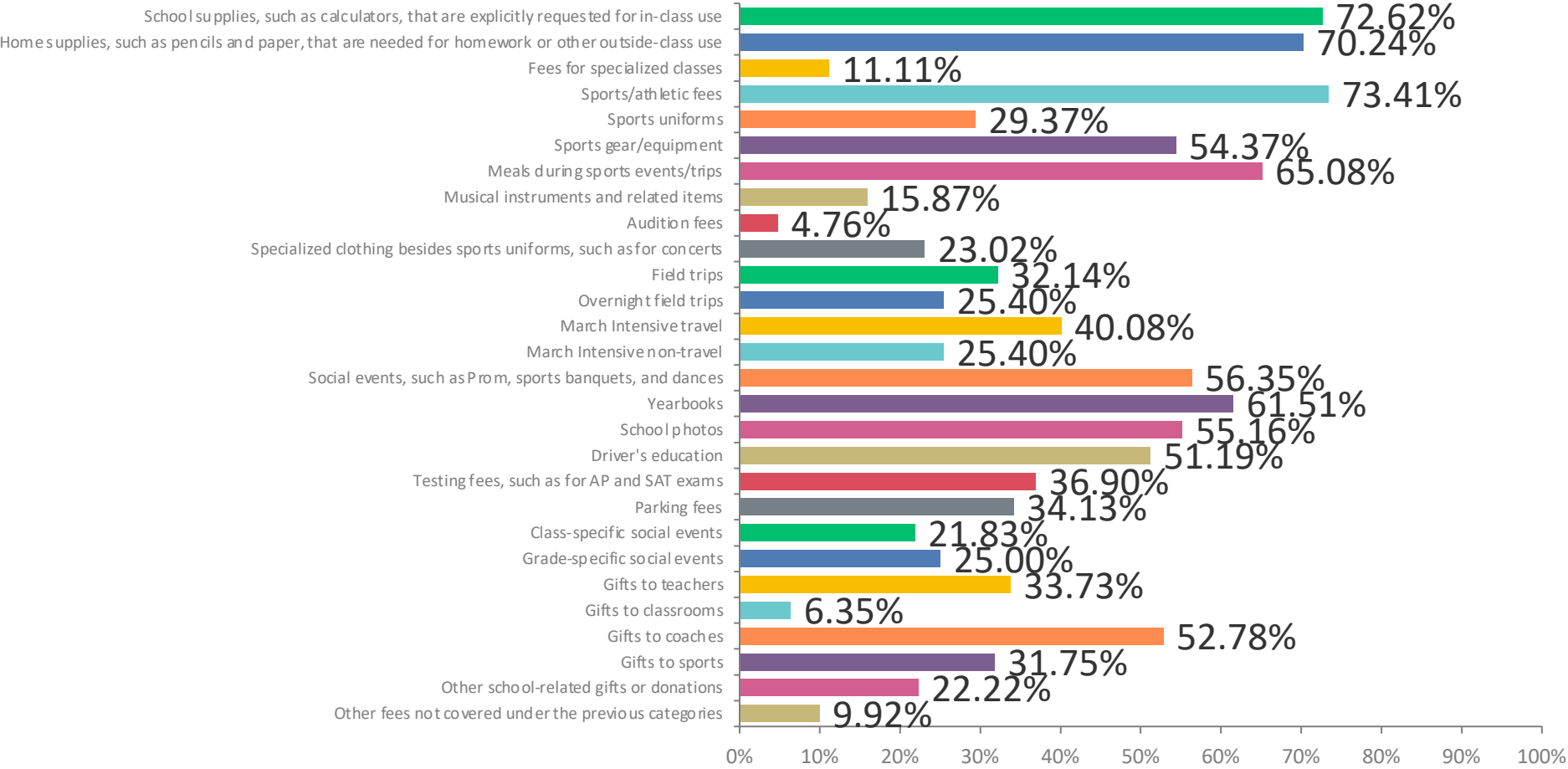
Q47: Philosophically, do you feel that taxpayers should pay for the costs of these school-sponsored travel activities, or should costs be borne out by participating students and their families?

Answered: 245 Skipped: 7

ANSWER CHOICES	RESPONSES	
Taxpayers 100%	10.20%	25
Mostly taxpayers with some participant fees	22.86%	56
About evenly between taxpayers and families	17.96%	44
Mostly students and families with some taxpayer subsidies	29.39%	72
Students and families 100%	19.59%	48
TOTAL		245

Q49: During the 2022-2023 academic year, were you asked to pay for the following additional school-related costs (not for outside organizations)? Please select all that apply.

Answered: 252 Skipped: 0



Q49: During the 2022-2023 academic year, were you asked to pay for the following additional school-related costs (not for outside organizations)? Please select all that apply.

Answered: 252 Skipped: 0

ANSWER CHOICES	RESPONSES	
School supplies, such as calculators, that are explicitly requested for in-class use	72.62%	183
Home supplies, such as pencils and paper, that are needed for homework or other outside-class use	70.24%	177
Fees for specialized classes	11.11%	28
Sports/athletic fees	73.41%	185
Sports uniforms	29.37%	74
Sports gear/equipment	54.37%	137
Meals during sports events/trips	65.08%	164
Musical instruments and related items	15.87%	40
Audition fees	4.76%	12
Specialized clothing besides sports uniforms, such as for concerts	23.02%	58

Q49: During the 2022-2023 academic year, were you asked to pay for the following additional school-related costs (not for outside organizations)? Please select all that apply.

Answered: 252 Skipped: 0

ANSWER CHOICES	RESPONSES	
Field trips	32.14%	81
Overnight field trips	25.40%	64
March Intensive travel	40.08%	101
March Intensive non-travel	25.40%	64
Social events, such as Prom, sports banquets, and dances	56.35%	142
Yearbooks	61.51%	155
School photos	55.16%	139
Driver's education	51.19%	129
Testing fees, such as for AP and SAT exams	36.90%	93
Parking fees	34.13%	86

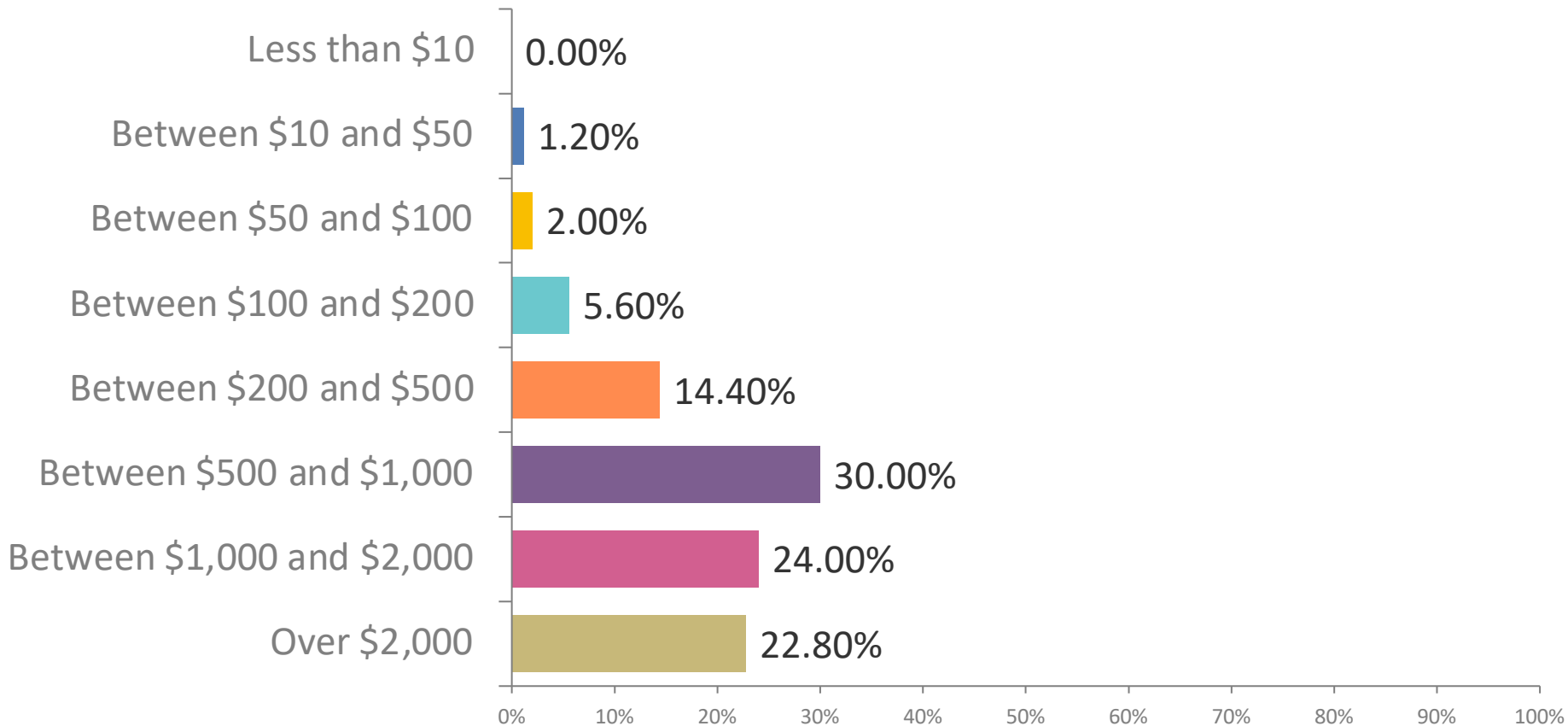
Q49: During the 2022-2023 academic year, were you asked to pay for the following additional school-related costs (not for outside organizations)? Please select all that apply.

Answered: 252 Skipped: 0

ANSWER CHOICES	RESPONSES	
Class-specific social events	21.83%	55
Grade-specific social events	25.00%	63
Gifts to teachers	33.73%	85
Gifts to classrooms	6.35%	16
Gifts to coaches	52.78%	133
Gifts to sports	31.75%	80
Other school-related gifts or donations	22.22%	56
Other fees not covered under the previous categories	9.92%	25
TOTAL		2625

Q51: Considering the previous list, approximately how much money do you think your family has spent on your child for these school-related purposes during this 2022-2023 academic year?

Answered: 250 Skipped: 2



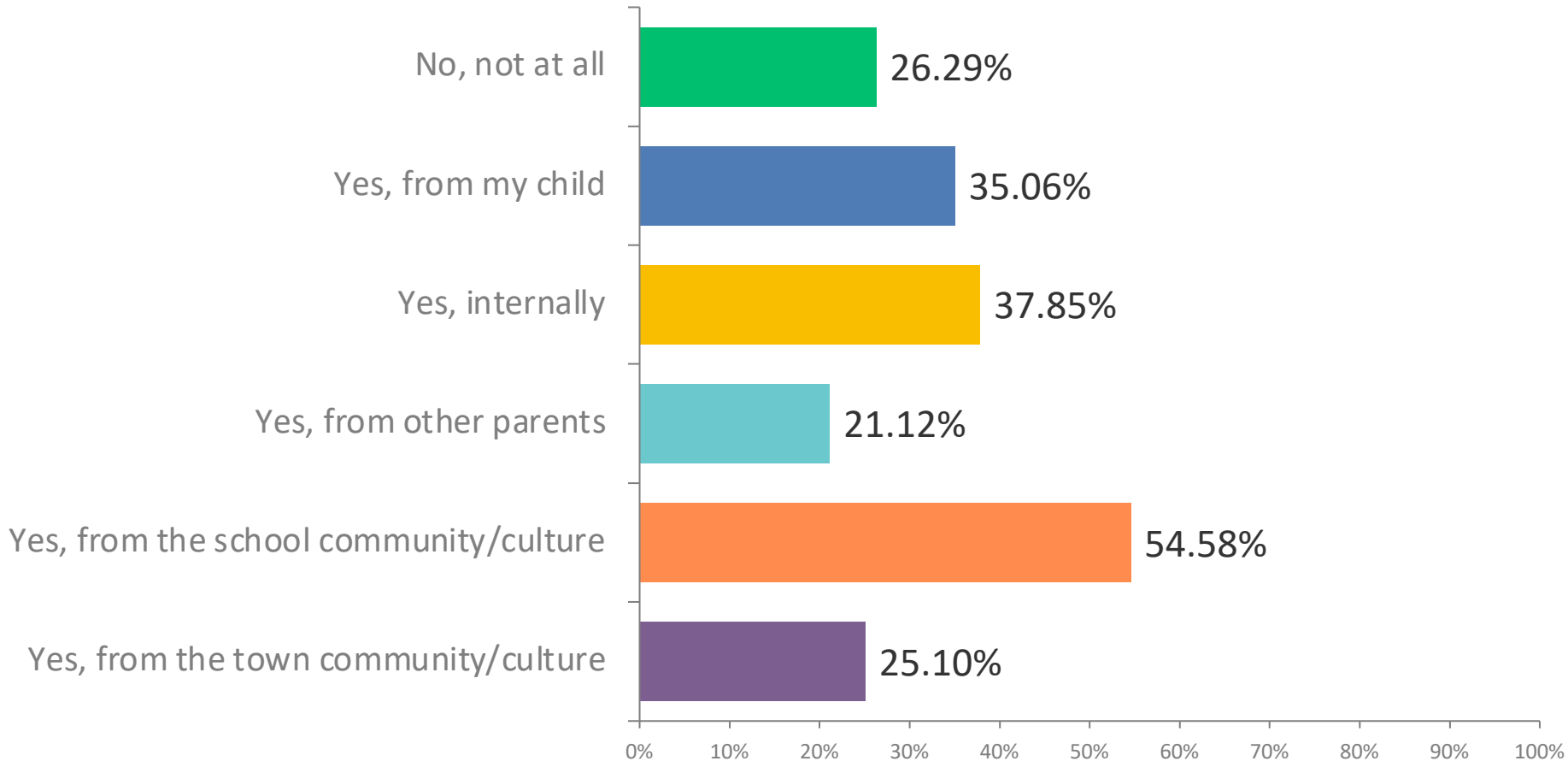
Q51: Considering the previous list, approximately how much money do you think your family has spent on your child for these school-related purposes during this 2022-2023 academic year?

Answered: 250 Skipped: 2

ANSWER CHOICES	RESPONSES	
Less than \$10	0%	0
Between \$10 and \$50	1.20%	3
Between \$50 and \$100	2.00%	5
Between \$100 and \$200	5.60%	14
Between \$200 and \$500	14.40%	36
Between \$500 and \$1,000	30.0%	75
Between \$1,000 and \$2,000	24.00%	60
Over \$2,000	22.80%	57
TOTAL		250

Q53: Considering the previous list, do you feel pressure to pay these costs, which are ostensibly "optional"? Please select all that apply.

Answered: 251 Skipped: 1



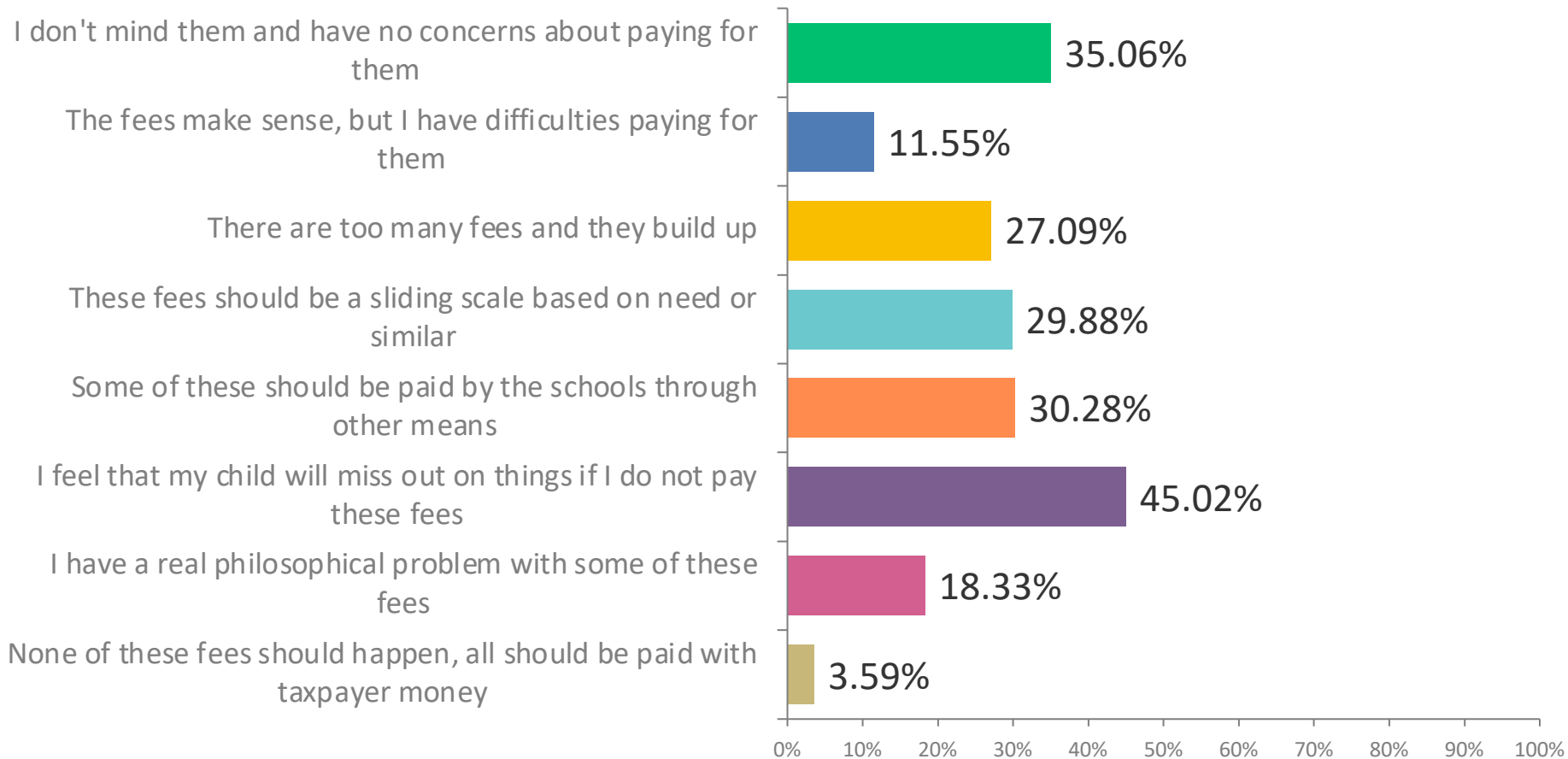
Q53: Considering the previous list, do you feel pressure to pay these costs, which are ostensibly "optional"? Please select all that apply.

Answered: 251 Skipped: 1

ANSWER CHOICES	RESPONSES	
No, not at all	26.29%	66
Yes, from my child	35.06%	88
Yes, internally	37.85%	95
Yes, from other parents	21.12%	53
Yes, from the school community/culture	54.58%	137
Yes, from the town community/culture	25.10%	63
TOTAL		502

Q55: Considering the previous list, how do you generally feel about these costs? Please select all that apply.

Answered: 251 Skipped: 1



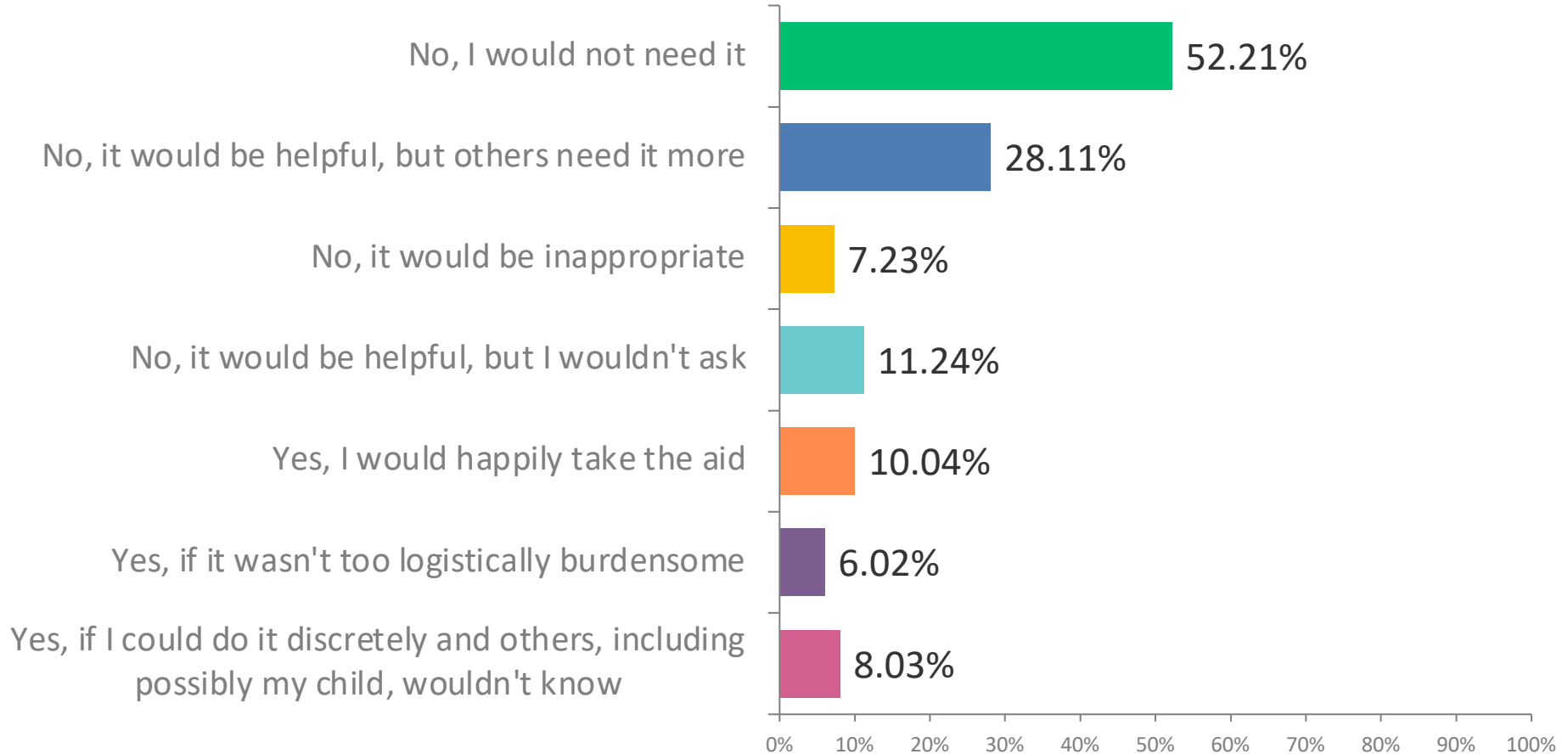
Q55: Considering the previous list, how do you generally feel about these costs? Please select all that apply.

Answered: 251 Skipped: 1

ANSWER CHOICES	RESPONSES	
I don't mind them and have no concerns about paying for them	35.06%	88
The fees make sense, but I have difficulties paying for them	11.55%	29
There are too many fees and they build up	27.09%	68
These fees should be a sliding scale based on need or similar	29.88%	75
Some of these should be paid by the schools through other means	30.28%	76
I feel that my child will miss out on things if I do not pay these fees	45.02%	113
I have a real philosophical problem with some of these fees	18.33%	46
None of these fees should happen, all should be paid with taxpayer money	3.59%	9
TOTAL		504

Q57: If financial aid were available for any of the previous topics, would you anticipate using it? Please select all that apply.

Answered: 249 Skipped: 3



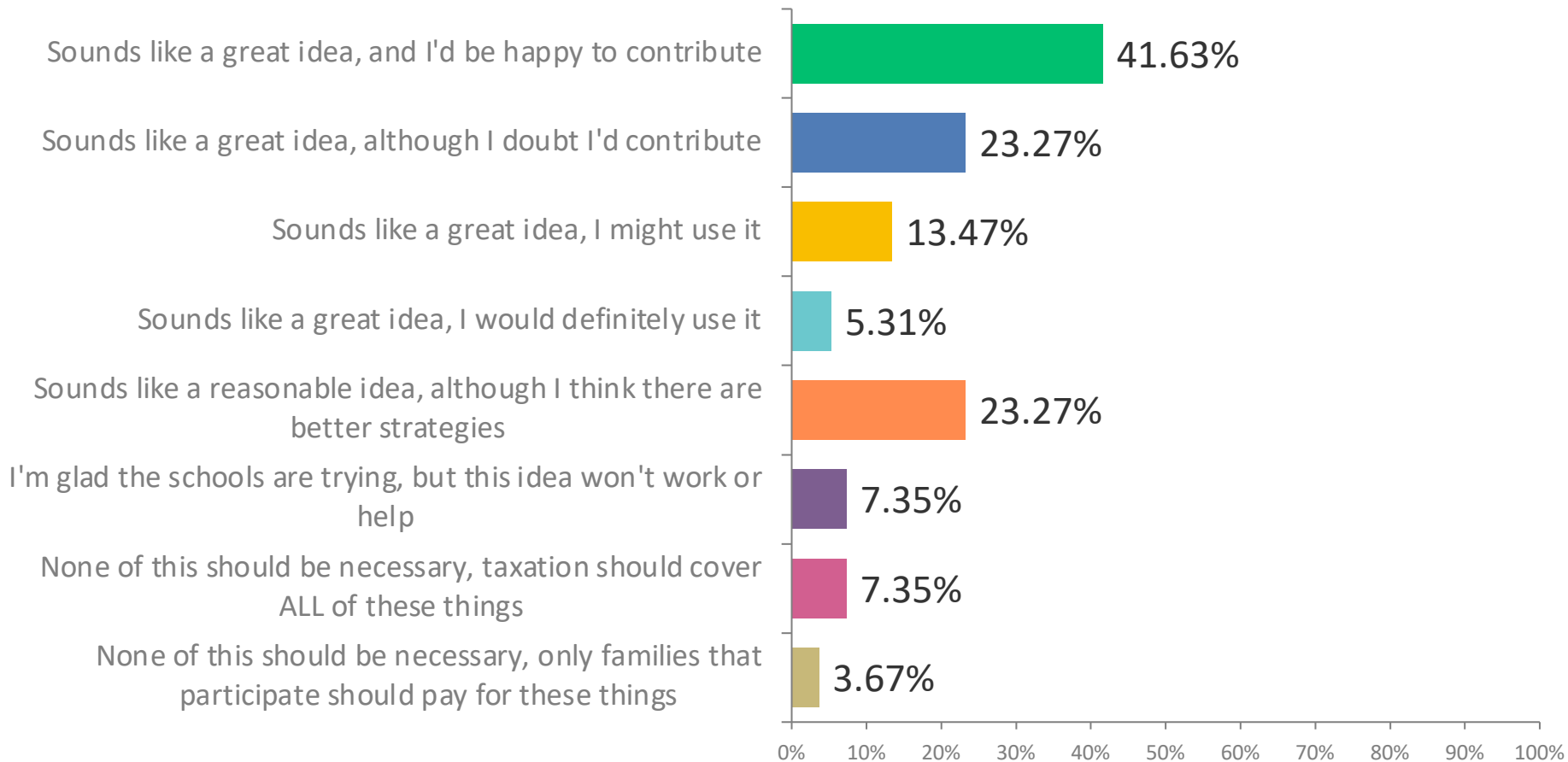
Q57: If financial aid were available for any of the previous topics, would you anticipate using it? Please select all that apply.

Answered: 249 Skipped: 3

ANSWER CHOICES	RESPONSES	
No, I would not need it	52.21%	130
No, it would be helpful, but others need it more	28.11%	70
No, it would be inappropriate	7.23%	18
No, it would be helpful, but I wouldn't ask	11.24%	28
Yes, I would happily take the aid	10.04%	25
Yes, if it wasn't too logistically burdensome	6.02%	15
Yes, if I could do it discretely and others, including possibly my child, wouldn't know	8.03%	20
TOTAL		306

Q59: How do you feel about a general financial aid fund, covered by donations, that would be used to help cover costs like this? Please select all that apply.

Answered: 245 Skipped: 7



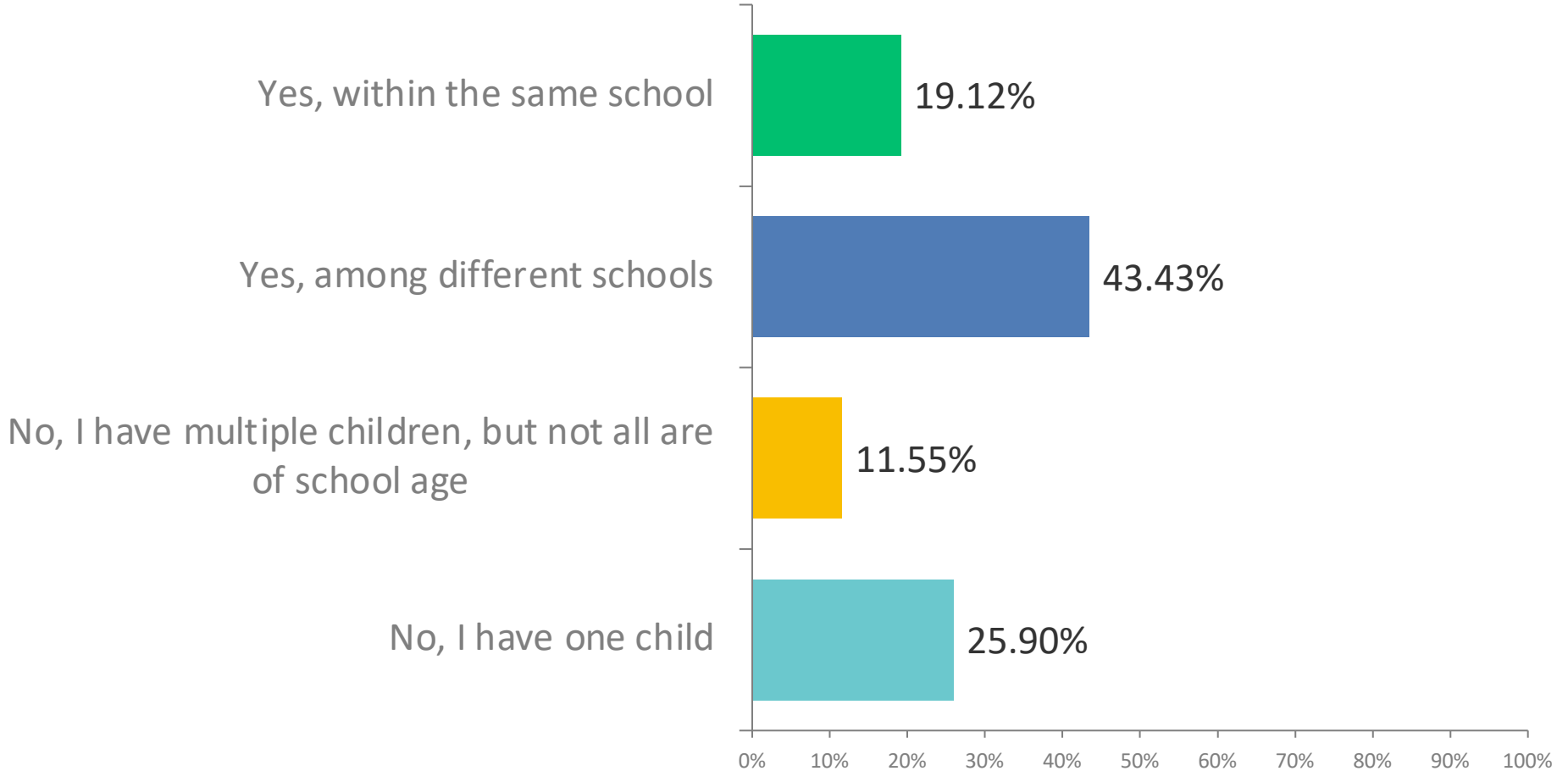
Q59: How do you feel about a general financial aid fund, covered by donations, that would be used to help cover costs like this? Please select all that apply.

Answered: 245 Skipped: 7

ANSWER CHOICES	RESPONSES	
Sounds like a great idea, and I'd be happy to contribute	41.63%	102
Sounds like a great idea, although I doubt I'd contribute	23.27%	57
Sounds like a great idea, I might use it	13.47%	33
Sounds like a great idea, I would definitely use it	5.31%	13
Sounds like a reasonable idea, although I think there are better strategies	23.27%	57
I'm glad the schools are trying, but this idea won't work or help	7.35%	18
None of this should be necessary, taxation should cover ALL of these things	7.35%	18
None of this should be necessary, only families that participate should pay for these things	3.67%	9
TOTAL		307

Q61: Do you have multiple children in the schools?

Answered: 251 Skipped: 1



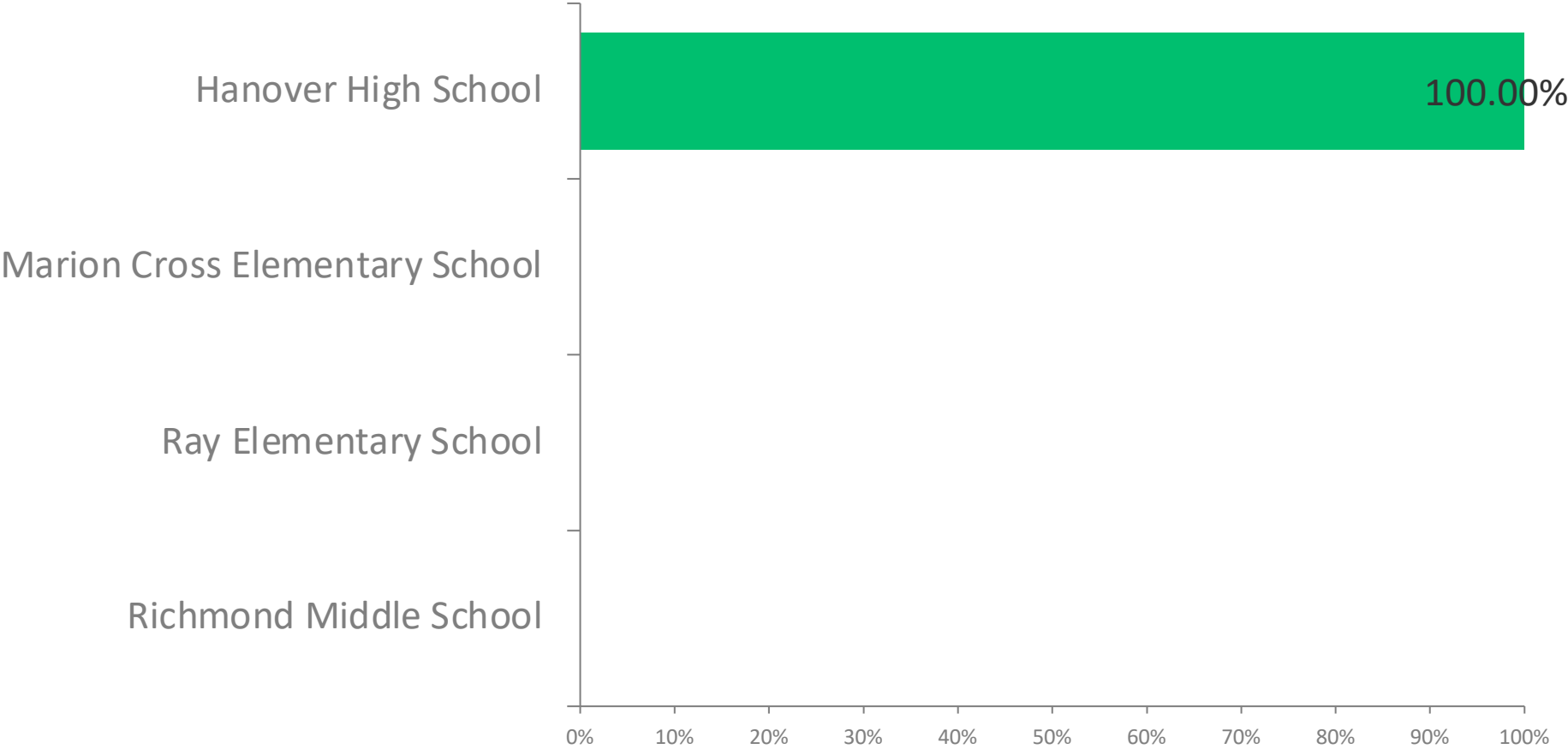
Q61: Do you have multiple children in the schools?

Answered: 251 Skipped: 1

ANSWER CHOICES	RESPONSES	
Yes, within the same school	19.12%	48
Yes, among different schools	43.43%	109
No, I have multiple children, but not all are of school age	11.55%	29
No, I have one child	25.90%	65
TOTAL		251

Q62: Which school does your child currently attend?

Answered: 252 Skipped: 0



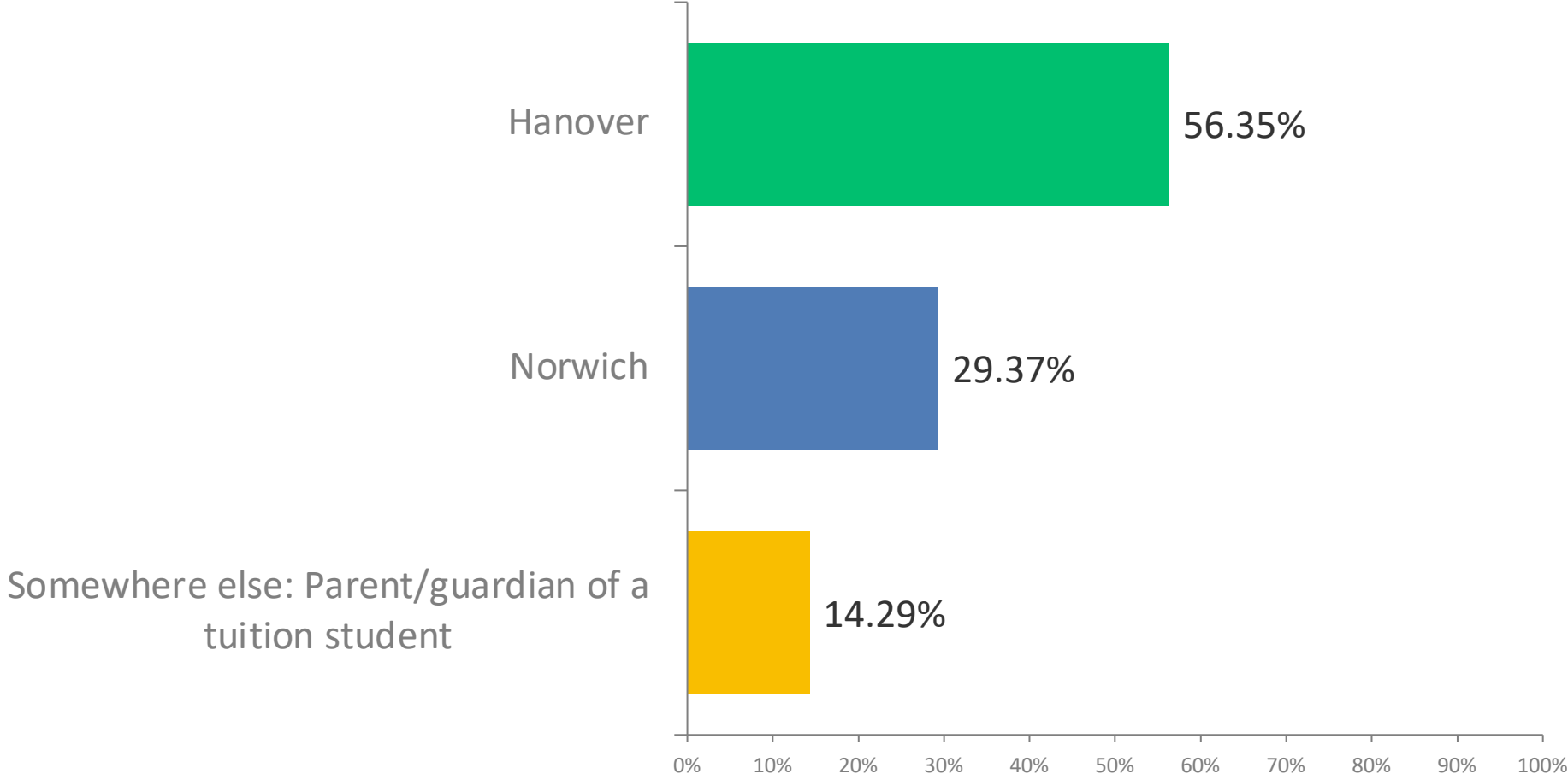
Q62: Which school does your child currently attend?

Answered: 252 Skipped: 0

ANSWER CHOICES	RESPONSES	
Hanover High School	100%	252
Marion Cross Elementary School	0%	0
Ray Elementary School	0%	0
Richmond Middle School	0%	0
TOTAL		252

Q63: Where do you live?

Answered: 252 Skipped: 0



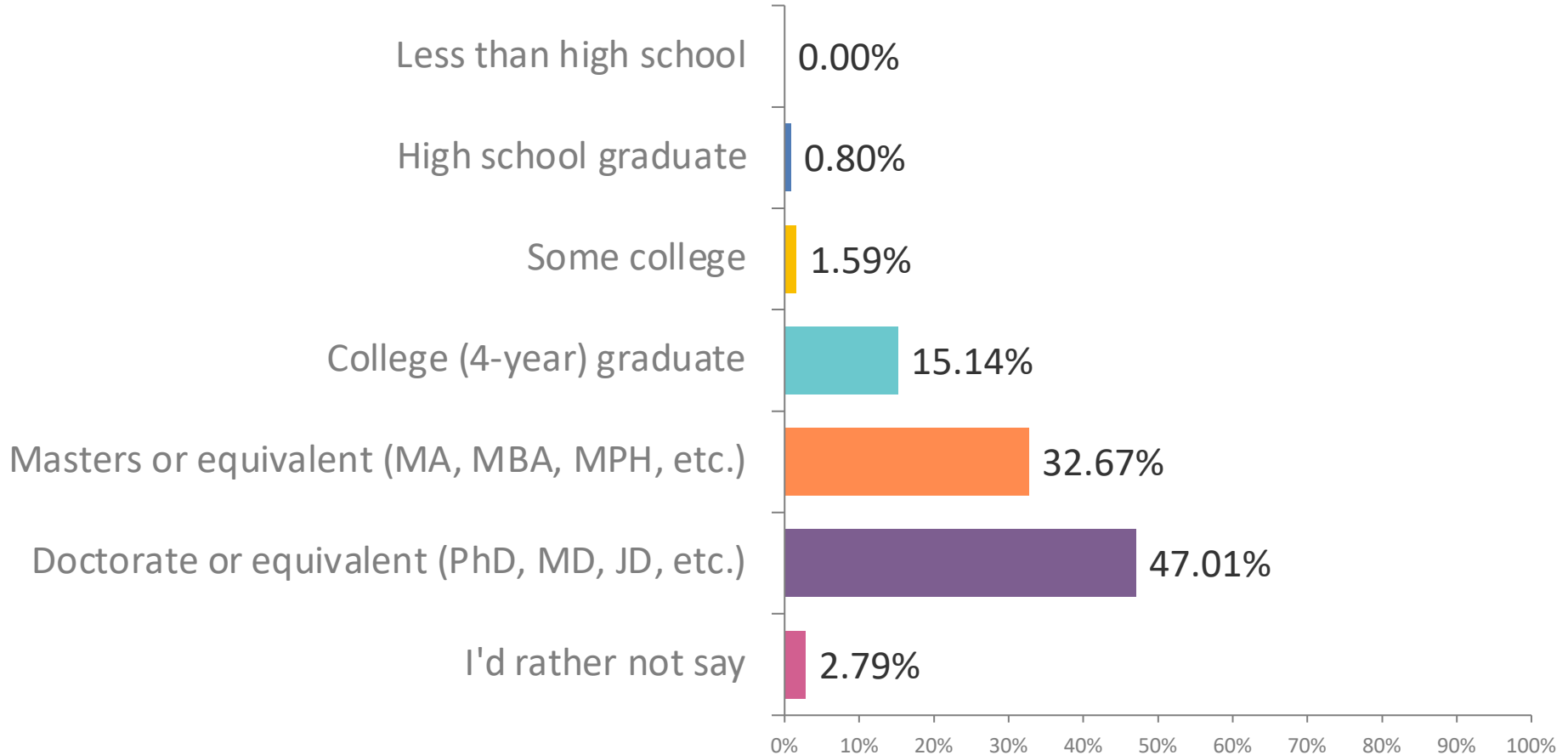
Q63: Where do you live?

Answered: 252 Skipped: 0

ANSWER CHOICES	RESPONSES	
Hanover	56.35%	142
Norwich	29.37%	74
Somewhere else: Parent/guardian of a tuition student	14.29%	36
TOTAL		252

Q64: What is the highest educational attainment of a member of your immediate household?

Answered: 251 Skipped: 1



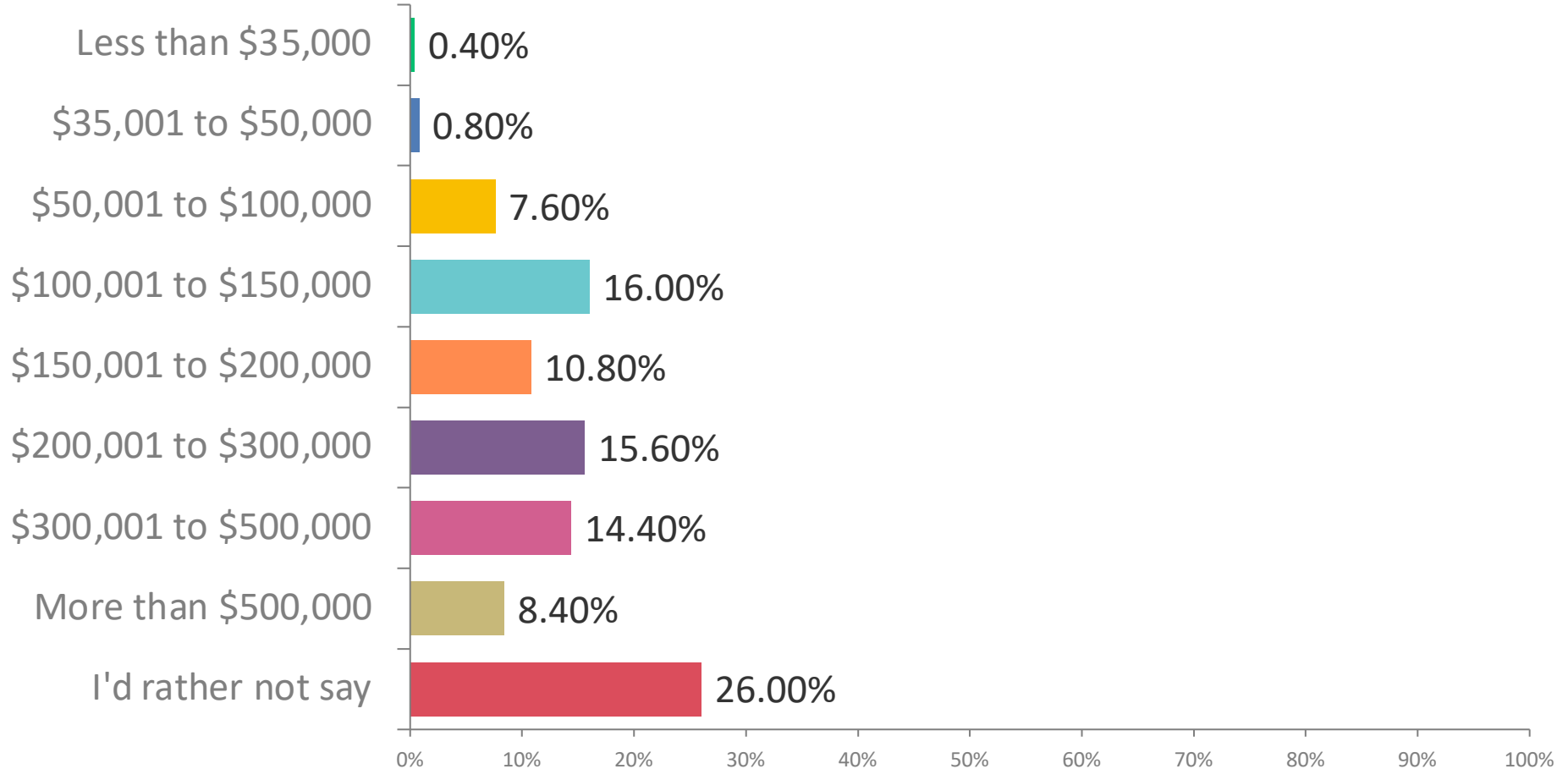
Q64: What is the highest educational attainment of a member of your immediate household?

Answered: 251 Skipped: 1

ANSWER CHOICES	RESPONSES	
Less than high school	0%	0
High school graduate	0.80%	2
Some college	1.59%	4
College (4-year) graduate	15.14%	38
Masters or equivalent (MA, MBA, MPH, etc.)	32.67%	82
Doctorate or equivalent (PhD, MD, JD, etc.)	47.01%	118
I'd rather not say	2.79%	7
TOTAL		251

Q65: What is your approximate household income?

Answered: 250 Skipped: 2



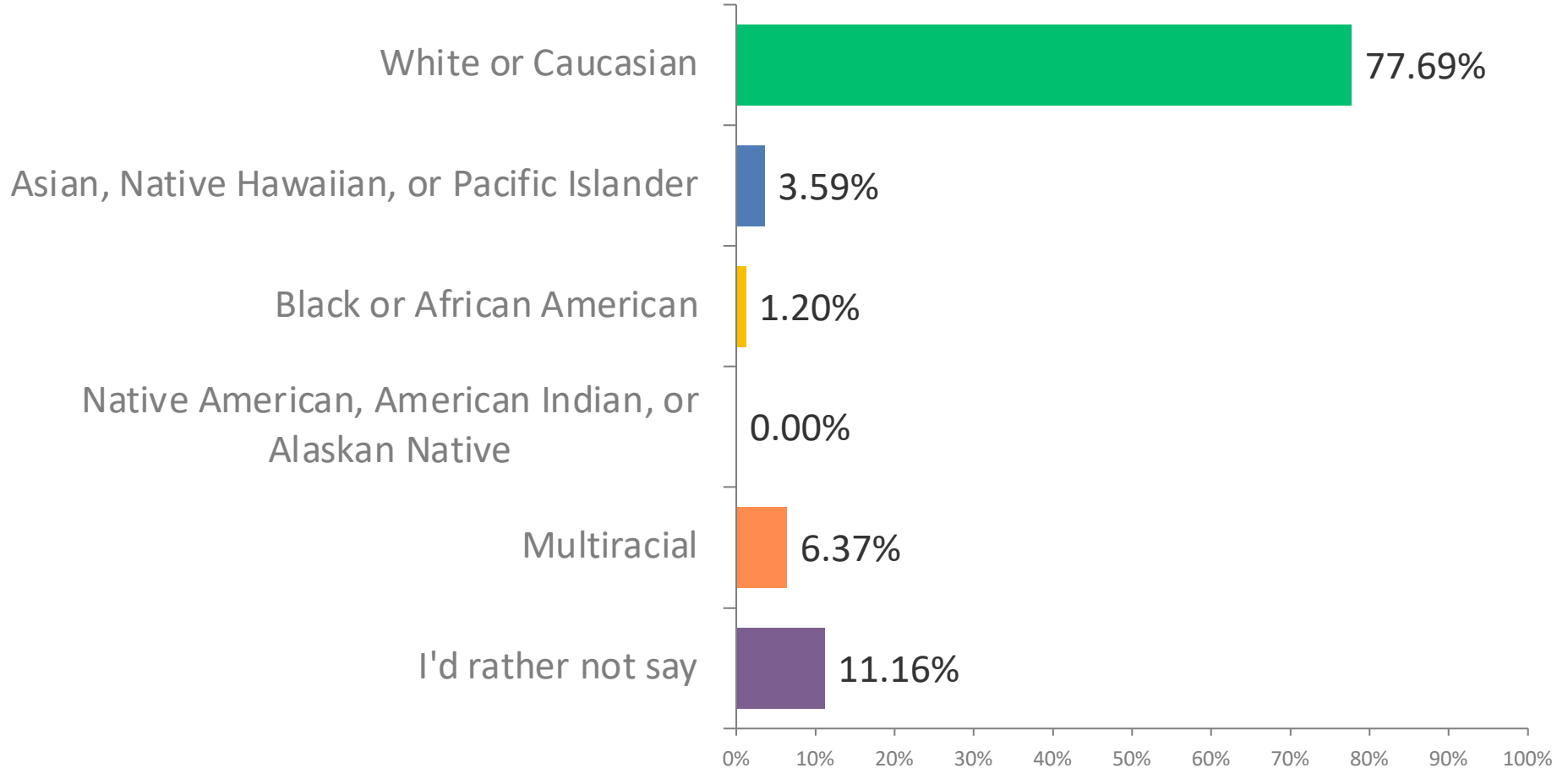
Q65: What is your approximate household income?

Answered: 250 Skipped: 2

ANSWER CHOICES	RESPONSES	
Less than \$35,000	0.40%	1
\$35,001 to \$50,000	0.80%	2
\$50,001 to \$100,000	7.60%	19
\$100,001 to \$150,000	16.00%	40
\$150,001 to \$200,000	10.80%	27
\$200,001 to \$300,000	15.60%	39
\$300,001 to \$500,000	14.40%	36
More than \$500,000	8.40%	21
I'd rather not say	26.00%	65
TOTAL		250

Q66: What is the race of your child?

Answered: 251 Skipped: 1



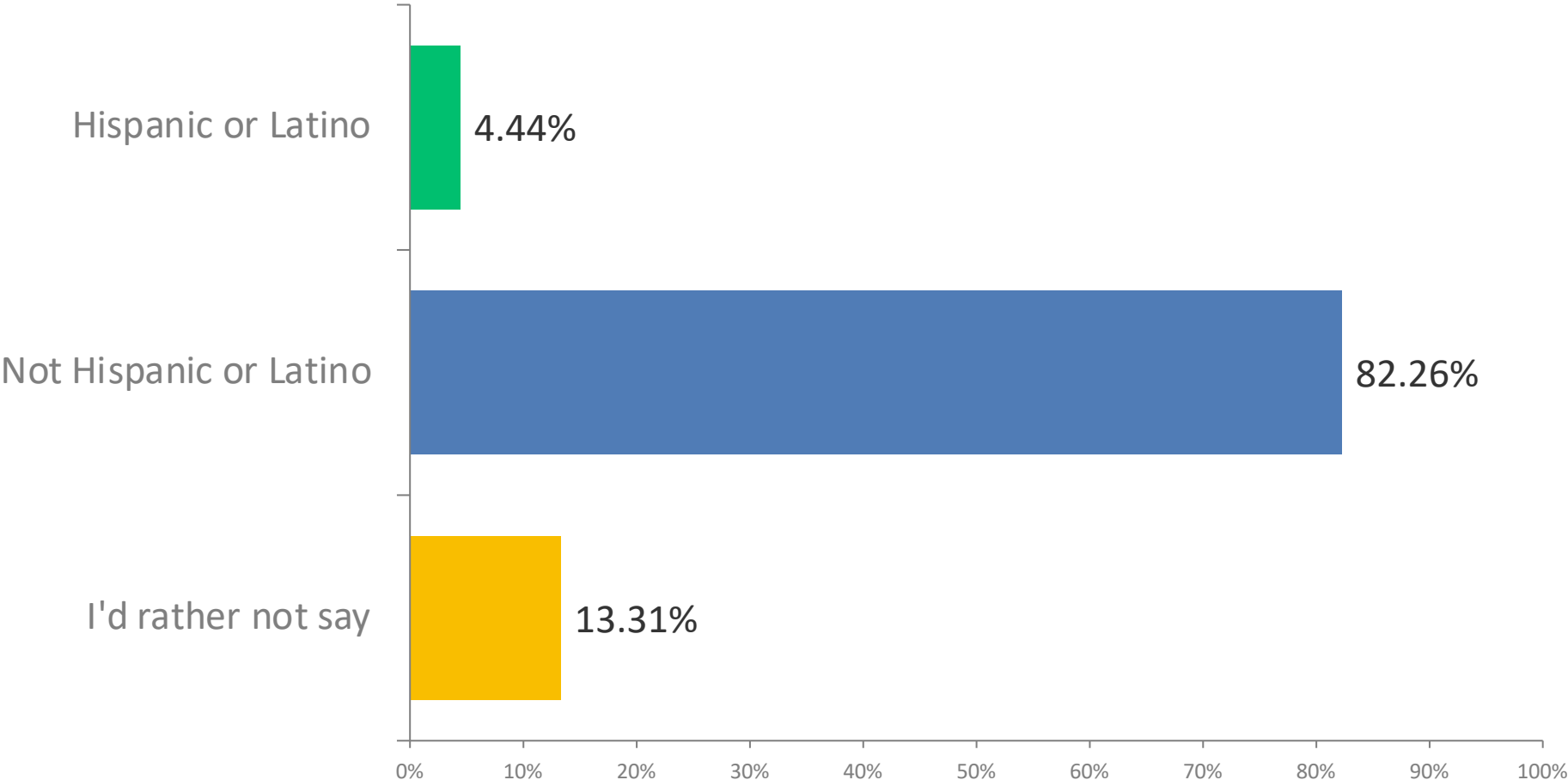
Q66: What is the race of your child?

Answered: 251 Skipped: 1

ANSWER CHOICES	RESPONSES	
White or Caucasian	77.69%	195
Asian, Native Hawaiian, or Pacific Islander	3.59%	9
Black or African American	1.20%	3
Native American, American Indian, or Alaskan Native	0%	0
Multiracial	6.37%	16
I'd rather not say	11.16%	28
TOTAL		251

Q67: What is the ethnicity of your child?

Answered: 248 Skipped: 4



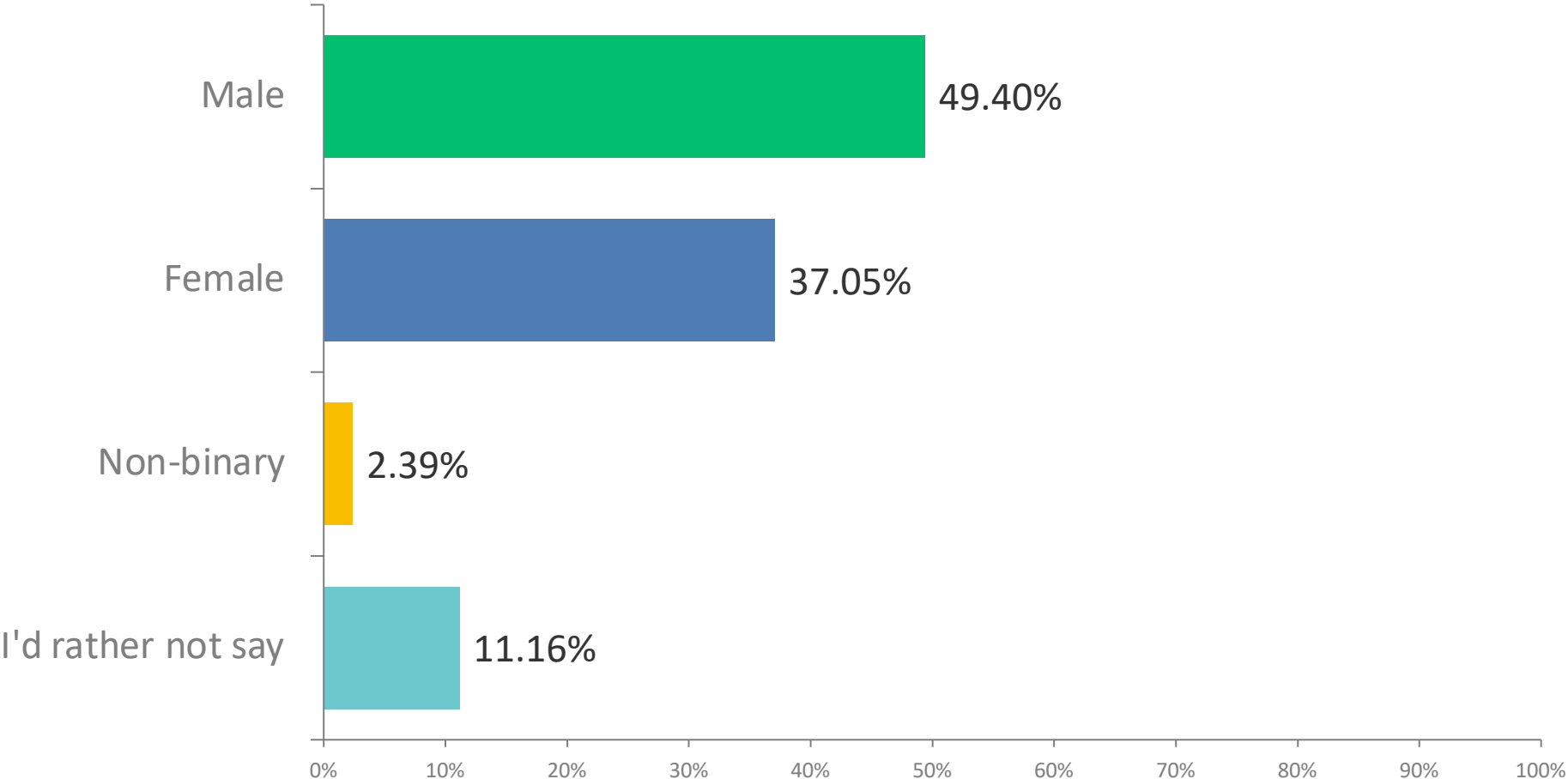
Q67: What is the ethnicity of your child?

Answered: 248 Skipped: 4

ANSWER CHOICES	RESPONSES	
Hispanic or Latino	4.44%	11
Not Hispanic or Latino	82.26%	204
I'd rather not say	13.31%	33
TOTAL		248

Q68: What is the gender of your child?

Answered: 251 Skipped: 1



Q68: What is the gender of your child?

Answered: 251 Skipped: 1

ANSWER CHOICES	RESPONSES	
Male	49.40%	124
Female	37.05%	93
Non-binary	2.39%	6
I'd rather not say	11.16%	28
TOTAL		251