

**SAU70 Comprehensive Family Costs
Survey May 2023: RMS Only**

2023 SAU70 Comprehensive Family Costs Survey: 556 responses

- 104 responses specific to Richmond Middle School
- May 2023 survey sent out to parents/guardians
- Open from 5/8/23 until 5/24/23 with multiple reminders from Superintendent
- 69-Item survey
- Items included 31 free-text response questions; see next slide for summary
- Redacted (to eliminate potentially identifiable information) free-text responses will be available separately; 124-page PDF for all schools, 34 pages for RMS
 - Free-text responses similar to “no”, “NA”, etc. were removed

	Question	Subject	Comments	Specific	RMS	
Survey Count: All: 556 RMS: 104	02	Schools Why Living Here	169	123	23	
	04	Towns Financially Challenging	180	141	22	
	06	Supplem. School Subjects	197	160	27	
	08	Taxpayers Suppl School Subj	210	173	31	
	10	Supplem Non-School Subj	129	90	17	
	12	IEP / 504	114	67	18	
Free-Text Counts →	14	Mental/Behavioral Health	107	63	11	
	16	Nutritious Meals	97	52	8	
	18	Technology Access	104	62	5	
	20	Do Athletics?	125	92	17	
	22	Athletics Taxpayers?	190	161	30	
	24	Athletics Family Costs	145	109	12	
	26	Do Performing Arts?	122	83	14	3

**Survey
Count:
All: '556
RMS:
104**

**Free-
Text
Counts
→**

Question	Subject	Comments	Specific	RMS
28	Performing Arts Taxpayers?	143	107	23
30	Perform Family Costs	107	61	10
32	Other Subject Activities?	100	55	12
34	Other Subj. Taxpayers?	99	57	9
36	Other Subj. Family Costs	65	21	3
38	Spring Break Activities	129	99	14
40	School Break Challenges	103	64	10
42	Wednesday Challenges	120	86	11
44	School Travel that Costs \$	101	60	14
46	Travel \$ Family	108	65	14
48	Travel \$ Taxpayers	143	106	19
50	Addit. School Costs?	103	64	8
52	Total Family \$ Spent	97	61	14

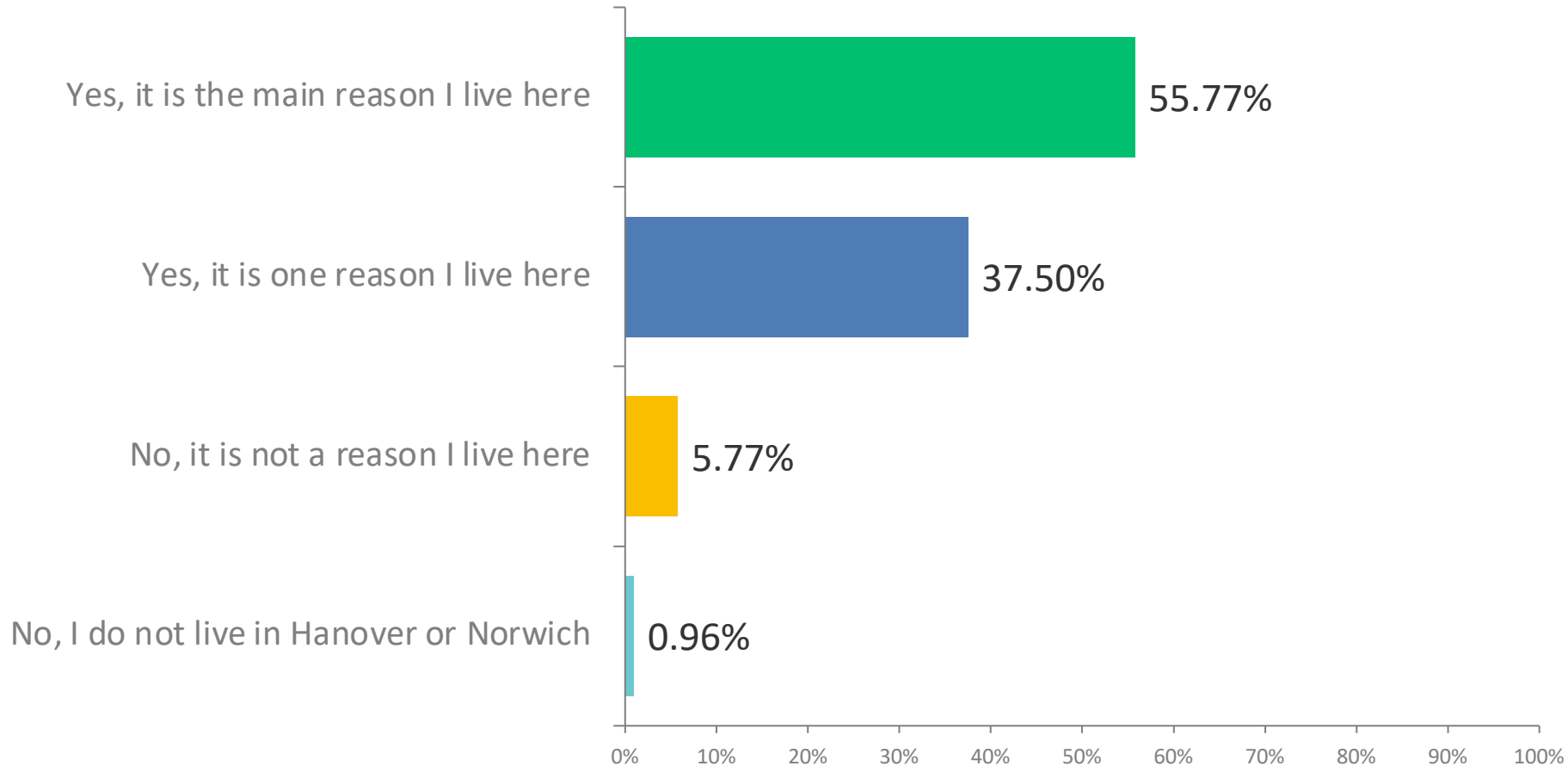
Question	Subject	Comments	Specific	RMS
54	Pressure to Pay	88	52	10
56	Feel About Total Costs	86	49	9
58	Use Financial Aid?	66	25	5
60	Financial Aid Fund?	102	68	11
69	Anything Else?	120	94	14
Totals	--	3,769	2,570	445

**Survey
Count:
All:
556
RMS:
104**

**Free-
Text
Counts
→**

Q1: Did the perceived quality of the SAU70 schools have an impact on your decision to live specifically in Hanover or Norwich?

Answered: 104 Skipped: 0



Q1: Did the perceived quality of the SAU70 schools have an impact on your decision to live specifically in Hanover or Norwich?

Answered: 104 Skipped: 0

ANSWER CHOICES

RESPONSES

Yes, it is the main reason I live here

55.77%

58

Yes, it is one reason I live here

37.50%

39

No, it is not a reason I live here

5.77%

6

No, I do not live in Hanover or Norwich

0.96%

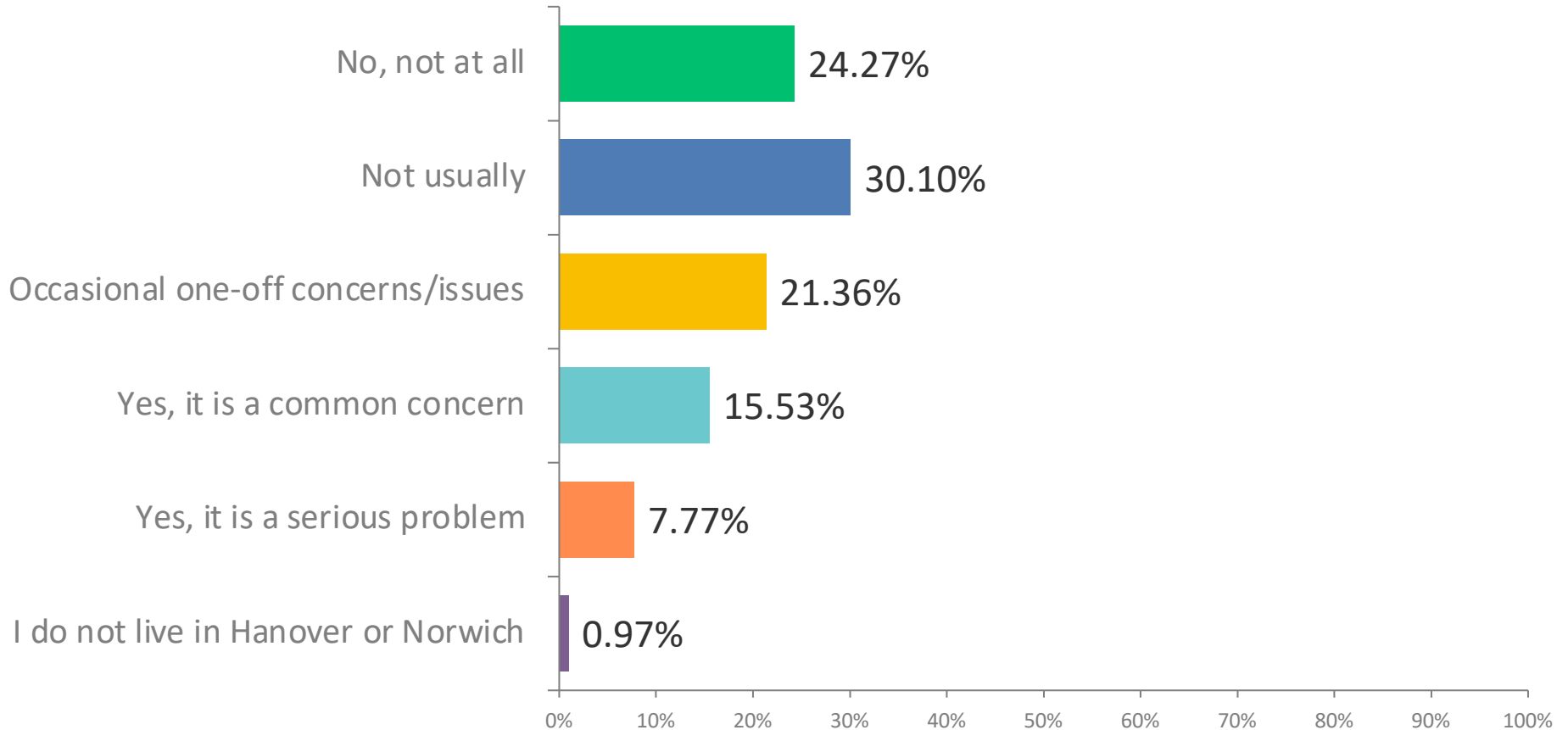
1

TOTAL

104

Q3: Generally, is living in Hanover or Norwich financially challenging for your family?

Answered: 103 Skipped: 1

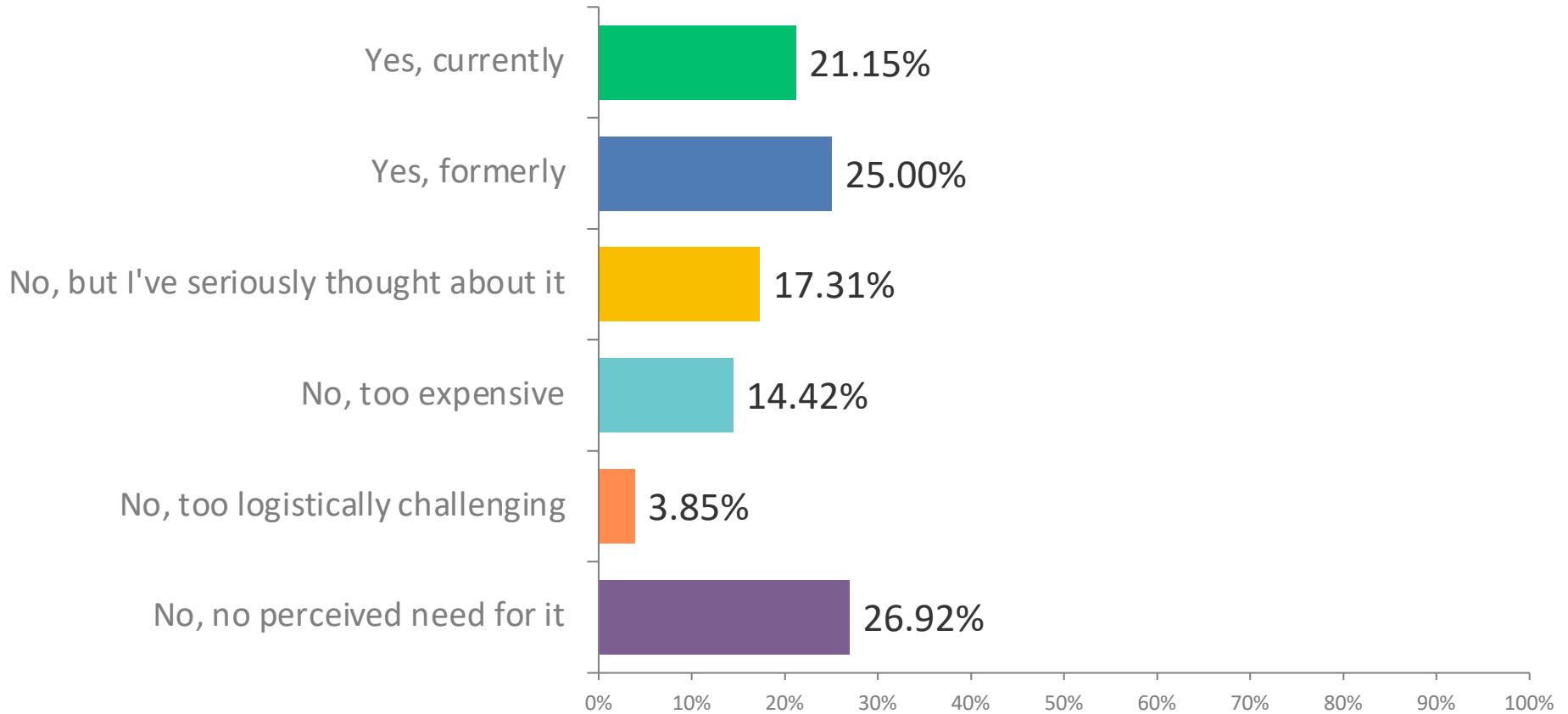


Q3: Generally, is living in Hanover or Norwich financially challenging for your family?

Answered: 103 Skipped: 1

ANSWER CHOICES	RESPONSES	
No, not at all	24.27%	25
Not usually	30.10%	31
Occasional one-off concerns/issues	21.36%	22
Yes, it is a common concern	15.53%	16
Yes, it is a serious problem	7.77%	8
I do not live in Hanover or Norwich	0.97%	1
TOTAL		103

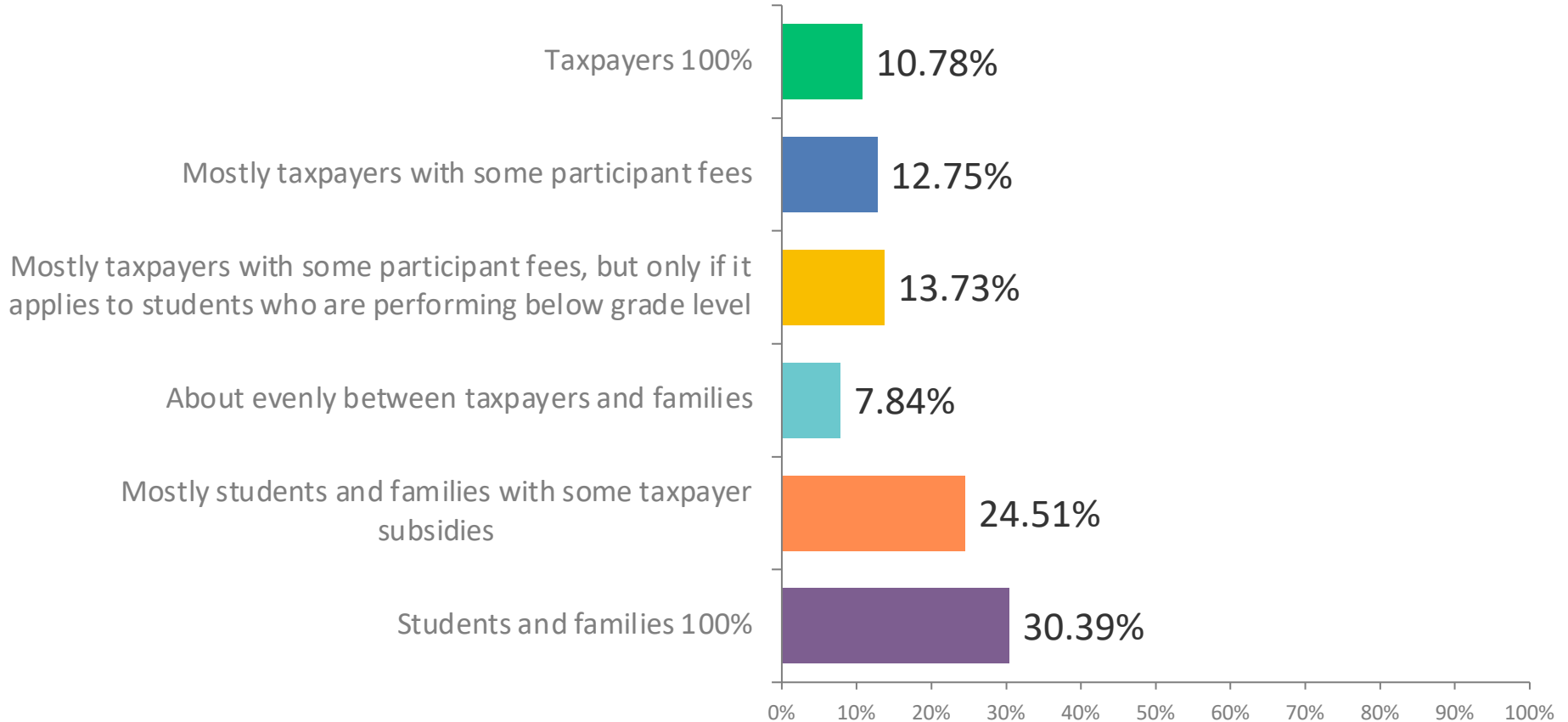
Q5: Have you ever used a supplementary private educational service for your child, such as one-on-one tutoring or group-based lessons, for subjects also taught in school, such as math, reading, or writing? Please select all that apply. Answered: 104 Skipped: 0



Q5: Have you ever used a supplementary private educational service for your child, such as one-on-one tutoring or group-based lessons, for subjects also taught in school, such as math, reading, or writing? Please select all that apply. Answered: 104 Skipped: 0

ANSWER CHOICES	RESPONSES	
Yes, currently	21.15%	22
Yes, formerly	25.00%	26
No, but I've seriously thought about it	17.31%	18
No, too expensive	14.42%	15
No, too logistically challenging	3.85%	4
No, no perceived need for it	26.92%	28
TOTAL		113

Q7: Philosophically, do you feel that taxpayers should pay for the costs of these supplementary private educational activities for subjects taught in school, or should costs be borne out by participating students and their families? Answered: 102 Skipped: 2

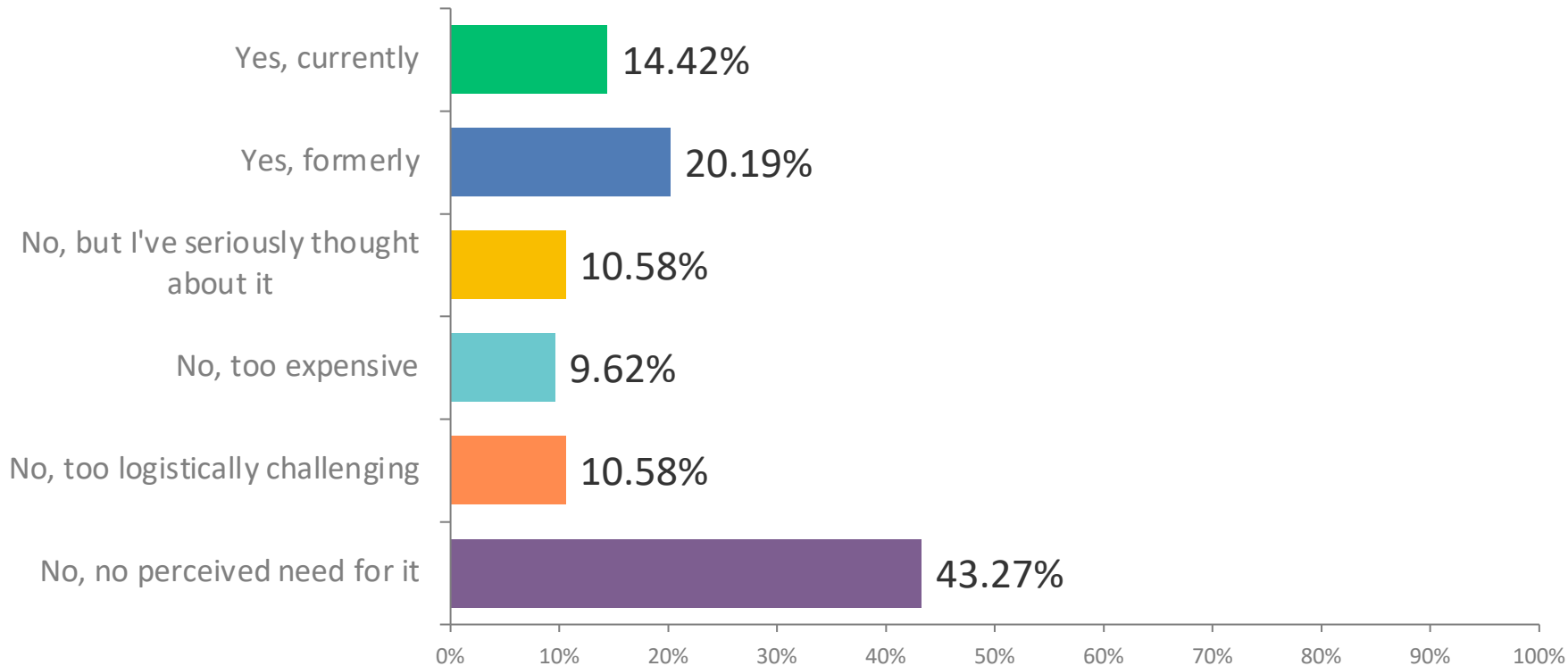


Q7: Philosophically, do you feel that taxpayers should pay for the costs of these supplementary private educational activities for subjects taught in school, or should costs be borne out by participating students and their families? Answered: 102 Skipped: 2

ANSWER CHOICES	RESPONSES	
Taxpayers 100%	10.78%	11
Mostly taxpayers with some participant fees	12.75%	13
Mostly taxpayers with some participant fees, but only if it applies to students who are performing below grade level	13.73%	14
About evenly between taxpayers and families	7.84%	8
Mostly students and families with some taxpayer subsidies	24.51%	25
Students and families 100%	30.39%	31
TOTAL		102

Q9: Have you ever used a supplementary educational service for your child, such as one-on-one tutoring or group-based lessons, for supplementary academic subjects that are not taught in your school, such as coding or additional languages not currently taught? Please select all that apply. Note that we are not referring to subject-based camps that occur only during summer or vacation breaks.

Answered: 104 Skipped: 0



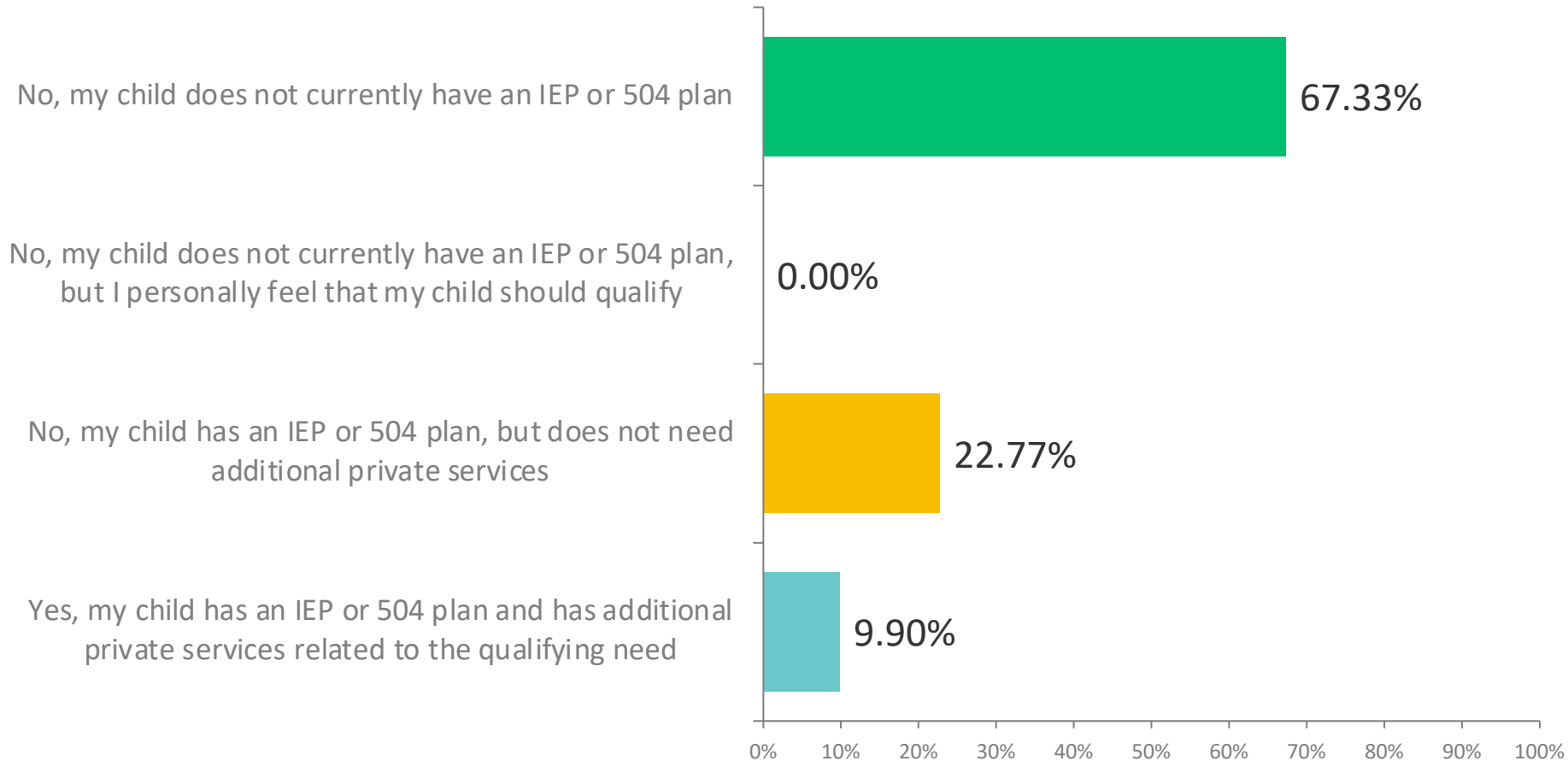
Q9: Have you ever used a supplementary educational service for your child, such as one-on-one tutoring or group-based lessons, for supplementary academic subjects that are not taught in your school, such as coding or additional languages not currently taught? Please select all that apply. Note that we are not referring to subject-based camps that occur only during summer or vacation breaks.

Answered: 104 Skipped: 0

ANSWER CHOICES	RESPONSES	
Yes, currently	14.42%	15
Yes, formerly	20.19%	21
No, but I've seriously thought about it	10.58%	11
No, too expensive	9.62%	10
No, too logistically challenging	10.58%	11
No, no perceived need for it	43.27%	45
TOTAL		113

Q11: If your child has an IEP or 504 plan, do you supplement this plan with private services?

Answered: 101 Skipped: 3



Q11: If your child has an IEP or 504 plan, do you supplement this plan with private services? Answered: 101 Skipped: 3

ANSWER CHOICES

RESPONSES

No, my child does not currently have an IEP or 504 plan 67.33% 68

No, my child does not currently have an IEP or 504 plan, but I personally feel that my child should qualify 0% 0

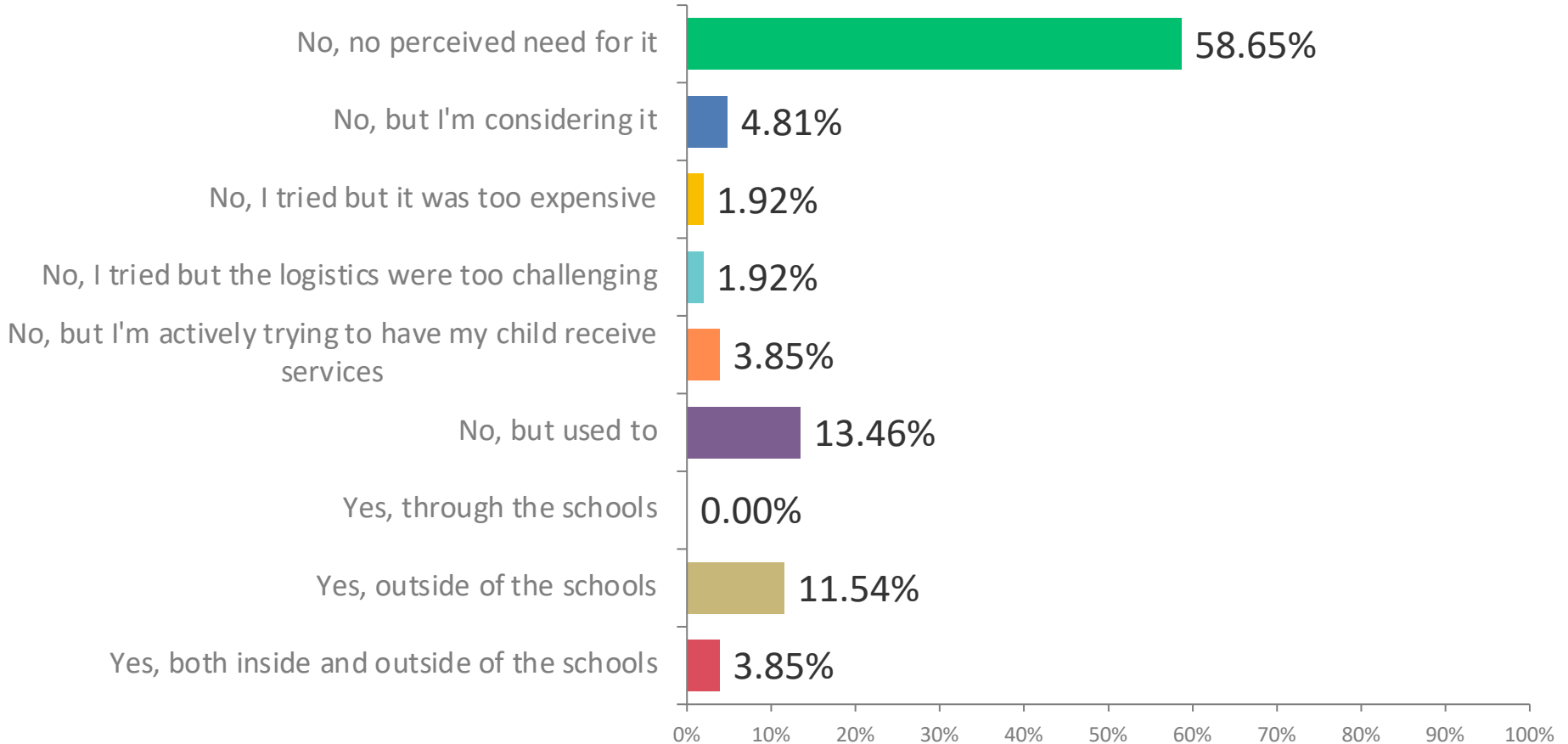
No, my child has an IEP or 504 plan, but does not need additional private services 22.77% 23

Yes, my child has an IEP or 504 plan and has additional private services related to the qualifying need 9.90% 10

TOTAL 101

Q13: Does your child currently receive mental health and/or behavioral health services?

Answered: 104 Skipped: 0



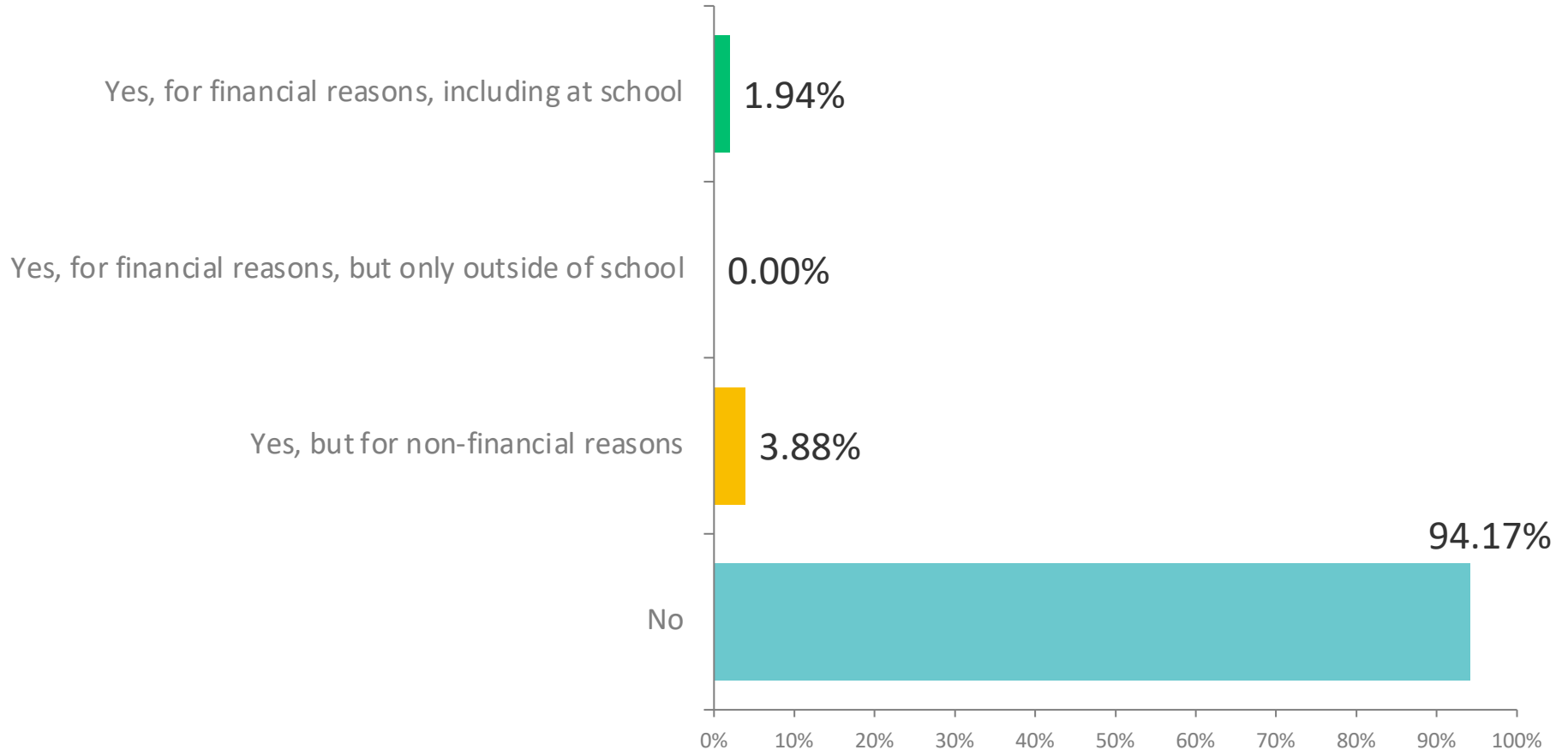
Q13: Does your child currently receive mental health and/or behavioral health services?

Answered: 104 Skipped: 0

ANSWER CHOICES	RESPONSES	
No, no perceived need for it	58.65%	61
No, but I'm considering it	4.81%	5
No, I tried but it was too expensive	1.92%	2
No, I tried but the logistics were too challenging	1.92%	2
No, but I'm actively trying to have my child receive services	3.85%	4
No, but used to	13.46%	14
Yes, through the schools	0%	0
Yes, outside of the schools	11.54%	12
Yes, both inside and outside of the schools	3.85%	4
TOTAL		104

Q15: Does your child have difficulty obtaining nutritious meals?

Answered: 103 Skipped: 1



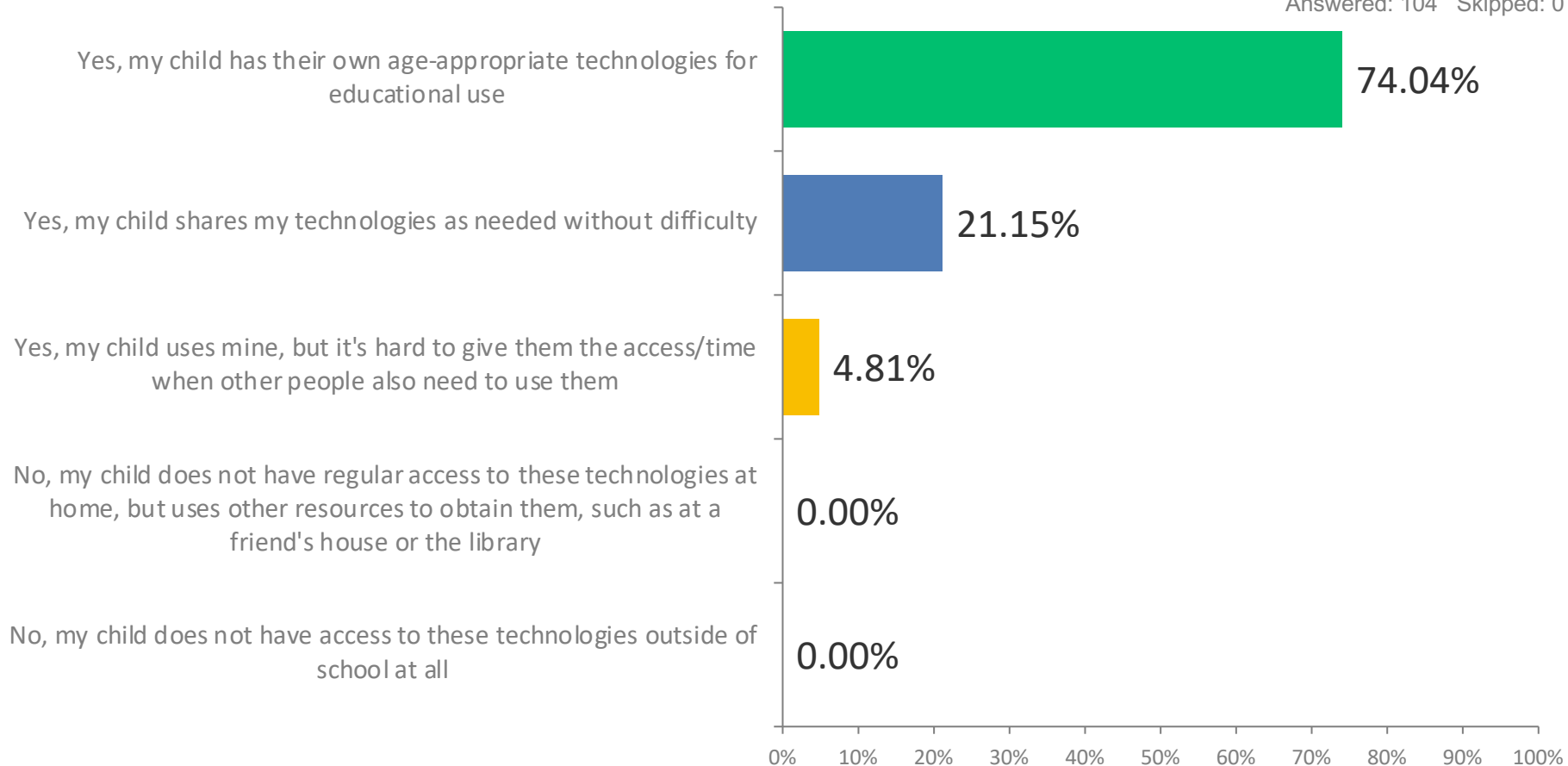
Q15: Does your child have difficulty obtaining nutritious meals?

Answered: 103 Skipped: 1

ANSWER CHOICES	RESPONSES	
Yes, for financial reasons, including at school	1.94%	2
Yes, for financial reasons, but only outside of school	0%	0
Yes, but for non-financial reasons	3.88%	4
No	94.17%	97
TOTAL		103

Q17: Does your child have regular access at home to technologies or devices needed for educational purposes, such as internet access, a computer, a tablet, or a printer?

Answered: 104 Skipped: 0



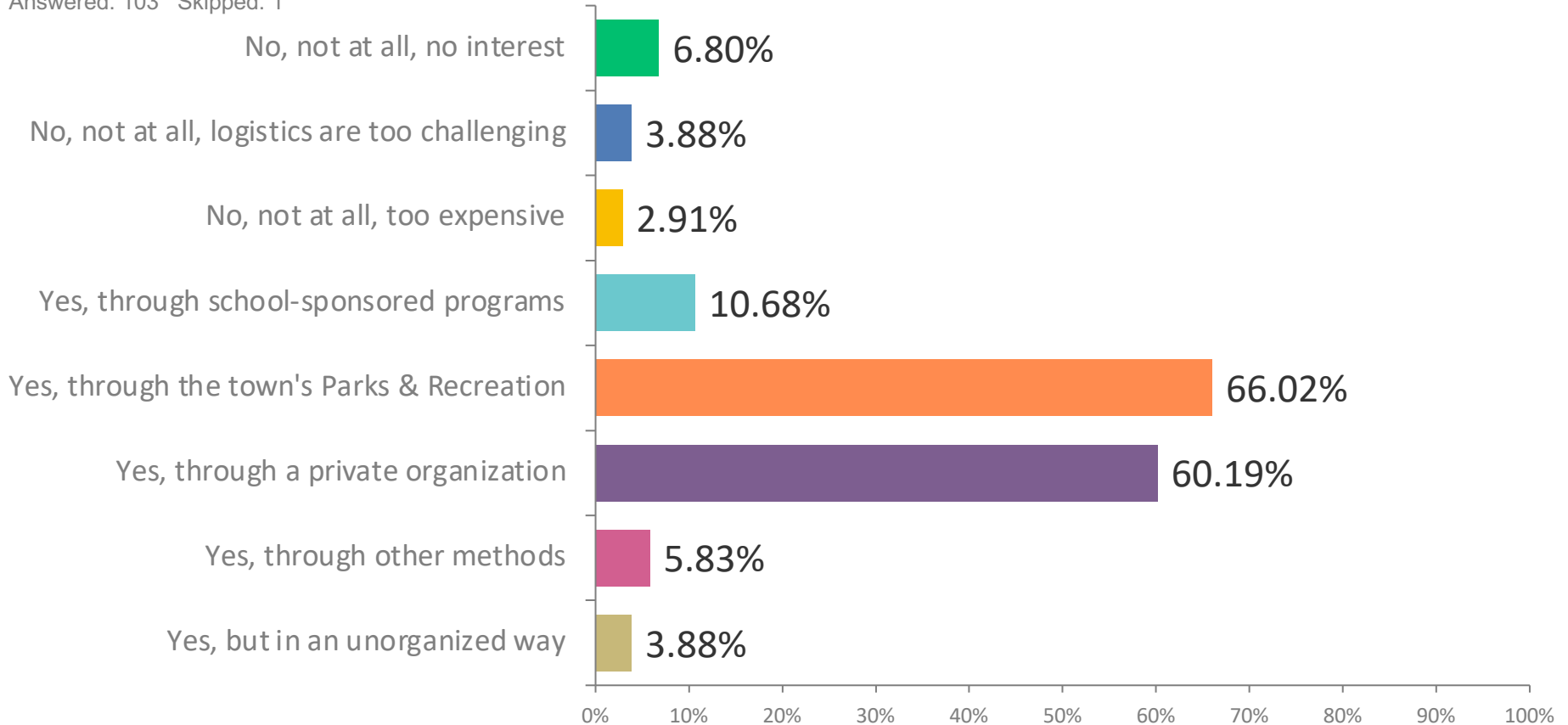
Q17: Does your child have regular access at home to technologies or devices needed for educational purposes, such as internet access, a computer, a tablet, or a printer?

Answered: 104 Skipped: 0

ANSWER CHOICES	RESPONSES	
Yes, my child has their own age-appropriate technologies for educational use	74.04%	77
Yes, my child shares my technologies as needed without difficulty	21.15%	22
Yes, my child uses mine, but it's hard to give them the access/time when other people also need to use them	4.81%	5
No, my child does not have regular access to these technologies at home, but uses other resources to obtain them, such as at a friend's house or the library	0%	0
No, my child does not have access to these technologies outside of school at all	0%	0
TOTAL		104

Q19: During this 2022-2023 academic year, does your child participate in organized afterschool athletic activities of some sort? Please select all that apply. Note that we are not referring to subject-based camps that occur only during summer or vacation breaks.

Answered: 103 Skipped: 1



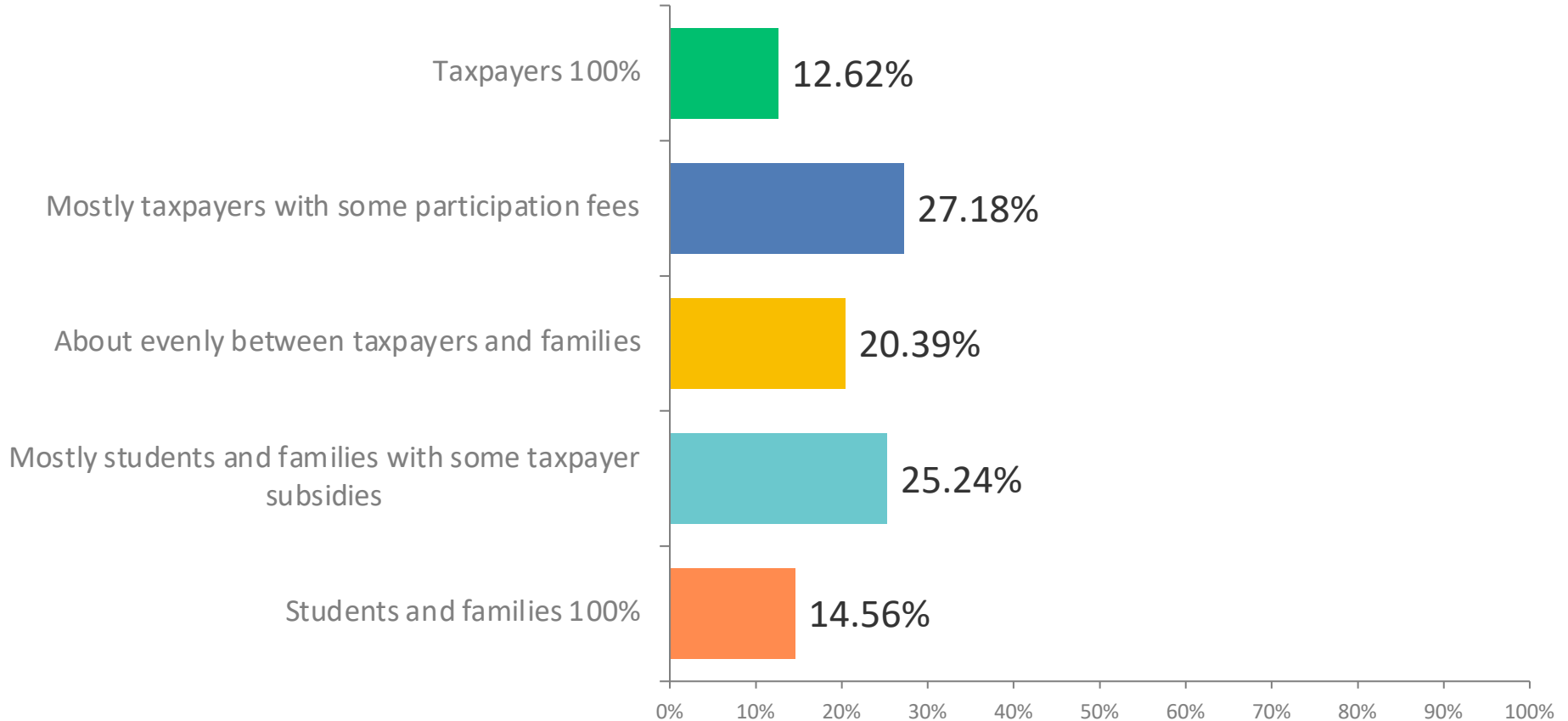
Q19: During this 2022-2023 academic year, does your child participate in organized afterschool athletic activities of some sort? Please select all that apply. Note that we are not referring to subject-based camps that occur only during summer or vacation breaks.

Answered: 103 Skipped: 1

ANSWER CHOICES	RESPONSES	
No, not at all, no interest	6.80%	7
No, not at all, logistics are too challenging	3.88%	4
No, not at all, too expensive	2.91%	3
Yes, through school-sponsored programs	10.68%	11
Yes, through the town's Parks & Recreation	66.02%	68
Yes, through a private organization	60.19%	62
Yes, through other methods	5.83%	6
Yes, but in an unorganized way	3.88%	4
TOTAL		165

Q21: Philosophically, do you feel that taxpayers should pay for the costs of these afterschool athletic activities, or should costs be borne out by participating students and their families?

Answered: 103 Skipped: 1

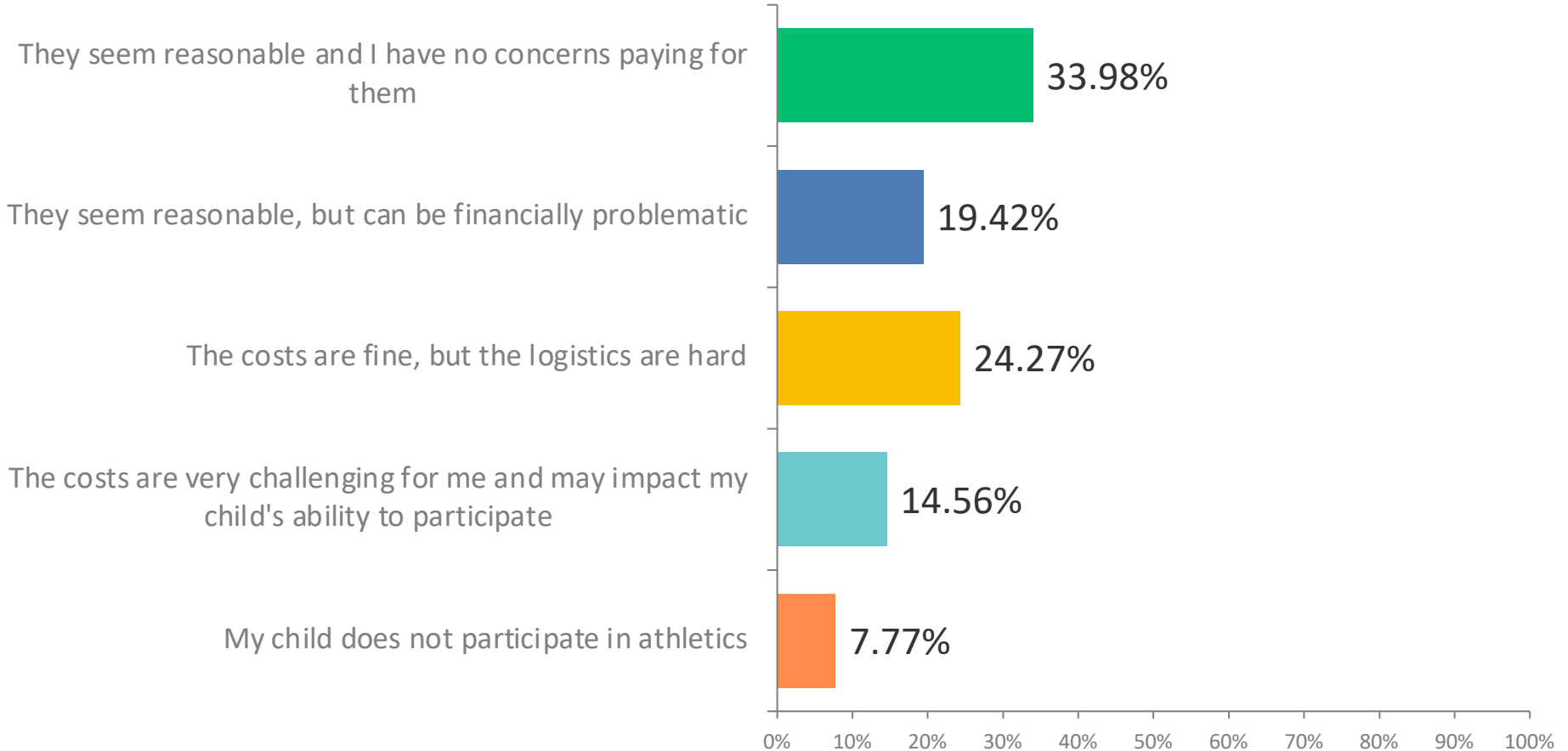


Q21: Philosophically, do you feel that taxpayers should pay for the costs of these afterschool athletic activities, or should costs be borne out by participating students and their families? Answered: 103 Skipped: 1

ANSWER CHOICES	RESPONSES	
Taxpayers 100%	12.62%	13
Mostly taxpayers with some participation fees	27.18%	28
About evenly between taxpayers and families	20.39%	21
Mostly students and families with some taxpayer subsidies	25.24%	26
Students and families 100%	14.56%	15
TOTAL		103

Q23: How do you feel about the additional costs of athletics to your family?

Answered: 103 Skipped: 1



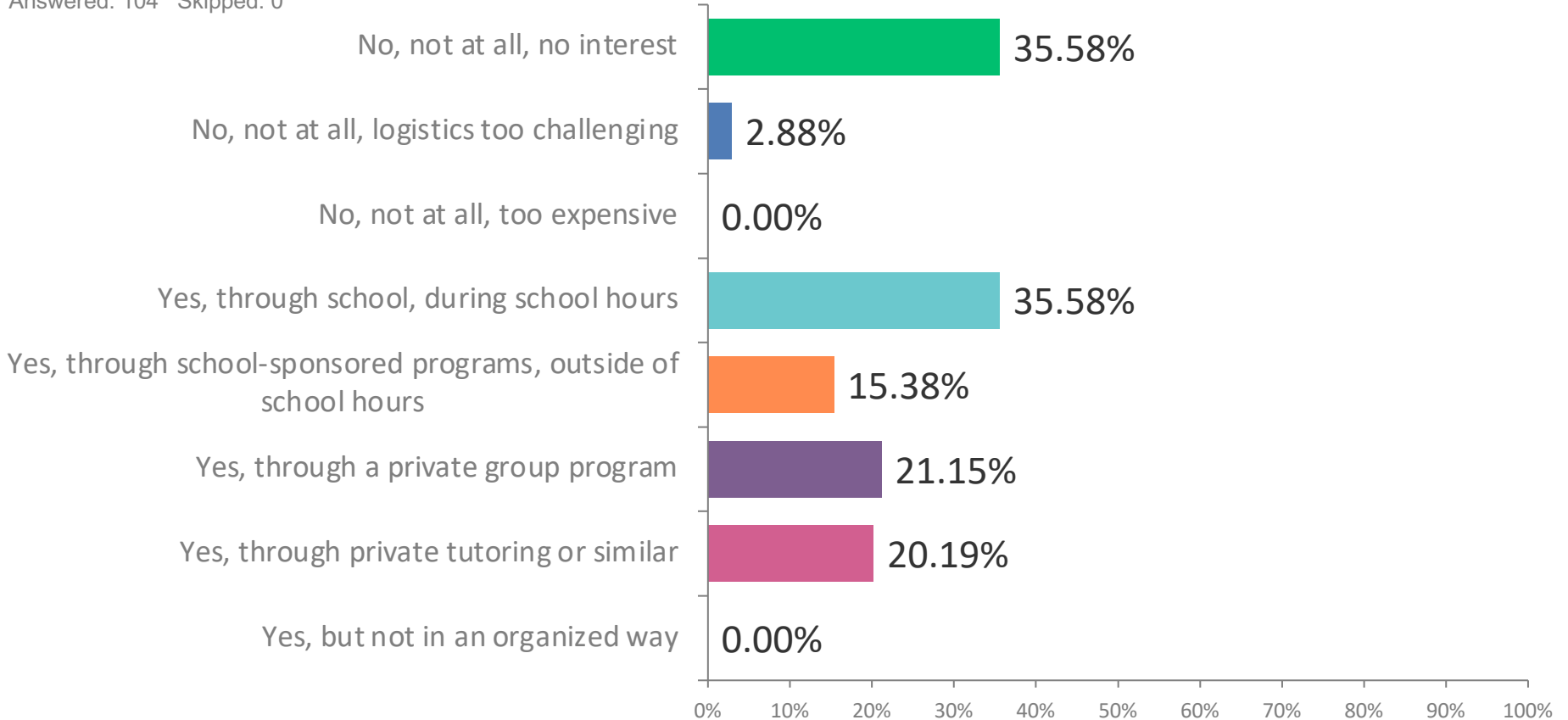
Q23: How do you feel about the additional costs of athletics to your family?

Answered: 103 Skipped: 1

ANSWER CHOICES	RESPONSES	
They seem reasonable and I have no concerns paying for them	33.98%	35
They seem reasonable, but can be financially problematic	19.42%	20
The costs are fine, but the logistics are hard	24.27%	25
The costs are very challenging for me and may impact my child's ability to participate	14.56%	15
My child does not participate in athletics	7.77%	8
TOTAL		103

Q25: During this 2022-2023 academic year, does your child participate in performing arts, such as music or theatre, of some sort? Please select all that apply. Note that we are not referring to subject-based camps that occur only during summer or vacation breaks.

Answered: 104 Skipped: 0



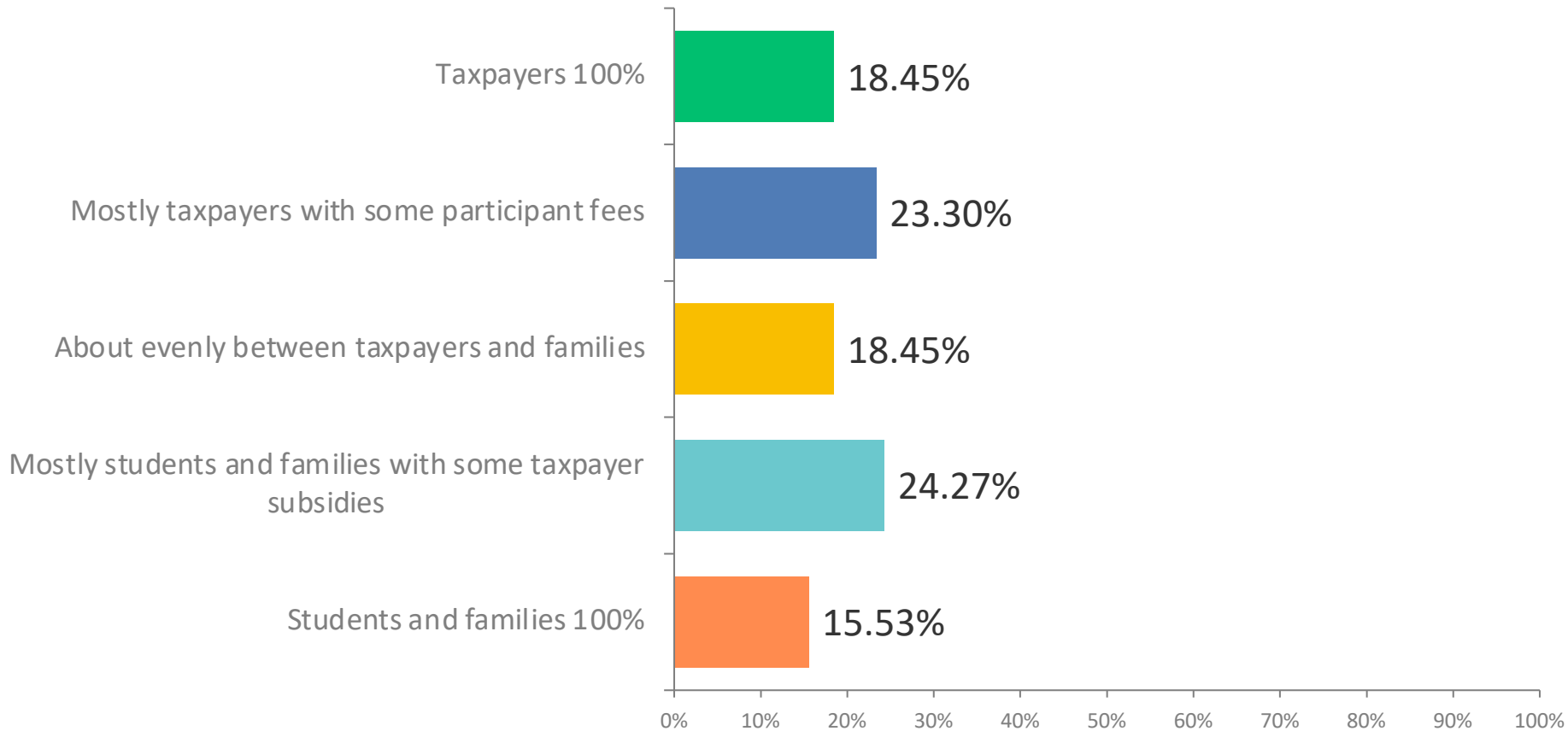
Q25: During this 2022-2023 academic year, does your child participate in performing arts, such as music or theatre, of some sort? Please select all that apply. Note that we are not referring to subject-based camps that occur only during summer or vacation breaks.

Answered: 104 Skipped: 0

ANSWER CHOICES	RESPONSES	
No, not at all, no interest	35.58%	37
No, not at all, logistics too challenging	2.88%	3
No, not at all, too expensive	0%	0
Yes, through school, during school hours	35.58%	37
Yes, through school-sponsored programs, outside of school hours	15.38%	16
Yes, through a private group program	21.15%	22
Yes, through private tutoring or similar	20.19%	21
Yes, but not in an organized way	0%	0
TOTAL		136

Q27: Philosophically, do you feel that taxpayers should pay for the costs of these performing arts activities, or should costs be borne out by participating students and their families?

Answered: 103 Skipped: 1

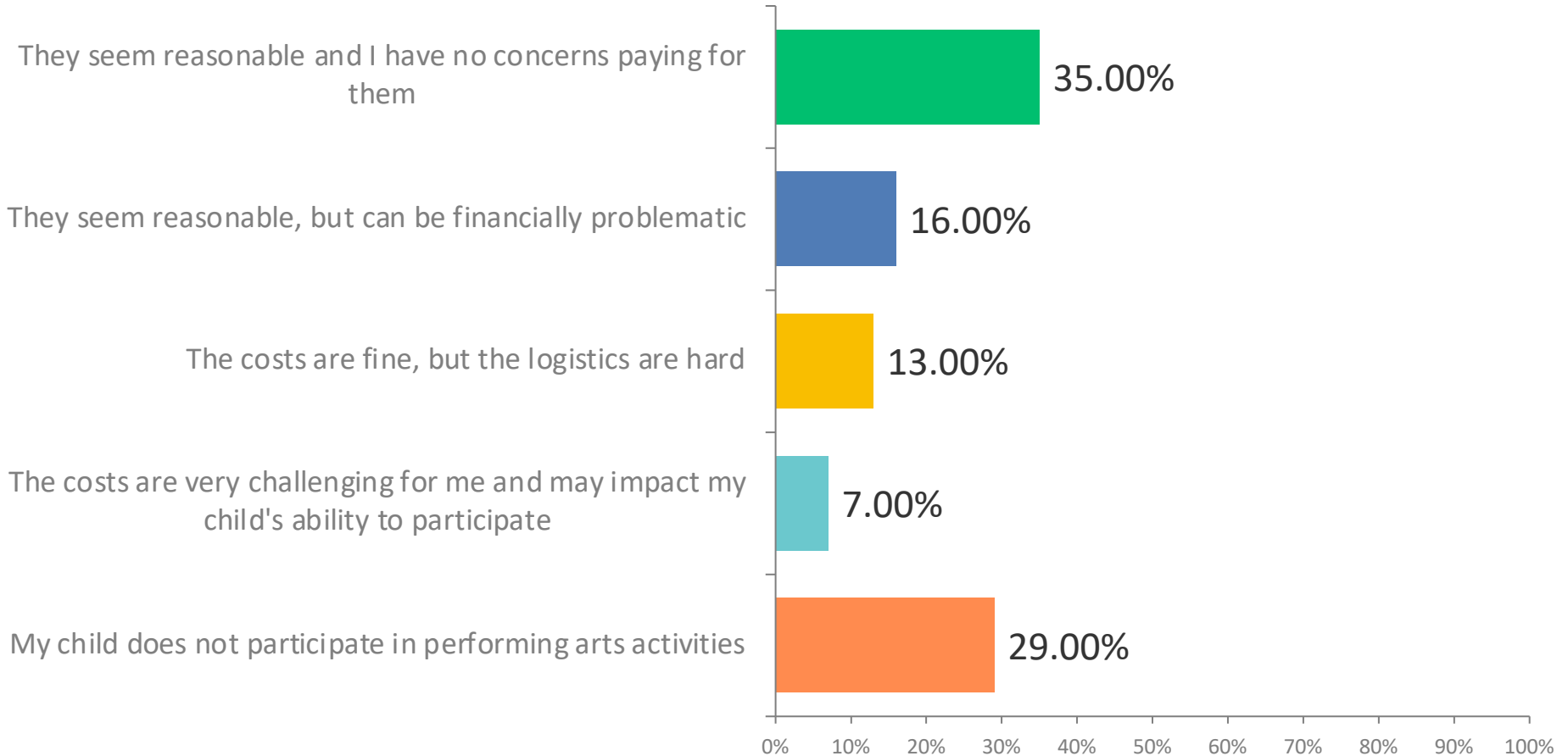


Q27: Philosophically, do you feel that taxpayers should pay for the costs of these performing arts activities, or should costs be borne out by participating students and their families? Answered: 103 Skipped: 1

ANSWER CHOICES	RESPONSES	
Taxpayers 100%	18.45%	19
Mostly taxpayers with some participant fees	23.30%	24
About evenly between taxpayers and families	18.45%	19
Mostly students and families with some taxpayer subsidies	24.27%	25
Students and families 100%	15.53%	16
TOTAL		103

Q29: How do you feel about the additional costs of performing arts to your family?

Answered: 100 Skipped: 4

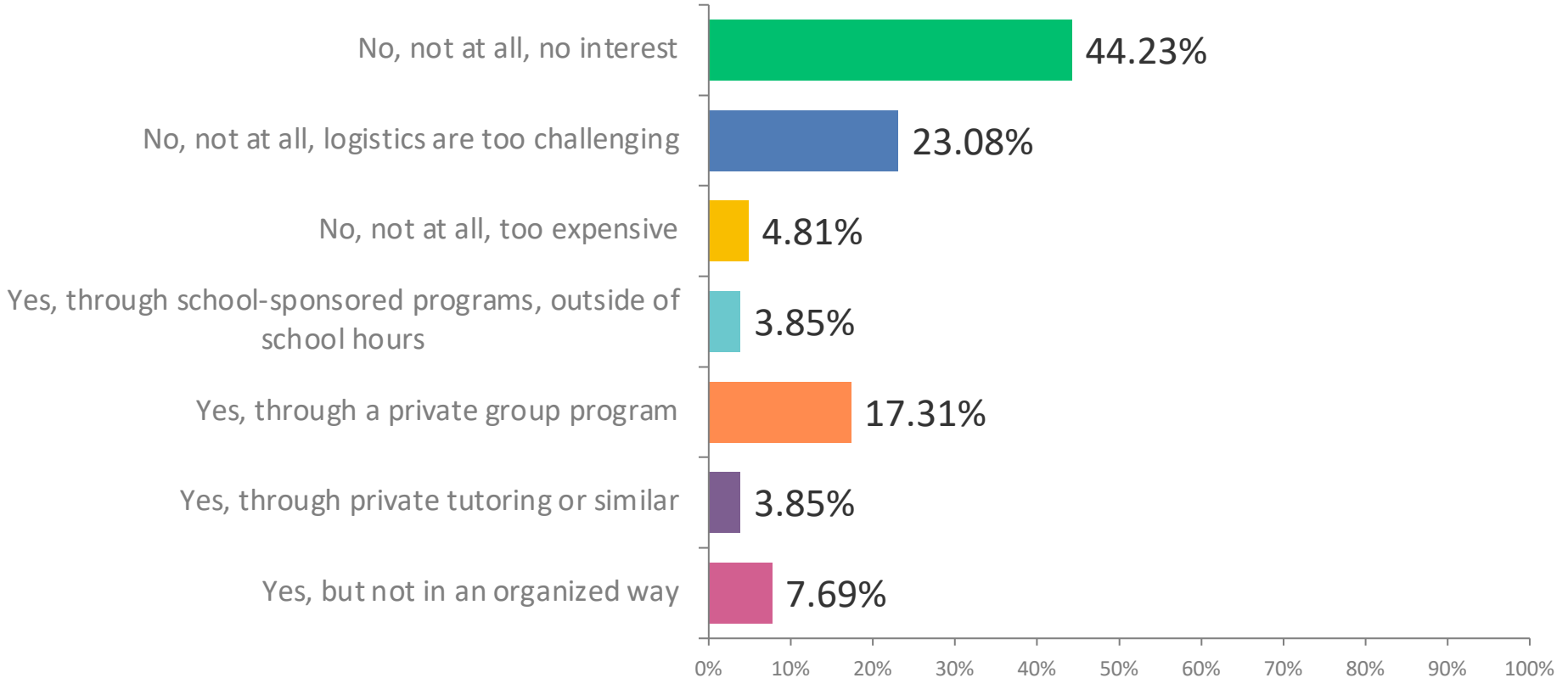


Q29: How do you feel about the additional costs of performing arts to your family?

Answered: 100 Skipped: 4

ANSWER CHOICES	RESPONSES	
They seem reasonable and I have no concerns paying for them	35.00%	35
They seem reasonable, but can be financially problematic	16.00%	16
The costs are fine, but the logistics are hard	13.00%	13
The costs are very challenging for me and may impact my child's ability to participate	7.00%	7
My child does not participate in performing arts activities	29.00%	29
TOTAL		100

Q31: During this 2022-2023 academic year, does your child participate outside of school in other subject-specific activities not related to previous questions, such as robotics or art, of some sort? Please select all that apply. Note that we are not referring to subject-based camps that occur only during summer or vacation breaks. Answered: 104 Skipped: 0

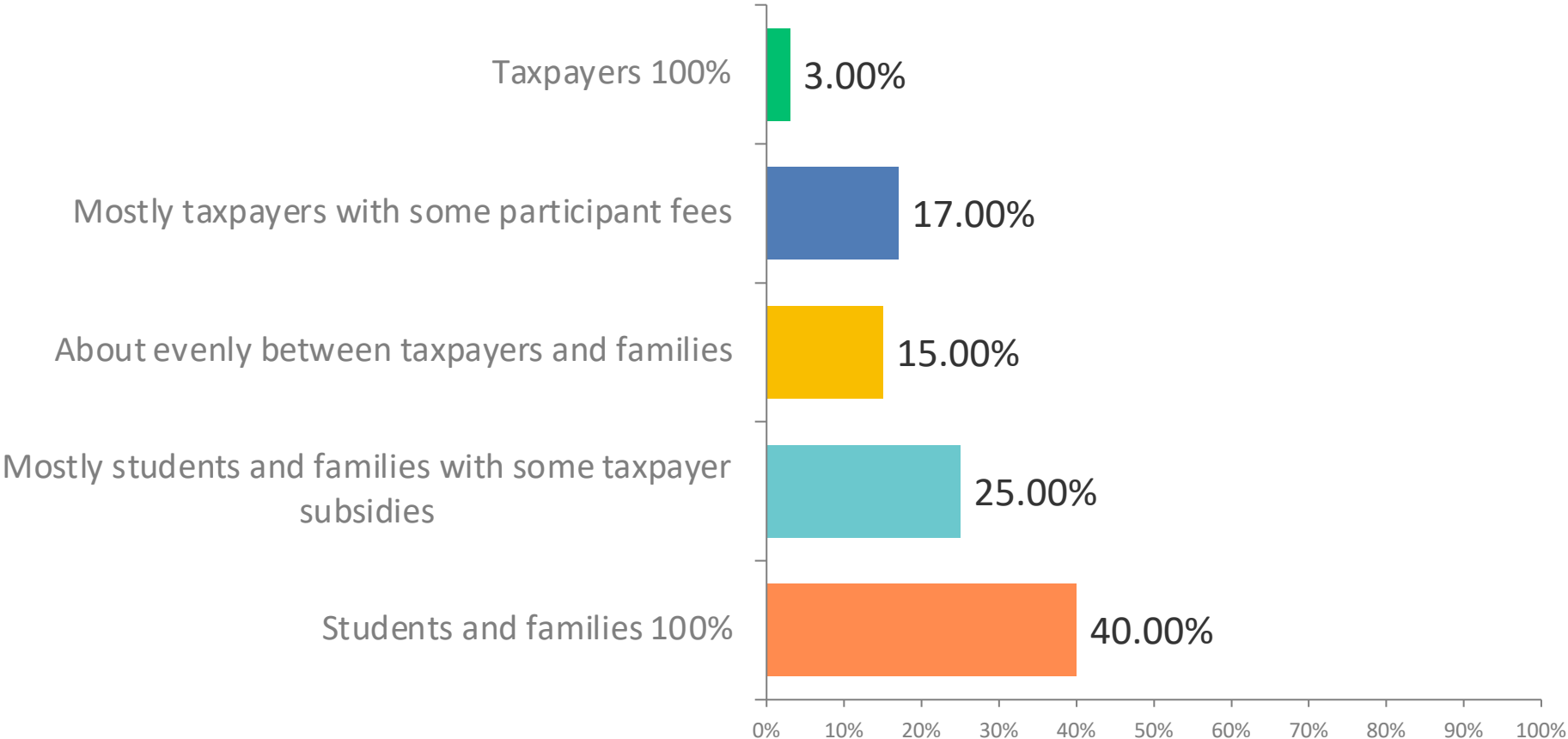


Q31: During this 2022-2023 academic year, does your child participate outside of school in other subject-specific activities not related to previous questions, such as robotics or art, of some sort? Please select all that apply. Note that we are not referring to subject-based camps that occur only during summer or vacation breaks. Answered: 104 Skipped: 0

ANSWER CHOICES	RESPONSES	
No, not at all, no interest	44.23%	46
No, not at all, logistics are too challenging	23.08%	24
No, not at all, too expensive	4.81%	5
Yes, through school-sponsored programs, outside of school hours	3.85%	4
Yes, through a private group program	17.31%	18
Yes, through private tutoring or similar	3.85%	4
Yes, but not in an organized way	7.69%	8
TOTAL		109

Q33: Philosophically, do you feel that taxpayers should pay for the costs of these other activities, or should costs be borne out by participating students and their families?

Answered: 100 Skipped: 4



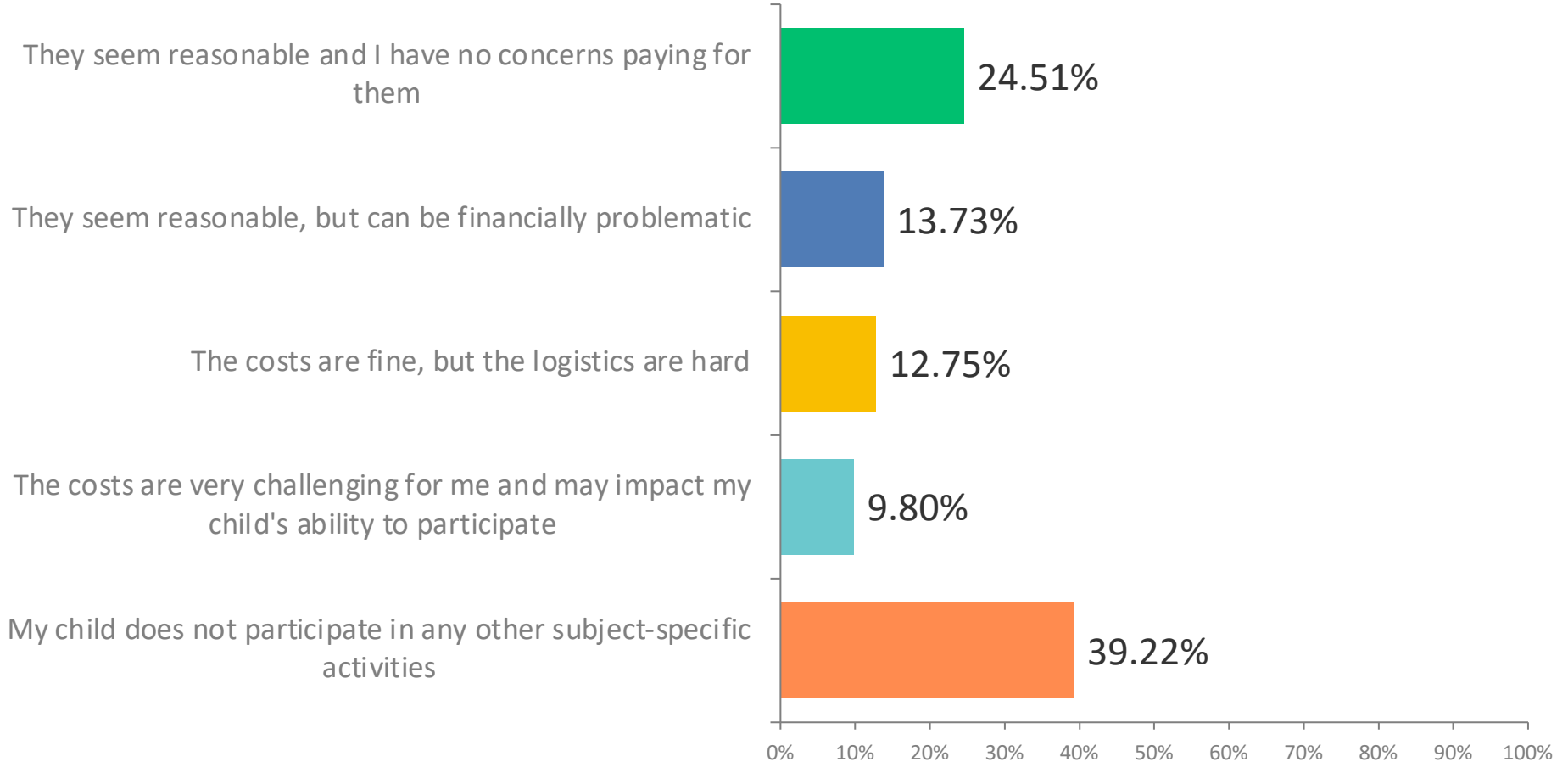
Q33: Philosophically, do you feel that taxpayers should pay for the costs of these other activities, or should costs be borne out by participating students and their families?

Answered: 100 Skipped: 4

ANSWER CHOICES	RESPONSES	
Taxpayers 100%	3.00%	3
Mostly taxpayers with some participant fees	17.00%	17
About evenly between taxpayers and families	15.00%	15
Mostly students and families with some taxpayer subsidies	25.00%	25
Students and families 100%	40.0%	40
TOTAL		100

Q35: How do you feel about the additional costs of these other activities to your family?

Answered: 102 Skipped: 2



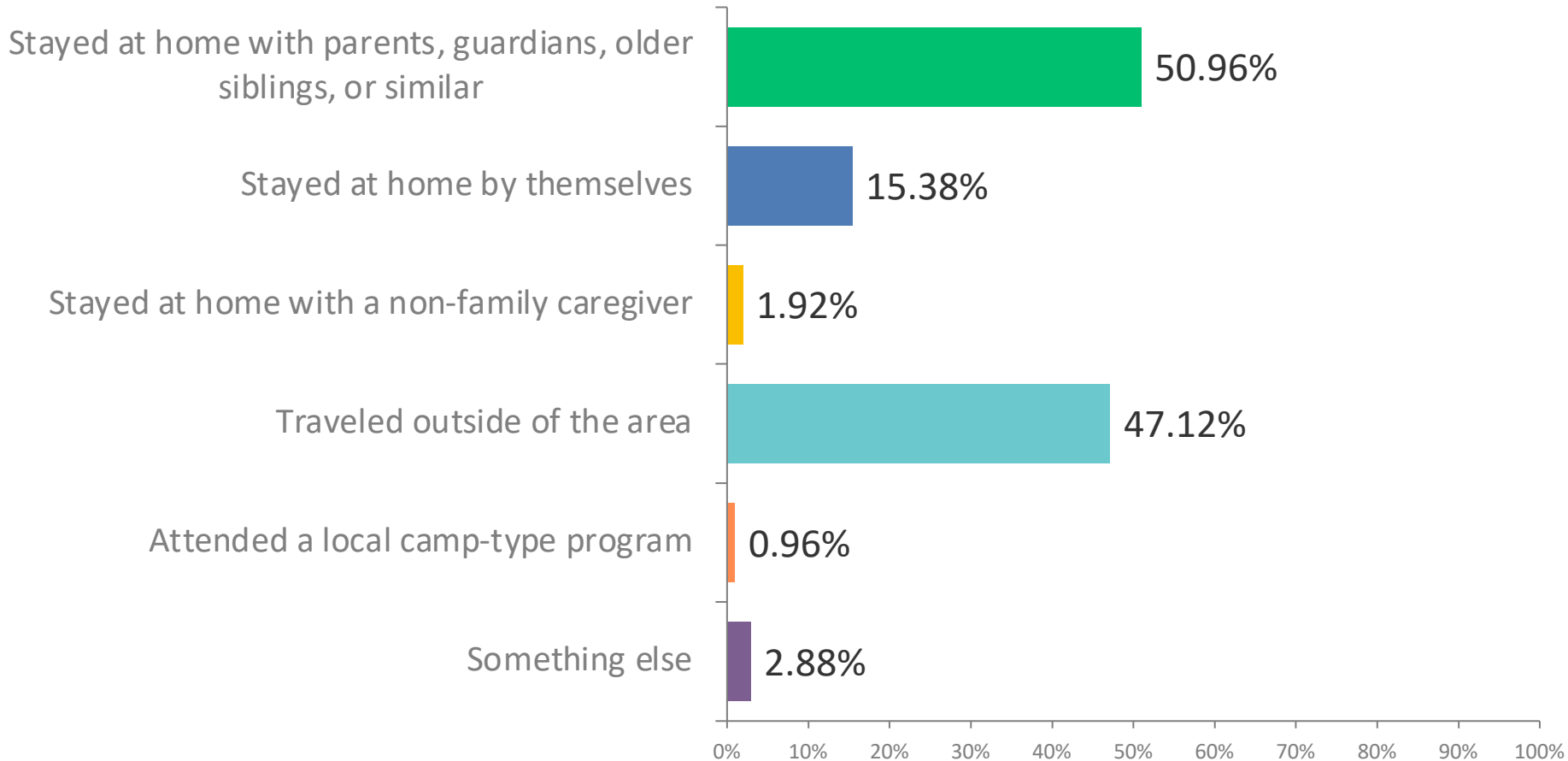
Q35: How do you feel about the additional costs of these other activities to your family?

Answered: 102 Skipped: 2

ANSWER CHOICES	RESPONSES	
They seem reasonable and I have no concerns paying for them	24.51%	25
They seem reasonable, but can be financially problematic	13.73%	14
The costs are fine, but the logistics are hard	12.75%	13
The costs are very challenging for me and may impact my child's ability to participate	9.80%	10
My child does not participate in any other subject-specific activities	39.22%	40
TOTAL		102

Q37: During the recent April Spring Break, what did your child do during workday hours? Please select all that apply.

Answered: 104 Skipped: 0



Q37: During the recent April Spring Break, what did your child do during workday hours?
Please select all that apply. Answered: 104 Skipped: 0

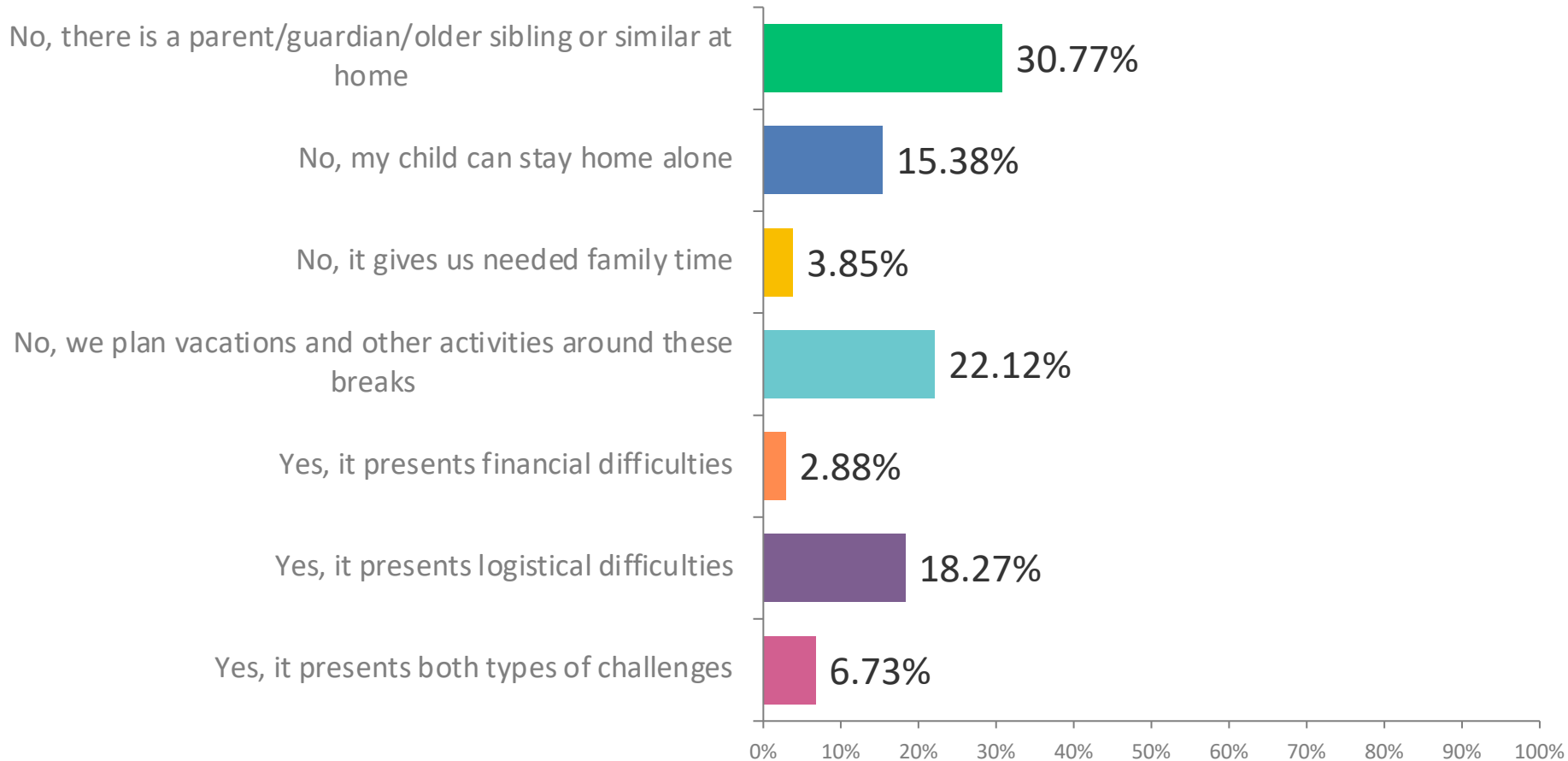
ANSWER CHOICES

RESPONSES

Stayed at home with parents, guardians, older siblings, or similar	50.96%	53
Stayed at home by themselves	15.38%	16
Stayed at home with a non-family caregiver	1.92%	2
Traveled outside of the area	47.12%	49
Attended a local camp-type program	0.96%	1
Something else	2.88%	3
TOTAL		124

Q39: Does providing caregiving or activities for your child during school breaks present challenges for your family?

Answered: 104 Skipped: 0

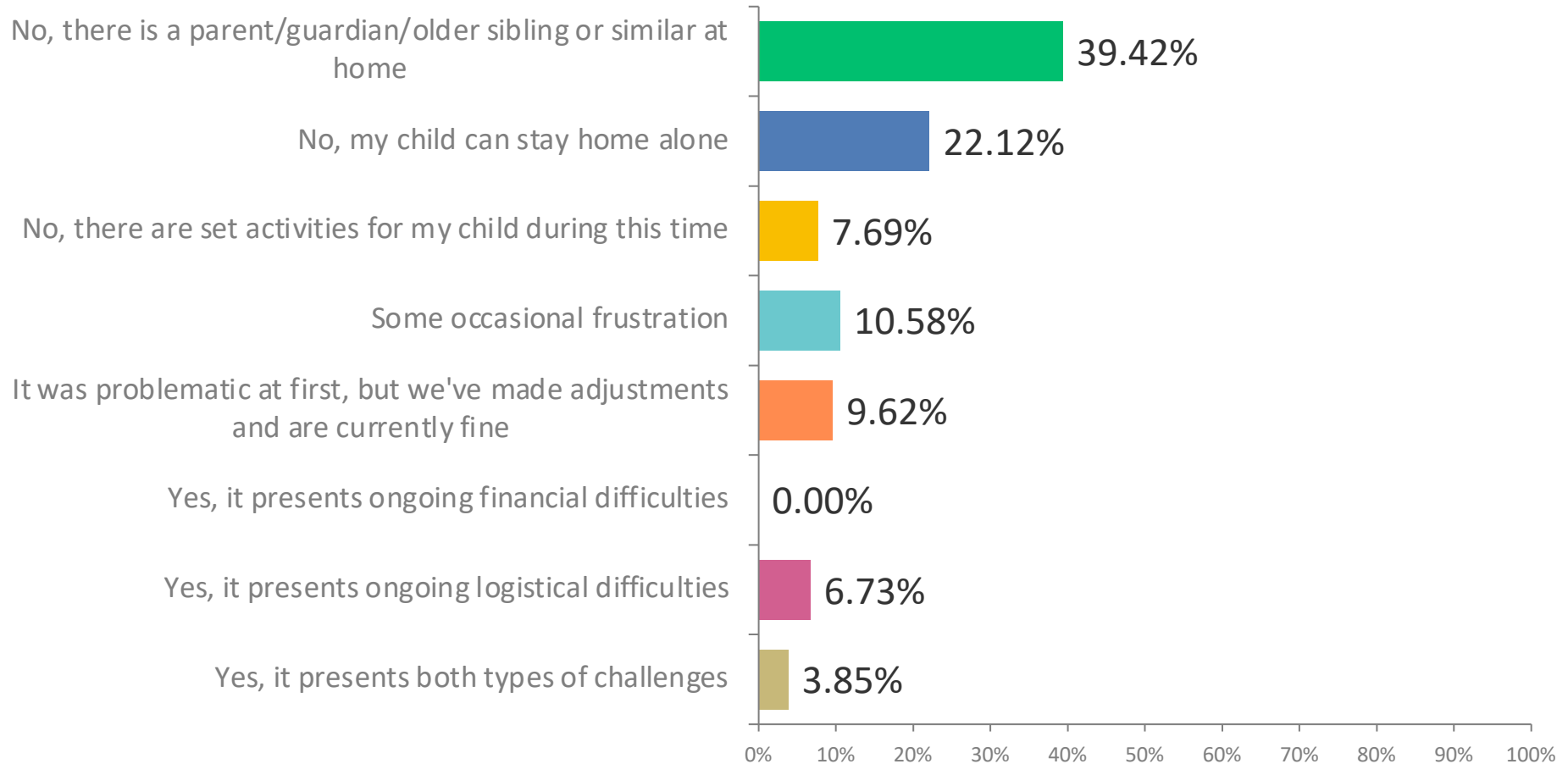


Q39: Does providing caregiving or activities for your child during school breaks present challenges for your family?

Answered: 104 Skipped: 0

ANSWER CHOICES	RESPONSES	
No, there is a parent/guardian/older sibling or similar at home	30.77%	32
No, my child can stay home alone	15.38%	16
No, it gives us needed family time	3.85%	4
No, we plan vacations and other activities around these breaks	22.12%	23
Yes, it presents financial difficulties	2.88%	3
Yes, it presents logistical difficulties	18.27%	19
Yes, it presents both types of challenges	6.73%	7
TOTAL		104

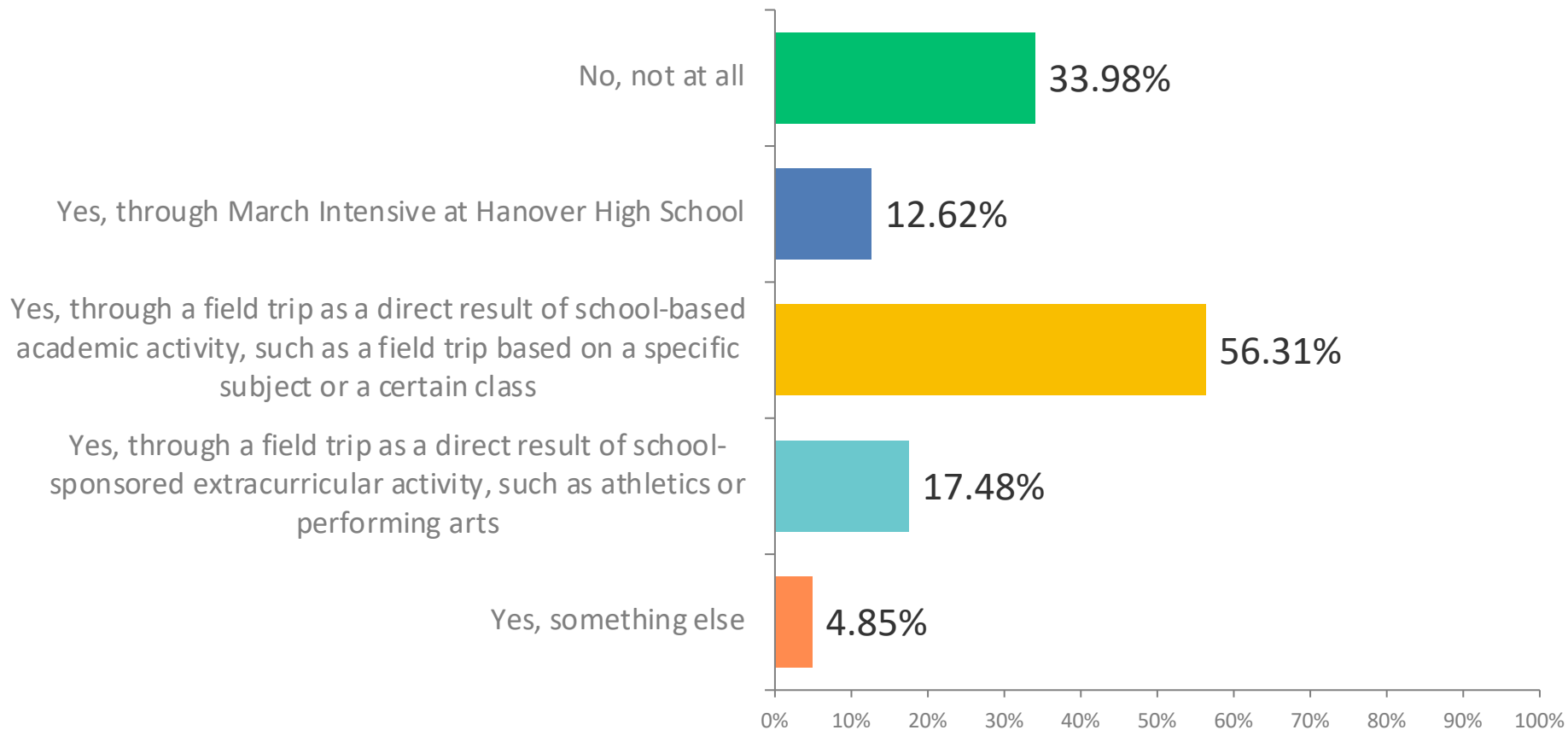
Q41: Does early Wednesday dismissal present challenges for your family? Answered: 104 Skipped: 0



Q41: Does early Wednesday dismissal present challenges for your family? Answered: 104 Skipped: 0

ANSWER CHOICES	RESPONSES	
No, there is a parent/guardian/older sibling or similar at home	39.42%	41
No, my child can stay home alone	22.12%	23
No, there are set activities for my child during this time	7.69%	8
Some occasional frustration	10.58%	11
It was problematic at first, but we've made adjustments and are currently fine	9.62%	10
Yes, it presents ongoing financial difficulties	0%	0
Yes, it presents ongoing logistical difficulties	6.73%	7
Yes, it presents both types of challenges	3.85%	4
TOTAL		104

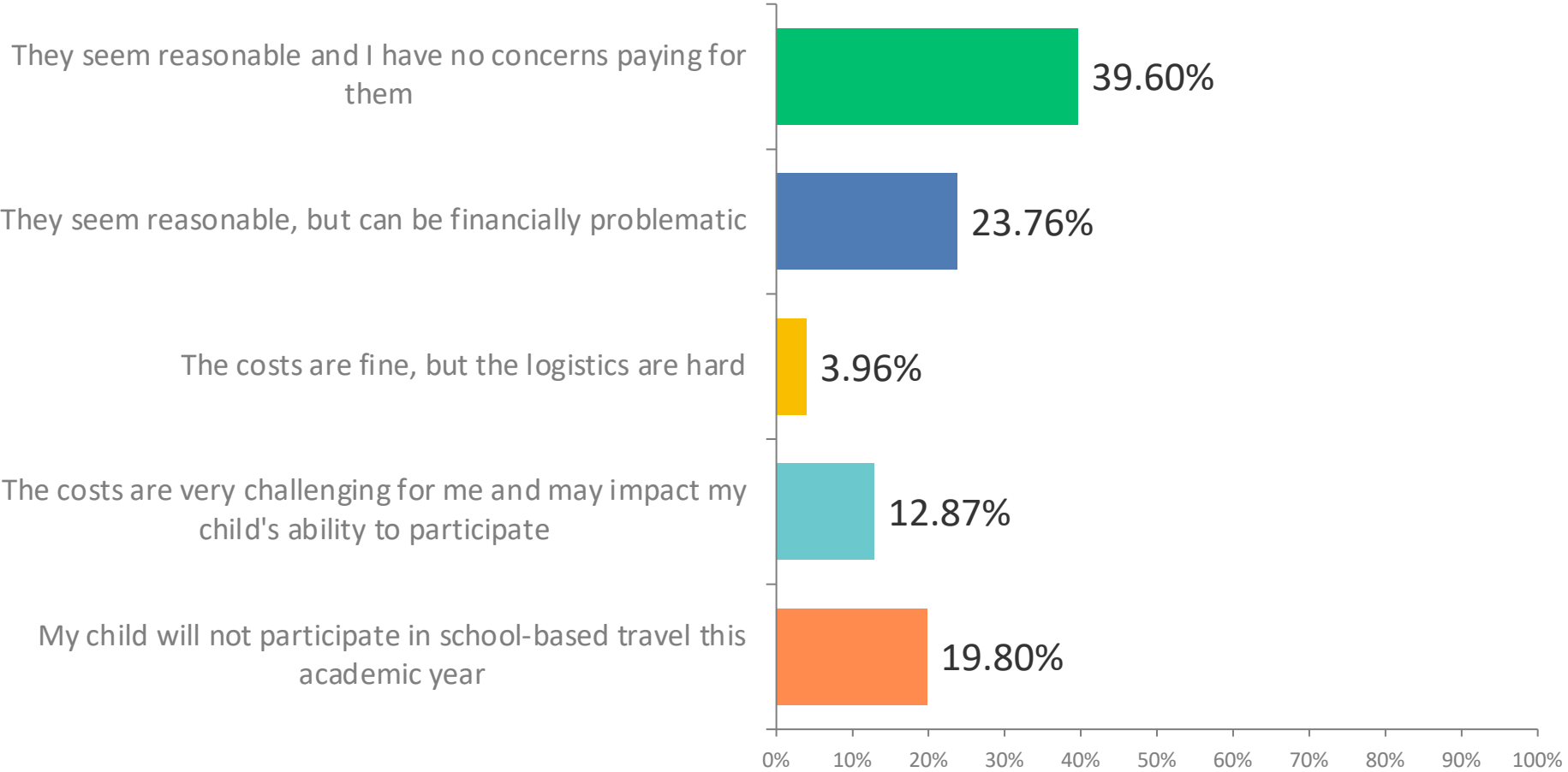
Q43: During the 2022-2023 academic year, do you anticipate that your child will travel (or will be offered a travel opportunity) for school-sponsored activities that will cost additional money to you? Please select all that apply. Answered: 103 Skipped: 1



Q43: During the 2022-2023 academic year, do you anticipate that your child will travel (or will be offered a travel opportunity) for school-sponsored activities that will cost additional money to you? Please select all that apply. Answered: 103 Skipped: 1

ANSWER CHOICES	RESPONSES	
No, not at all	33.98%	35
Yes, through March Intensive at Hanover High School	12.62%	13
Yes, through a field trip as a direct result of school-based academic activity, such as a field trip based on a specific subject or a certain class	56.31%	58
Yes, through a field trip as a direct result of school-sponsored extracurricular activity, such as athletics or performing arts	17.48%	18
Yes, something else	4.85%	5
TOTAL		129

Q45: How do you feel about the additional costs of this travel to your family? Answered: 101 Skipped: 3



Q45: How do you feel about the additional costs of this travel to your family? Answered: 101 Skipped: 3

ANSWER CHOICES

RESPONSES

They seem reasonable and I have no concerns paying for them 39.60% 40

They seem reasonable, but can be financially problematic 23.76% 24

The costs are fine, but the logistics are hard 3.96% 4

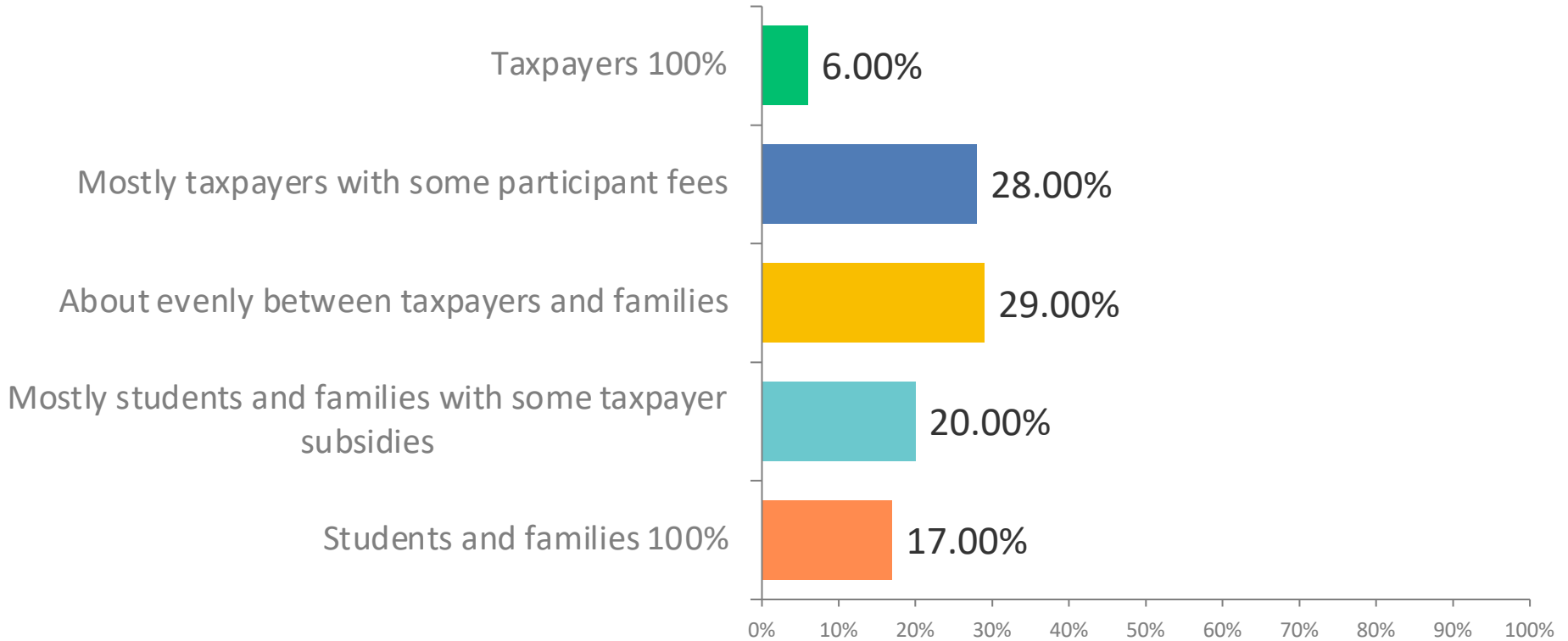
The costs are very challenging for me and may impact my child's ability to participate 12.87% 13

My child will not participate in school-based travel this academic year 19.80% 20

TOTAL 101

Q47: Philosophically, do you feel that taxpayers should pay for the costs of these school-sponsored travel activities, or should costs be borne out by participating students and their families?

Answered: 100 Skipped: 4

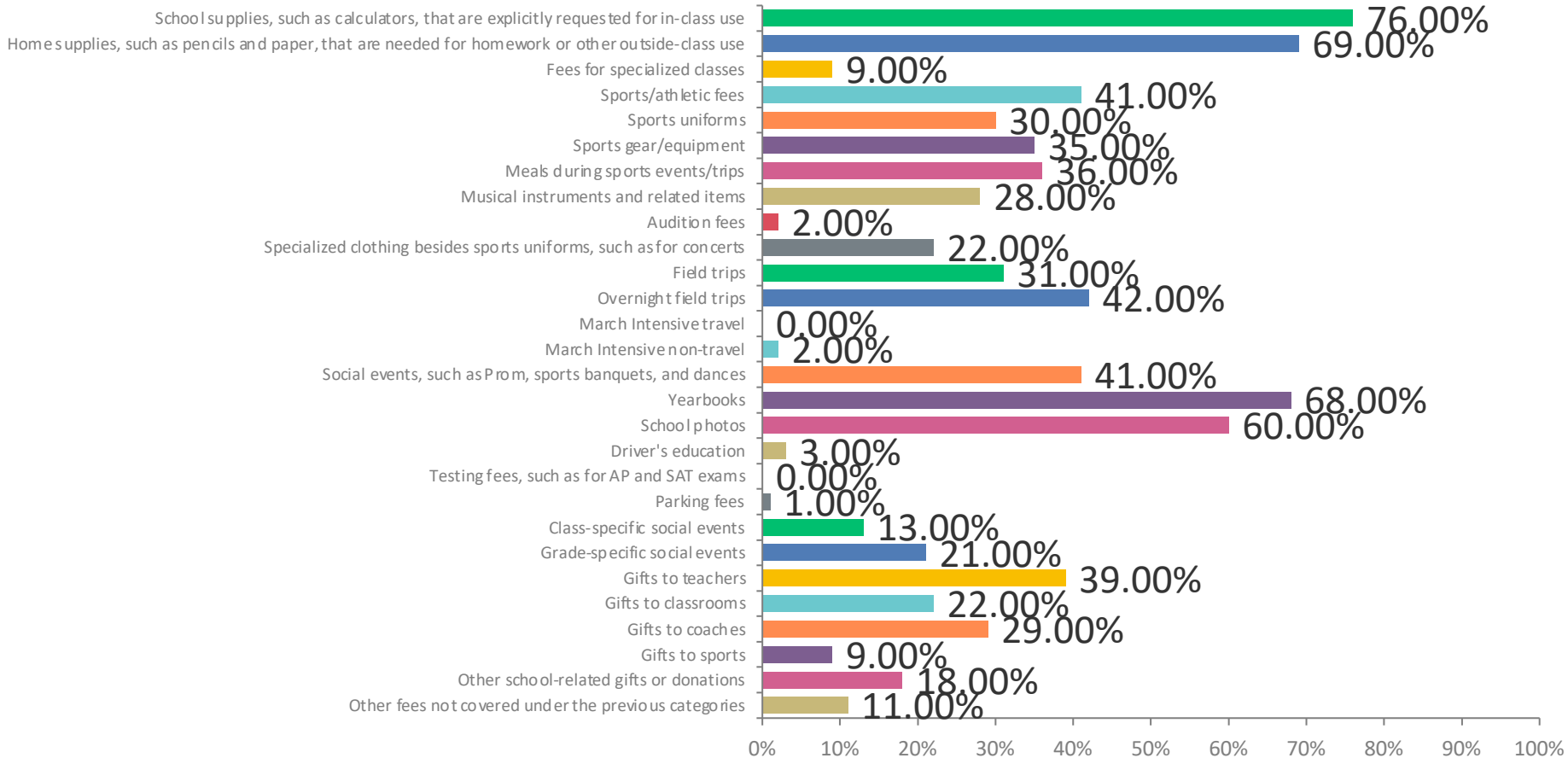


Q47: Philosophically, do you feel that taxpayers should pay for the costs of these school-sponsored travel activities, or should costs be borne out by participating students and their families? Answered: 100 Skipped: 4

ANSWER CHOICES	RESPONSES	
Taxpayers 100%	6.00%	6
Mostly taxpayers with some participant fees	28.00%	28
About evenly between taxpayers and families	29.00%	29
Mostly students and families with some taxpayer subsidies	20.0%	20
Students and families 100%	17.00%	17
TOTAL		100

Q49: During the 2022-2023 academic year, were you asked to pay for the following additional school-related costs (not for outside organizations)? Please select all that apply.

Answered: 100 Skipped: 4



Q49: During the 2022-2023 academic year, were you asked to pay for the following additional school-related costs (not for outside organizations)? Please select all that apply.

Answered: 100 Skipped: 4

ANSWER CHOICES	RESPONSES	
School supplies, such as calculators, that are explicitly requested for in-class use	76.00%	76
Home supplies, such as pencils and paper, that are needed for homework or other outside-class use	69.00%	69
Fees for specialized classes	9.00%	9
Sports/athletic fees	41.00%	41
Sports uniforms	30.0%	30
Sports gear/equipment	35.00%	35
Meals during sports events/trips	36.00%	36
Musical instruments and related items	28.00%	28
Audition fees	2.00%	2
Specialized clothing besides sports uniforms, such as for concerts	22.00%	22

Q49: During the 2022-2023 academic year, were you asked to pay for the following additional school-related costs (not for outside organizations)? Please select all that apply.

Answered: 100 Skipped: 4

ANSWER CHOICES	RESPONSES	
Field trips	31.00%	31
Overnight field trips	42.00%	42
March Intensive travel	0%	0
March Intensive non-travel	2.00%	2
Social events, such as Prom, sports banquets, and dances	41.00%	41
Yearbooks	68.00%	68
School photos	60.0%	60
Driver's education	3.00%	3
Testing fees, such as for AP and SAT exams	0%	0
Parking fees	1.00%	1

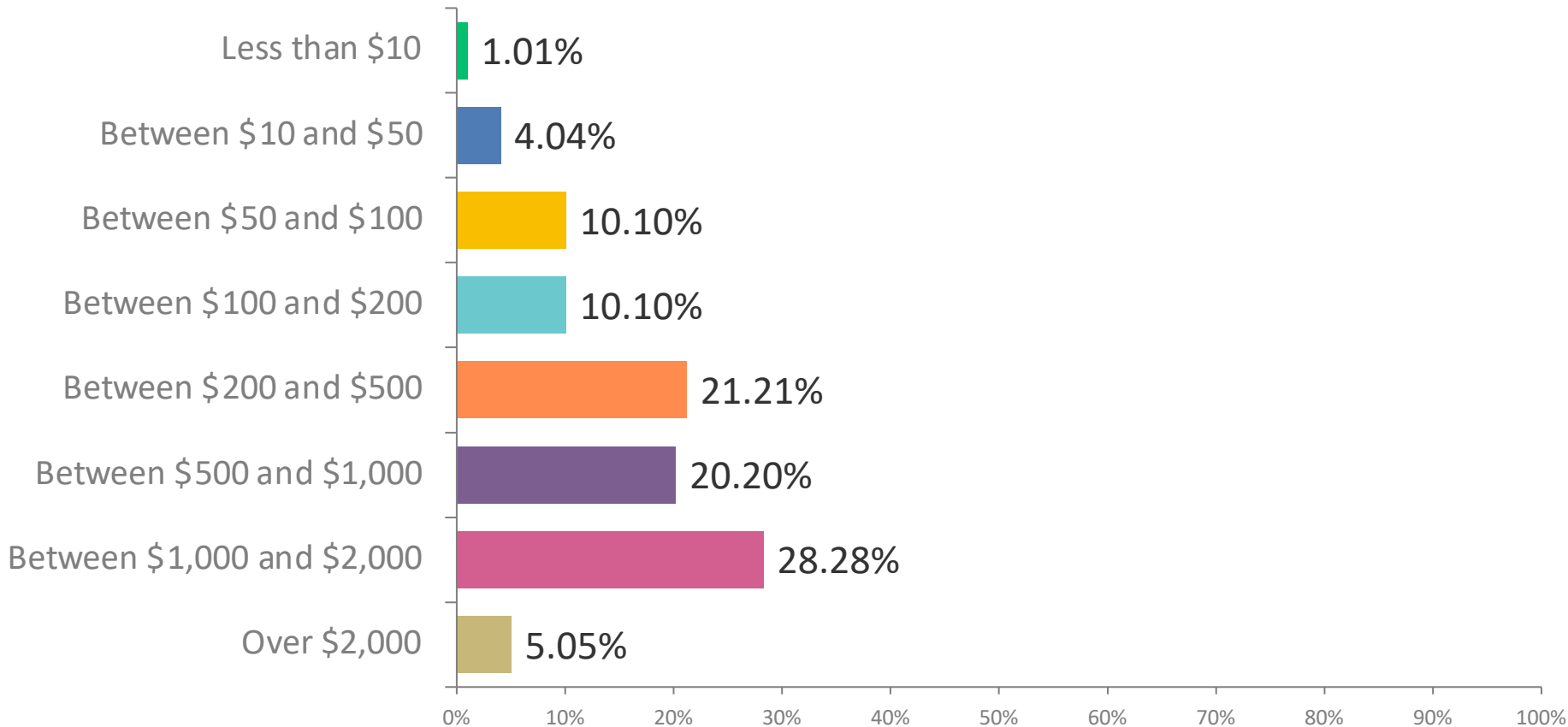
Q49: During the 2022-2023 academic year, were you asked to pay for the following additional school-related costs (not for outside organizations)? Please select all that apply.

Answered: 100 Skipped: 4

ANSWER CHOICES	RESPONSES	
Class-specific social events	13.00%	13
Grade-specific social events	21.00%	21
Gifts to teachers	39.00%	39
Gifts to classrooms	22.00%	22
Gifts to coaches	29.00%	29
Gifts to sports	9.00%	9
Other school-related gifts or donations	18.00%	18
Other fees not covered under the previous categories	11.00%	11
TOTAL		758

Q51: Considering the previous list, approximately how much money do you think your family has spent on your child for these school-related purposes during this 2022-2023 academic year?

Answered: 99 Skipped: 5

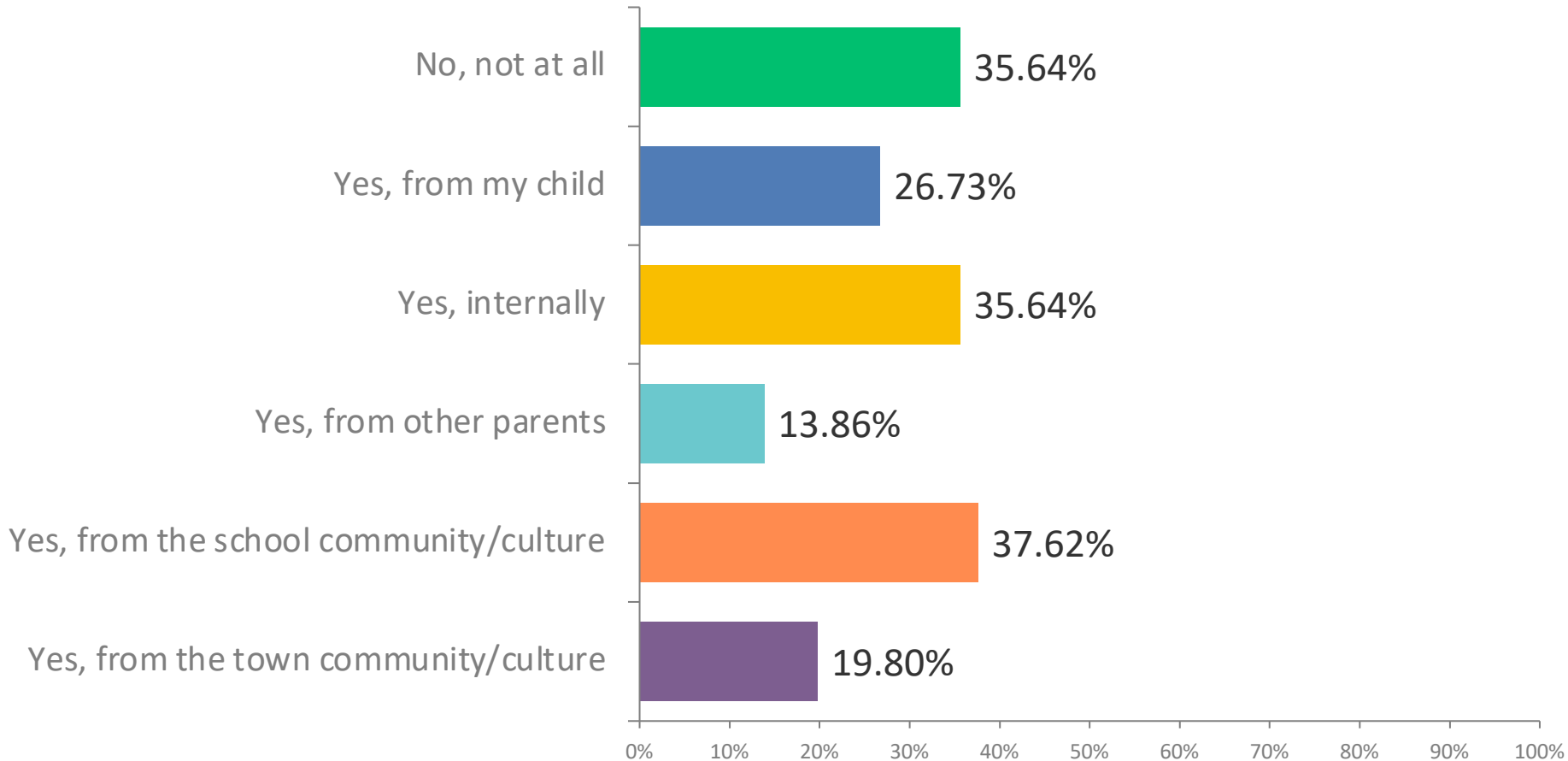


Q51: Considering the previous list, approximately how much money do you think your family has spent on your child for these school-related purposes during this 2022-2023 academic year?

Answered: 99 Skipped: 5

ANSWER CHOICES	RESPONSES	
Less than \$10	1.01%	1
Between \$10 and \$50	4.04%	4
Between \$50 and \$100	10.10%	10
Between \$100 and \$200	10.10%	10
Between \$200 and \$500	21.21%	21
Between \$500 and \$1,000	20.20%	20
Between \$1,000 and \$2,000	28.28%	28
Over \$2,000	5.05%	5
TOTAL		99

Q53: Considering the previous list, do you feel pressure to pay these costs, which are ostensibly "optional"? Please select all that apply. Answered: 101 Skipped: 3



Q53: Considering the previous list, do you feel pressure to pay these costs, which are ostensibly "optional"? Please select all that apply. Answered: 101 Skipped: 3

ANSWER CHOICES

RESPONSES

No, not at all	35.64%	36
Yes, from my child	26.73%	27
Yes, internally	35.64%	36
Yes, from other parents	13.86%	14
Yes, from the school community/culture	37.62%	38
Yes, from the town community/culture	19.80%	20

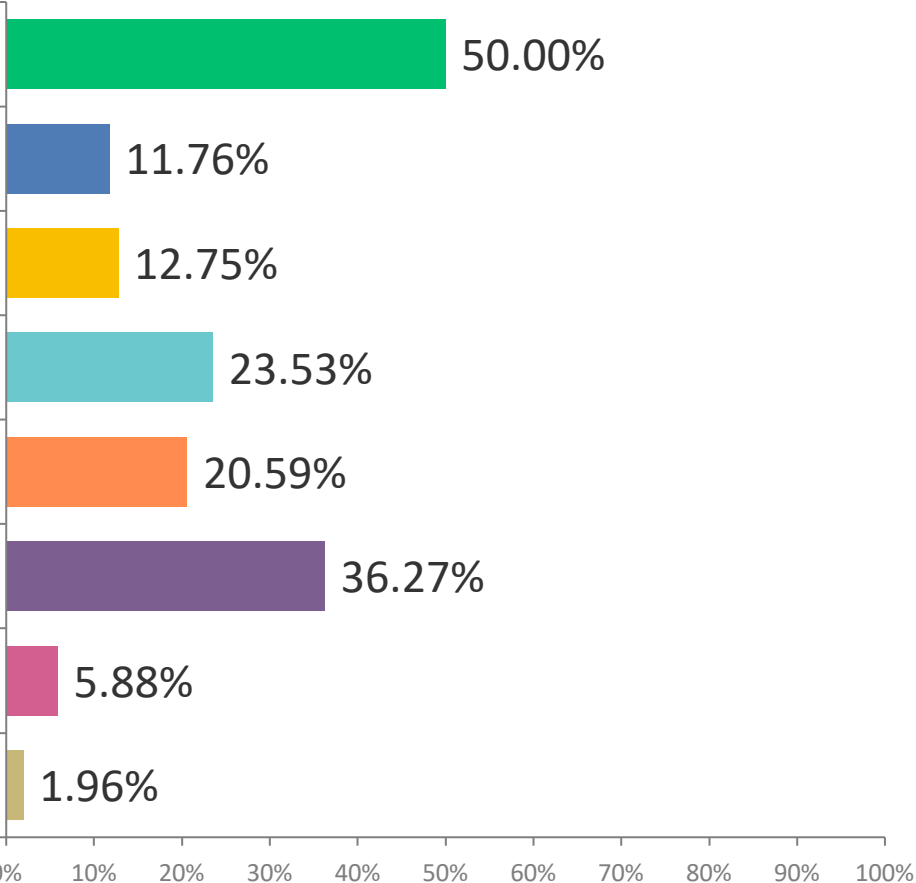
TOTAL

171

Q55: Considering the previous list, how do you generally feel about these costs? Please select all that apply.

Answered: 102 Skipped: 2

I don't mind them and have no concerns about paying for them



The fees make sense, but I have difficulties paying for them

There are too many fees and they build up

These fees should be a sliding scale based on need or similar

Some of these should be paid by the schools through other means

I feel that my child will miss out on things if I do not pay these fees

I have a real philosophical problem with some of these fees

None of these fees should happen, all should be paid with taxpayer money

Q55: Considering the previous list, how do you generally feel about these costs? Please select all that apply. Answered: 102 Skipped: 2

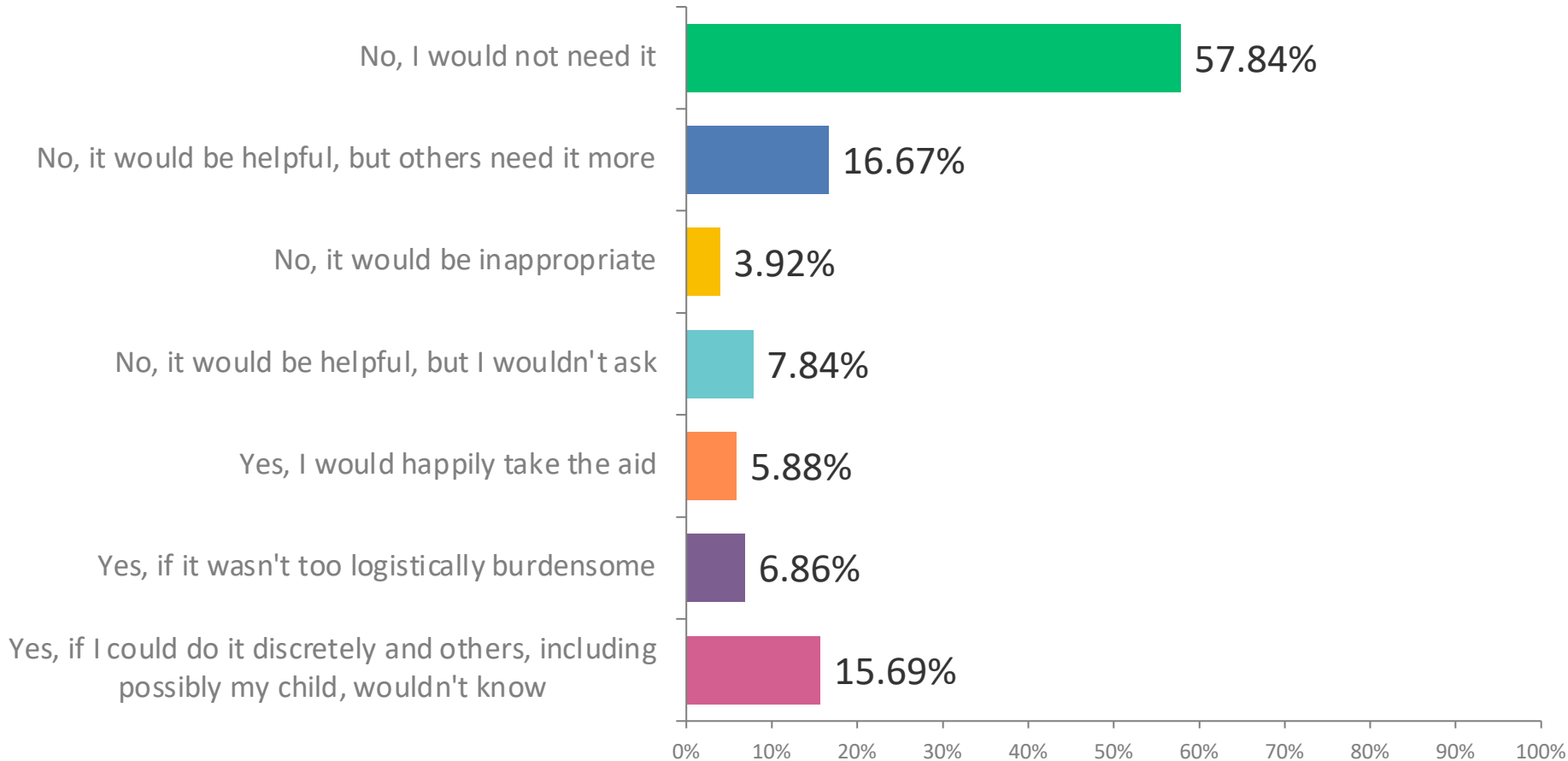
ANSWER CHOICES

RESPONSES

I don't mind them and have no concerns about paying for them	50.0%	51
The fees make sense, but I have difficulties paying for them	11.76%	12
There are too many fees and they build up	12.75%	13
These fees should be a sliding scale based on need or similar	23.53%	24
Some of these should be paid by the schools through other means	20.59%	21
I feel that my child will miss out on things if I do not pay these fees	36.27%	37
I have a real philosophical problem with some of these fees	5.88%	6
None of these fees should happen, all should be paid with taxpayer money	1.96%	2
TOTAL		166

Q57: If financial aid were available for any of the previous topics, would you anticipate using it? Please select all that apply.

Answered: 102 Skipped: 2

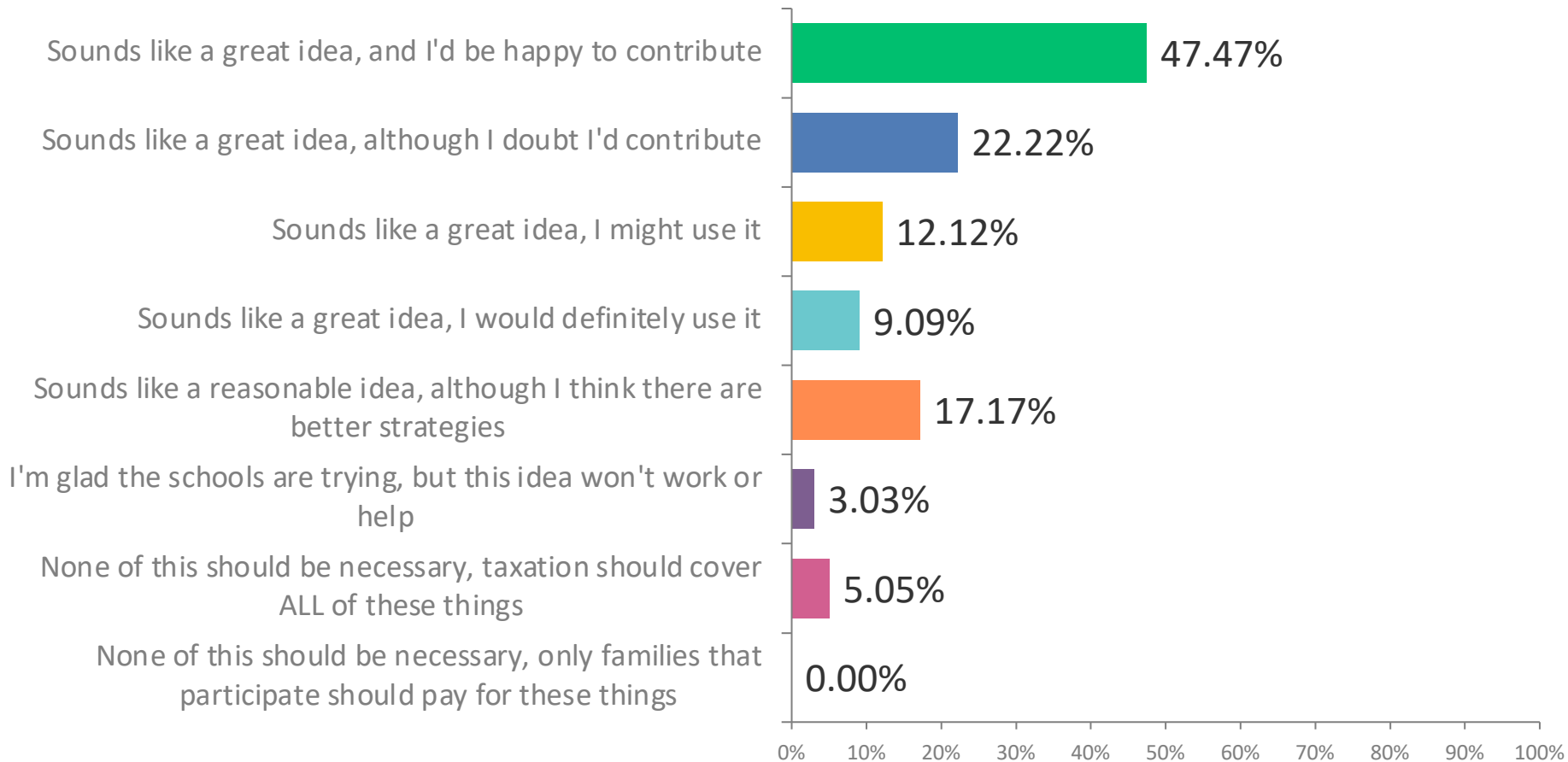


Q57: If financial aid were available for any of the previous topics, would you anticipate using it? Please select all that apply. Answered: 102 Skipped: 2

ANSWER CHOICES	RESPONSES	
No, I would not need it	57.84%	59
No, it would be helpful, but others need it more	16.67%	17
No, it would be inappropriate	3.92%	4
No, it would be helpful, but I wouldn't ask	7.84%	8
Yes, I would happily take the aid	5.88%	6
Yes, if it wasn't too logistically burdensome	6.86%	7
Yes, if I could do it discretely and others, including possibly my child, wouldn't know	15.69%	16
TOTAL		117

Q59: How do you feel about a general financial aid fund, covered by donations, that would be used to help cover costs like this? Please select all that apply.

Answered: 99 Skipped: 5



Q59: How do you feel about a general financial aid fund, covered by donations, that would be used to help cover costs like this? Please select all that apply. Answered: 99 Skipped: 5

ANSWER CHOICES

RESPONSES

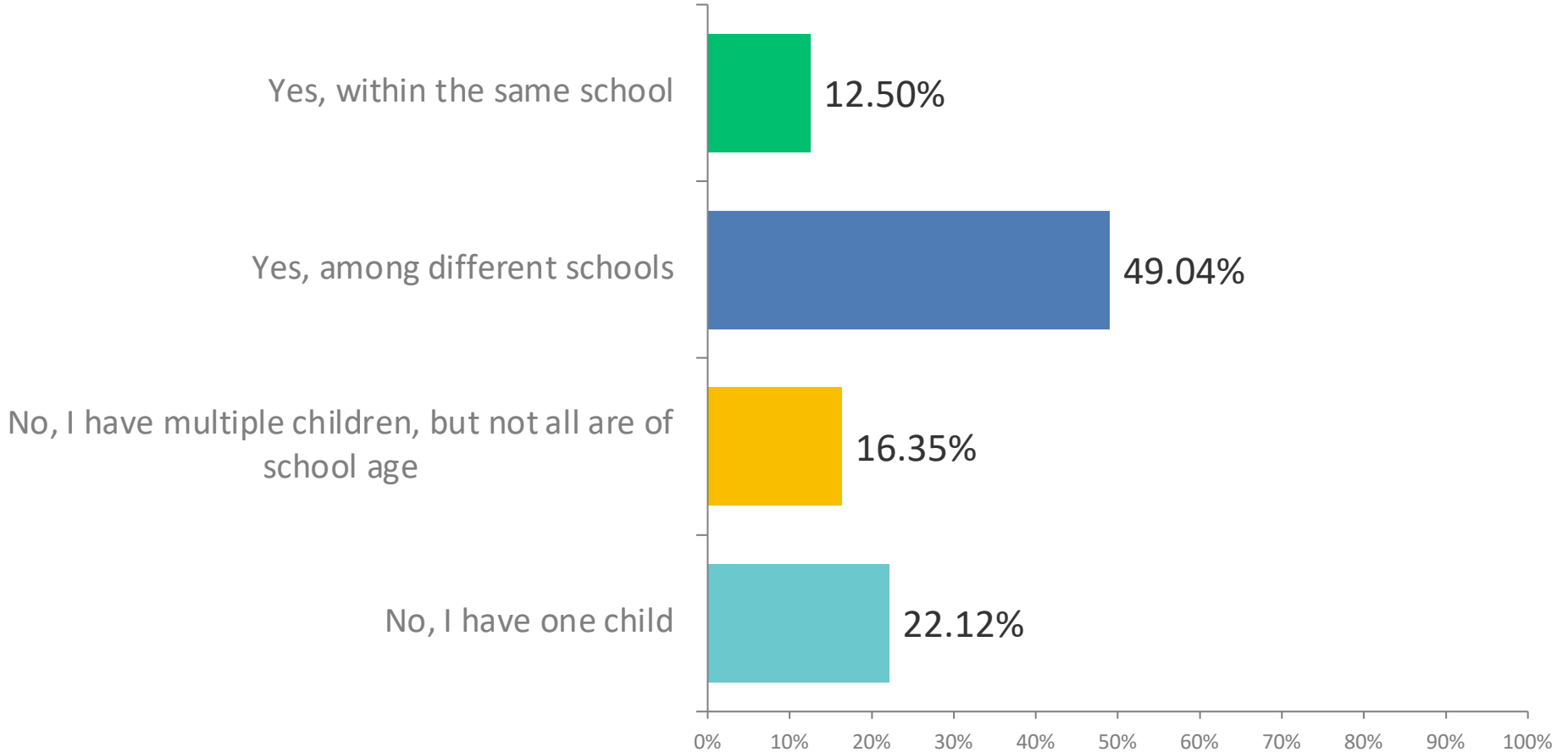
Sounds like a great idea, and I'd be happy to contribute	47.47%	47
Sounds like a great idea, although I doubt I'd contribute	22.22%	22
Sounds like a great idea, I might use it	12.12%	12
Sounds like a great idea, I would definitely use it	9.09%	9
Sounds like a reasonable idea, although I think there are better strategies	17.17%	17
I'm glad the schools are trying, but this idea won't work or help	3.03%	3
None of this should be necessary, taxation should cover ALL of these things	5.05%	5
None of this should be necessary, only families that participate should pay for these things	0%	0

TOTAL

115

Q61: Do you have multiple children in the schools?

Answered: 104 Skipped: 0



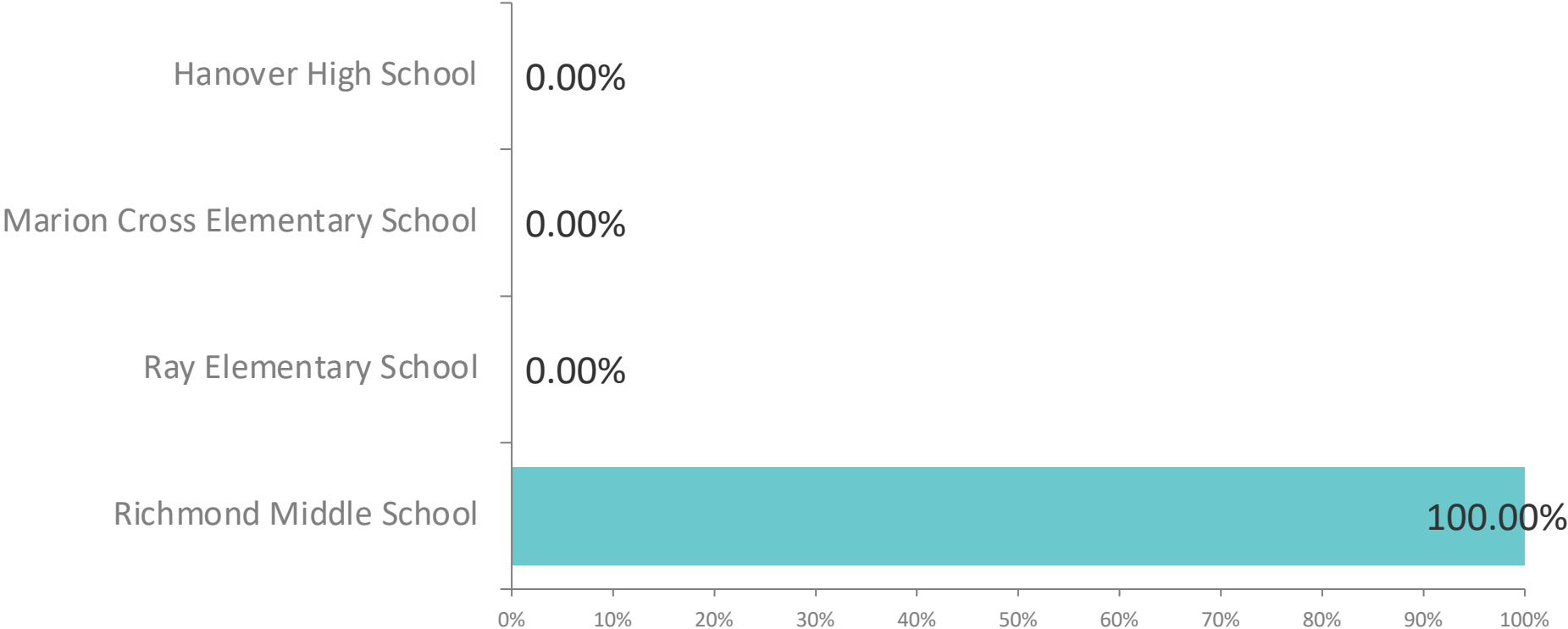
Q61: Do you have multiple children in the schools?

Answered: 104 Skipped: 0

ANSWER CHOICES	RESPONSES	
Yes, within the same school	12.50%	13
Yes, among different schools	49.04%	51
No, I have multiple children, but not all are of school age	16.35%	17
No, I have one child	22.12%	23
TOTAL		104

Q62: Which school does your child currently attend?

Answered: 104 Skipped: 0



Q62: Which school does your child currently attend?

Answered: 104 Skipped: 0

ANSWER CHOICES

RESPONSES

Hanover High School

0%

0

Marion Cross Elementary School

0%

0

Ray Elementary School

0%

0

Richmond Middle School

100%

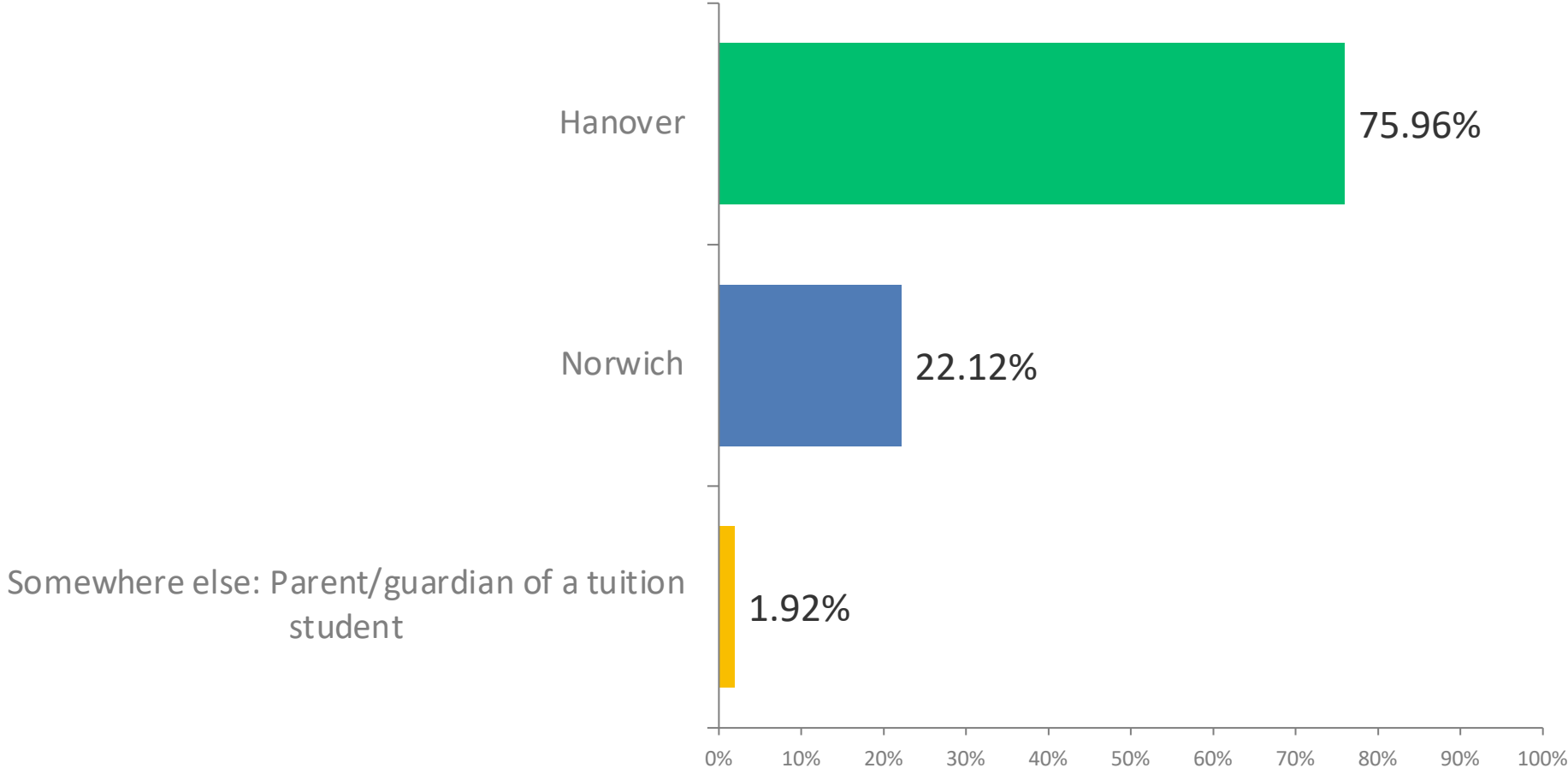
104

TOTAL

104

Q63: Where do you live?

Answered: 104 Skipped: 0



Q63: Where do you live?

Answered: 104 Skipped: 0

ANSWER CHOICES

RESPONSES

Hanover

75.96% 79

Norwich

22.12% 23

Somewhere else: Parent/guardian of a tuition student

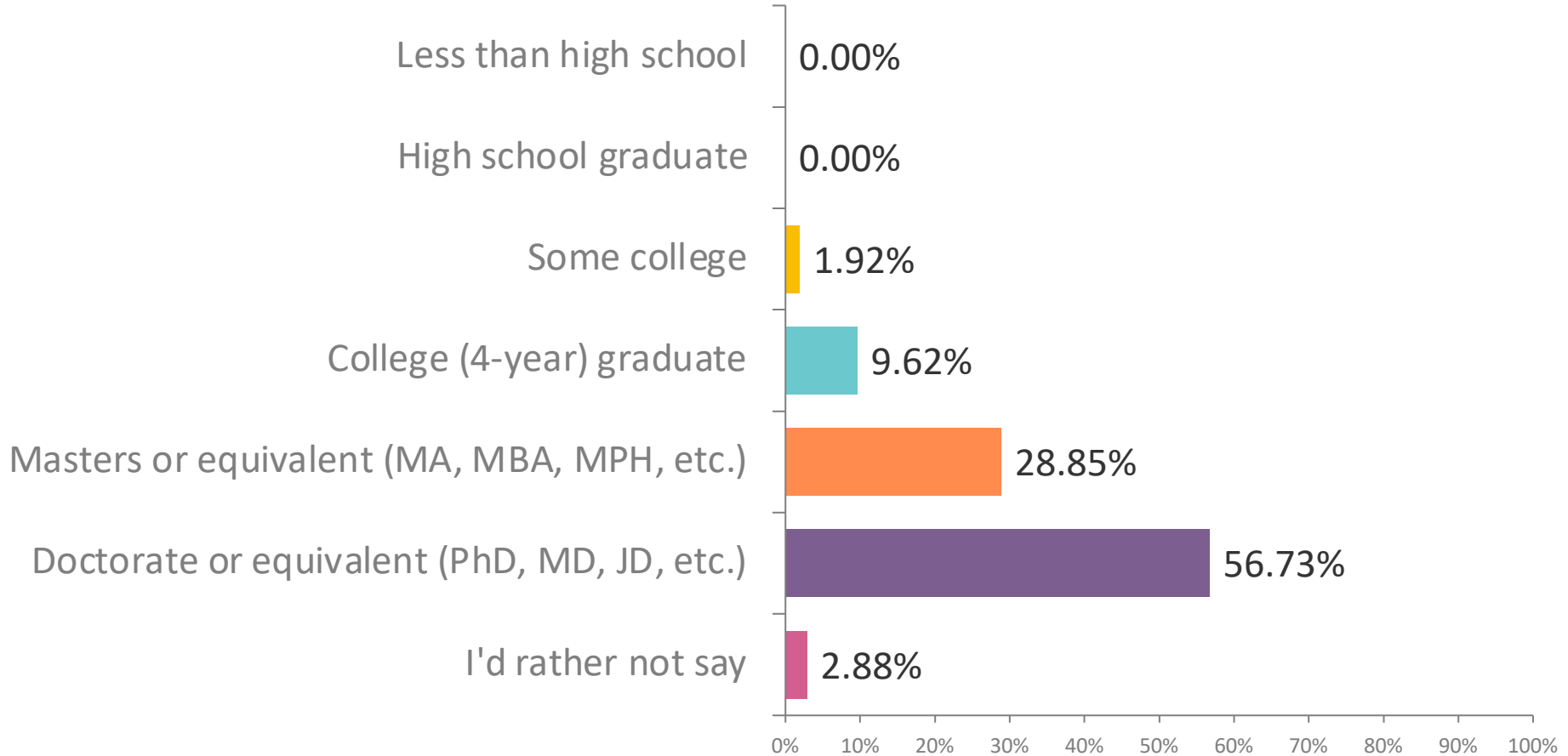
1.92% 2

TOTAL

104

Q64: What is the highest educational attainment of a member of your immediate household?

Answered: 104 Skipped: 0



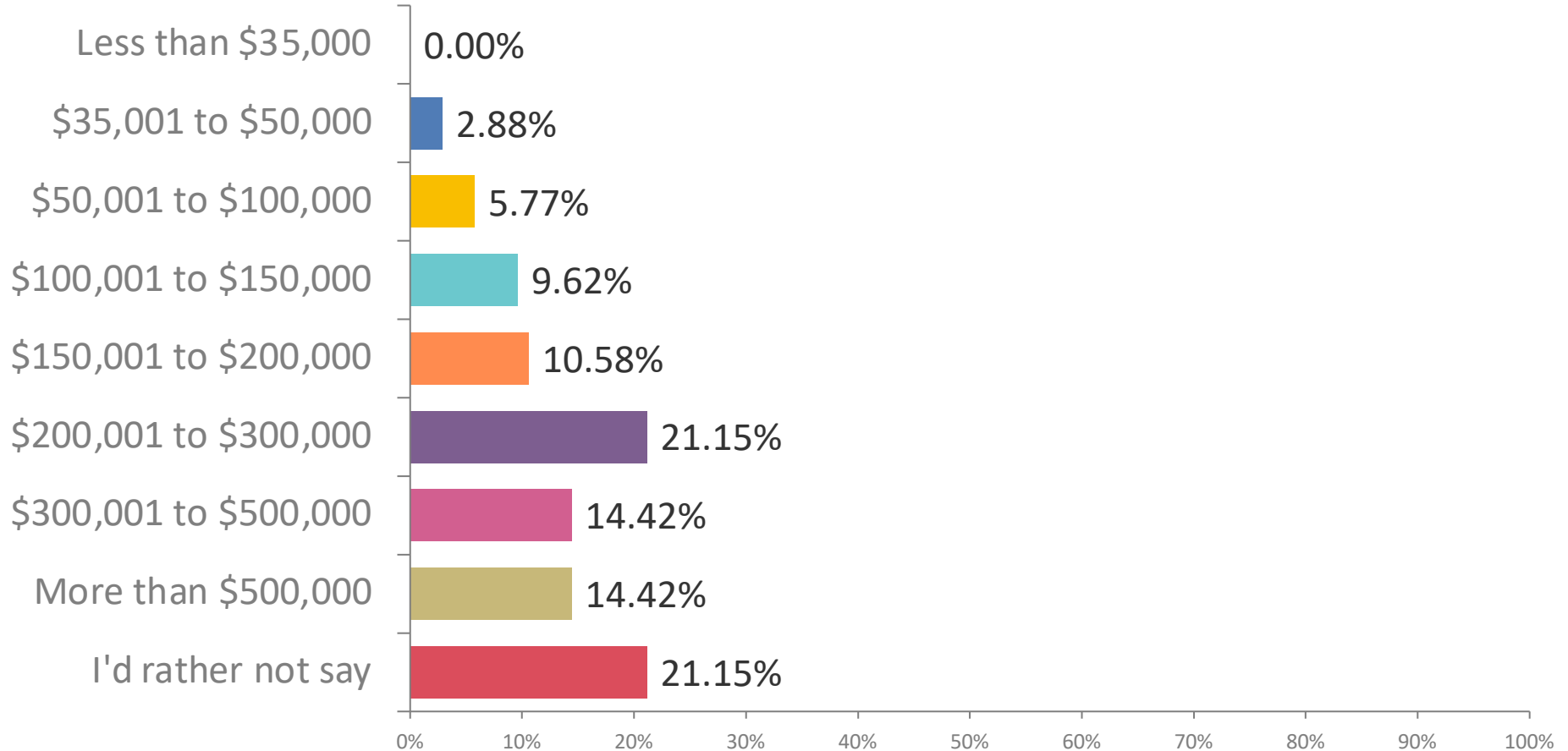
Q64: What is the highest educational attainment of a member of your immediate household?

Answered: 104 Skipped: 0

ANSWER CHOICES	RESPONSES	
Less than high school	0%	0
High school graduate	0%	0
Some college	1.92%	2
College (4-year) graduate	9.62%	10
Masters or equivalent (MA, MBA, MPH, etc.)	28.85%	30
Doctorate or equivalent (PhD, MD, JD, etc.)	56.73%	59
I'd rather not say	2.88%	3
TOTAL		104

Q65: What is your approximate household income?

Answered: 104 Skipped: 0



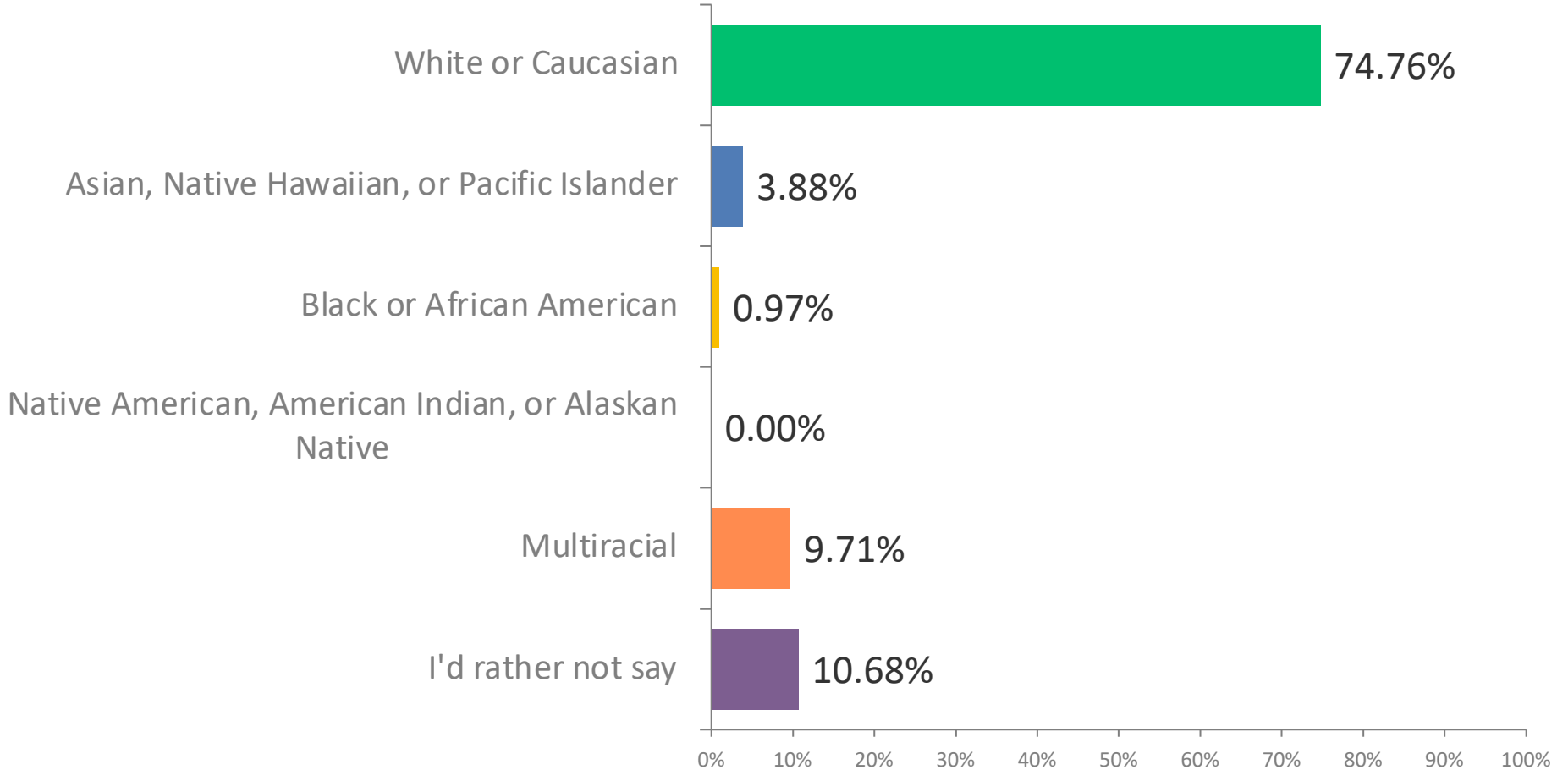
Q65: What is your approximate household income?

Answered: 104 Skipped: 0

ANSWER CHOICES	RESPONSES	
Less than \$35,000	0%	0
\$35,001 to \$50,000	2.88%	3
\$50,001 to \$100,000	5.77%	6
\$100,001 to \$150,000	9.62%	10
\$150,001 to \$200,000	10.58%	11
\$200,001 to \$300,000	21.15%	22
\$300,001 to \$500,000	14.42%	15
More than \$500,000	14.42%	15
I'd rather not say	21.15%	22
TOTAL		104

Q66: What is the race of your child?

Answered: 103 Skipped: 1



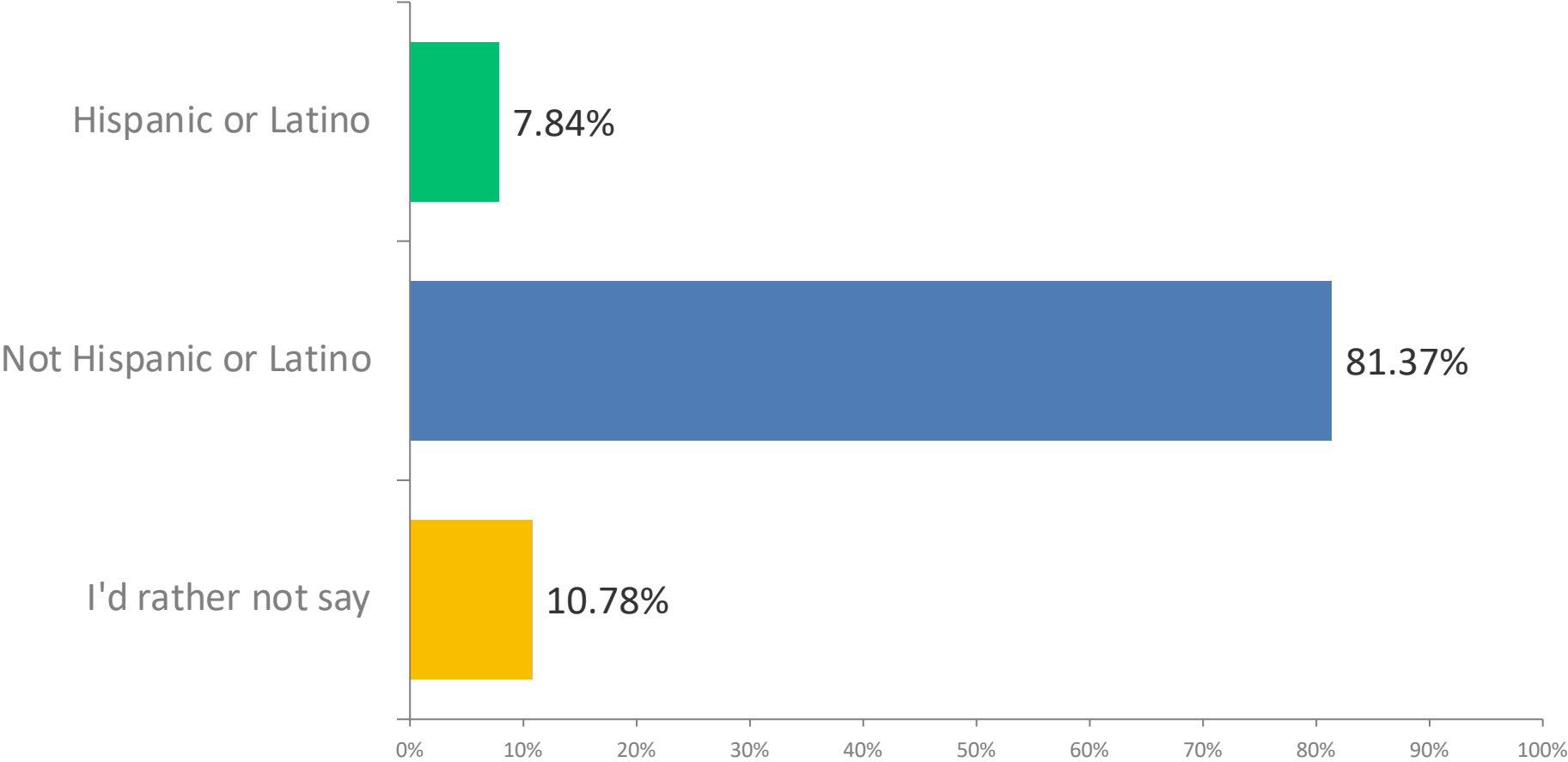
Q66: What is the race of your child?

Answered: 103 Skipped: 1

ANSWER CHOICES	RESPONSES	
White or Caucasian	74.76%	77
Asian, Native Hawaiian, or Pacific Islander	3.88%	4
Black or African American	0.97%	1
Native American, American Indian, or Alaskan Native	0%	0
Multiracial	9.71%	10
I'd rather not say	10.68%	11
TOTAL		103

Q67: What is the ethnicity of your child?

Answered: 102 Skipped: 2



Q67: What is the ethnicity of your child?

Answered: 102 Skipped: 2

ANSWER CHOICES

RESPONSES

Hispanic or Latino

7.84%

8

Not Hispanic or Latino

81.37%

83

I'd rather not say

10.78%

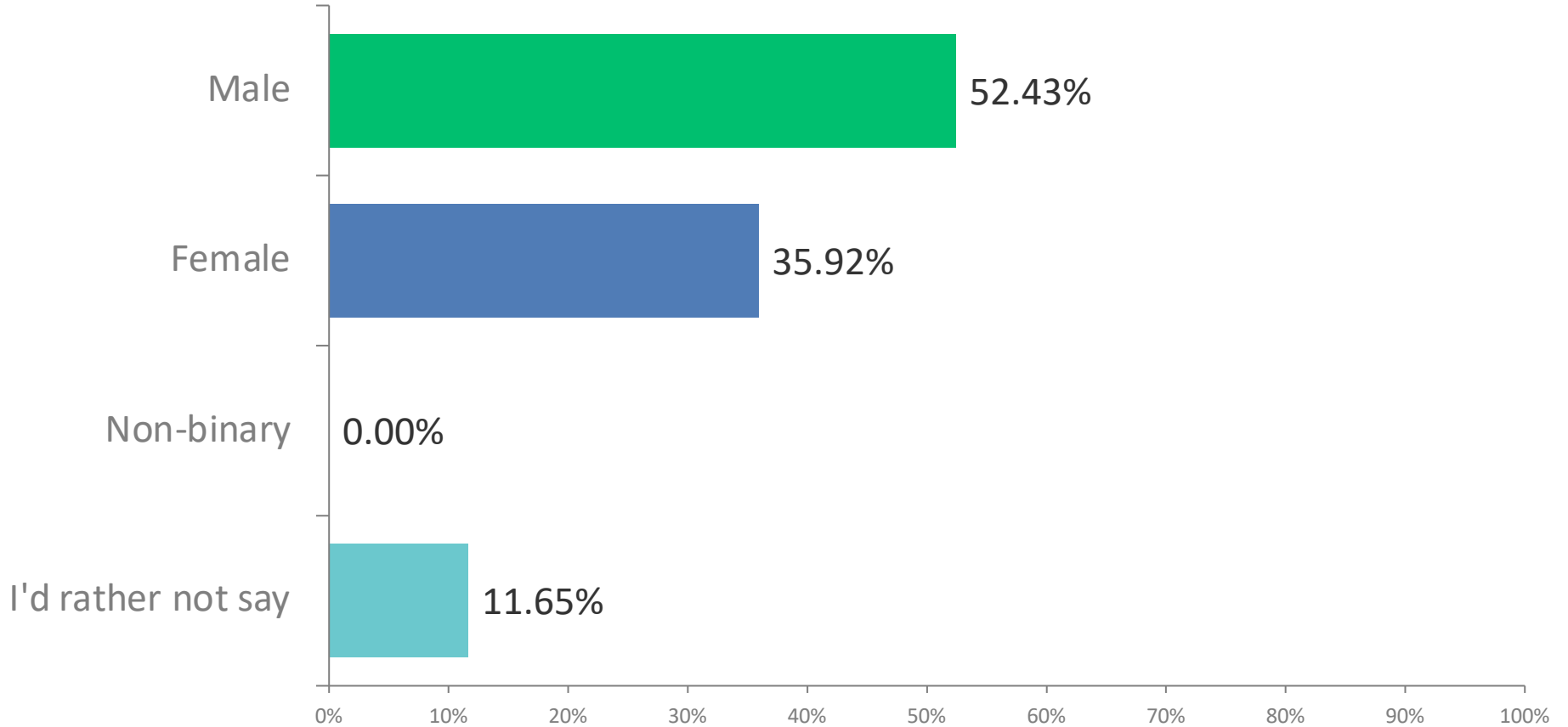
11

TOTAL

102

Q68: What is the gender of your child?

Answered: 103 Skipped: 1



Q68: What is the gender of your child?

Answered: 103 Skipped: 1

ANSWER CHOICES	RESPONSES	
Male	52.43%	54
Female	35.92%	37
Non-binary	0%	0
I'd rather not say	11.65%	12
TOTAL		103