



Monitor and control your child's internet access at home

Our schools use the Securly content filter to keep students safe on their school-issued devices. Securly also provides tools for parents so you can be in control at home. If you are interested in using SecurlyHOME to assist in monitoring your child's online activity, please follow the instructions below:

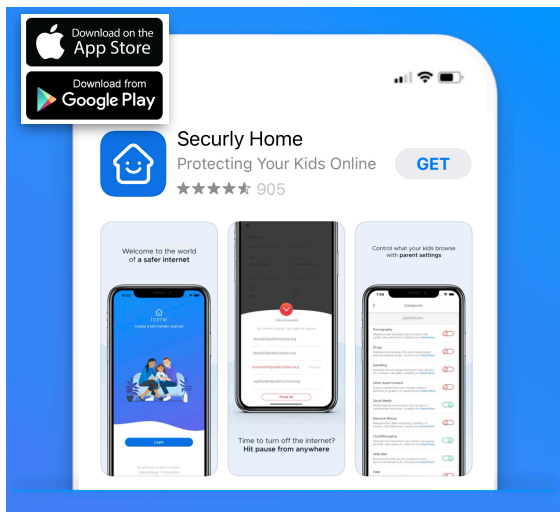
1




Open in a web browser:

<https://www.securly.com/parent-login>

OR

Get the Mobile App!

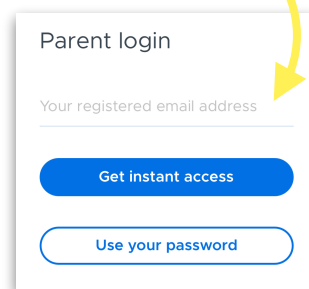


-  Multi-language Support
-  Pause the Internet on school devices
-  Get notifications for online activity

2

Create Account and/or Login:

The email you use in your Pattonville PowerSchool Parent Portal has already been registered with Securly and associated with your child(ren). You must use that email to login to your account.



Parent login

Your registered email address

[Get instant access](#)

[Use your password](#)

3

Explore & Customize:

- View **Activity Feed** for real-time view of your child's online activity
- View **Flagged Activity** to see concerning activity that you may need to discuss with our child
- Adjust **Rules** for home
- Set **Offline Schedules** for internet access at home
- Manage notifications

Help just for parents:

<https://homesupport.securly.com>

