

Bergenfield High School
Bergenfield, New Jersey

Mathematics Department

Summer Course Work

in preparation for

Algebra 2 Honors

Completion of this summer work
is required on the first day of the
2024-2025 school year.

Name _____

Bergenfield Public Schools
Mathematics Department
80 South Prospect Avenue
Bergenfield, New Jersey
(201) 387-3850

June 2024

Dear Parents and Guardians:

Attached are the summer curriculum review materials for *Algebra 2 Honors*. This booklet was prepared by the Bergenfield High School Math department and contains topics that reflect content learned in prerequisite courses. These materials must be completed and brought to class on the first day of school in September.

Your child is required to complete this booklet over the summer. A test based on the material in the packet will be given to your child during the second week of school. It will count as the first test of the year and the grade will be determined as follows:

Completion of the packet on time will count 20% of the grade
Performance on the test will count 80% of the grade.

Students will not be permitted to use calculators on this exam, therefore this packet should be completed without the use of a calculator.

Thank you for your cooperation.

Sincerely,

Jim Fasano
Principal

Steven Neff
Supervisor of Mathematics

NAME _____

HONORS ALGEBRA 2 – SUMMER PACKET

Part I. Order of Operations (PEMDAS)

- Parenthesis and other grouping symbols.
- Exponential expressions.
- Multiplication & Division.
- Addition & Subtraction.

Tutorial:

<http://www.regentsprep.org/Regents/Math/orderop/Lorder.htm>

<http://www.math.com/school/subject2/lessons/S2U1L2GL.html>

Simplify each numerical expression. Show all work! Only use a calculator to check.

1) $6 + 2 \times 8 - 12 + 9 \div 3$

2) $25 - (2^3 + 5 \times 2 - 3)$

3)
$$\frac{-2 \cdot (-30) + 0.5 \cdot 20}{4^2 - 6}$$

4)
$$\frac{15 - [8 - (2 + 5)]}{18 - 5^2}$$

Part II. Evaluating Algebraic Expressions

To evaluate an algebraic expression:

- Substitute the given value(s) of the variable(s).
- Use order of operations to find the value of the resulting numerical expression.

Tutorials:

<http://www.math.com/school/subject2/lessons/S2U2L3GL.html>

<http://www.purplemath.com/modules/evaluate.htm>

Evaluate.

1) $x \left(\frac{y}{2} + 3z^2 \right) - 2x$ if $x = \frac{1}{2}$, $y = 4$, $z = -2$

2) $12a - 4a^2 + 7a^3$ if $a = -3$

3) $\frac{-b + \sqrt{b^2 - 4ac}}{2a}$ if $a = 1$, $b = -4$, $c = -21$

4) $1.2(3)^x$ if $x = 3$

$$5) \frac{3(x+y) - 2(x-y)}{5x+y} \quad \text{if } x=3 \text{ and } y=4$$

$$6) 2\left(\frac{1}{3}\right)^x \quad \text{if } x=2$$

$$7) A = P\left(1 + \frac{r}{n}\right)^{nt} \quad \text{if } P = 650, r = 6\%, n = 2, t = 15$$

$$8) \text{ If } k \odot n = k^3 - 3n, \text{ then evaluate } 7 \odot 5$$

Part III. Simplifying Radicals

An expression under a radical sign is in simplest radical form when:

- 1) there is no integer under the radical sign with a perfect square factor,
- 2) there are no fractions under the radical sign,
- 3) there are no radicals in the denominator

Tutorials:

<http://www.regentsprep.org/Regents/Math/radicals/Lsimplify.htm>

http://www.freemathhelp.com/Lessons/Algebra_1_Simplifying_Radicals_BB.htm

Express the following in simplest radical form.

$$1) \sqrt{50}$$

$$2) \sqrt{24}$$

$$3) \sqrt{192}$$

$$4) \sqrt{169}$$

$$5) \sqrt{147}$$

$$6) \sqrt{\frac{13}{49}}$$

$$7) \sqrt{\frac{6}{27}}$$

$$8) \frac{3}{\sqrt{6}}$$

Part IV. Properties of Exponents – Complete the example problems.

PROPERTY		EXAMPLE
Product of Powers	$a^m \cdot a^n = a^{m+n}$	$x^4 \cdot x^2 =$
Power of a Power	$(a^m)^n = a^m \cdot n$	$(x^4)^2 =$
Power of a Product	$(ab)^m = a^m b^m$	$(2x)^3 =$
Negative Power	$\frac{1}{a^n}$ $a^{-n} = \frac{1}{a^n} \quad (a \neq 0)$	$x^{-3} =$
Zero Power	$a^0 = 1 \quad (a \neq 0)$	$4^0 =$
Quotient of Powers	$\frac{a^m}{a^n} = a^{m-n} \quad (a \neq 0)$	$\frac{x^3}{x^2} =$

Power of Quotient	$\left(\frac{a}{b}\right)^m = \frac{a^m}{b^m} \quad (b \neq 0)$	$\left(\frac{x}{y}\right)^3 =$
-------------------	---	--------------------------------

Tutorials:

<http://www.purplemath.com/modules/exponent.htm>

http://www.algebra.com/lessons/lesson.aspx?file=Algebra_ExponentsRules.xml

Simplify each expression. Answers should be written using positive exponents.

1) $g^5 \cdot g^{11}$ _____

2) $(b^6)^3$ _____

3) w^{-7} _____

4) $\frac{y^{12}}{y^8}$ _____

5) $(3x^7)(-5x^{-3})$ _____

6) $(-4a^{-5}b^0c)^2$ _____

7) $\frac{-15x^7y^{-2}}{25x^{-9}y^5}$ _____

8) $\left(\frac{4x^9}{12x^4}\right)^3$ _____

Part IV. Solving Linear Equations

To solve linear equations, first simplify both sides of the equation. If the equation contains fractions, multiply the equation by the LCD to clear the equation of fractions. Use the addition and subtraction properties of equality to get variables on one side and constants on the other side of the equal sign. Use the multiplication and division properties of equality to solve for the variable. Express all answers as fractions in lowest terms.

Tutorials:

Solving Linear Equations: <http://www.purplemath.com/modules/solvein.htm>

Solving Equations: <http://www.regentsprep.org/Regents/Math/solveq/LSolvEq.htm>

Examples:

a) $3(x + 5) + 4(x + 2) = 21$
 $3x + 15 + 4x + 8 = 21$
 $7x + 23 = 21$
 $7x = -2$
 $x = -\frac{2}{7}$

b) $2(5x - 4) - 10x = 6x + 3(2x - 5)$
 $10x - 8 - 10x = 6x + 6x - 15$
 $-8 = 12x - 15$
 $7 = 12x$
 $\frac{7}{12} = x$

c) $\frac{2}{3}x + 5 = 6x - \frac{3}{4}$
 $12\left(\frac{2}{3}x + 5 = 6x - \frac{3}{4}\right)$
 $8x + 60 = 72x - 9$
 $69 = 64x$
 $\frac{69}{64} = x$

Solve for the indicated variable:

1) $3n + 1 = 7n - 5$

2) $2[x + 3(x - 1)] = 18$

3) $6(y + 2) - 4 = -10$

4) $2x^2 = 50$

5) $5 + 2(k + 4) = 5(k - 3) + 10$

6) $6 + 2x(x - 3) = 2x^2$

7) $\frac{2}{3}x - 18 = \frac{x}{6}$

8) $\frac{x - 2}{3} = \frac{2x + 1}{4}$

Part V. Operations With Polynomials

To add or subtract polynomials, just combine like terms.

To multiply polynomials, multiply the numerical coefficients and apply the rules for exponents.

Tutorials:

Polynomials (adding & subtracting): <http://www.purplemath.com/modules/polyadd.htm>,
<http://www.regentsprep.org/Regents/math/ALGEBRA/AV2/indexAV2.htm>

Polynomials (multiplying): <http://www.purplemath.com/modules/polymult.htm>,
<http://www.regentsprep.org/Regents/math/ALGEBRA/AV3/indexAV3.htm>

Examples:

a) $(x^2 + 3x - 2) - (3x^2 - x + 5)$
 $x^2 + 3x - 2 - 3x^2 + x - 5$
 $-2x^2 + 4x - 7$

b) $3x(2x + 5)^2$
 $3x(4x^2 + 20x + 25)$
 $12x^3 + 60x^2 + 75x$

c) $4(5x^2 + 3x - 4) + 3(-2x^2 - 2x + 3)$
 $20x^2 + 12x - 16 - 6x^2 - 6x + 9$
 $14x^2 + 6x - 7$

d) $(4x - 5)(3x + 7)$
 $12x^2 + 28x - 15x - 35$
 $12x^2 + 13x - 35$

Perform the indicated operations and simplify:

1) $(7x^2 + 4x - 3) - (-5x^2 - 3x + 2)$

2) $(7x - 3)(3x + 7)$

3) $(4x + 5)(5x + 4)$

4) $(n^2 + 5n + 3) + (2n^2 + 8n + 8)$

5) $(5x^2 - 4) - 2(3x^2 + 8x + 4)$

6) $-2x(5x + 11)$

7) $(2m + 6)(2m + 6)$

8) $(5x - 6)^2$

Part VI. Factoring Polynomials**Examples:**

Factoring out the GCF

Difference of Squares

Perfect Square Trinomial

a) $6x^2 + 21x$

b) $x^2 - 64$

c) $x^2 - 10x + 25$

$3x(2x + 7)$

$(x - 8)(x + 8)$

$(x - 5)^2$

Trinomial

Trinomial

Trinomial

d) $3x^2 + 7x + 2$

e) $2x^2 - 13x + 15$

f) $6x^2 + x - 1$

$(3x + 1)(x + 2)$

$(2x - 3)(x - 5)$

$(3x - 1)(2x + 1)$

Tutorials:

Factoring Trinomials (skip substitution method):

http://www.wtamu.edu/academic/anns/mps/math/mathlab/int_algebra/int_alg_tut28_facttri.htmFactoring Polynomials (video): <http://www.youtube.com/watch?v=uoEoWzHXaJ8>Factoring a Trinomial: <http://www.algebrahelp.com/lessons/factoring/trinomial/>Factoring: <http://www.regentsprep.org/Regents/Math/math-topic.cfm?TopicCode=factor>**Factor Completely.**

1) $16y^2 + 8y$

2) $18x^2 - 12x$

3) $6m^2 - 60m + 10$

5) $20x^2 + 31x - 7$

6) $12x^2 + 23x + 10$

4) $6y^2 - 13y - 5$

7) $x^2 - 2x - 63$

8) $8x^2 - 6x - 9$

9) $x^2 - 121$

Part VII. Linear Equations in Two Variables

Examples:

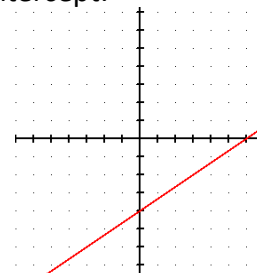
a) Find the slope of the line passing through the points (-1, 2) and (3, 5).

$$\text{slope} = m = \frac{y_2 - y_1}{x_2 - x_1} \rightarrow m = \frac{5-2}{3 - (-1)} = \frac{3}{4}$$

b) Graph $y = \frac{2}{3}x - 4$ with slope-intercept method.

Reminder: $y = mx + b$ is slope-intercept form where $m = \text{slope}$ and $b = \text{y-intercept}$.
Therefore, slope is $\frac{2}{3}$ and the y-intercept is -4 .

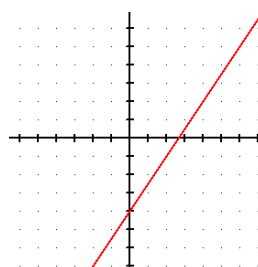
Graph accordingly. \longrightarrow



c) Graph $3x - 2y - 8 = 0$ with slope-intercept method.

Put in Slope-Intercept form: $y = -\frac{3}{2}x + 4$

$m = \frac{3}{2}$ $b = -4$



d) Write the equation of the line with a slope of 3 and passing through the point (2, -1)

$y = mx + b$

$-1 = 3(2) + b$

$-7 = b$

\longrightarrow Equation: $y = 3x - 7$

Tutorials:

Using the slope and y-intercept to graph lines: <http://www.purplemath.com/modules/sloggrph.htm>

Straight-line equations (slope-intercept form): <http://www.purplemath.com/modules/strtlneq.htm>

Slopes and Equations of Lines: <http://www.regentsprep.org/Regents/math/ALGEBRA/AC1/indexAC1.htm>

Practice: Find the slope of the line passing through each pair of points.

1) (-3, -4) (-4, 6)

2) (-4, -6) (-4, -8)

3) (-5, 3) (-11, 3)

Write an equation, in slope-intercept form using the given information.

4) (5, 4) $m = \frac{-2}{3}$

5) (-2, 4) $m = -3$
 6) (-6, -3) (-2, -5)

Part VIII. Solving Systems of Equations

<p>Solve for x and y: $x = 2y + 5$ $3x + 7y = 2$</p> <p>Using substitution method:</p> <p>$3(2y + 5) + 7y = 2$ $6y + 15 + 7y = 2$ $13y = -13$ $y = -1$</p> <p>$x = 2(-1) + 5$ $x = 3$</p> <p>Solution: (3, -1)</p>	<p>Solve for x and y: $3x + 5y = 1$ $2x + 3y = 0$</p> <p>Using elimination (addition/ subtraction) method:</p> <p>$3(3x + 5y = 1)$ $-5(2x + 3y = 0)$</p> <p>$9x + 15y = 3$ $\underline{-10x - 15y = 0}$ $-1x = 3$ $x = -3$</p> <p>$2(-3) + 3y = 0$ $y = 2$</p> <p>Solution: (-3, 2)</p>
---	---

Solve each system of equations by either the substitution method or the elimination (addition/ subtraction) method. Write your answer as an ordered pair.

Tutorials:

Solve systems of linear equations:

<http://www.regentsprep.org/regents/math/math-topic.cfm?TopicCode=syslin>

Solve systems of equations (video): <http://www.youtube.com/watch?v=qxHCEwrpMw0>

Systems of Linear Equations: <http://www.purplemath.com/modules/systlin1.htm>

1) $y = 2x + 4$
 $-3x + y = -9$

2) $2x + 3y = 6$
 $-3x + 2y = 17$

3) $x - 2y = 5$

5) $3x + 7y = -1$

$$3x - 5y = 8$$

$$6x + 7y = 0$$

Part IX. Solve Absolute Value Equations

To solve an absolute value equation, isolate the absolute value on one side of the equal sign, and establish two cases:

Case 1: $ a = b$ set $a = b$ Set the expression inside the absolute value symbol equal to the other given expression.	Case 2: $ a = b$ set $a = -b$ Set the expression inside the absolute value symbol equal to the negation of the other given expression
... and always CHECK your answers. The two cases create "derived" equations. These derived equations may not always be true equivalents to the original equation. Consequently, the roots of the derived equations MUST BE CHECKED in the original equation so that you do not list extraneous roots as answers.	

Tutorials:

Solving absolute value equations <http://www.regentsprep.org/regents/math/algtrig/ate1/abslesson.htm>

Example:	Solve: $ 2x - 3 = 17$
Case 1: $2x - 3 = 17$ $2x = 20$ $x = 10$	Case 2: $2x - 3 = -17$ $2x = -14$ $x = -7$
Check your solutions: $ 2x - 3 = 17$ $ 2(10) - 3 = 17$ $ 20 - 3 = 17$ $ 17 = 17$	$ 2x - 3 = 17$ $ 2(-7) - 3 = 17$ $ -14 - 3 = 17$ $ -17 = 17$

1) $|x + 15| = 37$

2) $\left| \frac{1}{3}x - 3 \right| = -1$

3) $|16x - 4x| = 4x - 12$

$$4) |x - 4| - 5 = 0$$

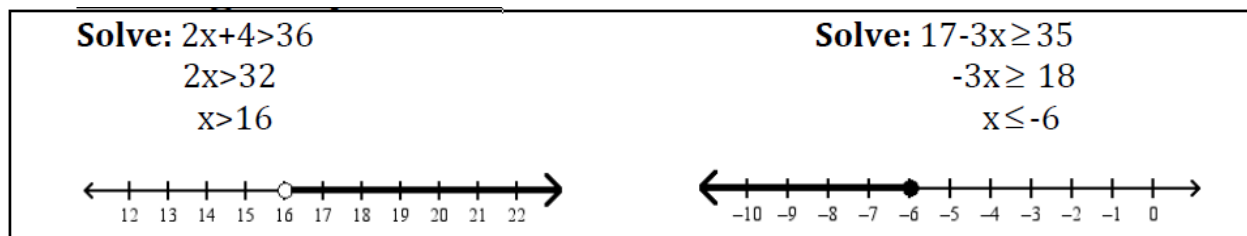
$$5) |4x + 3| = 15 - 2x$$

Part X. Solving Inequalities

Solving linear inequalities is the same as solving linear equations... with one very important exception... when you multiply or divide an inequality by a negative value, it changes the direction of the inequality

Tutorials:

Solving linear inequalities <http://www.regentsprep.org/regents/math/algebra/AE8/LSolvIn.htm>



Solve the inequality and graph on a number line.

$$1) 7(7x - 9) \leq 84$$

$$2) 2 + 3(x + 5) \geq 4(x + 3)$$

$$3) \frac{1}{3}(2x - 3) > x + 2$$

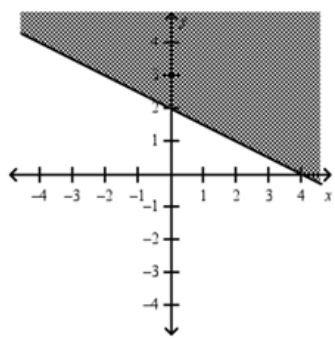
Part XI. Graphing Linear Inequalities:

Graphing an inequality starts by graphing the corresponding straight line. After graphing the line, there are only two additional steps to remember.

1. Choose a point **not** on the line and see if it makes the inequality true. If the inequality is true, you will shade THAT side of the line -- thus shading OVER the point. If it is false, you will shade the OTHER side of the line -- not shading OVER the point.
2. If the inequality is LESS THAN OR EQUAL TO or GREATER THAN OR EQUAL TO, the line is drawn as a solid line. If the inequality is simply LESS THAN or GREATER THAN, the line is drawn as a dashed line.

Graph $x + 2y \geq 4$
Place the equation in slope intercept form $x + 2y \geq 4$
Since it is a greater than or equal to it is a solid line
(note if it was just $>$ or $<$ it would be dashed)

Test Point: (0,0)
 $0 + 2(0) \geq 4$
 $0 \geq 4$
False: Shade the region that does not include (0,0)



Tutorials:

Graphing Linear Inequalities <http://www.regentsprep.org/regents/math/algebra/AE85/GrIneqa.htm>

1) Graph $2x + y > 4$

2) Graph $2y \leq 4x + 6$

