



The College Application Timetable


Class of 2024

 Did you know? Students who visit a highly selective college campus are up to 40% more likely to be accepted to that school.	Spring of Junior Year	Summer before Senior Year	Fall of Senior Year	Winter & Spring of Senior Year & Beyond
Visit College Campuses and Attend College Fairs	ongoing			
Register & Study for SAT	2023 SAT test dates-	6/3/23	8/26/23 – 10/7/23 – 11/4/23 – 12/2/23	
Register & Study for ACT	2023 ACT test dates-	6/10/23 - 7/15/23	9/9/23 - 10/28/23 - 12/9/23	
Finalize College List 3 reach, 3 target, 3 likely	Use Naviance college research tools to identify colleges that are the best match & fit.			
Apply to College	Start applying in the fall **Check college application deadlines**			
Request Recommendations and Transcripts	After our fall meeting , use Naviance to request transcripts and teacher letters of recommendation. **Talk to teacher recommenders <i>in person</i> before submitting your request in Naviance** Do not invite recommenders in Common App until after you match your Common App and Naviance accounts.			
Complete the FAFSA (Free Application for Federal Student Aid)	Submit FAFSA starting on October 1st **check college websites for more info. on financial aid deadlines**			
Apply for Scholarships	Scholarship applications can be due as early as September , local scholarships will be released in January **Check scholarship websites and your college for specific deadlines**			
Commit to a College	Students should commit to a college by the spring of their senior year.			

The College Application Checklist

	<p>Did you know? Naviance College, Career, and Life Readiness lessons (purple box at the bottom of your Naviance homepage) can help you navigate the major milestones of your senior year.</p>	<h2>Student Checklist</h2>	<h2>Parent or Guardian Checklist</h2>
S p r i n g - S u m m e r	<p>Visit College Campuses and Attend College Fairs</p>	<ul style="list-style-type: none"> <input type="checkbox"/> Engage with admissions reps in-person, over the phone, and through email. 	<ul style="list-style-type: none"> <input type="checkbox"/> Work with your student to plan spring & summer visits to the colleges they are most interested in.
	<p>Register & Study for the ACT and/or SAT</p>	<ul style="list-style-type: none"> <input type="checkbox"/> Review your ACT score from this Spring <input type="checkbox"/> If you would like to retake your ACT or take the SAT make a plan for when you want to take it and get registered directly on their website. <input type="checkbox"/> Come up with a study plan and stick to it! 	<ul style="list-style-type: none"> <input type="checkbox"/> Talk to your student about paying for the ACT (\$52-68). Register early to avoid paying an extra \$30 late fee. <input type="checkbox"/> Talk to your student about paying for the SAT (\$50-65). Register early to avoid paying an extra \$30 late fee. <p>**fee waivers are available make sure to talk to your counselor if you think you might qualify or qualify for free and reduced lunch**</p>
	<p>Finalize College List 3 reach, 3 target, 3 likely</p>	<ul style="list-style-type: none"> <input type="checkbox"/> Carefully consider the criteria you are looking for in a college and the admissions requirements for each school to finalize your college list and which deadlines you want to shoot for. <p>**Use Naviance & college websites to help you make informed decisions about where to apply.**</p>	<ul style="list-style-type: none"> <input type="checkbox"/> Talk to your student about where they are planning to apply and what criteria matters to them most.

The College Application Checklist

	Did you know? You are twice as likely to get into a college if you apply for <u>Early Action</u> rather than Regular Decision.	<h2>Student Checklist</h2>	<h2>Parent or Guardian Checklist</h2>
F a l l - W i n t e r	<h3>Apply to College</h3>	<ul style="list-style-type: none"> ❑ Refer to college admissions websites for more information on how to apply and application deadlines. Most colleges early action deadlines are no earlier than November 1st. 	<ul style="list-style-type: none"> ❑ Talk to your student about how to pay for college application fees. Fees can range from \$25 to \$90 per application. <p style="text-align: center;">**fee waivers are available**</p>
	<h3>Request Recommendations and Transcripts</h3>	<ul style="list-style-type: none"> ❑ Speak to teachers directly to find out what they require in order to provide you with a written recommendation ❑ <u>Use Naviance to request ALL letters of recommendation and transcripts for colleges you are applying to. Do not invite recommenders in Common App until after you match your Common App and Naviance accounts. We will have a meeting in the fall and explain in detail and give you handouts with step-by-step directions.</u> 	
	<h3>Complete the FAFSA (Free Application for Federal Student Aid)</h3>	<ul style="list-style-type: none"> ❑ Go to https://studentaid.gov/h/apply-for-aid to learn more about the FAFSA. ❑ Submit your FAFSA application as early as October 1st. 	<ul style="list-style-type: none"> ❑ Parents and guardians should go to https://studentaid.gov/apply-for-aid/fafsa/filling-out to identify what financial information is needed to complete the FAFSA successfully.
	<h3>Apply for Scholarships</h3>	<ul style="list-style-type: none"> ❑ Use resources like the Naviance Scholarship Search to find out which scholarships you're eligible for. ❑ Apply well in advance of scholarship deadlines. ❑ Make sure to apply for Local Scholarships. Information comes out in January. 	<ul style="list-style-type: none"> ❑ Discuss finances with your student. Let them know if there is a "financial gap" between the costs of college that would not be met by household contributions + federal financial aid. How much will the student need from other sources in order to attend college?
	<h3>Commit to a College</h3>	<ul style="list-style-type: none"> ❑ College Decision Day is May 1st but many colleges would like you to commit earlier! 	<ul style="list-style-type: none"> ❑ Talk to your student about each college they are accepted to. Is it a good fit for them? Academically? Culturally? Financially? Help them make their final decision.