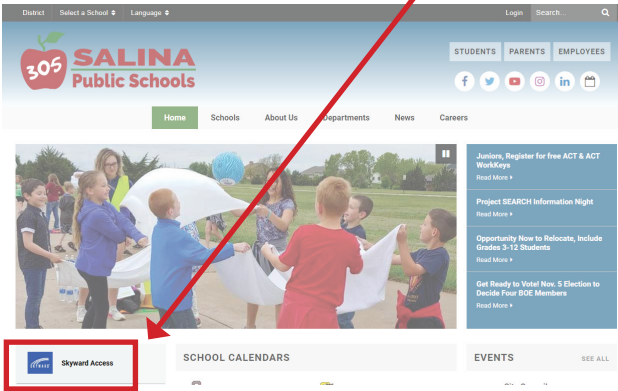


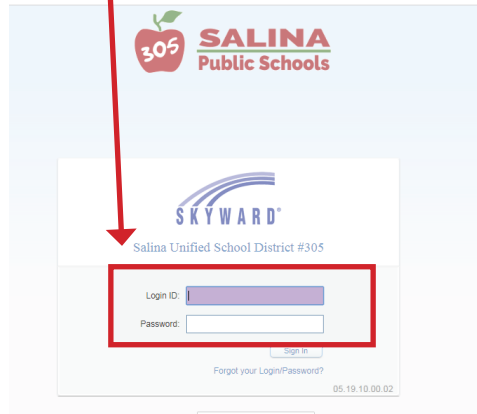
Receive school messages! Update your contact information in Skyward.

To update your parent/guardian information and notification preferences, you must access Skyward using a web browser

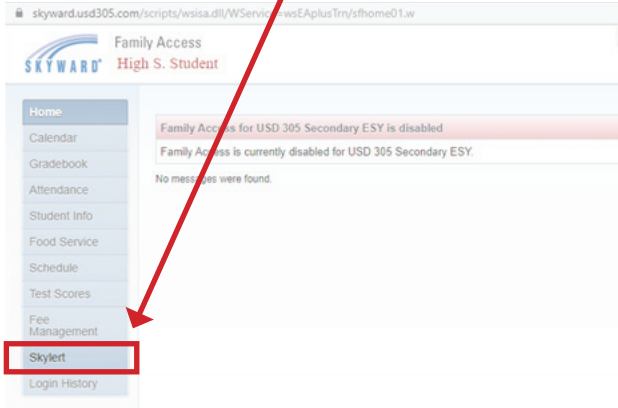
1 Find the the Skyward Access link on the usd305.com homepage and click on it.



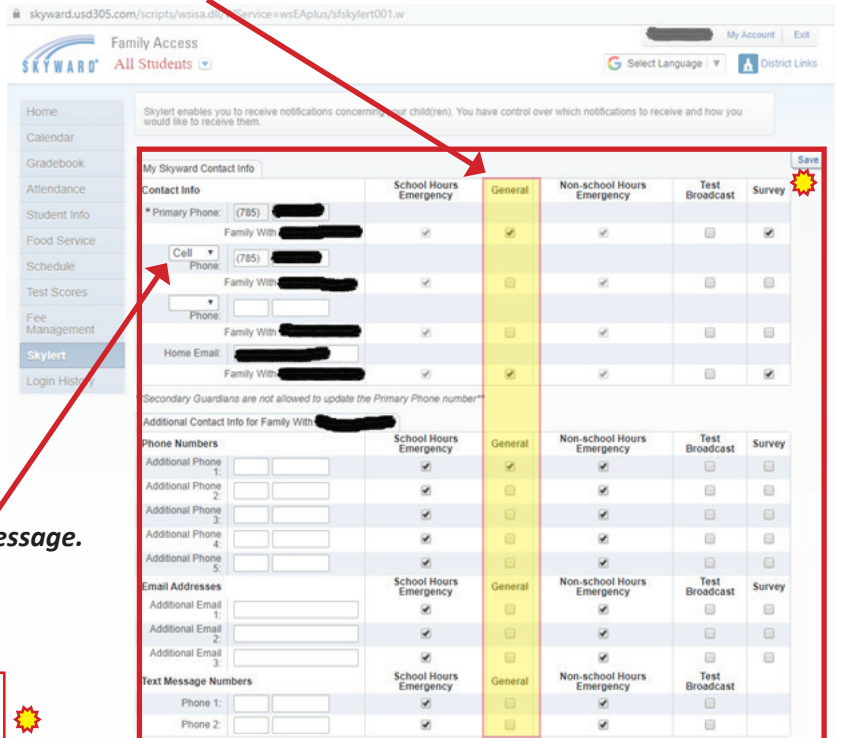
2 Login with the ID and Password received at enrollment.



3 Click on the Skylert link in the left hand vertical menu.



4 Update phone numbers and email as necessary. Check the box to select which type of messages each will receive. **Please Note: The majority of messages are sent "General."** We strongly recommend checking this box.



Update or add cell number(s) to receive text messaging. You will need to opt-in via text message.

5 Be sure to click the Save button once you have updated your contact information!