

LCFF Budget Overview for Parents

Local Educational Agency (LEA) Name: Stanislaus COE - Stanislaus Alternative Charter School

CDS Code: 50-10504-0129023

School Year: 2024-25

LEA contact information:

Marcelo Briones

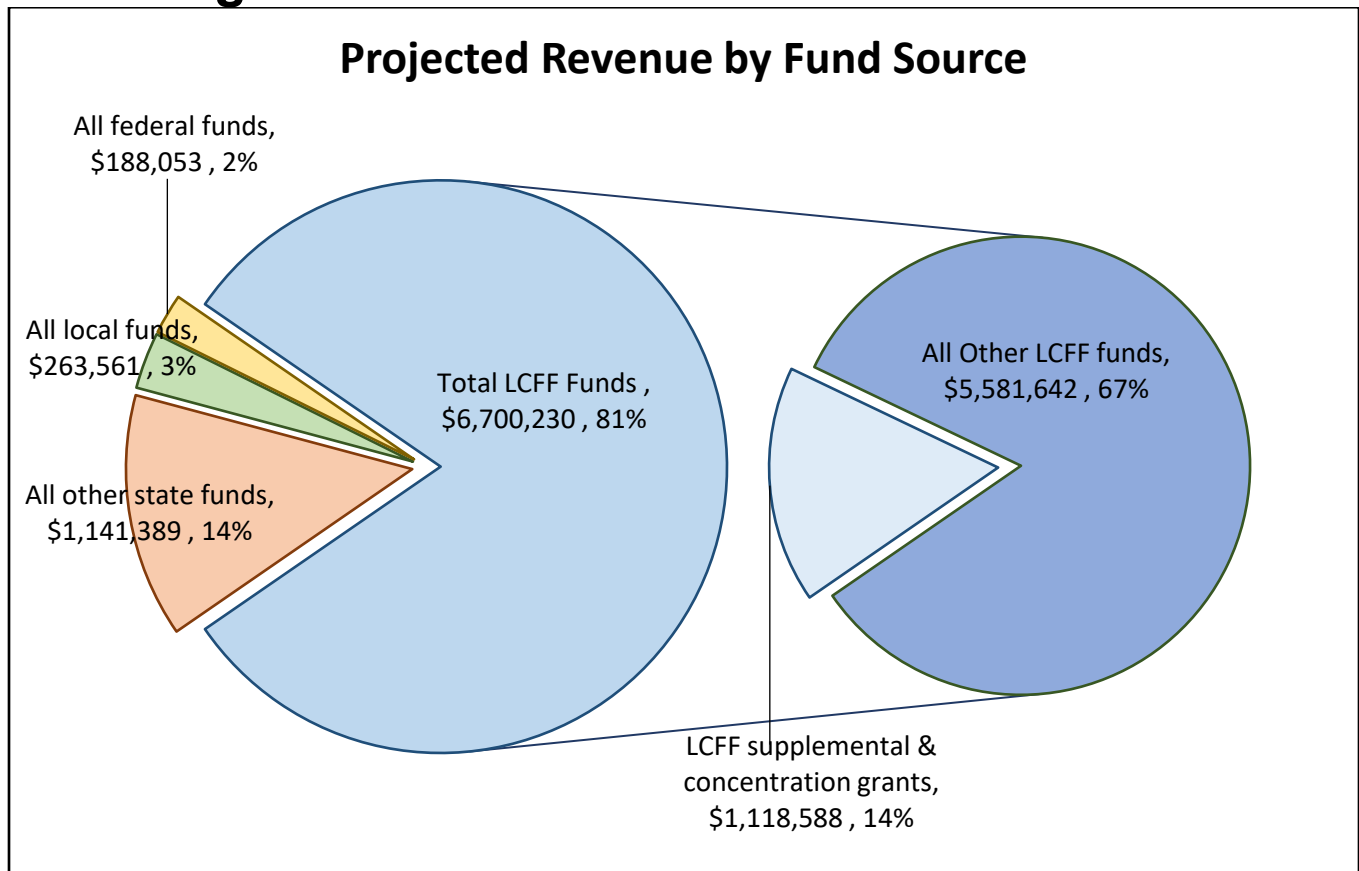
Principal

mbriones@stancoe.org

(209) 238-8653

School districts receive funding from different sources: state funds under the Local Control Funding Formula (LCFF), other state funds, local funds, and federal funds. LCFF funds include a base level of funding for all LEAs and extra funding - called "supplemental and concentration" grants - to LEAs based on the enrollment of high needs students (foster youth, English learners, and low-income students).

Budget Overview for the 2024-25 School Year

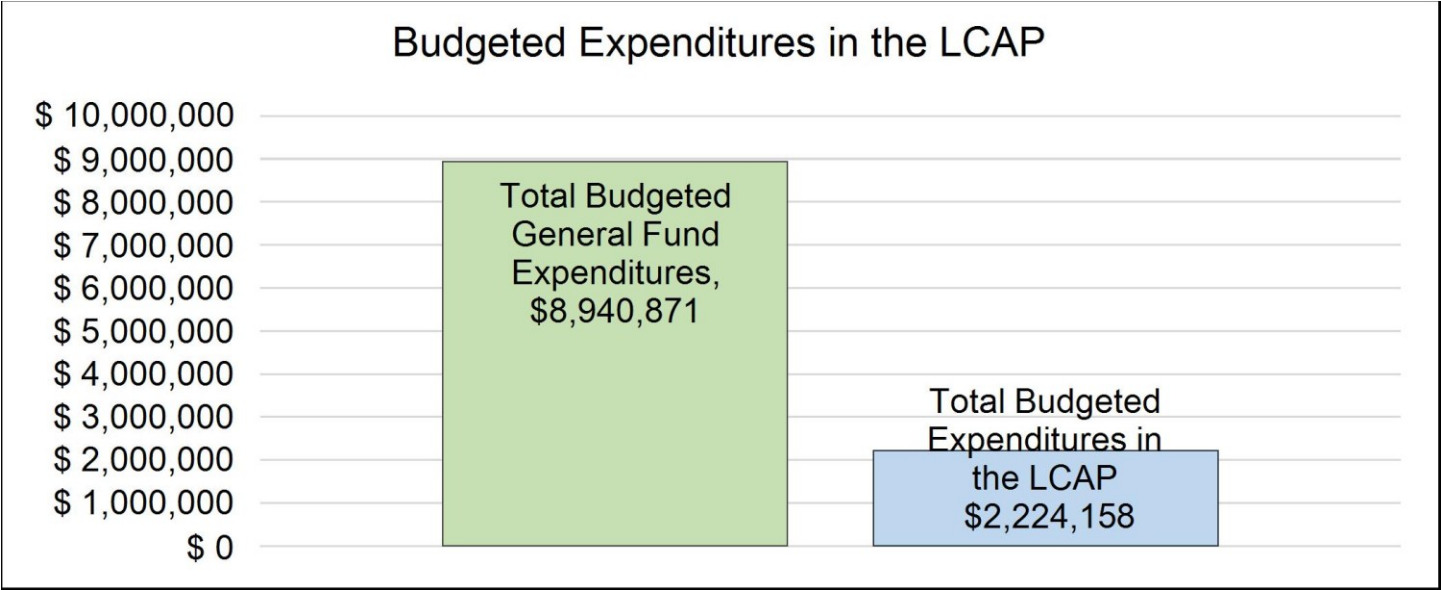


This chart shows the total general purpose revenue Stanislaus COE - Stanislaus Alternative Charter School expects to receive in the coming year from all sources.

The text description for the above chart is as follows: The total revenue projected for Stanislaus COE - Stanislaus Alternative Charter School is \$8,293,233, of which \$6,700,230 is Local Control Funding Formula (LCFF), \$1,141,389 is other state funds, \$263,561 is local funds, and \$188,053 is federal funds. Of the \$6,700,230 in LCFF Funds, \$1,118,588 is generated based on the enrollment of high needs students (foster youth, English learner, and low-income students).

LCFF Budget Overview for Parents

The LCFF gives school districts more flexibility in deciding how to use state funds. In exchange, school districts must work with parents, educators, students, and the community to develop a Local Control and Accountability Plan (LCAP) that shows how they will use these funds to serve students.



This chart provides a quick summary of how much Stanislaus COE - Stanislaus Alternative Charter School plans to spend for 2024-25. It shows how much of the total is tied to planned actions and services in the LCAP.

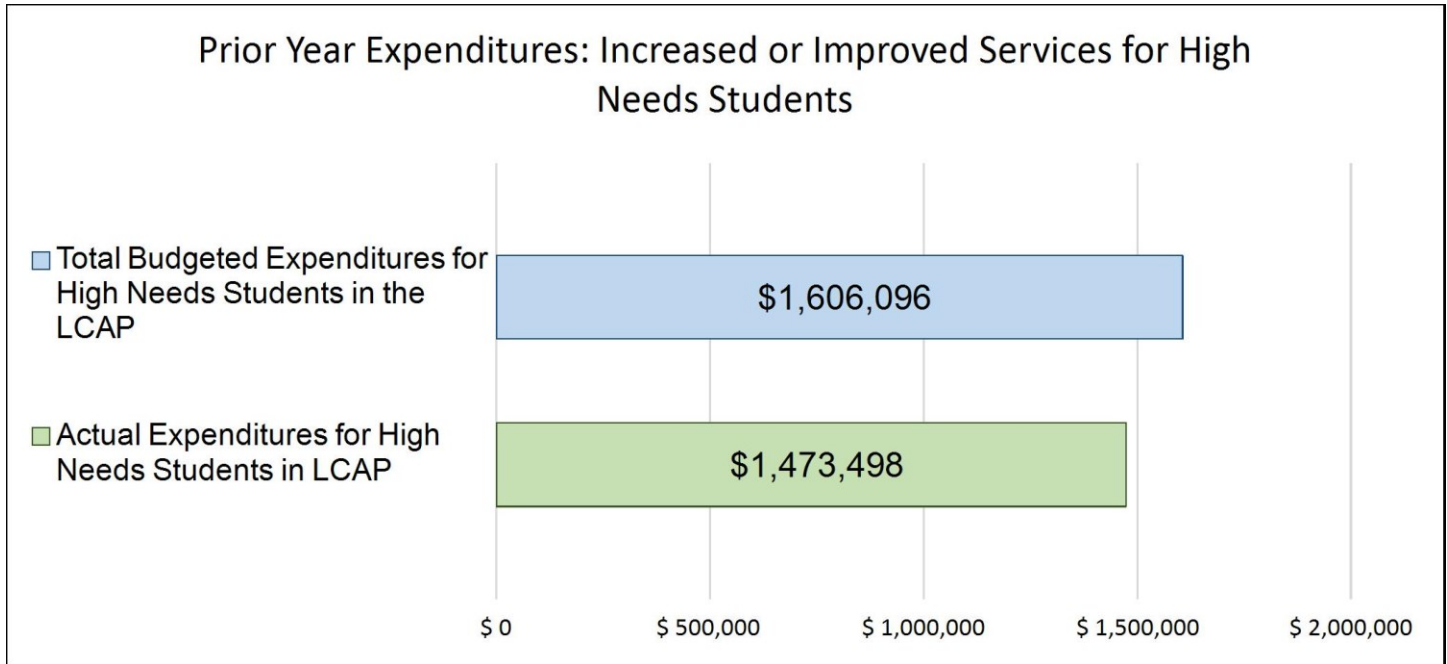
The text description of the above chart is as follows: Stanislaus COE - Stanislaus Alternative Charter School plans to spend \$8,940,871 for the 2024-25 school year. Of that amount, \$2,224,158 is tied to actions/services in the LCAP and \$6,716,713 is not included in the LCAP. The budgeted expenditures that are not included in the LCAP will be used for the following:

Increased or Improved Services for High Needs Students in the LCAP for the 2024-25 School Year

In 2024-25, Stanislaus COE - Stanislaus Alternative Charter School is projecting it will receive \$1,118,588 based on the enrollment of foster youth, English learner, and low-income students. Stanislaus COE - Stanislaus Alternative Charter School must describe how it intends to increase or improve services for high needs students in the LCAP. Stanislaus COE - Stanislaus Alternative Charter School plans to spend \$1,371,753 towards meeting this requirement, as described in the LCAP.

LCFF Budget Overview for Parents

Update on Increased or Improved Services for High Needs Students in 2023-24



This chart compares what Stanislaus COE - Stanislaus Alternative Charter School budgeted last year in the LCAP for actions and services that contribute to increasing or improving services for high needs students with what Stanislaus COE - Stanislaus Alternative Charter School estimates it has spent on actions and services that contribute to increasing or improving services for high needs students in the current year.

The text description of the above chart is as follows: In 2023-24, Stanislaus COE - Stanislaus Alternative Charter School's LCAP budgeted \$1,606,096 for planned actions to increase or improve services for high needs students. Stanislaus COE - Stanislaus Alternative Charter School actually spent \$1,473,498 for actions to increase or improve services for high needs students in 2023-24.



2023–24 Local Control and Accountability Plan Annual Update

The instructions for completing the 2023–24 Local Control and Accountability Plan (LCAP) Annual Update follow the template.

Local Educational Agency (LEA) Name	Contact Name and Title	Email and Phone
Stanislaus COE - Stanislaus Alternative Charter School	Marcelo Briones Principal	mbriones@stancoe.org (209) 238-8653

Goals and Actions

Goal

Goal #	Description
1	# 1. Stakeholders consistently recommended teacher assignment be a priority. Parents referenced NCLB notifications received regarding teachers teaching outside of credentialed area. Staff initiated changes of assignment were referenced as a need to consider credentialing as well as seniority for selection.

Measuring and Reporting Results

Metric	Baseline	Year 1 Outcome	Year 2 Outcome	Year 3 Outcome	Desired Outcome for 2023–24
90% of the teachers serving in the court and community school will be NCLB compliant in the subject areas they teach. All (100%) students will have access to standards aligned materials. All facilities will be maintained and issues with site conditions addressed	2016-17 Data	The LEA is compliant with this goal.	The LEA is compliant with this goal.	The LEA is compliant with this goal.	100%
English IV site collected data Edmentum Exact Path Assessments	English IV baseline pre 2021 Exact Path Assessment baseline 2021-22	The LEA has changed to using the Exact Path Assessments provided by the new online curriculum provider Edmentum.	The LEA has changed to using the Exact Path Assessments provided by the new online curriculum provider Edmentum.	The LEA has changed to using the Exact Path Assessments provided by the new online curriculum provider Edmentum.	continued growth

Metric	Baseline	Year 1 Outcome	Year 2 Outcome	Year 3 Outcome	Desired Outcome for 2023–24
Bi monthly professional development training agenda/sign in participation	100% of teachers participate in the bi monthly professional development training.	The LEA continues to offer bi monthly professional development.	The LEA continues to offer bi monthly professional development.	The LEA continues to offer bi monthly professional development.	100%
Annual list of teachers to be observed provided by SCOE HR	100% of teachers are observed as required	The LEA continues to be compliant with this goal.	The LEA continues to be compliant with this goal.	The LEA continues to be compliant with this goal.	100%
List of available courses from FLVS 20-21 List of available courses from Edmentum 2021 and onward.	100% of courses in the SCOE FLVS and Edmentum Library are available to students.	The LEA has changed from online curriculum provider Florida Virtual to Edmentum.	100% of students have access to Edmentum curriculum.	100% of students have access to Edmentum curriculum.	100%
Training reports provided by HMH re Read 180 teacher training	100% of Read 180 teachers will receive ongoing annual training.	The LEA continues to be compliant with this goal.	LEA has changed providers to Study Sync and teachers receive training, support, and reports.	LEA has changed providers to Study Sync and teachers receive training, support, and reports.	100%
Annual reports from Mental Health Clinician and queries from Aeries.	20-21 Report data	The LEA continues to be compliant with this goal.	The LEA continues to be compliant with this goal.	The LEA continues to be compliant with this goal.	continued monitoring

Goal Analysis

An analysis of how this goal was carried out in the previous year.

A description of any substantive differences in planned actions and actual implementation of these actions.

No Substantive differences in planned actions and actual implementatin of these actions.

An explanation of material differences between Budgeted Expenditures and Estimated Actual Expenditures and/or Planned Percentages of Improved Services and Estimated Actual Percentages of Improved Services.

None

An explanation of how effective or ineffective the specific actions were in making progress toward the goal during the three-year LCAP cycle.

This goal's actions were effective in making progress toward the goal by continuing to hire properly qualified teachers.

A description of any changes made to the planned goal, metrics, desired outcomes, or actions for the coming year that resulted from reflections on prior practice.

Based on input from stakeholders, we have consolidated the goal's metrics and outcomes as appropriate to give the LCAP greater focus.

A report of the Total Estimated Actual Expenditures for last year's actions may be found in the Annual Update Table. A report of the Estimated Actual Percentages of Improved Services for last year's actions may be found in the Contributing Actions Annual Update Table.

Goals and Actions

Goal

Goal #	Description
2	#2. The LEA will ensure that teachers participate in Common Core State Standards Training, the adoption and implementation of materials aligned to the standards and designing standards aligned courses. All students will have access to CCSS aligned, a-g approved curriculum.

Measuring and Reporting Results

Metric	Baseline	Year 1 Outcome	Year 2 Outcome	Year 3 Outcome	Desired Outcome for 2023–24
100% of the teachers will participate in training on CCSS throughout the year in addition to ongoing training on the implementation and use of Florida Virtual online courses. Training will include specific strategies to ensure EL access to CCSS. Student achievement will be monitored through common assignments and assessments. 90% of all students will successfully complete a-g coursework through the online curriculum.	2016-17 data	The LEA is compliant with this goal.	The LEA is compliant with this goal.	The LEA is compliant with this goal.	100%

Metric	Baseline	Year 1 Outcome	Year 2 Outcome	Year 3 Outcome	Desired Outcome for 2023–24
AP courses and EAP are not yet available as we focus on the success of implementing CCSS a-g curriculum program wide. A more rigorous curriculum will allow for a 5% increase in the RFEP rate as well.					
List of available courses from FLVS Changed to Edmentum	100% of courses in the SCOE Edmentum Library are available to students.	The LEA has changed from online curriculum provider Florida Virtual to Edmentum.	100% of courses in the SCOE Edmentum Library are available to students.	100% of courses in the SCOE Edmentum Library are available to students.	100%
Number of graduates	1300	1300 graduates to date.	1518 graduates to date	1,642 graduates to date	1500
Number of students enrolled in and completing Read 180	2021 data	The LEA continues to offer Read 180 and enroll students as appropriate.	Read 180 has been replaced by Study Sync - identified students are enrolled as appropriate	Read 180 has been replaced by Study Sync - identified students are enrolled as appropriate	Study Sync Assessment/ongoing

Goal Analysis

An analysis of how this goal was carried out in the previous year.

A description of any substantive differences in planned actions and actual implementation of these actions.

No substantive differences in planned actions and actual implementation of these actions..

An explanation of material differences between Budgeted Expenditures and Estimated Actual Expenditures and/or Planned Percentages of Improved Services and Estimated Actual Percentages of Improved Services.

None

An explanation of how effective or ineffective the specific actions were in making progress toward the goal during the three-year LCAP cycle.

This goal's actions were effective in making progress toward the goal by continuing to provide professional development and input from all stakeholders when considering new curriculum.

A description of any changes made to the planned goal, metrics, desired outcomes, or actions for the coming year that resulted from reflections on prior practice.

Based on input from stakeholders, we have consolidated the goal's metrics and outcomes as appropriate to give the LCAP greater focus.

A report of the Total Estimated Actual Expenditures for last year's actions may be found in the Annual Update Table. A report of the Estimated Actual Percentages of Improved Services for last year's actions may be found in the Contributing Actions Annual Update Table.

Goals and Actions

Goal

Goal #	Description
3	#3.Student will participate in a rigorous and relevant academic program. The LEA expects consistent positive growth toward county average scores in all significant student subgroups (including expelled pupils, foster youth, English learners, pupils with disabilities and socioeconomically disadvantaged pupils. Additionally, Charter will assure that intervention and support programs such as courses to increase literacy, language and math skills are utilized for targeted instruction for students with such needs.

Measuring and Reporting Results

Metric	Baseline	Year 1 Outcome	Year 2 Outcome	Year 3 Outcome	Desired Outcome for 2023–24
A 5% increase in CAHSEE pass rates, and CELDT overall scores. A 10% increase in numbers of students enrolled in and completing intervention courses for literacy, language and math A 10% increase in GED pass rates .	2016-17 data	CAHSEE requirement is no more. CELDT scores are improving. There is an increase in students completing intervention due to the new access to Edmentum's Exact Path Assessment	CAHSEE requirement is no more. CELDT scores are improving. There is an increase in students completing intervention due to the new access to Edmentum's Exact Path Assessment	CAHSEE requirement is no more. CELDT scores are improving. There is an increase in students completing intervention due to the new access to Edmentum's Exact Path Assessment	100%
Number of graduates per year	Ave per year 100	Overall graduates is now at 1300	Overall graduates is now at 1518	Overall graduates is now at 1,642	1500
Post graduate survey results	50 per year	The LEA continues to collect and analyze this data.	The LEA continues to collect and analyze this data.	The LEA continues to collect and analyze this data.	Data continues to be gathered

Metric	Baseline	Year 1 Outcome	Year 2 Outcome	Year 3 Outcome	Desired Outcome for 2023–24
Bi monthly professional development training agenda/sign in participation	100% of teachers participate in the bi monthly professional development training.	The LEA continues to offer bi monthly professional development.	The LEA continues to offer bi monthly professional development.	The LEA continues to offer bi monthly professional development.	100%
Annual reports from Mental Health Clinician and queries from Aeries.	2021	The LEA will continue to collect annual reports from the Mental Health Cinician.	The LEA will continue to collect annual reports from the Mental Health Cinician.	The LEA will continue to collect annual reports from the Mental Health Cinician.	Continued Monitoring

Goal Analysis

An analysis of how this goal was carried out in the previous year.

A description of any substantive differences in planned actions and actual implementation of these actions.

No substantive differences in planned actions and actual implementation of these actions

An explanation of material differences between Budgeted Expenditures and Estimated Actual Expenditures and/or Planned Percentages of Improved Services and Estimated Actual Percentages of Improved Services.

None

An explanation of how effective or ineffective the specific actions were in making progress toward the goal during the three-year LCAP cycle.

This goal's actions were effective in making progress toward the goal by continuing to offer assessments and support services to all students.

A description of any changes made to the planned goal, metrics, desired outcomes, or actions for the coming year that resulted from reflections on prior practice.

No changes have been made to the planned goal, metrics, desired outcomes, or actions for the coming year that resulted from reflections on prior practice

A report of the Total Estimated Actual Expenditures for last year's actions may be found in the Annual Update Table. A report of the Estimated Actual Percentages of Improved Services for last year's actions may be found in the Contributing Actions Annual Update Table.

Goals and Actions

Goal

Goal #	Description
4	#4.LEA expects students to be prepared for success in today's global society, including a rigorous high school education, development of career skills, and building character for citizenship

Measuring and Reporting Results

Metric	Baseline	Year 1 Outcome	Year 2 Outcome	Year 3 Outcome	Desired Outcome for 2023–24
A 5% Increase in number of students graduating and accepted to college, technical/trade school, military service or other post-secondary institution A 10% increase in number of students graduating with a job offer or already employed at time of graduation Increase of 10% in number of students maintaining employment after 6 – 12 months following graduation	2016-17 data	Students continue to enroll in college classes at MJC. Students continue to graduate and overall the number of graduates for the school is now at 1300. Students start and finish at all times throughout the school year.	Students continue to enroll in college classes at MJC. Students continue to graduate and overall the number of graduates for the school is now at 1518. Students start and finish at all times throughout the school year.	Students continue to enroll in college classes at MJC. Students continue to graduate and overall the number of graduates for the school is now at 1,642. Students start and finish at all times throughout the school year.	1500 graduates

Goal Analysis

An analysis of how this goal was carried out in the previous year.

A description of any substantive differences in planned actions and actual implementation of these actions.

No substantive differences in planned actions and actual implementation of these actions.

An explanation of material differences between Budgeted Expenditures and Estimated Actual Expenditures and/or Planned Percentages of Improved Services and Estimated Actual Percentages of Improved Services.

None

An explanation of how effective or ineffective the specific actions were in making progress toward the goal during the three-year LCAP cycle.

This goal's actions were effective in making progress toward the goal by continuing to improve our offering of CTE courses.

A description of any changes made to the planned goal, metrics, desired outcomes, or actions for the coming year that resulted from reflections on prior practice.

No changes have been made to the planned goal, metrics, desired outcomes, or actions for the coming year that resulted from reflections on prior practice.

A report of the Total Estimated Actual Expenditures for last year's actions may be found in the Annual Update Table. A report of the Estimated Actual Percentages of Improved Services for last year's actions may be found in the Contributing Actions Annual Update Table.

Goals and Actions

Goal

Goal #	Description
5	#5.LEA will actively engage students in activities that both connect them to each school's learning environment as well as provide opportunities for input about their education. Extra effort will be made to ensure EL students, and Foster youth are included.

Measuring and Reporting Results

Metric	Baseline	Year 1 Outcome	Year 2 Outcome	Year 3 Outcome	Desired Outcome for 2023–24
A 20% increase in parent attendance at LEA/Site hosted events. Monthly communication(including translated documents) between the schools and home, including social media/newletters/robo calls	2016-17 data	CBK students are adults and thus parental participation is assessed by student involvement.Midyear graduation ceremony was held in December 2021 and 24 of the 59 students who completed the graduation requirements since May 2021 participated.	CBK students are adults and thus parental participation is assessed by student involvement. Midyear graduation ceremony was held in December 2022 and 48 of the 75 students who completed the graduation requirements since May 2022 participated.	CBK students are adults and thus parental participation is assessed by student involvement. Midyear graduation ceremony was held in December 2023 and 41 of the 86 students who completed the graduation requirements since May 2023 participated.	100 graduates per year increase

Goal Analysis

An analysis of how this goal was carried out in the previous year.

A description of any substantive differences in planned actions and actual implementation of these actions.

No substantive differences in planned actions and actual implementation of these actions.

An explanation of material differences between Budgeted Expenditures and Estimated Actual Expenditures and/or Planned Percentages of Improved Services and Estimated Actual Percentages of Improved Services.

None

An explanation of how effective or ineffective the specific actions were in making progress toward the goal during the three-year LCAP cycle.

This goal's actions were effective in making progress toward the goal by continuing to offer our students pre-enrollment, post graduate, and other surveys.

A description of any changes made to the planned goal, metrics, desired outcomes, or actions for the coming year that resulted from reflections on prior practice.

Based on input from stakeholders, we have consolidated the goal's metrics and outcomes as appropriate to give the LCAP greater focus.

A report of the Total Estimated Actual Expenditures for last year's actions may be found in the Annual Update Table. A report of the Estimated Actual Percentages of Improved Services for last year's actions may be found in the Contributing Actions Annual Update Table.

Goals and Actions

Goal

Goal #	Description
6	#6.Students will build strong, positive relationships at schools and in the community by becoming actively engaged in activities both inside and outside the classroom.

Measuring and Reporting Results

Metric	Baseline	Year 1 Outcome	Year 2 Outcome	Year 3 Outcome	Desired Outcome for 2023–24
6a)Attendance rate 6b)Chronic absenteeism rate 6c)Graduation Numbers ; 6d) Establish baseline data from FLVS being established, utilize classroom observation and gradebook data 6e) CS opportunities school wide	6a)Attendance rate = 83% 6b)Chronic absenteeism rate = 12% 6c)Graduation Numbers 83 6d) utilize teacher observation and gradebook data 6e) 100% of graduating seniors completed community service.	Data continues to be collected and analyzed. COVID has had a negative impact on this goal. Attendance rate is maintained at 95%.	Data continues to be collected and analyzed. . Attendance rate is maintained at 99.39%.	Data continues to be collected and analyzed. . Attendance rate is maintained at 99.39%.	6a)Attendance rate = 95%% 6b)Chronic absenteeism rate = 5% 6c)Graduation Numbers 15% increase 6d) utilize teacher observation and gradebook data 6e) 100% of graduating seniors completed community service.

Goal Analysis

An analysis of how this goal was carried out in the previous year.

A description of any substantive differences in planned actions and actual implementation of these actions.

Planned actions are being implemented as described.

An explanation of material differences between Budgeted Expenditures and Estimated Actual Expenditures and/or Planned Percentages of Improved Services and Estimated Actual Percentages of Improved Services.

None

An explanation of how effective or ineffective the specific actions were in making progress toward the goal during the three-year LCAP cycle.

This goal's actions were effective in making progress toward the goal by continuing to offer students opportunities in career fairs and college tours.

A description of any changes made to the planned goal, metrics, desired outcomes, or actions for the coming year that resulted from reflections on prior practice.

Based on input from stakeholders, we have consolidated the goal's metrics and outcomes as appropriate to give the LCAP greater focus.

A report of the Total Estimated Actual Expenditures for last year's actions may be found in the Annual Update Table. A report of the Estimated Actual Percentages of Improved Services for last year's actions may be found in the Contributing Actions Annual Update Table.

Instructions

For additional questions or technical assistance related to the completion of the Local Control and Accountability Plan (LCAP) template, please contact the local county office of education (COE), or the California Department of Education’s (CDE’s) Local Agency Systems Support Office, by phone at 916-319-0809 or by email at lcff@cde.ca.gov.

Complete the prompts as instructed for each goal included in the 2023–24 LCAP. Duplicate the tables as needed. The 2023–24 LCAP Annual Update must be included with the 2024–25 LCAP.

Goals and Actions

Goal(s)

Description:

Copy and paste verbatim from the 2023–24 LCAP.

Measuring and Reporting Results

- Copy and paste verbatim from the 2023–24 LCAP.

Metric:

- Copy and paste verbatim from the 2023–24 LCAP.

Baseline:

- Copy and paste verbatim from the 2023–24 LCAP.

Year 1 Outcome:

- Copy and paste verbatim from the 2023–24 LCAP.

Year 2 Outcome:

- Copy and paste verbatim from the 2023–24 LCAP.

Year 3 Outcome:

- When completing the 2023–24 LCAP Annual Update, enter the most recent data available. Indicate the school year to which the data applies.

Desired Outcome for 2023–24:

- Copy and paste verbatim from the 2023–24 LCAP.

Timeline for completing the “Measuring and Reporting Results” part of the Goal.

Metric	Baseline	Year 1 Outcome	Year 2 Outcome	Year 3 Outcome	Desired Outcome for Year 3 (2023–24)
Copy and paste verbatim from the 2023–24 LCAP.	Copy and paste verbatim from the 2023–24 LCAP.	Copy and paste verbatim from the 2023–24 LCAP.	Copy and paste verbatim from the 2023–24 LCAP.	Enter information in this box when completing the 2023–24 LCAP Annual Update.	Copy and paste verbatim from the 2023–24 LCAP.

Goal Analysis

Using actual annual measurable outcome data, including data from the Dashboard, analyze whether the planned actions were effective in achieving the goal. Respond to the prompts as instructed.

A description of any substantive differences in planned actions and actual implementation of these actions.

- Describe the overall implementation of the actions to achieve the articulated goal. Include a discussion of relevant challenges and successes experienced with the implementation process. This must include any instance where the LEA did not implement a planned action or implemented a planned action in a manner that differs substantively from how it was described in the adopted LCAP.

An explanation of material differences between Budgeted Expenditures and Estimated Actual Expenditures and/or Planned Percentages of Improved Services and Estimated Actual Percentages of Improved Services.

- Explain material differences between Budgeted Expenditures and Estimated Actual Expenditures and between the Planned Percentages of Improved Services and Estimated Actual Percentages of Improved Services, as applicable. Minor variances in expenditures or percentages do not need to be addressed, and a dollar-for-dollar accounting is not required.

An explanation of how effective or ineffective the specific actions were in making progress toward the goal during the three-year LCAP cycle.

- Describe the effectiveness or ineffectiveness of the specific actions in making progress toward the goal during the three-year LCAP cycle. “Effectiveness” means the degree to which the actions were successful in producing the desired result and “ineffectiveness” means that the actions did not produce any significant or desired result.
 - In some cases, not all actions in a goal will be intended to improve performance on all of the metrics associated with the goal.
 - When responding to this prompt, LEAs may assess the effectiveness of a single action or group of actions within the goal in the context of performance on a single metric or group of specific metrics within the goal that are applicable to the action(s). Grouping actions with metrics will allow for more robust analysis of whether the strategy the LEA is using to impact a specified set of metrics is working and increase transparency for educational partners. LEAs are encouraged to use such an approach when goals include multiple actions and metrics that are not closely associated.
 - Beginning with the development of the 2024–25 LCAP, the LEA must change actions that have not proven effective over a three-year period.

A description of any changes made to the planned goal, metrics, desired outcomes, or actions for the coming year that resulted from reflections on prior practice.

- Describe any changes made to this goal, expected outcomes, metrics, or actions to achieve this goal as a result of this analysis and analysis of the data provided in the Dashboard or other local data, as applicable.
 - As noted above, beginning with the development of the 2024–25 LCAP, the LEA must change actions that have not proven effective over a three-year period. For actions that have been identified as ineffective, the LEA must identify the ineffective action and must include a description of the following:
 - The reasons for the ineffectiveness, and
 - How changes to the action will result in a new or strengthened approach.

California Department of Education
November 2023



Local Control and Accountability Plan

The instructions for completing the Local Control and Accountability Plan (LCAP) follow the template.

Local Educational Agency (LEA) Name	Contact Name and Title	Email and Phone
Stanislaus COE - Stanislaus Alternative Charter School	Marcelo Briones Principal	mbriones@stancoe.org (209) 238-8653

Plan Summary [2024-25]

General Information

A description of the LEA, its schools, and its students in grades transitional kindergarten–12, as applicable to the LEA.

Come Back Kids believes students learn best in educational environments that provide opportunities to explore, understand, and apply concepts and skills necessary to become independent problem solvers. The optimal learning environments are physically and emotionally safe, contain the necessary supports and structures that promote the development of character and self-discipline; the teacher is respected, supportive and trusted. The curriculum is based in real life applications and presented in one-on-one or small group settings, and the subject matter is appropriate, relevant, and intellectually stimulating. These conditions are met in a variety of educational settings based on individual needs of the students.

Come Back Kids (CBK) holds the fundamental beliefs that learning best occurs when:

- Work is challenging and accessible to all students.
- Learning opportunities are expanded by accessing various segments of the Stanislaus County community and through partnerships with community-based organizations as well as private and public agencies.
- All learning modalities and styles are incorporated into instructional design.
- Students understand that learning tasks have purpose, meaning, and application beyond the academic setting.
- Instructional activities are integrated, meaningful, and engaging.

- Learning and real-life experiences are considered teaching and learning tools.

CBK's combination of high-quality learning opportunities and rigorous learning environment will contribute to the efficacy of the program.

STUDENTS TO BE SERVED

Given the reality that the traditional public school is challenged to meet the needs of a growing portion of the county's student population, the Stanislaus County Office of Education has established Come Back Kids, a charter school specifically designed to address the academic needs of students, 16 and older, who are either at risk of not completing their high school diploma requirements or did not complete their high school diploma requirements. These students are at risk for reasons including, but not limited to:

1. Student is behind in credits;
2. Student is a high school drop-out;
3. Student is not functioning well at a traditional campus;
4. Student needs to work full-time and/or part-time

Come Back Kids may enroll any eligible student who qualifies for enrollment in a county community school under Education Code Section 1981 or in a community day school under Education Code Section 48662, who resides in the State of California and who wishes to enroll. These students may meet minimum eligibility requirements that permit enrollment based on the following:

- Expelled from a school district within the geographic boundaries of Stanislaus County and adjacent counties.
- Referred to a county community school by a Stanislaus County school district as a result of the recommendation by a School Attendance Review Board (SARB). Referred by the Stanislaus County school district of attendance at the request of the pupil's parent or guardian with that district's approval of the pupil's enrollment in a county community school.
- Foster Youth students.
- Probation-referred pursuant to Sections 300, 601, 602, and 654 of the Welfare and Institutions Code:
- On probation or parole and not in attendance in any school.

Reflections: Annual Performance

A reflection on annual performance based on a review of the California School Dashboard (Dashboard) and local data.

Stanislaus Alternative Charter continues to maintain its suspension rate of 0% in the blue. Although our graduation rate remains in the red, our total number of graduates continues to increase yearly.

Stanislaus Alternative Charter met standards in:

- *Basics: Teachers, Instructional Materials, Facilities
- *Implementation of Academic Standards
- *Parent and Family Engagement
- *Local Climate Survey
- *Access to broad Course of Study

Reflections: Technical Assistance

As applicable, a summary of the work underway as part of technical assistance.

Not Applicable

Comprehensive Support and Improvement

An LEA with a school or schools eligible for comprehensive support and improvement must respond to the following prompts.

Schools Identified

A list of the schools in the LEA that are eligible for comprehensive support and improvement.

Stanislaus Alternative Charter School

Support for Identified Schools

A description of how the LEA has or will support its eligible schools in developing comprehensive support and improvement plans.

The LEA supported the SACS in developing a CSI plan by using the CA Dashboard results and the WASC Accreditation Self-Study findings and the Visiting Team school wide growth areas for continuous improvement recommendations as the school-level needs assessment. A CSI plan (School plan for Student Achievement SPSA) was developed using this data and subsequent analysis, including the identification of evidence-based interventions and resources identified for implementation. Additionally, CSI support was provided by Erin Cross, Director II in the Instructional Support Services Department at SCOE, to CBK on a regular basis.

Monitoring and Evaluating Effectiveness

A description of how the LEA will monitor and evaluate the plan to support student and school improvement.

The LEA will monitor the implementation and effectiveness of the CSI plan and provide an annual analysis of implementation progress and impact on student learning. The LEA will work with WASC staff to coordinate the upcoming Self Study Focus Group process.

Engaging Educational Partners

A summary of the process used to engage educational partners in the development of the LCAP.

School districts and county offices of education must, at a minimum, consult with teachers, principals, administrators, other school personnel, local bargaining units, parents, and students in the development of the LCAP.

Charter schools must, at a minimum, consult with teachers, principals, administrators, other school personnel, parents, and students in the development of the LCAP.

An LEA receiving Equity Multiplier funds must also consult with educational partners at schools generating Equity Multiplier funds in the development of the LCAP, specifically, in the development of the required focus goal for each applicable school.

Educational Partner(s)	Process for Engagement
Teachers	Surveys and School Stie Council
Principals	School Site Council
Administrators	Regular input
Other School Personnel	School Site Council and surveys
Parents/Adult Students	School Site Council and Surveys
Students	School Site Council and Sruveys

A description of how the adopted LCAP was influenced by the feedback provided by educational partners.

All educational partners (Teachers, Principals, Administrators, Other School Personnel, Adult Students) were asked to provide input as to the LCAP goals and actions towards goals. The School Site Council met and gave input as to the LCAP goals and actions to attain each goal.

From stakeholder input, the previous goals were evaluated and recommended four new goals that would contain the major areas and planned actions in a more condensed manner. The SSC gave specific recommendations as to the wording on the new goals as well as the actions or services to meet each new goal.

The LCAP goals and services to attain each goal were directly influenced by the input of the educational partners.

Goals and Actions

Goal

Goal #	Description	Type of Goal
1	Stakeholders consistently recommended teacher assignment be a priority. Teachers at Stanislaus Alternative Charter are appropriately assigned. The LEA will ensure that teachers participate in Common Core State Standards Training, the adoption and implementation of materials aligned to the standards, and designing standards aligned courses. All students will have access to CCSS aligned, a-g approved curriculum and site ensures excellent and equitable conditions of learning through postitive school climate and learning environments are in good repair.	Focus Goal

State Priorities addressed by this goal.

Priority 1: Basic (Conditions of Learning)
Priority 2: State Standards (Conditions of Learning)
Priority 4: Pupil Achievement (Pupil Outcomes)
Priority 7: Course Access (Conditions of Learning)
Priority 8: Other Pupil Outcomes (Pupil Outcomes)

An explanation of why the LEA has developed this goal.

The LEA recognizes that it is the academic progress of students that is of the utmost importance. In order for students to be academically successful, the LEA feels that the academic program must be one that challenges the student, one that has teachers who are knowledgeable in a variety of instructional practices and one that has built in supports for students who need both academic and mental/emotional help.

Measuring and Reporting Results

Metric #	Metric	Baseline	Year 1 Outcome	Year 2 Outcome	Target for Year 3 Outcome	Current Difference from Baseline
1.1	Teachers serving in the Stanislaus Alternative Charter will be appropriately assigned in the subject areas they teach per the master schedule. All students will have access to	2023/24 Results - HR reporting - 0 teacher missassignments			100% of teachers will be appropriately assigned in the subject areas they teach	

	standards-aligned materials.	2023/24 Results - Site reporting 100% access to standards aligned materials			100% of students will have access to standards-aligned curriculum	
1.2	Edmentum Exact Path Assessments Data	<p>Results from Edmentum Exact Path Assessments:</p> <p>Math: Of the 299 students tested, 20% of those tested scored in the 50th percentile rank and above</p> <p>Reading: Of the 348 students tested, 37% of those tested scored in the 50th percentile rank and above.</p> <p>Language Arts: Of the 358 students tested, 62% scored in the 50th percentile rank and above</p>			10% increase in students scoring in the 50th percentile rank and above	
1.3	Bi-monthly professional development training agenda/sign in participation	2023/24 Bi-monthly PD agendas 100% participation			100% participation	
1.5	Access to approved courses from Edmentum	100% access toEdmentum CBK approved course list			100% of teachers and students to have access to the approved course list	

1.6	Mental Health Clinician services for students	Results provided by MHC 2023/24 - 99 referrals, 74 students served			MHC to follow up on 100% of the referrals and continue to provide services to students when needed.	
1.7	Teachers will participate in training on CCSS throughout the year in addition to ongoing training on the implementation and use of Edmentum online courses.	100% participation by teachers gathered from monthly professional development sign in sheets.			100% of teachers will participate in training and professional development	
1.8	Number of CBK graduates	2023/24 - 137 graduates			150 graduates per year.	
1.9	All facilities will be maintained and issues with site conditions addressed. Number of identified instances where facilities do not meet the "good repair" standard	2023/24 FIT report 0			Timely repair of all identified facility issues 0 identified instances where facilities do not meet the "good repair" standard	
1.10	Teachers will participate in training that will include specific strategies to ensure EL access to the CCSS. This training will allow for an increase in the RFEP rate.	100% participation by teachers gathered from professional development sign in sheets			100% teacher participation	

Goal Analysis [2023-24]

An analysis of how this goal was carried out in the previous year.

A description of overall implementation, including any substantive differences in planned actions and actual implementation of these actions, and any relevant challenges and successes experienced with implementation.

Not Applicable: Please refer to the 2023-24 LCAP Annual Update.

An explanation of material differences between Budgeted Expenditures and Estimated Actual Expenditures and/or Planned Percentages of Improved Services and Estimated Actual Percentages of Improved Services.

Not Applicable: Please refer to the 2023-24 LCAP Annual Update.

A description of the effectiveness or ineffectiveness of the specific actions to date in making progress toward the goal.

Not Applicable: Please refer to the 2023-24 LCAP Annual Update.

A description of any changes made to the planned goal, metrics, target outcomes, or actions for the coming year that resulted from reflections on prior practice.

Not Applicable: Please refer to the 2023-24 LCAP Annual Update.

Actions

Action #	Title	Description	Total Funds	Contributing
1.2	Online Curriculum	The program will continue implementation of an online curriculum that is CCSS aligned.	\$116,000.00	Yes
1.3	Home Contact to decrease drop out rate	Teaching, counseling, and office staff will continue staying in regular contact with students through email and phone to help decrease the student dropout rate.	\$341,345.00	Yes
1.5	Assurance of instruction and feedback	Site administrative staff will regularly visit teachers and review online curriculum to assure implementation of CCSS instruction/materials and will provide timely and confidential feedback.	\$214,117.00	Yes

1.6	Full student access to wide range of courses. Chromebooks for all.	Students will continue to have access to the full and wide range of CBK approved Edmentum courses. Including access to Chromebooks.	\$7,900.00	Yes
1.7	Effectively designed curriculum	The teachers will use and design instruction effective for students to achieve Common Core standards and the students will use CCSS aligned curriculum and materials on a daily basis.	\$390,099.00	Yes
1.8	Intervention Courses	Appropriate intervention courses, aligned for achievement of CCSS, will be available and students requiring targeted instruction will be assigned to complete these courses as appropriate.	\$171,209.00	Yes
1.9	Analyzing data to improve instruction training	The staff will receive additional training on how to analyze data for the purpose of improving instruction.	\$2,500.00	No
1.10	Additional CTE Courses	Additional CTE courses will be developed and/or made available to students with the intent to provide them with job skills and make them more career ready upon completion of their high school diploma.	\$137,773.00	No
1.11	Intensive intervention for EL and RS students	Teachers with special populations of students will receive ongoing extra training in the areas of differentiated instruction, English Language Development, and research based strategies.	\$52,238.00	Yes
1.12	Proper maintenance of facilities.	Physical site conditions will continue to be maintained and assessed annually using the Facilities Inspection Tool and any needed repairs will be made promptly.	\$235,000.00	No

Goals and Actions

Goal

Goal #	Description	Type of Goal
2	Students will participate in a rigorous and relevant academic program. The LEA expects consistent positive growth toward county average scores in all significant student subgroups (foster youth, English learners, students with disabilities, and socioeconomically disadvantaged students). Additionally, Stanislaus County Alternative Charter will ensure that intervention and support programs such as courses to increase literacy, language, and math skills are utilized for targeted instruction for students with such needs.	Maintenance of Progress Goal

State Priorities addressed by this goal.

- Priority 1: Basic (Conditions of Learning)
- Priority 2: State Standards (Conditions of Learning)
- Priority 4: Pupil Achievement (Pupil Outcomes)
- Priority 7: Course Access (Conditions of Learning)

An explanation of why the LEA has developed this goal.

The LEA feels it is important that the environment be engaging, inclusive and communicative in order for learning to become an intrinsic and life long function.

Measuring and Reporting Results

Metric #	Metric	Baseline	Year 1 Outcome	Year 2 Outcome	Target for Year 3 Outcome	Current Difference from Baseline
2.1	Increase in number of students using the Study Sync educational ELL curriculum.	Study Sync Educational ELL Curriculum was introduced in 2023-24. Teachers and students used this minimally. in the Fall semester of 2023, one of 19 EL students accessed Study Sync			Increase overall usage of the Study Sync ELL Curriculum by 10 students.	

2.2	Number of graduates per year	2023/24 Results - 137			150 CBK graduates per year	
2.3	Post graduate survey completion	2023/24 Results - 96 graduates in fall of 2023 and 32% completed the survey.			20% increase in participation.	
2.4	Bi monthly professional development training agenda/sign in participation	2023/24 sign in sheets - 100% participation			100% teacher participation in Professional Development	

Goal Analysis [2023-24]

An analysis of how this goal was carried out in the previous year.

A description of overall implementation, including any substantive differences in planned actions and actual implementation of these actions, and any relevant challenges and successes experienced with implementation.

Not Applicable: Please refer to the 2023-24 LCAP Annual Update.

An explanation of material differences between Budgeted Expenditures and Estimated Actual Expenditures and/or Planned Percentages of Improved Services and Estimated Actual Percentages of Improved Services.

Not Applicable: Please refer to the 2023-24 LCAP Annual Update.

A description of the effectiveness or ineffectiveness of the specific actions to date in making progress toward the goal.

Not Applicable: Please refer to the 2023-24 LCAP Annual Update.

A description of any changes made to the planned goal, metrics, target outcomes, or actions for the coming year that resulted from reflections on prior practice.

Not Applicable: Please refer to the 2023-24 LCAP Annual Update.

Actions

Action #	Title	Description	Total Funds	Contributing
----------	-------	-------------	-------------	--------------

2.1	Development of additional CTE courses	LEA will continue to expand the CTE courses available for students.	\$32,000.00	No
2.2	Positive recognition opportunities	Students will receive incentives for completing a predetermined amount of credits and for completing state mandated testing and local surveys.	\$4,500.00	No
2.3	Website and Social Media to promote CBK program	To ensure proper promotion of of the CBK program	\$750.00	No
2.4	Documents translated	To better serve the diverse student populations, communications will be translated into Spanish.	\$500.00	Yes
2.5	Teacher training	Teachers will be trained on how to use more differentiated instruction, collaborative, and group activities for instruction.	\$1,000.00	Yes
2.6	Mental Health, drug/alcohol Support	The Mental Health Clinician with support from the Administrator and whole staff, will implement activities to address obstacles to learning such as drug/alcohol addition and mental health issues.	\$212,907.00	Yes
2.7	Continued teacher tech training.	Teachers will continue to be trained on extensions and tools to use to help students be successful completing the online curriculum with 21st Century Skill Sets.	\$1,500.00	No

Goals and Actions

Goal

Goal #	Description	Type of Goal
3	LEA expects students to be prepared for success in today’s global society, including a rigorous high school education, development of career skills, building character for citizenship, and overall student wellbeing.	Broad Goal

State Priorities addressed by this goal.

Priority 3: Parental Involvement (Engagement) Priority 4: Pupil Achievement (Pupil Outcomes) Priority 5: Pupil Engagement (Engagement) Priority 6: School Climate (Engagement)

An explanation of why the LEA has developed this goal.

The LEA feels that being prepared for all aspects of life is a necessary skill and that the school supports the students holistically in the development of these skills.

Measuring and Reporting Results

Metric #	Metric	Baseline	Year 1 Outcome	Year 2 Outcome	Target for Year 3 Outcome	Current Difference from Baseline
3.1	Increase in the number of students graduating and continuing to college, technical/trade school, military service, or other post-secondary institutions,	Results from Grad Survey: 14% Enrolled in community college			5% increase in graduates enrolling in post-secondary education.	

Goal Analysis [2023-24]

An analysis of how this goal was carried out in the previous year.

A description of overall implementation, including any substantive differences in planned actions and actual implementation of these actions, and any relevant challenges and successes experienced with implementation.

Not Applicable: Please refer to the 2023-24 LCAP Annual Update.

An explanation of material differences between Budgeted Expenditures and Estimated Actual Expenditures and/or Planned Percentages of Improved Services and Estimated Actual Percentages of Improved Services.

Not Applicable: Please refer to the 2023-24 LCAP Annual Update.

A description of the effectiveness or ineffectiveness of the specific actions to date in making progress toward the goal.

Not Applicable: Please refer to the 2023-24 LCAP Annual Update.

A description of any changes made to the planned goal, metrics, target outcomes, or actions for the coming year that resulted from reflections on prior practice.

Not Applicable: Please refer to the 2023-24 LCAP Annual Update.

Actions

Action #	Title	Description	Total Funds	Contributing
3.1	CTE	Additional CTE Standards aligned courses will be further developed and available for students with the intent to provide them with job skills and make them career ready and provide incentive for completing a HS diploma.	\$30,000.00	No
3.3	Career Navigator	The career navigator will continue to offer services of assisting with filling out FAFSA applications and seeking enrollment in college/vocational institutions after high school graduation.	\$123,325.00	No

Goals and Actions

Goal

Goal #	Description	Type of Goal
4	LEA will actively engage students in activities that both connect them to each school's learning environment as well as provide opportunities for input about their education. Students will build strong, positive relationships at schools and in the community by becoming actively engaged in activities both inside and outside the classroom. Extra effort will be made to ensure EL students, foster youth, students with disabilities, and socioeconomically disadvantaged students are included.	Focus Goal

State Priorities addressed by this goal.

Priority 3: Parental Involvement (Engagement)
 Priority 5: Pupil Engagement (Engagement)
 Priority 6: School Climate (Engagement)
 Priority 8: Other Pupil Outcomes (Pupil Outcomes)

An explanation of why the LEA has developed this goal.

The LEA strives to maintain focus on positive engagement to support the success of all students inside and outside the classroom. .

Measuring and Reporting Results

Metric #	Metric	Baseline	Year 1 Outcome	Year 2 Outcome	Target for Year 3 Outcome	Current Difference from Baseline
4.1	Improved student engagement and attendance participation by providing child care onsite	2023/24 child care usage - 89 students registered and use the onsite child care center regularly			20% increase in student participation in the onsite child care program.	
4.2	Improve student attendance rate.	2023/24 results - Attendance at CBK is 89% average			Increase attendance average by 2%.	

Goal Analysis [2023-24]

An analysis of how this goal was carried out in the previous year.

A description of overall implementation, including any substantive differences in planned actions and actual implementation of these actions, and any relevant challenges and successes experienced with implementation.

Not Applicable: Please refer to the 2023-24 LCAP Annual Update.

An explanation of material differences between Budgeted Expenditures and Estimated Actual Expenditures and/or Planned Percentages of Improved Services and Estimated Actual Percentages of Improved Services.

Not Applicable: Please refer to the 2023-24 LCAP Annual Update.

A description of the effectiveness or ineffectiveness of the specific actions to date in making progress toward the goal.

Not Applicable: Please refer to the 2023-24 LCAP Annual Update.

A description of any changes made to the planned goal, metrics, target outcomes, or actions for the coming year that resulted from reflections on prior practice.

Not Applicable: Please refer to the 2023-24 LCAP Annual Update.

Actions

Action #	Title	Description	Total Funds	Contributing
4.1	Positive Supports	Site staffs will create and administer regularly occurring positive recognition and support activities for students	\$2,500.00	No
4.2	Website presence	Website Development and maintenance, mailings, and brochures.	\$500.00	No
4.3	Translations	Translations of documents and communications mailed home, staff making extra calls and contact with foster youth and student living in homeless shetters for events and activities; activities to engage families with the schools specifically to enhance success in school for these special populations	\$500.00	Yes

4.4	Attendance Support	Site will utilize all available resources available to make home visits, calls, and referrals for students with attendance issues or at risk of being dropped.	\$145,995.00	No

Increased or Improved Services for Foster Youth, English Learners, and Low-Income Students [2024-25]

Total Projected LCFF Supplemental and/or Concentration Grants	Projected Additional 15 percent LCFF Concentration Grant
\$1,118,588	\$

Required Percentage to Increase or Improve Services for the LCAP Year

Projected Percentage to Increase or Improve Services for the Coming School Year	LCFF Carryover — Percentage	LCFF Carryover — Dollar	Total Percentage to Increase or Improve Services for the Coming School Year
20.656%	0.000%	\$ \$0.00	20.656%

The Budgeted Expenditures for Actions identified as Contributing may be found in the Contributing Actions Table.

Required Descriptions

LEA-wide and Schoolwide Actions

For each action being provided to an entire LEA or school, provide an explanation of (1) the unique identified need(s) of the unduplicated student group(s) for whom the action is principally directed, (2) how the action is designed to address the identified need(s) and why it is being provided on an LEA or schoolwide basis, and (3) the metric(s) used to measure the effectiveness of the action in improving outcomes for the unduplicated student group(s).

Goal and Action #	Identified Need(s)	How the Action(s) Address Need(s) and Why it is Provided on an LEA-wide or Schoolwide Basis	Metric(s) to Monitor Effectiveness
1.2	Action: Online Curriculum Need: Identified groups require access to online curriculum	Edmentum provides online curriculum that provides all coursework to all students	Course completion

Goal and Action #	Identified Need(s)	How the Action(s) Address Need(s) and Why it is Provided on an LEA-wide or Schoolwide Basis	Metric(s) to Monitor Effectiveness
	Scope: Schoolwide		
1.3	Action: Home Contact to decrease drop out rate Need: Reduce drop out of identified student groups Scope: Schoolwide	Maintain school to home communication, encourage and support student groups through challenges to avoid dropping out	Drop out rate
1.5	Action: Assurance of instruction and feedback Need: Fidellity in curriculum and assignments for all students Scope: Schoolwide	Consistent and equitable instruction	Course completion
1.6	Action: Full student access to wide range of courses. Chromebooks for all. Need: Chromebooks to access curriculum and resources Scope: Schoolwide	Equitable access for identified students	1:1 device inventory
1.7	Action: Effectively designed curriculum	Provides students appropriate instruction	Course completion

Goal and Action #	Identified Need(s)	How the Action(s) Address Need(s) and Why it is Provided on an LEA-wide or Schoolwide Basis	Metric(s) to Monitor Effectiveness
	Need: Meet varied needs of student learners with effective instructional strategies Scope: Schoolwide		
1.8	Action: Intervention Courses Need: Remediation courses for subgroups Scope: LEA-wide Schoolwide	Intervention courses and para professional may assist the subgroup students who may need assistance in EL, Math, or other subjects.	Assesments/Exact Path
1.11	Action: Intensive intervention for EL and RS students Need: Assesment Scope: LEA-wide Schoolwide	Properly assessed students will get the proper assistance from their teacher/Para	Assessment/Study Sync/Dashboard
2.4	Action: Documents translated Need: Translation	Translation services will assist non English or limited English speaking students	Translated Documents

Goal and Action #	Identified Need(s)	How the Action(s) Address Need(s) and Why it is Provided on an LEA-wide or Schoolwide Basis	Metric(s) to Monitor Effectiveness
	Scope: LEA-wide Schoolwide		
2.5	Action: Teacher training Need: Need for differentiated instruction Scope: LEA-wide Schoolwide	Students in the subgroups will receive scaffolded and supplemental instruction.	Assessment scores/Dashboard
2.6	Action: Mental Health, drug/alcohol Support Need: Mental Health Support Scope: LEA-wide Schoolwide	Students who feel safe and connected perform better at school. Clinicians will provide support to the students and sites to assist students in their mental health and give student/sites behavioral support. Ongoing PD/training for staff will be provided.	Climate Survey, referral data, counselor/clinician data.
4.3	Action: Translations Need: Translation Scope: LEA-wide Schoolwide	To assist limited English Speakers	Student Surveys

Limited Actions

For each action being solely provided to one or more unduplicated student group(s), provide an explanation of (1) the unique identified need(s) of the unduplicated student group(s) being served, (2) how the action is designed to address the identified need(s), and (3) how the effectiveness of the action in improving outcomes for the unduplicated student group(s) will be measured.

Goal and Action #	Identified Need(s)	How the Action(s) are Designed to Address Need(s)	Metric(s) to Monitor Effectiveness

For any limited action contributing to meeting the increased or improved services requirement that is associated with a Planned Percentage of Improved Services in the Contributing Summary Table rather than an expenditure of LCFF funds, describe the methodology that was used to determine the contribution of the action towards the proportional percentage, as applicable.

Additional Concentration Grant Funding

A description of the plan for how the additional concentration grant add-on funding identified above will be used to increase the number of staff providing direct services to students at schools that have a high concentration (above 55 percent) of foster youth, English learners, and low-income students, as applicable.

Staff-to-student ratios by type of school and concentration of unduplicated students	Schools with a student concentration of 55 percent or less	Schools with a student concentration of greater than 55 percent
Staff-to-student ratio of classified staff providing direct services to students		
Staff-to-student ratio of certificated staff providing direct services to students		

2024-25 Total Expenditures Table

LCAP Year	1. Projected LCFF Base Grant (Input Dollar Amount)	2. Projected LCFF Supplemental and/or Concentration Grants (Input Dollar Amount)	3. Projected Percentage to Increase or Improve Services for the Coming School Year (2 divided by 1)	LCFF Carryover — Percentage (Input Percentage from Prior Year)	Total Percentage to Increase or Improve Services for the Coming School Year (3 + Carryover %)
	[INPUT]	[INPUT]	[AUTO-CALCULATED]	[AUTO-CALCULATED]	[AUTO-CALCULATED]
Totals	5,415,320	1,118,588	20.656%	0.000%	20.656%

Totals	LCFF Funds	Other State Funds	Local Funds	Federal Funds	Total Funds	Total Personnel	Total Non-personnel
	[AUTO-CALCULATED]	[AUTO-CALCULATED]	[AUTO-CALCULATED]	[AUTO-CALCULATED]	[AUTO-CALCULATED]	[AUTO-CALCULATED]	[AUTO-CALCULATED]
Totals	\$1,942,101.00	\$253,995.00		\$28,062.00	\$2,224,158.00	\$1,578,763.00	\$645,395.00

Goal #	Action #	Action Title	Student Group(s)		Contributing to Increased or Improved Services?	Scope	Unduplicated Student Group(s)	Location	Time Span	Total Personnel	Total Non-personnel	LCFF Funds	Other State Funds	Local Funds	Federal Funds	Total Funds
This table was automatically populated from this LCAP.																
1	1.2	Online Curriculum	English Foster Low	Learners Youth Income	Yes	Scho olwide	English Learners Foster Youth Low Income			\$0.00	\$116,000.00	\$8,000.00	\$108,000.00			\$116,000.00
1	1.3	Home Contact to decrease drop out rate	English Foster Low	Learners Youth Income	Yes	Scho olwide	English Learners Foster Youth Low Income			\$340,845.00	\$500.00	\$341,345.00				\$341,345.00
1	1.5	Assurance of instruction and feedback	English Foster Low	Learners Youth Income	Yes	Scho olwide	English Learners Foster Youth Low Income			\$214,117.00	\$0.00	\$214,117.00				\$214,117.00
1	1.6	Full student access to wide range of courses. Chromebooks for all.	English Foster Low	Learners Youth Income	Yes	Scho olwide	English Learners Foster Youth Low Income			\$0.00	\$7,900.00	\$7,900.00				\$7,900.00
1	1.7	Effectively designed curriculum	English Foster Low	Learners Youth Income	Yes	Scho olwide	English Learners Foster Youth Low Income			\$390,099.00	\$0.00	\$390,099.00				\$390,099.00
1	1.8	Intervention Courses	English Foster Low	Learners Youth Income	Yes	LEA-wide Scho olwide	English Learners Foster Youth Low Income			\$171,209.00	\$0.00	\$171,209.00				\$171,209.00
1	1.9	Analyzing data to improve instruction training	All		No					\$0.00	\$2,500.00	\$2,500.00				\$2,500.00
1	1.10	Additional CTE Courses	All		No					\$72,773.00	\$65,000.00	\$137,773.00				\$137,773.00

Goal #	Action #	Action Title	Student Group(s)		Contributing to Increased or Improved Services?	Scope	Unduplicated Student Group(s)	Location	Time Span	Total Personnel	Total Non-personnel	LCFF Funds	Other State Funds	Local Funds	Federal Funds	Total Funds
1	1.11	Intensive intervention for EL and RS students	English	Learners	Yes	LEA-wide Scho olwide	English Learners			\$52,238.00	\$0.00	\$52,238.00				\$52,238.00
1	1.12	Proper maintenance of facilities.	All		No					\$0.00	\$235,000.00	\$235,000.00				\$235,000.00
2	2.1	Development of additional CTE courses	All		No					\$0.00	\$32,000.00	\$32,000.00				\$32,000.00
2	2.2	Positive recognition opportunities	All		No					\$0.00	\$4,500.00	\$4,500.00				\$4,500.00
2	2.3	Website and Social Media to promote CBK program	All		No					\$750.00	\$0.00	\$750.00				\$750.00
2	2.4	Documents translated	English Foster Low	Learners Youth Income	Yes	LEA-wide Scho olwide	English Learners Foster Youth Low Income			\$500.00	\$0.00	\$500.00				\$500.00
2	2.5	Teacher training	English Foster Low	Learners Youth Income	Yes	LEA-wide Scho olwide	English Learners Foster Youth Low Income			\$0.00	\$1,000.00	\$1,000.00				\$1,000.00
2	2.6	Mental Health, drug/alcohol Support	English Foster Low	Learners Youth Income	Yes	LEA-wide Scho olwide	English Learners Foster Youth Low Income			\$212,907.00	\$0.00	\$184,845.00			\$28,062.00	\$212,907.00
2	2.7	Continued teacher tech training.	All		No					\$0.00	\$1,500.00	\$1,500.00				\$1,500.00
3	3.1	CTE	All		No					\$0.00	\$30,000.00	\$30,000.00				\$30,000.00
3	3.3	Career Navigator	All		No					\$123,325.00	\$0.00	\$123,325.00				\$123,325.00
4	4.1	Positive Supports	All		No					\$0.00	\$2,500.00	\$2,500.00				\$2,500.00
4	4.2	Website presence	All		No					\$0.00	\$500.00	\$500.00				\$500.00
4	4.3	Translations	English	Learners	Yes	LEA-wide Scho olwide	English Learners			\$0.00	\$500.00	\$500.00				\$500.00

Goal #	Action #	Action Title	Student Group(s)	Contributing to Increased or Improved Services?	Scope	Unduplicated Student Group(s)	Location	Time Span	Total Personnel	Total Non-personnel	LCFF Funds	Other State Funds	Local Funds	Federal Funds	Total Funds
4	4.4	Attendance Support	All	No					\$0.00	\$145,995.00		\$145,995.00			\$145,995.00

2024-25 Contributing Actions Table

1. Projected LCFF Base Grant	2. Projected LCFF Supplemental and/or Concentration Grants	3. Projected Percentage to Increase or Improve Services for the Coming School Year (2 divided by 1)	LCFF Carryover — Percentage (Percentage from Prior Year)	Total Percentage to Increase or Improve Services for the Coming School Year (3 + Carryover %)	4. Total Planned Contributing Expenditures (LCFF Funds)	5. Total Planned Percentage of Improved Services (%)	Planned Percentage to Increase or Improve Services for the Coming School Year (4 divided by 1, plus 5)	Totals by Type	Total LCFF Funds
[INPUT]	[INPUT]	[AUTO-CALCULATED]	[AUTO-CALCULATED]	[AUTO-CALCULATED]	[AUTO-CALCULATED]	[AUTO-CALCULATED]	[AUTO-CALCULATED]		[AUTO-CALCULATED]
5,415,320	1,118,588	20.656%	0.000%	20.656%	\$1,371,753.00	0.000%	25.331 %	Total:	\$1,371,753.00
								LEA-wide Total:	\$410,292.00
								Limited Total:	\$0.00
								Schoolwide Total:	\$1,371,753.00

Goal	Action #	Action Title	Contributing to Increased or Improved Services?	Scope	Unduplicated Student Group(s)	Location	Planned Expenditures for Contributing Actions (LCFF Funds)	Planned Percentage of Improved Services (%)
This table is automatically generated and calculated from this LCAP.								
1	1.2	Online Curriculum	Yes	Schoolwide	English Learners Foster Youth Low Income		\$8,000.00	
1	1.3	Home Contact to decrease drop out rate	Yes	Schoolwide	English Learners Foster Youth Low Income		\$341,345.00	
1	1.5	Assurance of instruction and feedback	Yes	Schoolwide	English Learners Foster Youth Low Income		\$214,117.00	
1	1.6	Full student access to wide range of courses. Chromebooks for all.	Yes	Schoolwide	English Learners Foster Youth Low Income		\$7,900.00	
1	1.7	Effectively designed curriculum	Yes	Schoolwide	English Learners Foster Youth Low Income		\$390,099.00	
1	1.8	Intervention Courses	Yes	LEA-wide Schoolwide	English Learners Foster Youth		\$171,209.00	

Goal	Action #	Action Title	Contributing to Increased or Improved Services?	Scope	Unduplicated Student Group(s)	Location	Planned Expenditures for Contributing Actions (LCFF Funds)	Planned Percentage of Improved Services (%)
					Low Income			
1	1.11	Intensive intervention for EL and RS students	Yes	LEA-wide Schoolwide	English Learners		\$52,238.00	
2	2.4	Documents translated	Yes	LEA-wide Schoolwide	English Learners Foster Youth Low Income		\$500.00	
2	2.5	Teacher training	Yes	LEA-wide Schoolwide	English Learners Foster Youth Low Income		\$1,000.00	
2	2.6	Mental Health, drug/alcohol Support	Yes	LEA-wide Schoolwide	English Learners Foster Youth Low Income		\$184,845.00	
4	4.3	Translations	Yes	LEA-wide Schoolwide	English Learners		\$500.00	

2023-24 Annual Update Table

Totals	Last Year's Total Planned Expenditures (Total Funds)	Total Estimated Expenditures (Total Funds)
	[AUTO-CALCULATED]	[AUTO-CALCULATED]
Totals	\$2,278,394.00	\$1,990,699.00

Last Year's Goal #	Last Year's Action #	Prior Action/Service Title	Contributed to Increased or Improved Services?	Last Year's Planned Expenditures (Total Funds)	Estimated Actual Expenditures (Input Total Funds)
startcollapse					
1	1.1	Properly credentialed teachers	Yes	\$0.00	
1	1.2	Online curriculum	Yes	\$272,532	
1	1.3	Home contact to decrease drop out rate	Yes	\$272,532.00	118,316
1	1.4	Continued teacher training.	Yes	\$263,743.00	234,712
1	1.5	Assurance of instruction and feedback.	No	\$78,811.00	55,848
1	1.6	Full student access to wide range of courses.	Yes	\$20,424.00	4,807
1	1.7	Extra training for EL teachers.	Yes	\$10,500.00	862
1	1.8	Effectively designed curriculum.	Yes	\$304,941.00	479,311
1	1.9	Intervention Courses	Yes	\$56,500.00	100,509

Last Year's Goal #	Last Year's Action #	Prior Action/Service Title	Contributed to Increased or Improved Services?	Last Year's Planned Expenditures (Total Funds)	Estimated Actual Expenditures (Input Total Funds)
1	1.10	Analyzing data to improve instruction training.	Yes	\$2,500.00	4,554
1	1.11	Additional CTE courses.	Yes	\$392,000.00	222,403
2	2.1	Analysis of data	Yes	\$1,405.00	120
2	2.2	Additional CTE courses	Yes	\$98,250.00	113,387
2	2.3	Completion of Community Service hours.	No	\$0.00	0
2	2.4	Intensive Intervention for EL and RS students	Yes	\$1,100.00	0
2	2.5		Yes	\$2,200.00	162
3	3.1	Development of additional CTE courses.	No	\$500.00	0
3	3.2	Positive recognition opportunities.	Yes	\$1,200.00	0
3	3.3	Website and Social Media to promote positive.	No	\$100.00	0
3	3.4	Documents translated.	Yes	\$1,500.00	4,555
3	3.5	Teacher training.	No	\$100.00	0
3	3.6	Drug/alcohol and Mental Health	Yes	\$188,000.00	485,403

Last Year's Goal #	Last Year's Action #	Prior Action/Service Title	Contributed to Increased or Improved Services?	Last Year's Planned Expenditures (Total Funds)	Estimated Actual Expenditures (Input Total Funds)
3	3.7	Continued teacher tech training.	Yes	\$35,000.00	268
4	4.1	CTE	No	\$0.00	0
4	4.2	GED	No	\$0.00	0
5	5.1	Positive Supports	Yes	\$13,000.00	4,364
5	5.2	Website presence	No	\$3,335.00	123
5	5.3	Translations	Yes	\$0.00	0
6	6.1	Instruction	No	\$0.00	0
6	6.2	Attendance support	Yes	\$258,221.00	160,995
6	6.3	Community Service	No	\$0.00	0

2023-24 Contributing Actions Annual Update Table

2023-24 Contributing Actions Annual Update Table

6. Estimated LCFF Supplemental and/or Concentration Grants (Input Dollar Amount)	4. Total Planned Contributing Expenditures (LCFF Funds)	7. Total Estimated Expenditures for Contributing Actions (LCFF Funds)	Difference Between Planned and Estimated Expenditures for Contributing Actions (Subtract 7 from 4)	5. Total Planned Percentage of Improved Services (%)	8. Total Estimated Percentage of Improved Services (%)	Difference Between Planned and Estimated Percentage of Improved Services (Subtract 5 from 8)
[INPUT]	[AUTO-CALCULATED]	[AUTO-CALCULATED]	[AUTO-CALCULATED]	[AUTO-CALCULATED]	[AUTO-CALCULATED]	[AUTO-CALCULATED]
1,407,731	\$1,606,096.00	\$1,473,498.00	\$132,598.00	0.000%	0.000%	0.000%

Last Year's Goal #	Last Year's Action #	Prior Action/Service Title	Contributing to Increased or Improved Services?	Last Year's Planned Expenditures for Contributing Actions (LCFF Funds)	Estimated Actual Expenditures for Contributing Actions (Input LCFF Funds)	Planned Percentage of Improved Services	Estimated Actual Percentage of Improved Services (Input Percentage)
startcol lapse							
1	1.1	Properly credentialed teachers	Yes	\$0.00			
1	1.2	Online curriculum	Yes	\$0.00			
1	1.3	Home contact to decrease drop out rate	Yes	\$116,850.00	7,894		
1	1.4	Continued teacher training.	Yes	\$263,743.00	234,712		
1	1.6	Full student access to wide range of courses.	Yes	\$20,424.00	4,007		
1	1.7	Extra training for EL teachers.	Yes	\$9,000.00	150		
1	1.8	Effectively designed curriculum.	Yes	\$303,741.00	373,750		
1	1.9	Intervention Courses	Yes	\$9,500.00	2,769		
1	1.10	Analyzing data to improve instruction training.	Yes	\$2,500.00	4,555		

Last Year's Goal #	Last Year's Action #	Prior Action/Service Title	Contributing to Increased or Improved Services?	Last Year's Planned Expenditures for Contributing Actions (LCFF Funds)	Estimated Actual Expenditures for Contributing Actions (Input LCFF Funds)	Planned Percentage of Improved Services	Estimated Actual Percentage of Improved Services (Input Percentage)
1	1.11	Additional CTE courses.	Yes	\$392,000.00	222,403		
2	2.1	Analysis of data	Yes	\$1,405.00	120		
2	2.2	Additional CTE courses	Yes	\$98,250.00	113,387		
2	2.4	Intensive Intervention for EL and RS students	Yes	\$1,100.00			
2	2.5		Yes	\$2,200.00	162		
3	3.2	Positive recognition opportunities.	Yes	\$1,200.00			
3	3.4	Documents translated.	Yes	\$1,500.00	4,554		
3	3.6	Drug/alcohol and Mental Health	Yes	\$188,000.00	485,403		
3	3.7	Continued teacher tech training.	Yes	\$35,000.00	268		
5	5.1	Positive Supports	Yes	\$11,500.00	4,364		
5	5.3	Translations	Yes	\$0.00			
6	6.2	Attendance support	Yes	\$148,183.00	15,000		

To Add a Row: Click “Add Row.”

To Delete a Row: Remove all content from each cell, checkbox and dropdown of a row (including spaces), press “Save Data” and refresh the page.

2023-24 LCFF Carryover Table

9. Estimated Actual LCFF Base Grant (Input Dollar Amount)	6. Estimated Actual LCFF Supplemental and/or Concentration Grants	LCFF Carryover — Percentage (Percentage from Prior Year)	10. Total Percentage to Increase or Improve Services for the Current School Year (6 divided by 9 + Carryover %)	7. Total Estimated Actual Expenditures for Contributing Actions (LCFF Funds)	8. Total Estimated Actual Percentage of Improved Services (%)	11. Estimated Actual Percentage of Increased or Improved Services (7 divided by 9, plus 8)	12. LCFF Carryover — Dollar Amount (Subtract 11 from 10 and multiply by 9)	13. LCFF Carryover — Percentage (12 divided by 9)
7,677,625	1,407,731	0	18.336%	\$1,473,498.00	0.000%	19.192%	\$0.00	0.000%

Local Control and Accountability Plan Instructions

[Plan Summary](#)

[Engaging Educational Partners](#)

[Goals and Actions](#)

[Increased or Improved Services for Foster Youth, English Learners, and Low-Income Students](#)

For additional questions or technical assistance related to the completion of the Local Control and Accountability Plan (LCAP) template, please contact the local county office of education (COE), or the California Department of Education's (CDE's) Local Agency Systems Support Office, by phone at 916-319-0809 or by email at LCFF@cde.ca.gov.

Introduction and Instructions

The Local Control Funding Formula (LCFF) requires local educational agencies (LEAs) to engage their local educational partners in an annual planning process to evaluate their progress within eight state priority areas encompassing all statutory metrics (COEs have 10 state priorities). LEAs document the results of this planning process in the LCAP using the template adopted by the State Board of Education.

The LCAP development process serves three distinct, but related functions:

- **Comprehensive Strategic Planning:** The process of developing and annually updating the LCAP supports comprehensive strategic planning, particularly to address and reduce disparities in opportunities and outcomes between student groups indicated by the California School Dashboard (California *Education Code* [EC] Section 52064[e][1]). Strategic planning that is comprehensive connects budgetary decisions to teaching and learning performance data. LEAs should continually evaluate the hard choices they make about the use of limited resources to meet student and community needs to ensure opportunities and outcomes are improved for all students.
- **Meaningful Engagement of Educational Partners:** The LCAP development process should result in an LCAP that reflects decisions made through meaningful engagement (EC Section 52064[e][1]). Local educational partners possess valuable perspectives and insights about an LEA's programs and services. Effective strategic planning will incorporate these perspectives and insights in order to identify potential goals and actions to be included in the LCAP.
- **Accountability and Compliance:** The LCAP serves an important accountability function because the nature of some LCAP template sections require LEAs to show that they have complied with various requirements specified in the LCFF statutes and regulations, most notably:
 - Demonstrating that LEAs are increasing or improving services for foster youth, English learners, including long-term English learners, and low-income students in proportion to the amount of additional funding those students generate under LCFF (EC Section 52064[b][4-6]).
 - Establishing goals, supported by actions and related expenditures, that address the statutory priority areas and statutory metrics (EC sections 52064[b][1] and [2]).

- **NOTE:** As specified in EC Section 62064(b)(1), the LCAP must provide a description of the annual goals, for all pupils and each subgroup of pupils identified pursuant to EC Section 52052, to be achieved for each of the state priorities. Beginning in 2023–24, EC

Section 52052 identifies long-term English learners as a separate and distinct pupil subgroup with a numerical significance at 15 students.

- Annually reviewing and updating the LCAP to reflect progress toward the goals (*EC* Section 52064[b][7]).
- Ensuring that all increases attributable to supplemental and concentration grant calculations, including concentration grant add-on funding and/or LCFF carryover, are reflected in the LCAP (*EC* sections 52064[b][6], [8], and [11]).

The LCAP template, like each LEA's final adopted LCAP, is a document, not a process. LEAs must use the template to memorialize the outcome of their LCAP development process, which must: (a) reflect comprehensive strategic planning, particularly to address and reduce disparities in opportunities and outcomes between student groups indicated by the California School Dashboard (Dashboard), (b) through meaningful engagement with educational partners that (c) meets legal requirements, as reflected in the final adopted LCAP. The sections included within the LCAP template do not and cannot reflect the full development process, just as the LCAP template itself is not intended as a tool for engaging educational partners.

If a county superintendent of schools has jurisdiction over a single school district, the county board of education and the governing board of the school district may adopt and file for review and approval a single LCAP consistent with the requirements in *EC* sections 52060, 52062, 52066, 52068, and 52070. The LCAP must clearly articulate to which entity's budget (school district or county superintendent of schools) all budgeted and actual expenditures are aligned.

The revised LCAP template for the 2024–25, 2025–26, and 2026–27 school years reflects statutory changes made through Senate Bill 114 (Committee on Budget and Fiscal Review), Chapter 48, Statutes of 2023.

At its most basic, the adopted LCAP should attempt to distill not just what the LEA is doing for students in transitional kindergarten through grade twelve (TK–12), but also allow educational partners to understand why, and whether those strategies are leading to improved opportunities and outcomes for students. LEAs are strongly encouraged to use language and a level of detail in their adopted LCAPs intended to be meaningful and accessible for the LEA's diverse educational partners and the broader public.

In developing and finalizing the LCAP for adoption, LEAs are encouraged to keep the following overarching frame at the forefront of the strategic planning and educational partner engagement functions:

Given present performance across the state priorities and on indicators in the Dashboard, how is the LEA using its budgetary resources to respond to TK–12 student and community needs, and address any performance gaps, including by meeting its obligation to increase or improve services for foster youth, English learners, and low-income students?

LEAs are encouraged to focus on a set of metrics and actions which, based on research, experience, and input gathered from educational partners, the LEA believes will have the biggest impact on behalf of its TK–12 students.

These instructions address the requirements for each section of the LCAP, but may include information about effective practices when developing the LCAP and completing the LCAP document. Additionally, the beginning of each template section includes information emphasizing the purpose that section serves.

Plan Summary

Purpose

A well-developed Plan Summary section provides a meaningful context for the LCAP. This section provides information about an LEA's community as well as relevant information about student needs and performance. In order to present a meaningful context for the rest of the LCAP, the content of this section should be clearly and meaningfully related to the content included throughout each subsequent section of the LCAP.

Requirements and Instructions

General Information

A description of the LEA, its schools, and its students in grades transitional kindergarten–12, as applicable to the LEA.

Briefly describe the LEA, its schools, and its students in grades TK–12, as applicable to the LEA.

- For example, information about an LEA in terms of geography, enrollment, employment, the number and size of specific schools, recent community challenges, and other such information the LEA may wish to include can enable a reader to more fully understand the LEA's LCAP.
- As part of this response, identify all schools within the LEA receiving Equity Multiplier funding.

Reflections: Annual Performance

A reflection on annual performance based on a review of the California School Dashboard (Dashboard) and local data.

Reflect on the LEA's annual performance on the Dashboard and local data. This may include both successes and challenges identified by the LEA during the development process.

LEAs are encouraged to highlight how they are addressing the identified needs of student groups, and/or schools within the LCAP as part of this response.

As part of this response, the LEA must identify the following, which will remain unchanged during the three-year LCAP cycle:

- Any school within the LEA that received the lowest performance level on one or more state indicators on the 2023 Dashboard;
- Any student group within the LEA that received the lowest performance level on one or more state indicators on the 2023 Dashboard; and/or
- Any student group within a school within the LEA that received the lowest performance level on one or more state indicators on the 2023 Dashboard.

Reflections: Technical Assistance

As applicable, a summary of the work underway as part of technical assistance.

Annually identify the reason(s) the LEA is eligible for or has requested technical assistance consistent with *EC* sections 47607.3, 52071, 52071.5, 52072, or 52072.5, and provide a summary of the work underway as part of receiving technical assistance. The most common form of this technical assistance is frequently referred to as Differentiated Assistance, however this also includes LEAs that have requested technical assistance from their COE.

- If the LEA is not eligible for or receiving technical assistance, the LEA may respond to this prompt as “Not Applicable.”

Comprehensive Support and Improvement

An LEA with a school or schools identified for comprehensive support and improvement (CSI) under the Every Student Succeeds Act must respond to the following prompts:

Schools Identified

A list of the schools in the LEA that are eligible for comprehensive support and improvement.

- Identify the schools within the LEA that have been identified for CSI.

Support for Identified Schools

A description of how the LEA has or will support its eligible schools in developing comprehensive support and improvement plans.

- Describe how the LEA has or will support the identified schools in developing CSI plans that included a school-level needs assessment, evidence-based interventions, and the identification of any resource inequities to be addressed through the implementation of the CSI plan.

Monitoring and Evaluating Effectiveness

A description of how the LEA will monitor and evaluate the plan to support student and school improvement.

- Describe how the LEA will monitor and evaluate the implementation and effectiveness of the CSI plan to support student and school improvement.

Engaging Educational Partners

Purpose

Significant and purposeful engagement of parents, students, educators, and other educational partners, including those representing the student groups identified by LCFF, is critical to the development of the LCAP and the budget process. Consistent with statute, such engagement should support comprehensive strategic planning, particularly to address and reduce disparities in opportunities and outcomes between student groups indicated by the Dashboard, accountability, and improvement across the state priorities and locally identified priorities (*EC* Section 52064[e][1]). Engagement of educational partners is an ongoing, annual process.

This section is designed to reflect how the engagement of educational partners influenced the decisions reflected in the adopted LCAP. The goal is to allow educational partners that participated in the LCAP development process and the broader public to understand how the LEA engaged educational partners and the impact of that engagement. LEAs are encouraged to keep this goal in the forefront when completing this section.

Requirements

School districts and COEs: *EC* sections [52060\(g\) \(California Legislative Information\)](#) and [52066\(g\) \(California Legislative Information\)](#) specify the educational partners that must be consulted when developing the LCAP:

- Teachers,
- Principals,
- Administrators,
- Other school personnel,
- Local bargaining units of the LEA,
- Parents, and
- Students

A school district or COE receiving Equity Multiplier funds must also consult with educational partners at schools generating Equity Multiplier funds in the development of the LCAP, specifically, in the development of the required focus goal for each applicable school.

Before adopting the LCAP, school districts and COEs must share it with the applicable committees, as identified below under Requirements and Instructions. The superintendent is required by statute to respond in writing to the comments received from these committees. School districts and COEs must also consult with the special education local plan area administrator(s) when developing the LCAP.

Charter schools: *EC* Section [47606.5\(d\) \(California Legislative Information\)](#) requires that the following educational partners be consulted with when developing the LCAP:

- Teachers,
- Principals,
- Administrators,
- Other school personnel,
- Parents, and
- Students

A charter school receiving Equity Multiplier funds must also consult with educational partners at the school generating Equity Multiplier funds in the development of the LCAP, specifically, in the development of the required focus goal for the school.

The LCAP should also be shared with, and LEAs should request input from, schoolsite-level advisory groups, as applicable (e.g., schoolsite councils, English Learner Advisory Councils, student advisory groups, etc.), to facilitate alignment between schoolsite and district-level goals. Information and resources that support effective engagement, define student consultation, and provide the requirements for advisory group composition, can be found under Resources on the [CDE's LCAP webpage](#).

Before the governing board/body of an LEA considers the adoption of the LCAP, the LEA must meet the following legal requirements:

- For school districts, see [Education Code Section 52062 \(California Legislative Information\)](#);

- **Note:** Charter schools using the LCAP as the School Plan for Student Achievement must meet the requirements of *EC* Section 52062(a).
- For COEs, see [Education Code Section 52068 \(California Legislative Information\)](#); and
- For charter schools, see [Education Code Section 47606.5 \(California Legislative Information\)](#).
- **NOTE:** As a reminder, the superintendent of a school district or COE must respond, in writing, to comments received by the applicable committees identified in the *Education Code* sections listed above. This includes the parent advisory committee and may include the English learner parent advisory committee and, as of July 1, 2024, the student advisory committee, as applicable.

Instructions

Respond to the prompts as follows:

A summary of the process used to engage educational partners in the development of the LCAP.

School districts and county offices of education must, at a minimum, consult with teachers, principals, administrators, other school personnel, local bargaining units, parents, and students in the development of the LCAP.

Charter schools must, at a minimum, consult with teachers, principals, administrators, other school personnel, parents, and students in the development of the LCAP.

An LEA receiving Equity Multiplier funds must also consult with educational partners at schools generating Equity Multiplier funds in the development of the LCAP, specifically, in the development of the required focus goal for each applicable school.

Complete the table as follows:

Educational Partners

Identify the applicable educational partner(s) or group(s) that were engaged in the development of the LCAP.

Process for Engagement

Describe the engagement process used by the LEA to involve the identified educational partner(s) in the development of the LCAP. At a minimum, the LEA must describe how it met its obligation to consult with all statutorily required educational partners, as applicable to the type of LEA.

- A sufficient response to this prompt must include general information about the timeline of the process and meetings or other engagement strategies with educational partners. A response may also include information about an LEA's philosophical approach to engaging its educational partners.
- An LEA receiving Equity Multiplier funds must also include a summary of how it consulted with educational partners at schools generating Equity Multiplier funds in the development of the LCAP, specifically, in the development of the required focus goal for each applicable school.

A description of how the adopted LCAP was influenced by the feedback provided by educational partners.

Describe any goals, metrics, actions, or budgeted expenditures in the LCAP that were influenced by or developed in response to the educational partner feedback.

- A sufficient response to this prompt will provide educational partners and the public with clear, specific information about how the engagement process influenced the development of the LCAP. This may include a description of how the LEA prioritized requests of educational partners within the context of the budgetary resources available or otherwise prioritized areas of focus within the LCAP.
- An LEA receiving Equity Multiplier funds must include a description of how the consultation with educational partners at schools generating Equity Multiplier funds influenced the development of the adopted LCAP.
- For the purposes of this prompt, this may also include, but is not necessarily limited to:
 - Inclusion of a goal or decision to pursue a Focus Goal (as described below)
 - Inclusion of metrics other than the statutorily required metrics
 - Determination of the target outcome on one or more metrics
 - Inclusion of performance by one or more student groups in the Measuring and Reporting Results subsection
 - Inclusion of action(s) or a group of actions
 - Elimination of action(s) or group of actions
 - Changes to the level of proposed expenditures for one or more actions
 - Inclusion of action(s) as contributing to increased or improved services for unduplicated students
 - Analysis of effectiveness of the specific actions to achieve the goal
 - Analysis of material differences in expenditures
 - Analysis of changes made to a goal for the ensuing LCAP year based on the annual update process
 - Analysis of challenges or successes in the implementation of actions

Goals and Actions

Purpose

Well-developed goals will clearly communicate to educational partners what the LEA plans to accomplish, what the LEA plans to do in order to accomplish the goal, and how the LEA will know when it has accomplished the goal. A goal statement, associated metrics and expected outcomes, and the actions included in the goal must be in alignment. The explanation for why the LEA included a goal is an opportunity for LEAs to clearly communicate to educational partners and the public why, among the various strengths and areas for improvement highlighted by performance data and strategies and actions that could be pursued, the LEA decided to pursue this goal, and the related metrics, expected outcomes, actions, and expenditures.

A well-developed goal can be focused on the performance relative to a metric or metrics for all students, a specific student group(s), narrowing performance gaps, or implementing programs or strategies expected to impact outcomes. LEAs should assess the performance of their student groups when developing goals and the related actions to achieve such goals.

Requirements and Instructions

LEAs should prioritize the goals, specific actions, and related expenditures included within the LCAP within one or more state priorities. LEAs must consider performance on the state and local indicators, including their locally collected and reported data for the local indicators that are included in the Dashboard, in determining whether and how to prioritize its goals within the LCAP. As previously stated, strategic planning that is comprehensive connects budgetary decisions to teaching and learning performance data. LEAs should continually evaluate the hard choices they make about the use of limited resources to meet student and community needs to ensure opportunities and outcomes are improved for all students, and to address and reduce disparities in opportunities and outcomes between student groups indicated by the Dashboard.

In order to support prioritization of goals, the LCAP template provides LEAs with the option of developing three different kinds of goals:

- Focus Goal: A Focus Goal is relatively more concentrated in scope and may focus on a fewer number of metrics to measure improvement. A Focus Goal statement will be time bound and make clear how the goal is to be measured.
 - All Equity Multiplier goals must be developed as focus goals. For additional information, see Required Focus Goal(s) for LEAs Receiving Equity Multiplier Funding below.
- Broad Goal: A Broad Goal is relatively less concentrated in its scope and may focus on improving performance across a wide range of metrics.
- Maintenance of Progress Goal: A Maintenance of Progress Goal includes actions that may be ongoing without significant changes and allows an LEA to track performance on any metrics not addressed in the other goals of the LCAP.

Requirement to Address the LCFF State Priorities

At a minimum, the LCAP must address all LCFF priorities and associated metrics articulated in *EC* sections 52060(d) and 52066(d), as applicable to the LEA. The [LCFF State Priorities Summary](#) provides a summary of *EC* sections 52060(d) and 52066(d) to aid in the development of the LCAP.

Respond to the following prompts, as applicable:

Focus Goal(s)

Description

The description provided for a Focus Goal must be specific, measurable, and time bound.

- An LEA develops a Focus Goal to address areas of need that may require or benefit from a more specific and data intensive approach.
- The Focus Goal can explicitly reference the metric(s) by which achievement of the goal will be measured and the time frame according to which the LEA expects to achieve the goal.

Type of Goal

Identify the type of goal being implemented as a Focus Goal.

State Priorities addressed by this goal.

Identify each of the state priorities that this goal is intended to address.

An explanation of why the LEA has developed this goal.

Explain why the LEA has chosen to prioritize this goal.

- An explanation must be based on Dashboard data or other locally collected data.
- LEAs must describe how the LEA identified this goal for focused attention, including relevant consultation with educational partners.
- LEAs are encouraged to promote transparency and understanding around the decision to pursue a focus goal.

Required Focus Goal(s) for LEAs Receiving Equity Multiplier Funding

Description

LEAs receiving Equity Multiplier funding must include one or more focus goals for each school generating Equity Multiplier funding. In addition to addressing the focus goal requirements described above, LEAs must adhere to the following requirements.

Focus goals for Equity Multiplier schoolsites must address the following:

- (A) All student groups that have the lowest performance level on one or more state indicators on the Dashboard, and
- (B) Any underlying issues in the credentialing, subject matter preparation, and retention of the school’s educators, if applicable.
- Focus Goals for each and every Equity Multiplier schoolsite must identify specific metrics for each identified student group, as applicable.
- An LEA may create a single goal for multiple Equity Multiplier schoolsites if those schoolsites have the same student group(s) performing at the lowest performance level on one or more state indicators on the Dashboard or, experience similar issues in the credentialing, subject matter preparation, and retention of the school’s educators.
 - When creating a single goal for multiple Equity Multiplier schoolsites, the goal must identify the student groups and the performance levels on the Dashboard that the Focus Goal is addressing; or,
 - The common issues the schoolsites are experiencing in credentialing, subject matter preparation, and retention of the school’s educators, if applicable.

Type of Goal

Identify the type of goal being implemented as an Equity Multiplier Focus Goal.

State Priorities addressed by this goal.

Identify each of the state priorities that this goal is intended to address.

An explanation of why the LEA has developed this goal.

Explain why the LEA has chosen to prioritize this goal.

- An explanation must be based on Dashboard data or other locally collected data.
- LEAs must describe how the LEA identified this goal for focused attention, including relevant consultation with educational partners.
- LEAs are encouraged to promote transparency and understanding around the decision to pursue a focus goal.
- In addition to this information, the LEA must also identify:
 - The school or schools to which the goal applies

LEAs are encouraged to approach an Equity Multiplier goal from a wholistic standpoint, considering how the goal might maximize student outcomes through the use of LCFF and other funding in addition to Equity Multiplier funds.

- Equity Multiplier funds must be used to supplement, not supplant, funding provided to Equity Multiplier schoolsites for purposes of the LCFF, the Expanded Learning Opportunities Program (ELO-P), the Literacy Coaches and Reading Specialists (LCRS) Grant Program, and/or the California Community Schools Partnership Program (CCSPP).
- This means that Equity Multiplier funds must not be used to replace funding that an Equity Multiplier schoolsite would otherwise receive to implement LEA-wide actions identified in the LCAP or that an Equity Multiplier schoolsite would otherwise receive to implement provisions of the ELO-P, the LCRS, and/or the CCSPP.

Note: EC Section [42238.024\(b\)\(1\) \(California Legislative Information\)](#) requires that Equity Multiplier funds be used for the provision of evidence-based services and supports for students. Evidence-based services and supports are based on objective evidence that has informed the design of the service or support and/or guides the modification of those services and supports. Evidence-based supports and strategies are most commonly based on educational research and/or metrics of LEA, school, and/or student performance.

Broad Goal

Description

Describe what the LEA plans to achieve through the actions included in the goal.

- The description of a broad goal will be clearly aligned with the expected measurable outcomes included for the goal.

- The goal description organizes the actions and expected outcomes in a cohesive and consistent manner.
- A goal description is specific enough to be measurable in either quantitative or qualitative terms. A broad goal is not as specific as a focus goal. While it is specific enough to be measurable, there are many different metrics for measuring progress toward the goal.

Type of Goal

Identify the type of goal being implemented as a Broad Goal.

State Priorities addressed by this goal.

Identify each of the state priorities that this goal is intended to address.

An explanation of why the LEA has developed this goal.

Explain why the LEA developed this goal and how the actions and metrics grouped together will help achieve the goal.

Maintenance of Progress Goal

Description

Describe how the LEA intends to maintain the progress made in the LCFF State Priorities not addressed by the other goals in the LCAP.

- Use this type of goal to address the state priorities and applicable metrics not addressed within the other goals in the LCAP.
- The state priorities and metrics to be addressed in this section are those for which the LEA, in consultation with educational partners, has determined to maintain actions and monitor progress while focusing implementation efforts on the actions covered by other goals in the LCAP.

Type of Goal

Identify the type of goal being implemented as a Maintenance of Progress Goal.

State Priorities addressed by this goal.

Identify each of the state priorities that this goal is intended to address.

An explanation of why the LEA has developed this goal.

Explain how the actions will sustain the progress exemplified by the related metrics.

Measuring and Reporting Results:

For each LCAP year, identify the metric(s) that the LEA will use to track progress toward the expected outcomes.

- LEAs must identify metrics for specific student groups, as appropriate, including expected outcomes that address and reduce disparities in outcomes between student groups.
- The metrics may be quantitative or qualitative; but at minimum, an LEA's LCAP must include goals that are measured using all of the applicable metrics for the related state priorities, in each LCAP year, as applicable to the type of LEA.
- To the extent a state priority does not specify one or more metrics (e.g., implementation of state academic content and performance standards), the LEA must identify a metric to use within the LCAP. For these state priorities, LEAs are encouraged to use metrics based on or reported through the relevant local indicator self-reflection tools within the Dashboard.
- **Required metrics for LEA-wide actions:** For each action identified as 1) contributing towards the requirement to increase or improve services for foster youth, English learners, including long-term English learners, and low-income students and 2) being provided on an LEA-wide basis, the LEA must identify one or more metrics to monitor the effectiveness of the action and its budgeted expenditures.
 - These required metrics may be identified within the action description or the first prompt in the increased or improved services section, however the description must clearly identify the metric(s) being used to monitor the effectiveness of the action and the action(s) that the metric(s) apply to.
- **Required metrics for Equity Multiplier goals:** For each Equity Multiplier goal, the LEA must identify:
 - The specific metrics for each identified student group at each specific schoolsite, as applicable, to measure the progress toward the goal, and/or
 - The specific metrics used to measure progress in meeting the goal related to credentialing, subject matter preparation, or educator retention at each specific schoolsite.

Complete the table as follows:

Metric

- Enter the metric number.

Metric

- Identify the standard of measure being used to determine progress towards the goal and/or to measure the effectiveness of one or more actions associated with the goal.

Baseline

- Enter the baseline when completing the LCAP for 2024–25.

- Use the most recent data associated with the metric available at the time of adoption of the LCAP for the first year of the three-year plan. LEAs may use data as reported on the 2023 Dashboard for the baseline of a metric only if that data represents the most recent available data (e.g., high school graduation rate).
- Using the most recent data available may involve reviewing data the LEA is preparing for submission to the California Longitudinal Pupil Achievement Data System (CALPADS) or data that the LEA has recently submitted to CALPADS.
- Indicate the school year to which the baseline data applies.
- The baseline data must remain unchanged throughout the three-year LCAP.
 - This requirement is not intended to prevent LEAs from revising the baseline data if it is necessary to do so. For example, if an LEA identifies that its data collection practices for a particular metric are leading to inaccurate data and revises its practice to obtain accurate data, it would also be appropriate for the LEA to revise the baseline data to align with the more accurate data process and report its results using the accurate data.
 - If an LEA chooses to revise its baseline data, then, at a minimum, it must clearly identify the change as part of its response to the description of changes prompt in the Goal Analysis for the goal. LEAs are also strongly encouraged to involve their educational partners in the decision of whether or not to revise a baseline and to communicate the proposed change to their educational partners.
- Note for Charter Schools: Charter schools developing a one- or two-year LCAP may identify a new baseline each year, as applicable.

Year 1 Outcome

- When completing the LCAP for 2025–26, enter the most recent data available. Indicate the school year to which the data applies.
 - Note for Charter Schools: Charter schools developing a one-year LCAP may provide the Year 1 Outcome when completing the LCAP for both 2025–26 and 2026–27 or may provide the Year 1 Outcome for 2025–26 and provide the Year 2 Outcome for 2026–27.

Year 2 Outcome

- When completing the LCAP for 2026–27, enter the most recent data available. Indicate the school year to which the data applies.
 - Note for Charter Schools: Charter schools developing a one-year LCAP may identify the Year 2 Outcome as not applicable when completing the LCAP for 2026–27 or may provide the Year 2 Outcome for 2026–27.

Target for Year 3 Outcome

- When completing the first year of the LCAP, enter the target outcome for the relevant metric the LEA expects to achieve by the end of the three-year LCAP cycle.
 - Note for Charter Schools: Charter schools developing a one- or two-year LCAP may identify a Target for Year 1 or Target for Year 2, as applicable.

Current Difference from Baseline

- When completing the LCAP for 2025–26 and 2026–27, enter the current difference between the baseline and the yearly outcome, as applicable.
 - Note for Charter Schools: Charter schools developing a one- or two-year LCAP will identify the current difference between the baseline and the yearly outcome for Year 1 and/or the current difference between the baseline and the yearly outcome for Year 2, as applicable.

Timeline for school districts and COEs for completing the “**Measuring and Reporting Results**” part of the Goal.

Metric	Baseline	Year 1 Outcome	Year 2 Outcome	Target for Year 3 Outcome	Current Difference from Baseline
Enter information in this box when completing the LCAP for 2024–25 or when adding a new metric.	Enter information in this box when completing the LCAP for 2024–25 or when adding a new metric.	Enter information in this box when completing the LCAP for 2025–26 . Leave blank until then.	Enter information in this box when completing the LCAP for 2026–27 . Leave blank until then.	Enter information in this box when completing the LCAP for 2024–25 or when adding a new metric.	Enter information in this box when completing the LCAP for 2025–26 and 2026–27 . Leave blank until then.

Goal Analysis:

Enter the LCAP Year.

Using actual annual measurable outcome data, including data from the Dashboard, analyze whether the planned actions were effective towards achieving the goal. “Effective” means the degree to which the planned actions were successful in producing the target result. Respond to the prompts as instructed.

Note: When completing the 2024–25 LCAP, use the 2023–24 Local Control and Accountability Plan Annual Update template to complete the Goal Analysis and identify the Goal Analysis prompts in the 2024–25 LCAP as “Not Applicable.”

A description of overall implementation, including any substantive differences in planned actions and actual implementation of these actions, and any relevant challenges and successes experienced with implementation.

- Describe the overall implementation of the actions to achieve the articulated goal, including relevant challenges and successes experienced with implementation.
 - Include a discussion of relevant challenges and successes experienced with the implementation process.
 - This discussion must include any instance where the LEA did not implement a planned action or implemented a planned action in a manner that differs substantively from how it was described in the adopted LCAP.

An explanation of material differences between Budgeted Expenditures and Estimated Actual Expenditures and/or Planned Percentages of Improved Services and Estimated Actual Percentages of Improved Services.

- Explain material differences between Budgeted Expenditures and Estimated Actual Expenditures and between the Planned Percentages of Improved Services and Estimated Actual Percentages of Improved Services, as applicable. Minor variances in expenditures or percentages do not need to be addressed, and a dollar-for-dollar accounting is not required.

A description of the effectiveness or ineffectiveness of the specific actions to date in making progress toward the goal.

- Describe the effectiveness or ineffectiveness of the specific actions to date in making progress toward the goal. “Effectiveness” means the degree to which the actions were successful in producing the target result and “ineffectiveness” means that the actions did not produce any significant or targeted result.
 - In some cases, not all actions in a goal will be intended to improve performance on all of the metrics associated with the goal.
 - When responding to this prompt, LEAs may assess the effectiveness of a single action or group of actions within the goal in the context of performance on a single metric or group of specific metrics within the goal that are applicable to the action(s). Grouping actions with metrics will allow for more robust analysis of whether the strategy the LEA is using to impact a specified set of metrics is working and increase transparency for educational partners. LEAs are encouraged to use such an approach when goals include multiple actions and metrics that are not closely associated.
 - Beginning with the development of the 2024–25 LCAP, the LEA must change actions that have not proven effective over a three-year period.

A description of any changes made to the planned goal, metrics, target outcomes, or actions for the coming year that resulted from reflections on prior practice.

- Describe any changes made to this goal, expected outcomes, metrics, or actions to achieve this goal as a result of this analysis and analysis of the data provided in the Dashboard or other local data, as applicable.
 - As noted above, beginning with the development of the 2024–25 LCAP, the LEA must change actions that have not proven effective over a three-year period. For actions that have been identified as ineffective, the LEA must identify the ineffective action and must include a description of the following:
 - The reasons for the ineffectiveness, and
 - How changes to the action will result in a new or strengthened approach.

Actions:
Complete the table as follows. Add additional rows as necessary.

Action #

- Enter the action number.

Title

- Provide a short title for the action. This title will also appear in the action tables.

Description

- Provide a brief description of the action.
 - For actions that contribute to meeting the increased or improved services requirement, the LEA may include an explanation of how each action is principally directed towards and effective in meeting the LEA's goals for unduplicated students, as described in the instructions for the Increased or Improved Services for Foster Youth, English Learners, and Low-Income Students section.
 - As previously noted, for each action identified as 1) contributing towards the requirement to increase or improve services for foster youth, English learners, including long-term English learners, and low-income students and 2) being provided on an LEA-wide basis, the LEA must identify one or more metrics to monitor the effectiveness of the action and its budgeted expenditures.
 - These required metrics may be identified within the action description or the first prompt in the increased or improved services section; however, the description must clearly identify the metric(s) being used to monitor the effectiveness of the action and the action(s) that the metric(s) apply to.

Total Funds

- Enter the total amount of expenditures associated with this action. Budgeted expenditures from specific fund sources will be provided in the action tables.

Contributing

- Indicate whether the action contributes to meeting the increased or improved services requirement as described in the Increased or Improved Services section using a “Y” for Yes or an “N” for No.
 - **Note:** for each such contributing action, the LEA will need to provide additional information in the Increased or Improved Services section to address the requirements in *California Code of Regulations*, Title 5 [5 CCR] Section 15496 in the Increased or Improved Services section of the LCAP.

Actions for Foster Youth: School districts, COEs, and charter schools that have a numerically significant foster youth student subgroup are encouraged to include specific actions in the LCAP designed to meet needs specific to foster youth students.

Required Actions

- LEAs with 30 or more English learners and/or 15 or more long-term English learners must include specific actions in the LCAP related to, at a minimum:
 - Language acquisition programs, as defined in *EC* Section 306, provided to students, and

- Professional development for teachers.
- If an LEA has both 30 or more English learners and 15 or more long-term English learners, the LEA must include actions for both English learners and long-term English learners.
- LEAs eligible for technical assistance pursuant to *EC* sections 47607.3, 52071, 52071.5, 52072, or 52072.5, must include specific actions within the LCAP related to its implementation of the work underway as part of technical assistance. The most common form of this technical assistance is frequently referred to as Differentiated Assistance.
- LEAs that have Red Dashboard indicators for (1) a school within the LEA, (2) a student group within the LEA, and/or (3) a student group within any school within the LEA must include one or more specific actions within the LCAP:
 - The specific action(s) must be directed towards the identified student group(s) and/or school(s) and must address the identified state indicator(s) for which the student group or school received the lowest performance level on the 2023 Dashboard. Each student group and/or school that receives the lowest performance level on the 2023 Dashboard must be addressed by one or more actions.
 - These required actions will be effective for the three-year LCAP cycle.

Increased or Improved Services for Foster Youth, English Learners, and Low-Income Students

Purpose

A well-written Increased or Improved Services section provides educational partners with a comprehensive description, within a single dedicated section, of how an LEA plans to increase or improve services for its unduplicated students as defined in *EC* Section 42238.02 in grades TK–12 as compared to all students in grades TK–12, as applicable, and how LEA-wide or schoolwide actions identified for this purpose meet regulatory requirements. Descriptions provided should include sufficient detail yet be sufficiently succinct to promote a broader understanding of educational partners to facilitate their ability to provide input. An LEA’s description in this section must align with the actions included in the Goals and Actions section as contributing.

Please Note: For the purpose of meeting the Increased or Improved Services requirement and consistent with *EC* Section 42238.02, long-term English learners are included in the English learner student group.

Statutory Requirements

An LEA is required to demonstrate in its LCAP how it is increasing or improving services for its students who are foster youth, English learners, and/or low-income, collectively referred to as unduplicated students, as compared to the services provided to all students in proportion to the increase in funding it receives based on the number and concentration of unduplicated students in the LEA (*EC* Section 42238.07[a][1], *EC* Section 52064[b][8][B]; 5 *CCR* Section 15496[a]). This proportionality percentage is also known as the “minimum proportionality percentage” or “MPP.” The manner in which an LEA demonstrates it is meeting its MPP is two-fold: (1) through the expenditure of LCFF funds or through the identification of a Planned Percentage of Improved Services as documented in the Contributing Actions Table, and (2) through the explanations provided in the Increased or Improved Services for Foster Youth, English Learners, and Low-Income Students section.

To improve services means to grow services in quality and to increase services means to grow services in quantity. Services are increased or improved by those actions in the LCAP that are identified in the Goals and Actions section as contributing to the increased or improved services requirement, whether they are provided across the entire LEA (LEA-wide action), provided to an entire school (Schoolwide action), or solely provided to one or more unduplicated student group(s) (Limited action).

Therefore, for *any* action contributing to meet the increased or improved services requirement, the LEA must include an explanation of:

- How the action is increasing or improving services for the unduplicated student group(s) (Identified Needs and Action Design), and
- How the action meets the LEA's goals for its unduplicated pupils in the state and any local priority areas (Measurement of Effectiveness).

LEA-wide and Schoolwide Actions

In addition to the above required explanations, LEAs must provide a justification for why an LEA-wide or Schoolwide action is being provided to all students and how the action is intended to improve outcomes for unduplicated student group(s) as compared to all students.

- Conclusory statements that a service will help achieve an expected outcome for the goal, without an explicit connection or further explanation as to how, are not sufficient.
- Further, simply stating that an LEA has a high enrollment percentage of a specific student group or groups does not meet the increased or improved services standard because enrolling students is not the same as serving students.

For School Districts Only

Actions provided on an **LEA-wide** basis at **school districts with an unduplicated pupil percentage of less than 55 percent** must also include a description of how the actions are the most effective use of the funds to meet the district's goals for its unduplicated pupils in the state and any local priority areas. The description must provide the basis for this determination, including any alternatives considered, supporting research, experience, or educational theory.

Actions provided on a **Schoolwide** basis for **schools with less than 40 percent enrollment of unduplicated pupils** must also include a description of how these actions are the most effective use of the funds to meet the district's goals for its unduplicated pupils in the state and any local priority areas. The description must provide the basis for this determination, including any alternatives considered, supporting research, experience, or educational theory.

Requirements and Instructions

Complete the tables as follows:

Total Projected LCFF Supplemental and/or Concentration Grants

- Specify the amount of LCFF supplemental and concentration grant funds the LEA estimates it will receive in the coming year based on the number and concentration of foster youth, English learner, and low-income students. This amount includes the Additional 15 percent LCFF Concentration Grant.

Projected Additional 15 percent LCFF Concentration Grant

- Specify the amount of additional LCFF concentration grant add-on funding, as described in *EC* Section 42238.02, that the LEA estimates it will receive in the coming year.

Projected Percentage to Increase or Improve Services for the Coming School Year

- Specify the estimated percentage by which services for unduplicated pupils must be increased or improved as compared to the services provided to all students in the LCAP year as calculated pursuant to 5 *CCR* Section 15496(a)(7).

LCFF Carryover — Percentage

- Specify the LCFF Carryover — Percentage identified in the LCFF Carryover Table. If a carryover percentage is not identified in the LCFF Carryover Table, specify a percentage of zero (0.00%).

LCFF Carryover — Dollar

- Specify the LCFF Carryover — Dollar amount identified in the LCFF Carryover Table. If a carryover amount is not identified in the LCFF Carryover Table, specify an amount of zero (\$0).

Total Percentage to Increase or Improve Services for the Coming School Year

- Add the Projected Percentage to Increase or Improve Services for the Coming School Year and the Proportional LCFF Required Carryover Percentage and specify the percentage. This is the LEA's percentage by which services for unduplicated pupils must be increased or improved as compared to the services provided to all students in the LCAP year, as calculated pursuant to 5 *CCR* Section 15496(a)(7).

Required Descriptions:

LEA-wide and Schoolwide Actions

For each action being provided to an entire LEA or school, provide an explanation of (1) the unique identified need(s) of the unduplicated student group(s) for whom the action is principally directed, (2) how the action is designed to address the identified need(s) and why it is being provided on an LEA or schoolwide basis, and (3) the metric(s) used to measure the effectiveness of the action in improving outcomes for the unduplicated student group(s).

If the LEA has provided this required description in the Action Descriptions, state as such within the table.

Complete the table as follows:

Identified Need(s)

Provide an explanation of the unique identified need(s) of the LEA's unduplicated student group(s) for whom the action is principally directed.

An LEA demonstrates how an action is principally directed towards an unduplicated student group(s) when the LEA explains the need(s), condition(s), or circumstance(s) of the unduplicated student group(s) identified through a needs assessment and how the action addresses them. A meaningful needs assessment includes, at a minimum, analysis of applicable student achievement data and educational partner feedback.

How the Action(s) are Designed to Address Need(s) and Why it is Provided on an LEA-wide or Schoolwide Basis

Provide an explanation of how the action as designed will address the unique identified need(s) of the LEA’s unduplicated student group(s) for whom the action is principally directed and the rationale for why the action is being provided on an LEA-wide or schoolwide basis.

- As stated above, conclusory statements that a service will help achieve an expected outcome for the goal, without an explicit connection or further explanation as to how, are not sufficient.
- Further, simply stating that an LEA has a high enrollment percentage of a specific student group or groups does not meet the increased or improved services standard because enrolling students is not the same as serving students.

Metric(s) to Monitor Effectiveness

Identify the metric(s) being used to measure the progress and effectiveness of the action(s).

Note for COEs and Charter Schools: In the case of COEs and charter schools, schoolwide and LEA-wide are considered to be synonymous.

Limited Actions

For each action being solely provided to one or more unduplicated student group(s), provide an explanation of (1) the unique identified need(s) of the unduplicated student group(s) being served, (2) how the action is designed to address the identified need(s), and (3) how the effectiveness of the action in improving outcomes for the unduplicated student group(s) will be measured.

If the LEA has provided the required descriptions in the Action Descriptions, state as such.

Complete the table as follows:

Identified Need(s)

Provide an explanation of the unique need(s) of the unduplicated student group(s) being served identified through the LEA’s needs assessment. A meaningful needs assessment includes, at a minimum, analysis of applicable student achievement data and educational partner feedback.

How the Action(s) are Designed to Address Need(s)

Provide an explanation of how the action is designed to address the unique identified need(s) of the unduplicated student group(s) being served.

Metric(s) to Monitor Effectiveness

Identify the metric(s) being used to measure the progress and effectiveness of the action(s).

For any limited action contributing to meeting the increased or improved services requirement that is associated with a Planned Percentage of Improved Services in the Contributing Summary Table rather than an expenditure of LCFF funds, describe the methodology that was used to determine the contribution of the action towards the proportional percentage, as applicable.

- For each action with an identified Planned Percentage of Improved Services, identify the goal and action number and describe the methodology that was used.
- When identifying a Planned Percentage of Improved Services, the LEA must describe the methodology that it used to determine the contribution of the action towards the proportional percentage. The percentage of improved services for an action corresponds to the amount of LCFF funding that the LEA estimates it would expend to implement the action if it were funded.
- For example, an LEA determines that there is a need to analyze data to ensure that instructional aides and expanded learning providers know what targeted supports to provide to students who are foster youth. The LEA could implement this action by hiring additional staff to collect and analyze data and to coordinate supports for students, which, based on the LEA's current pay scale, the LEA estimates would cost \$165,000. Instead, the LEA chooses to utilize a portion of existing staff time to analyze data relating to students who are foster youth. This analysis will then be shared with site principals who will use the data to coordinate services provided by instructional assistants and expanded learning providers to target support to students. In this example, the LEA would divide the estimated cost of \$165,000 by the amount of LCFF Funding identified in the Total Planned Expenditures Table and then convert the quotient to a percentage. This percentage is the Planned Percentage of Improved Services for the action.

Additional Concentration Grant Funding

A description of the plan for how the additional concentration grant add-on funding identified above will be used to increase the number of staff providing direct services to students at schools that have a high concentration (above 55 percent) of foster youth, English learners, and low-income students, as applicable.

An LEA that receives the additional concentration grant add-on described in *EC* Section 42238.02 is required to demonstrate how it is using these funds to increase the number of staff who provide direct services to students at schools with an enrollment of unduplicated students that is greater than 55 percent as compared to the number of staff who provide direct services to students at schools with an enrollment of unduplicated students that is equal to or less than 55 percent. The staff who provide direct services to students must be certificated staff and/or classified staff employed by the LEA; classified staff includes custodial staff.

Provide the following descriptions, as applicable to the LEA:

- An LEA that does not receive a concentration grant or the concentration grant add-on must indicate that a response to this prompt is not applicable.
- Identify the goal and action numbers of the actions in the LCAP that the LEA is implementing to meet the requirement to increase the number of staff who provide direct services to students at schools with an enrollment of unduplicated students that is greater than 55 percent.

- An LEA that does not have comparison schools from which to describe how it is using the concentration grant add-on funds, such as a single-school LEA or an LEA that only has schools with an enrollment of unduplicated students that is greater than 55 percent, must describe how it is using the funds to increase the number of credentialed staff, classified staff, or both, including custodial staff, who provide direct services to students at selected schools and the criteria used to determine which schools require additional staffing support.
- In the event that an additional concentration grant add-on is not sufficient to increase staff providing direct services to students at a school with an enrollment of unduplicated students that is greater than 55 percent, the LEA must describe how it is using the funds to retain staff providing direct services to students at a school with an enrollment of unduplicated students that is greater than 55 percent.

Complete the table as follows:

- Provide the staff-to-student ratio of classified staff providing direct services to students with a concentration of unduplicated students that is 55 percent or less and the staff-to-student ratio of classified staff providing direct services to students at schools with a concentration of unduplicated students that is greater than 55 percent, as applicable to the LEA.
 - The LEA may group its schools by grade span (Elementary, Middle/Junior High, and High Schools), as applicable to the LEA.
 - The staff-to-student ratio must be based on the number of full-time equivalent (FTE) staff and the number of enrolled students as counted on the first Wednesday in October of each year.
- Provide the staff-to-student ratio of certificated staff providing direct services to students at schools with a concentration of unduplicated students that is 55 percent or less and the staff-to-student ratio of certificated staff providing direct services to students at schools with a concentration of unduplicated students that is greater than 55 percent, as applicable to the LEA.
 - The LEA may group its schools by grade span (Elementary, Middle/Junior High, and High Schools), as applicable to the LEA.
 - The staff-to-student ratio must be based on the number of FTE staff and the number of enrolled students as counted on the first Wednesday in October of each year.

Action Tables

Complete the Total Planned Expenditures Table for each action in the LCAP. The information entered into this table will automatically populate the other Action Tables. Information is only entered into the Total Planned Expenditures Table, the Annual Update Table, the Contributing Actions Annual Update Table, and the LCFF Carryover Table. The word “input” has been added to column headers to aid in identifying the column(s) where information will be entered. Information is not entered on the remaining Action tables.

The following tables are required to be included as part of the LCAP adopted by the local governing board or governing body:

- Table 1: Total Planned Expenditures Table (for the coming LCAP Year)
- Table 2: Contributing Actions Table (for the coming LCAP Year)

- Table 3: Annual Update Table (for the current LCAP Year)
- Table 4: Contributing Actions Annual Update Table (for the current LCAP Year)
- Table 5: LCFF Carryover Table (for the current LCAP Year)

Note: The coming LCAP Year is the year that is being planned for, while the current LCAP year is the current year of implementation. For example, when developing the 2024–25 LCAP, 2024–25 will be the coming LCAP Year and 2023–24 will be the current LCAP Year.

Total Planned Expenditures Table

In the Total Planned Expenditures Table, input the following information for each action in the LCAP for that applicable LCAP year:

- **LCAP Year:** Identify the applicable LCAP Year.
- **1. Projected LCFF Base Grant:** Provide the total amount estimated LCFF entitlement for the coming school year, excluding the supplemental and concentration grants and the add-ons for the Targeted Instructional Improvement Block Grant program, the former Home-to-School Transportation program, and the Small School District Transportation program, pursuant to 5 CCR Section 15496(a)(8). Note that the LCFF Base Grant for purposes of the LCAP also includes the Necessary Small Schools and Economic Recovery Target allowances for school districts, and County Operations Grant for COEs.

See *EC* sections 2574 (for COEs) and 42238.02 (for school districts and charter schools), as applicable, for LCFF entitlement calculations.
- **2. Projected LCFF Supplemental and/or Concentration Grants:** Provide the total amount of LCFF supplemental and concentration grants estimated on the basis of the number and concentration of unduplicated students for the coming school year.
- **3. Projected Percentage to Increase or Improve Services for the Coming School Year:** This percentage will not be entered; it is calculated based on the Projected LCFF Base Grant and the Projected LCFF Supplemental and/or Concentration Grants, pursuant to 5 CCR Section 15496(a)(8). This is the percentage by which services for unduplicated pupils must be increased or improved as compared to the services provided to all students in the coming LCAP year.
- **LCFF Carryover — Percentage:** Specify the LCFF Carryover — Percentage identified in the LCFF Carryover Table from the prior LCAP year. If a carryover percentage is not identified in the LCFF Carryover Table, specify a percentage of zero (0.00%).
- **Total Percentage to Increase or Improve Services for the Coming School Year:** This percentage will not be entered; it is calculated based on the Projected Percentage to Increase or Improve Services for the Coming School Year and the LCFF Carryover — Percentage. ***This is the percentage by which the LEA must increase or improve services for unduplicated pupils as compared to the services provided to all students in the coming LCAP year.***

- **Goal #:** Enter the LCAP Goal number for the action.
- **Action #:** Enter the action's number as indicated in the LCAP Goal.
- **Action Title:** Provide a title of the action.
- **Student Group(s):** Indicate the student group or groups who will be the primary beneficiary of the action by entering "All," or by entering a specific student group or groups.
- **Contributing to Increased or Improved Services?:** Type "Yes" if the action **is** included as contributing to meeting the increased or improved services requirement; OR, type "No" if the action is **not** included as contributing to meeting the increased or improved services requirement.
- If "Yes" is entered into the Contributing column, then complete the following columns:
 - **Scope:** The scope of an action may be LEA-wide (i.e., districtwide, countywide, or charterwide), schoolwide, or limited. An action that is LEA-wide in scope upgrades the entire educational program of the LEA. An action that is schoolwide in scope upgrades the entire educational program of a single school. An action that is limited in its scope is an action that serves only one or more unduplicated student groups.
 - **Unduplicated Student Group(s):** Regardless of scope, contributing actions serve one or more unduplicated student groups. Indicate one or more unduplicated student groups for whom services are being increased or improved as compared to what all students receive.
 - **Location:** Identify the location where the action will be provided. If the action is provided to all schools within the LEA, the LEA must indicate "All Schools." If the action is provided to specific schools within the LEA or specific grade spans only, the LEA must enter "Specific Schools" or "Specific Grade Spans." Identify the individual school or a subset of schools or grade spans (e.g., all high schools or grades transitional kindergarten through grade five), as appropriate.
- **Time Span:** Enter "ongoing" if the action will be implemented for an indeterminate period of time. Otherwise, indicate the span of time for which the action will be implemented. For example, an LEA might enter "1 Year," or "2 Years," or "6 Months."
- **Total Personnel:** Enter the total amount of personnel expenditures utilized to implement this action.
- **Total Non-Personnel:** This amount will be automatically calculated based on information provided in the Total Personnel column and the Total Funds column.
- **LCFF Funds:** Enter the total amount of LCFF funds utilized to implement this action, if any. LCFF funds include all funds that make up an LEA's total LCFF target (i.e., base grant, grade span adjustment, supplemental grant, concentration grant, Targeted Instructional Improvement Block Grant, and Home-To-School Transportation).

- **Note:** For an action to contribute towards meeting the increased or improved services requirement, it must include some measure of LCFF funding. The action may also include funding from other sources, however the extent to which an action contributes to meeting the increased or improved services requirement is based on the LCFF funding being used to implement the action.
- **Other State Funds:** Enter the total amount of Other State Funds utilized to implement this action, if any.
 - **Note:** Equity Multiplier funds must be included in the “Other State Funds” category, not in the “LCFF Funds” category. As a reminder, Equity Multiplier funds must be used to supplement, not supplant, funding provided to Equity Multiplier schoolsites for purposes of the LCFF, the ELO-P, the LCRS, and/or the CCSPP. This means that Equity Multiplier funds must not be used to replace funding that an Equity Multiplier schoolsite would otherwise receive to implement LEA-wide actions identified in the LEA’s LCAP or that an Equity Multiplier schoolsite would otherwise receive to implement provisions of the ELO-P, the LCRS, and/or the CCSPP.
- **Local Funds:** Enter the total amount of Local Funds utilized to implement this action, if any.
- **Federal Funds:** Enter the total amount of Federal Funds utilized to implement this action, if any.
- **Total Funds:** This amount is automatically calculated based on amounts entered in the previous four columns.
- **Planned Percentage of Improved Services:** For any action identified as contributing, being provided on a Limited basis to unduplicated students, and that does not have funding associated with the action, enter the planned quality improvement anticipated for the action as a percentage rounded to the nearest hundredth (0.00%). A limited action is an action that only serves foster youth, English learners, and/or low-income students.
 - As noted in the instructions for the Increased or Improved Services section, when identifying a Planned Percentage of Improved Services, the LEA must describe the methodology that it used to determine the contribution of the action towards the proportional percentage. The percentage of improved services for an action corresponds to the amount of LCFF funding that the LEA estimates it would expend to implement the action if it were funded.

For example, an LEA determines that there is a need to analyze data to ensure that instructional aides and expanded learning providers know what targeted supports to provide to students who are foster youth. The LEA could implement this action by hiring additional staff to collect and analyze data and to coordinate supports for students, which, based on the LEA’s current pay scale, the LEA estimates would cost \$165,000. Instead, the LEA chooses to utilize a portion of existing staff time to analyze data relating to students who are foster youth. This analysis will then be shared with site principals who will use the data to coordinate services provided by instructional assistants and expanded learning providers to target support to students. In this example, the LEA would divide the estimated cost of \$165,000 by the amount of LCFF Funding identified in the Data Entry Table and then convert the quotient to a percentage. This percentage is the Planned Percentage of Improved Services for the action.

Contributing Actions Table

As noted above, information will not be entered in the Contributing Actions Table; however, the ‘Contributing to Increased or Improved Services?’ column will need to be checked to ensure that only actions with a “Yes” are displaying. If actions with a “No” are displayed or if actions that are contributing are not displaying in the column, use the drop-down menu in the column header to filter only the “Yes” responses.

Annual Update Table

In the Annual Update Table, provide the following information for each action in the LCAP for the relevant LCAP year:

- **Estimated Actual Expenditures:** Enter the total estimated actual expenditures to implement this action, if any.

Contributing Actions Annual Update Table

In the Contributing Actions Annual Update Table, check the ‘Contributing to Increased or Improved Services?’ column to ensure that only actions with a “Yes” are displaying. If actions with a “No” are displayed or if actions that are contributing are not displaying in the column, use the drop-down menu in the column header to filter only the “Yes” responses. Provide the following information for each contributing action in the LCAP for the relevant LCAP year:

- **6. Estimated Actual LCFF Supplemental and/or Concentration Grants:** Provide the total amount of LCFF supplemental and concentration grants estimated based on the number and concentration of unduplicated students in the current school year.
- **Estimated Actual Expenditures for Contributing Actions:** Enter the total estimated actual expenditure of LCFF funds used to implement this action, if any.
- **Estimated Actual Percentage of Improved Services:** For any action identified as contributing, being provided on a Limited basis only to unduplicated students, and that does not have funding associated with the action, enter the total estimated actual quality improvement anticipated for the action as a percentage rounded to the nearest hundredth (0.00%).
 - Building on the example provided above for calculating the Planned Percentage of Improved Services, the LEA in the example implements the action. As part of the annual update process, the LEA reviews implementation and student outcome data and determines that the action was implemented with fidelity and that outcomes for foster youth students improved. The LEA reviews the original estimated cost for the action and determines that had it hired additional staff to collect and analyze data and to coordinate supports for students that estimated actual cost would have been \$169,500 due to a cost of living adjustment. The LEA would divide the estimated actual cost of \$169,500 by the amount of LCFF Funding identified in the Data Entry Table and then convert the quotient to a percentage. This percentage is the Estimated Actual Percentage of Improved Services for the action.

LCFF Carryover Table

- **9. Estimated Actual LCFF Base Grant:** Provide the total amount of estimated LCFF Target Entitlement for the current school year, excluding the supplemental and concentration grants and the add-ons for the Targeted Instructional Improvement Block Grant program, the former Home-to-School Transportation program, and the Small School District Transportation program, pursuant to 5 CCR Section 15496(a)(8). Note that the LCFF Base Grant for purposes of the LCAP also includes the Necessary Small Schools and Economic

Recovery Target allowances for school districts, and County Operations Grant for COEs. See *EC* sections 2574 (for COEs) and 42238.02 (for school districts and charter schools), as applicable, for LCFF entitlement calculations.

- **10. Total Percentage to Increase or Improve Services for the Current School Year:** This percentage will not be entered. The percentage is calculated based on the amounts of the Estimated Actual LCFF Base Grant (9) and the Estimated Actual LCFF Supplemental and/or Concentration Grants (6), pursuant to 5 CCR Section 15496(a)(8), plus the LCFF Carryover – Percentage from the prior year. This is the percentage by which services for unduplicated pupils must be increased or improved as compared to the services provided to all students in the current LCAP year.

Calculations in the Action Tables

To reduce the duplication of effort of LEAs, the Action Tables include functionality such as pre-population of fields and cells based on the information provided in the Data Entry Table, the Annual Update Summary Table, and the Contributing Actions Table. For transparency, the functionality and calculations used are provided below.

Contributing Actions Table

- **4. Total Planned Contributing Expenditures (LCFF Funds)**
 - This amount is the total of the Planned Expenditures for Contributing Actions (LCFF Funds) column.
- **5. Total Planned Percentage of Improved Services**
 - This percentage is the total of the Planned Percentage of Improved Services column.
- **Planned Percentage to Increase or Improve Services for the coming school year (4 divided by 1, plus 5)**
 - This percentage is calculated by dividing the Total Planned Contributing Expenditures (4) by the Projected LCFF Base Grant (1), converting the quotient to a percentage, and adding it to the Total Planned Percentage of Improved Services (5).

Contributing Actions Annual Update Table

Pursuant to *EC* Section 42238.07(c)(2), if the Total Planned Contributing Expenditures (4) is less than the Estimated Actual LCFF Supplemental and Concentration Grants (6), the LEA is required to calculate the difference between the Total Planned Percentage of Improved Services (5) and the Total Estimated Actual Percentage of Improved Services (7). If the Total Planned Contributing Expenditures (4) is equal to or greater than the Estimated Actual LCFF Supplemental and Concentration Grants (6), the Difference Between Planned and Estimated Actual Percentage of Improved Services will display “Not Required.”

- **6. Estimated Actual LCFF Supplemental and Concentration Grants**
 - This is the total amount of LCFF supplemental and concentration grants the LEA estimates it will actually receive based on of the number and concentration of unduplicated students in the current school year.

- **4. Total Planned Contributing Expenditures (LCFF Funds)**
 - This amount is the total of the Last Year's Planned Expenditures for Contributing Actions (LCFF Funds).
- **7. Total Estimated Actual Expenditures for Contributing Actions**
 - This amount is the total of the Estimated Actual Expenditures for Contributing Actions (LCFF Funds).
- **Difference Between Planned and Estimated Actual Expenditures for Contributing Actions (Subtract 7 from 4)**
 - This amount is the Total Estimated Actual Expenditures for Contributing Actions (7) subtracted from the Total Planned Contributing Expenditures (4).
- **5. Total Planned Percentage of Improved Services (%)**
 - This amount is the total of the Planned Percentage of Improved Services column.
- **8. Total Estimated Actual Percentage of Improved Services (%)**
 - This amount is the total of the Estimated Actual Percentage of Improved Services column.
- **Difference Between Planned and Estimated Actual Percentage of Improved Services (Subtract 5 from 8)**
 - This amount is the Total Planned Percentage of Improved Services (5) subtracted from the Total Estimated Actual Percentage of Improved Services (8).

LCFF Carryover Table

- **10. Total Percentage to Increase or Improve Services for the Current School Year (6 divided by 9 plus Carryover %)**
 - This percentage is the Estimated Actual LCFF Supplemental and/or Concentration Grants (6) divided by the Estimated Actual LCFF Base Grant (9) plus the LCFF Carryover – Percentage from the prior year.
- **11. Estimated Actual Percentage of Increased or Improved Services (7 divided by 9, plus 8)**
 - This percentage is the Total Estimated Actual Expenditures for Contributing Actions (7) divided by the LCFF Funding (9), then converting the quotient to a percentage and adding the Total Estimated Actual Percentage of Improved Services (8).
- **12. LCFF Carryover — Dollar Amount LCFF Carryover (Subtract 11 from 10 and multiply by 9)**
 - If the Estimated Actual Percentage of Increased or Improved Services (11) is less than the Estimated Actual Percentage to Increase or Improve Services (10), the LEA is required to carry over LCFF funds.

The amount of LCFF funds is calculated by subtracting the Estimated Actual Percentage to Increase or Improve Services (11) from the Estimated Actual Percentage of Increased or Improved Services (10) and then multiplying by the Estimated Actual LCFF Base Grant (9). This amount is the amount of LCFF funds that is required to be carried over to the coming year.

- **13. LCFF Carryover — Percentage (12 divided by 9)**

- This percentage is the unmet portion of the Percentage to Increase or Improve Services that the LEA must carry over into the coming LCAP year. The percentage is calculated by dividing the LCFF Carryover (12) by the LCFF Funding (9).

California Department of Education
November 2023