

SCHOOL OF RESIDENCE
(BASED ON CURRENT ATTENDANCE AREAS)

		SCHOOL OF ATTENDANCE - October 2023																							Transfer Out Rate	Transfer Out Count
Elementary Attendance Area	K-6 Students	BROUILLET	CARSON	DESSIE EVANS	EDGERTON	FIRGROVE	FRUITLAND	HUNT	KARSHNER	MAPLEWOOD	MEEKER	MT VIEW	NORTHWOOD	POPE	RIDGECREST	SHAW RD	SPINNING	STEWART	SUNRISE	WALLER RD	WILDWOOD	WOODLAND	ZEIGER	EDGE MONT <small>6th grade only</small>		
BROUILLET	398	352	9	15	3	0	4	3	0	2	0	0	0	1	3	0	0	0	0	0	1	1	4	0	11.6%	46
CARSON	592	7	551	15	4	0	0	2	0	3	0	0	0	1	1	0	0	1	3	0	0	3	1	0	6.9%	41
DESSIE EVANS	710	0	3	676	3	5	2	2	0	2	0	0	0	0	1	0	0	0	0	0	1	8	7	0	4.8%	34
EDGERTON	679	4	8	10	613	5	1	6	2	1	0	0	1	13	6	3	2	0	4	0	0	0	0	0	9.7%	66
FIRGROVE	590	12	4	17	5	490	2	7	1	4	4	0	0	1	6	4	0	0	4	0	1	8	20	0	16.9%	100
FRUITLAND	438	0	1	1	0	1	415	0	3	8	1	0	1	0	0	2	1	0	1	0	0	3	0	0	5.3%	23
HUNT	722	0	0	17	7	9	1	615	5	4	3	0	0	9	19	5	0	2	14	0	2	2	8	0	14.8%	107
KARSHNER	415	0	1	1	0	0	22	0	340	29	5	1	3	0	1	6	1	2	3	0	0	0	0	0	18.1%	75
MAPLEWOOD	187	0	0	1	0	1	5	0	6	164	5	0	2	0	1	0	0	0	0	1	1	0	0	0	12.3%	23
MEEKER	338	0	1	6	0	6	3	2	3	13	278	0	0	0	4	2	5	2	2	0	3	8	0	0	17.8%	60
MT VIEW	322	0	0	0	0	0	0	0	4	0	3	237	13	0	1	2	3	16	0	0	2	0	0	41	13.7%	44
NORTHWOOD	694	0	0	0	0	0	0	0	1	5	0	8	574	0	0	0	0	3	0	0	0	1	0	102	2.6%	18
POPE	581	1	2	2	19	3	0	7	1	1	0	0	0	529	4	1	0	0	3	0	0	6	2	0	9.0%	52
RIDGECREST	372	0	0	5	3	0	3	3	0	0	0	0	0	0	342	1	0	2	8	0	2	2	1	0	8.1%	30
SHAWROAD	452	0	0	0	0	1	0	0	9	2	0	0	0	1	4	409	8	7	3	1	4	1	2	0	9.5%	43
SPINNING	247	0	0	0	2	0	2	0	6	7	10	0	1	0	2	11	192	6	4	1	3	0	0	0	22.3%	55
STEWART	259	0	0	1	0	0	0	2	3	2	11	4	5	0	0	6	7	215	0	2	0	0	1	0	17.0%	44
SUNRISE	573	3	8	4	2	4	3	4	2	5	2	0	0	1	11	8	0	0	502	0	5	3	6	0	12.4%	71
WALLER RD	305	0	0	0	0	0	33	0	6	23	5	0	0	2	0	0	4	2	1	223	2	4	0	0	26.9%	82
WILDWOOD	334	1	0	2	0	1	0	2	1	5	3	0	0	1	5	18	0	3	10	1	277	2	2	0	17.1%	57
WOODLAND	426	2	0	6	0	2	18	0	1	6	3	0	0	1	1	2	0	1	0	0	1	376	6	0	11.7%	50
ZEIGER	437	0	0	16	2	4	5	4	1	2	2	3	2	1	0	0	1	1	3	0	2	34	354	0	19.0%	83
K-6 Sub-totals	10071	382	588	795	663	532	519	659	395	288	335	253	602	561	412	480	224	263	565	229	307	462	414	143	12.0%	1204
Quest	514	100	0	0	0	0	0	0	0	0	0	0	60	97	0	96	57	0	62	0	0	42	0	0		
*Special Ed w/PreK	666	31	23	51	55	67	26	32	0	45	21	1	20	54	30	26	0	34	51	0	48	15	36	0		
**Out of District	702	37	84	65	37	35	32	11	18	27	6	5	23	23	23	19	18	26	28	64	18	73	28	2		
***Unmatched	29	0	2	4	2	3	1	0	0	3	1	2	1	0	1	0	0	1	1	2	2	0	2	1		
PK-6 Totals:	11982	550	697	915	757	637	578	702	413	363	363	261	706	735	466	621	299	324	707	295	375	592	480	146		
****Transfer In Count	1904	67	121	184	87	77	136	55	73	151	63	21	51	55	93	90	50	74	91	70	48	159	88	2		
Transfer In Rate	15.9%	12.2%	17.4%	20.1%	11.5%	12.1%	23.5%	7.8%	17.7%	41.6%	17.4%	8.0%	7.2%	7.5%	20.0%	14.5%	16.7%	22.8%	12.9%	23.7%	12.8%	26.9%	18.3%	1.4%		
	District-wide																									

NOTE: The numbers above are based upon an export of student data from eSchoolPLUS via the Facilities Cognos Report on October 1, 2023. XX = student transfer counts 20 or greater

NOTE: The list of schools includes only those with an attendance area. Schools with no associated attendance area pull students throughout the District.

NOTE: The table does not include 104 K-6 students coded to Puyallup Parent Partnership, 5 K-6 EXCEL students at Stahl JH and 3 Homeschool students (2-Edgemont JH, 1-Shaw Rd Elem. PK-6 Total with these students = 12,094

* "Special Education" counts are based upon data provided by Special Services dated 10/1/2023 and exclude students designated under the following Programs: OT/PT Only, "Resource, Speech-OT only, Speech Only . Query is STUTYPE = 'SE' AND GRD < 7 OR STUTYPE = 'PK'. Matrix does not include 5 K-6 EXCEL students at Stahl JH. Does not represent all Sped or PreK students based on order of designation with STUTYPE field.

** "Out of District" counts includes students that reside outside of the Puyallup SD boundary based upon the location of the Physical Address record. Query is STUTYPE = 'OD' AND GRD < 7. Does NOT represent all Out of District students.

*** "Unmatched" includes students with a Physical Address record that could not be successfully mapped (geocoded). Query is STUTYPE = 'UM' AND GRD < 7. Does NOT represent all Unmatched students.

**** Includes 65 Dual Langage RS students at Dessie Evans Elementary residing outside the Dessie Evans boundary. Includes 43 Dual Language RS students at Karshner Elementary residing outside the Karshner boundary.

		SCHOOL OF ATTENDANCE - October 2023					
SCHOOL OF RESIDENCE	High School Attendance Area	10th - 12th Grade Students	EMERALD RIDGE	PUYALLUP	ROGERS	Transfer Out Rate	Transfer Out Count
	EMERALD RIDGE	1419	1279	69	71	9.9%	140
	PUYALLUP	1311	11	1270	30	3.1%	41
	ROGERS	1547	49	136	1362	12.0%	185
	10-12 Sub-totals	4277	1339	1475	1463	8.6%	366
*Special Ed		170	44	47	79		
**Out of District		296	105	81	110		
***Unmatched		15	2	11	2		
****Other		17	6	9	2		
10-12 Totals:		4775	1496	1623	1656		
Transfer In Count		662	165	286	211		
Transfer In Rate		13.9%	11.0%	17.6%	12.7%		
		District-wide					

NOTE: The numbers above are based upon an export of student data from eSchoolPLUS via the Facilities Cognos Report on October 1, 2023.

NOTE: The list of schools includes only those with an attendance area. Schools with no associated attendance area pull students throughout the District. Excludes 346 10th-12th grade students STUTYPE="AE" (119 POA, 71 POD, 156 Walker HS). Also excludes 298 Full-time Running Start students STUTYPE ="IS" (93 ERHS, 97 PHS, 108 RHS)

* "Special Ed" counts based upon data provided by Special Services dated 10/1/2023. Excludes students designated under the following Programs: OT/PT Only, Resource, Speech-OT only, Speech Only . Query is STUTYPE = SE AND GRD >= 10. **Does not represent all Sped students based on order of designation of STUTYPE field. Excludes 12 10th grade 'SE' students housed at Junior High: AJH-2, BJH-1, FJH-3, GVJH-4, KJH-2.**

** "Out of District" counts represents students that reside outside of the Puyallup SD boundary based upon the location of the Physical Address record. Query is STUTYPE = OD AND GRD >= 10. **Does not represent all OD students based on order of designation with STUTYPE field.**

*** "Unmatched" represents a student with a Physical Address record that could not be successfully mapped (geocoded). Query is STUTYPE = UM. Does not represent all UM students based on order of designation with STUTYPE field.

**** "Other" represents students GRD 10-12 with a STUTYPE = HH or STUTYPE=NP. These numbers exclude students assigned to the following Buildings: Puyallup Online Academy, P4, and Walker High School. **Total with all students = 5,438.**

SCHOOL OF RESIDENCE (BASED ON CURRENT ATTENDANCE AREAS)			SCHOOL OF ATTENDANCE - October 2023							Transfer Out Rate	Transfer Out Count
	Junior High Attendance Area	7th-9th Grade Students	AYLEN	BALLOU	EDGEMONT (7th-9th grade only)	FERRUCCI	GLACIER VIEW	KALLES	STAHL		
	AYLEN	628	582	8	3	4	1	28	2	7.3%	46
	BALLOU	752	17	708	0	2	4	5	16	5.9%	44
	EDGEMONT	390	1	0	377	0	0	12	0	3.3%	13
	FERRUCCI	709	9	19	2	625	18	32	4	11.8%	84
	GLACIER VIEW	773	6	17	0	6	734	4	6	5.0%	39
	KALLES	532	20	9	3	6	1	492	1	7.5%	40
	STAHL	727	3	20	0	3	12	3	686	5.6%	41
	7-9 Sub-totals	4511	638	781	385	646	770	576	715	6.8%	307
PAGE		406	0	0	0	110	0	179	117		
*Special Ed		112	14	24	0	35	19	14	6		
**Out of District		306	56	48	14	31	56	33	68		
***Unmatched		19	3	2	5	5	0	2	2		
****Other		12	3	1	1	2	3	0	2		
7-9 Totals:		5366	714	856	405	829	848	804	910		
Transfer In Count		613	112	121	22	52	92	117	97		
Transfer In Rate		11.4%	15.7%	14.1%	5.4%	6.3%	10.8%	14.6%	10.7%		
		District-wide								XX	

xx = student transfer counts 20 or greater.

NOTE: The numbers above are based upon an export of student data from eSchoolPLUS via the Facilities Cognos Report on October 1, 2023.

NOTE: 6th grade students at Edgemont JH are included in the K-6 Elementary Attendance Matrix.

NOTE: The list of schools includes only those with an attendance area. Schools with no associated attendance area pull students throughout the District.

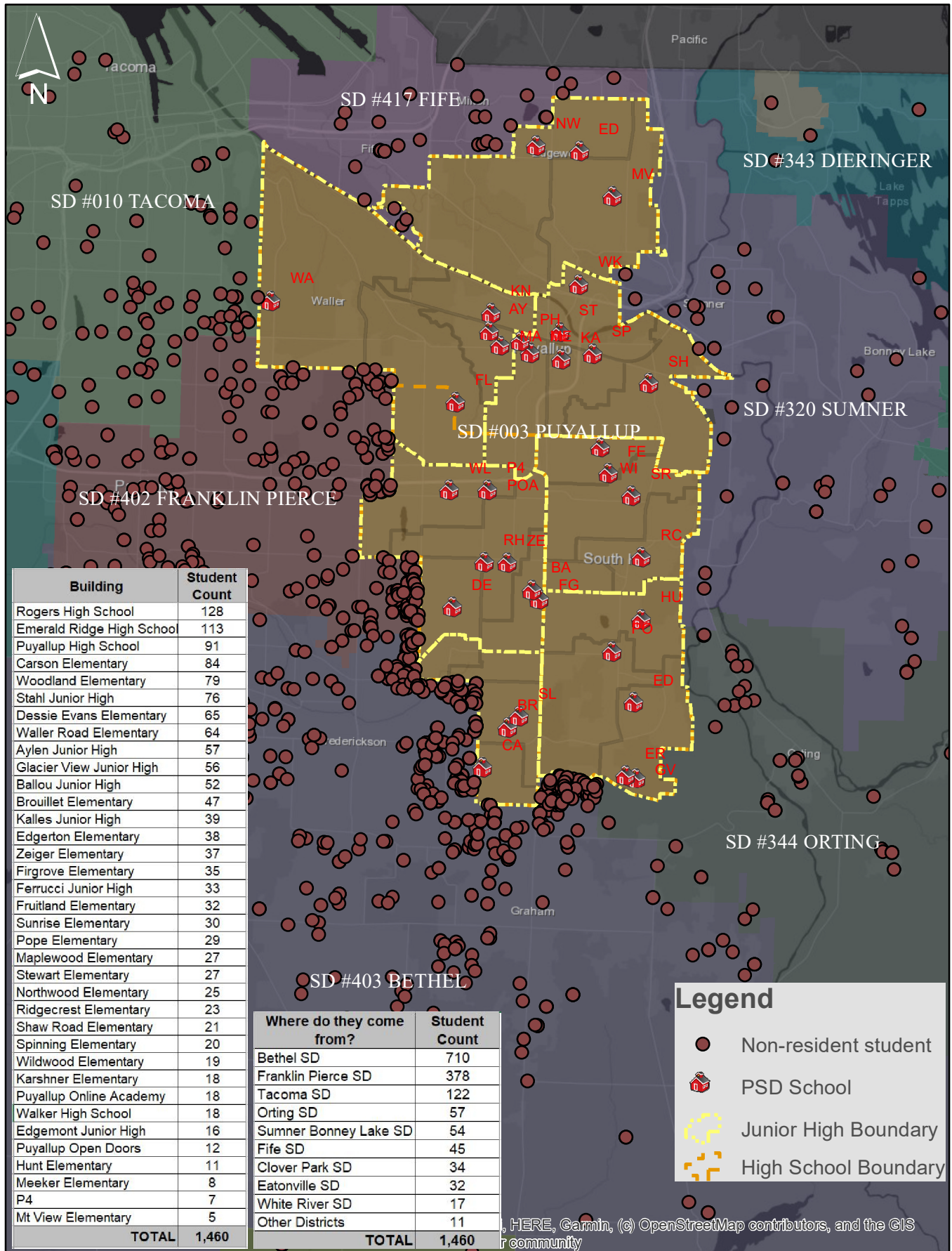
* "Special Education" counts are based upon data provided by Special Services dated 10/1/2023 and exclude students designated under the following Programs: OT/PT Only, "Resource, Speech-OT only, Speech Only . Query is STUTYPE = 'SE' AND GRD >= 7 AND GRD <= 9. Does not represent all Sped students due to order of designation of STUTYPE field. Does not include 1 8th-Grade Support Center student at ERHS.

** "Out of District" counts represents students that reside outside of the Puyallup SD boundary based upon the location of the Physical Address record. Query is STUTYPE = 'OD' AND GRD >= 7 AND GRD <= 9. Does not represent all OD students based on order of designation with STUTYPE field.

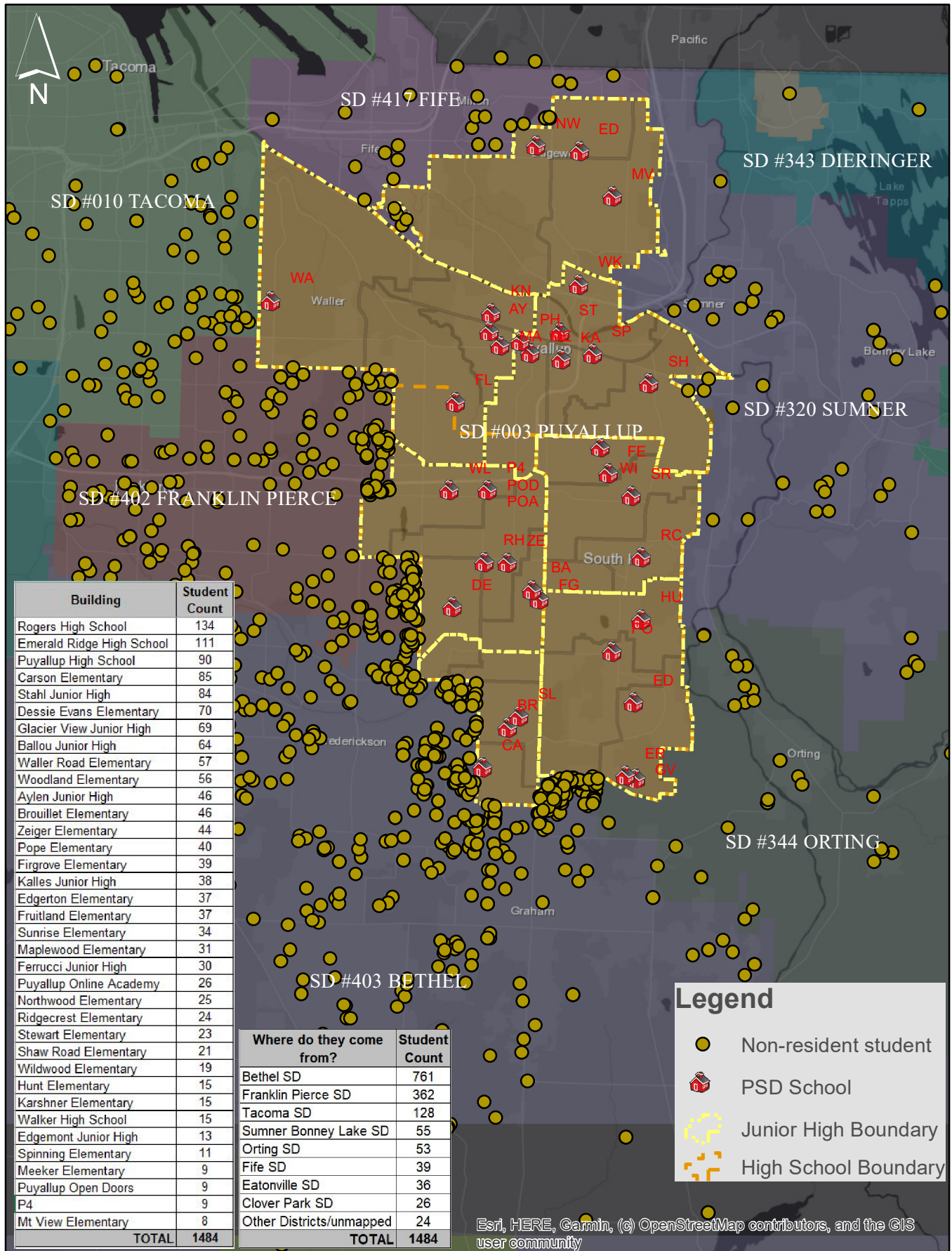
*** "Unmatched" represents a student with a Physical Address record that could not be successfully mapped (geocoded). Query is STUTYPE = UM. Does not represent all UM students based on order of designation with STUTYPE field.

**** "Other" represents students GRD 7-9 with a STUTYPE value other than: AE, RS, OD, OT, SE, or UM (in this case, all Homeschool Curriculum students). These numbers exclude the following "Buildings": (66) students-Puyallup Online Academy, (2)-P4, (11)-Walker High School. Total with these students = 5,446.

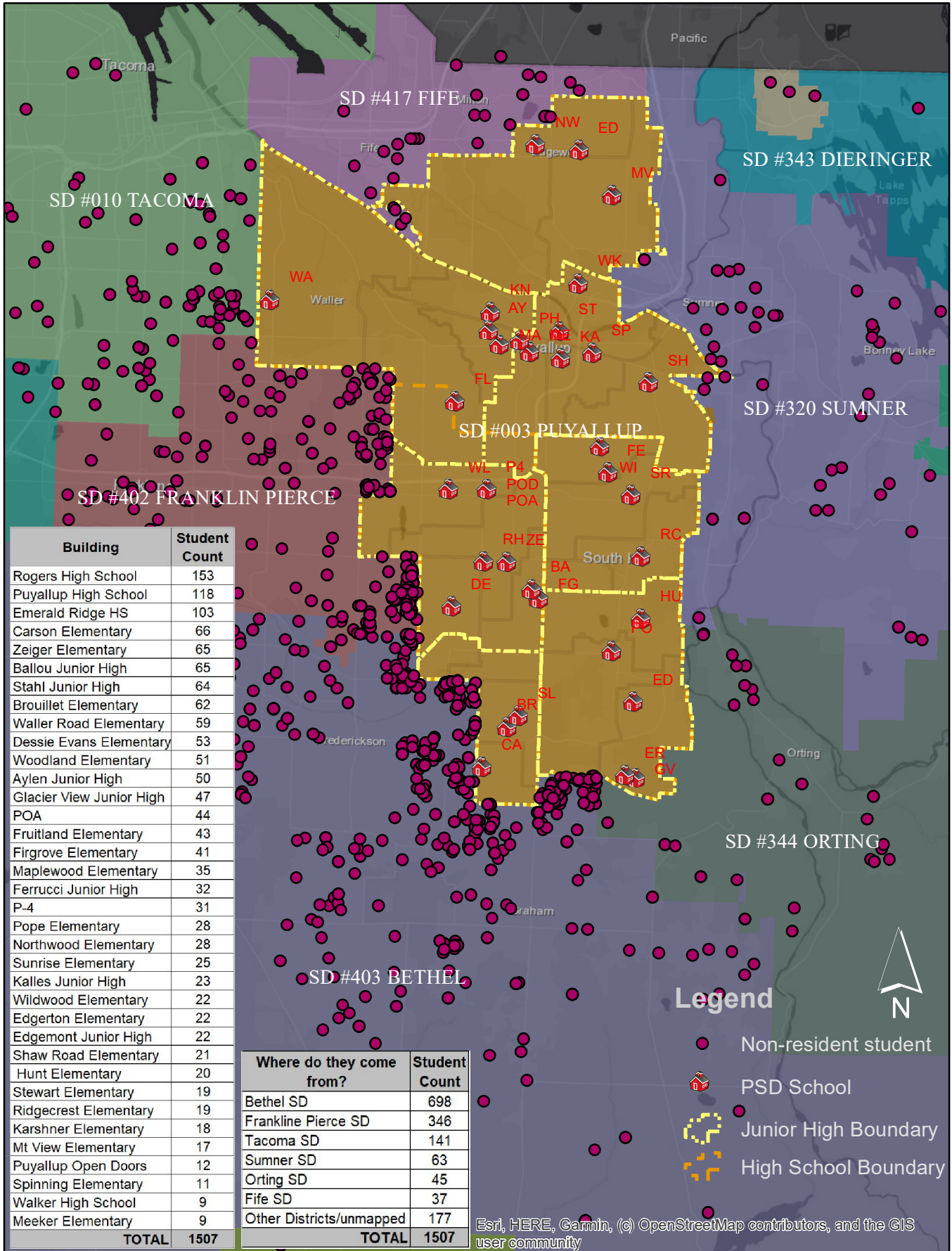
2023-24 Puyallup School District Non-Resident Students



2022-23 Puyallup School District Non-Resident Students





2021-22 Puyallup School District Non-Resident Students

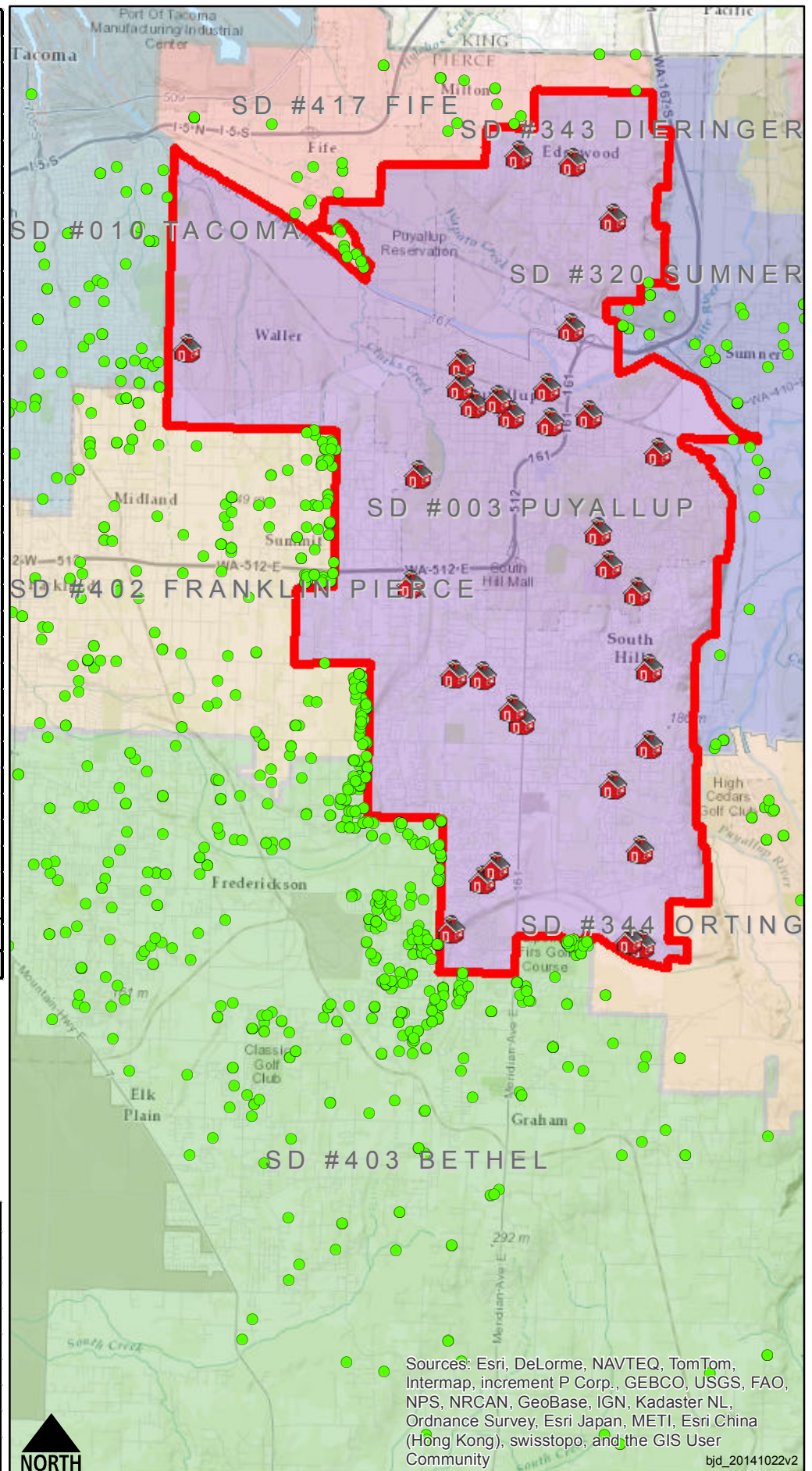


PSD Students Residing Out of District as of Oct.1, 2014

# of Students	School of Attendance
111	Rogers High School
86	Puyallup High School
82	Emerald Ridge High School
81	Brouillet Elementary
60	Fruitland Elementary
55	Woodland Elementary
47	Carson Elementary
48	Zeiger Elementary
46	Stahl Junior High
41	Maplewood Elementary
34	Kalles Junior High
32	Waller Road Elementary
31	Ballou Junior High
30	Glacier View Junior High
26	Northwood Elementary
28	Hunt Elementary
28	Aylen Junior High
22	Edgemont Junior High
26	Ridgecrest Elementary
24	Sunrise Elementary
24	Firgrove Elementary
25	Edgerton Elementary
21	Shaw Road Elementary
21	Pope Elementary
20	Wildwood Elementary
19	Karshner Elementary
16	Meeker Elementary
17	Puyallup Open Doors
17	Walker High School
16	Ferrucci Junior High
15	Mt View Elementary
10	Stewart Elementary
11	Spinning Elementary
9	Puy. Parent Partnership Prog.
2	Puyallup Online Academy
1181	Districtwide

Legend

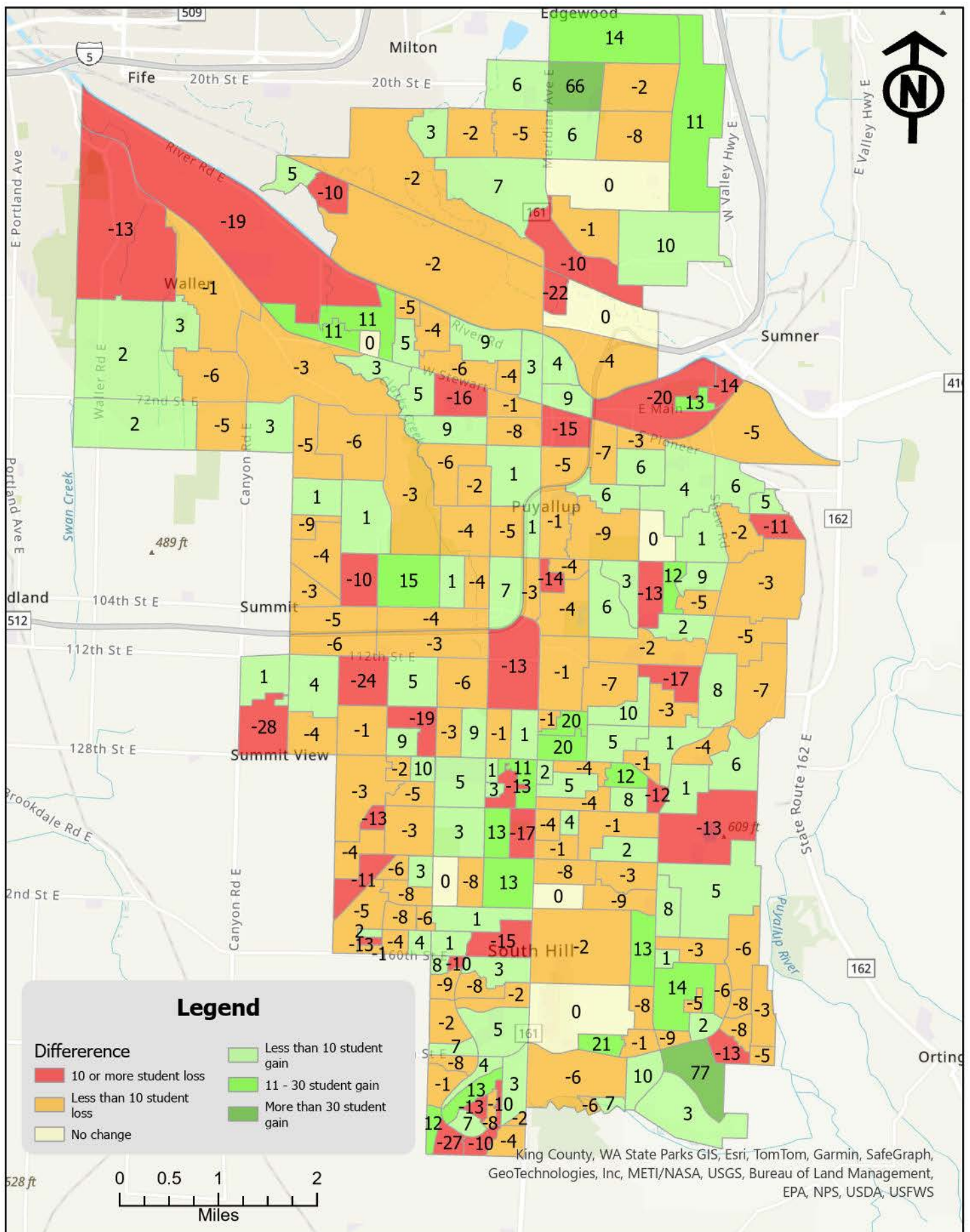
- Out of District PSD Student
-  PSD Schools
-  PSD Boundary



Where do they come from?

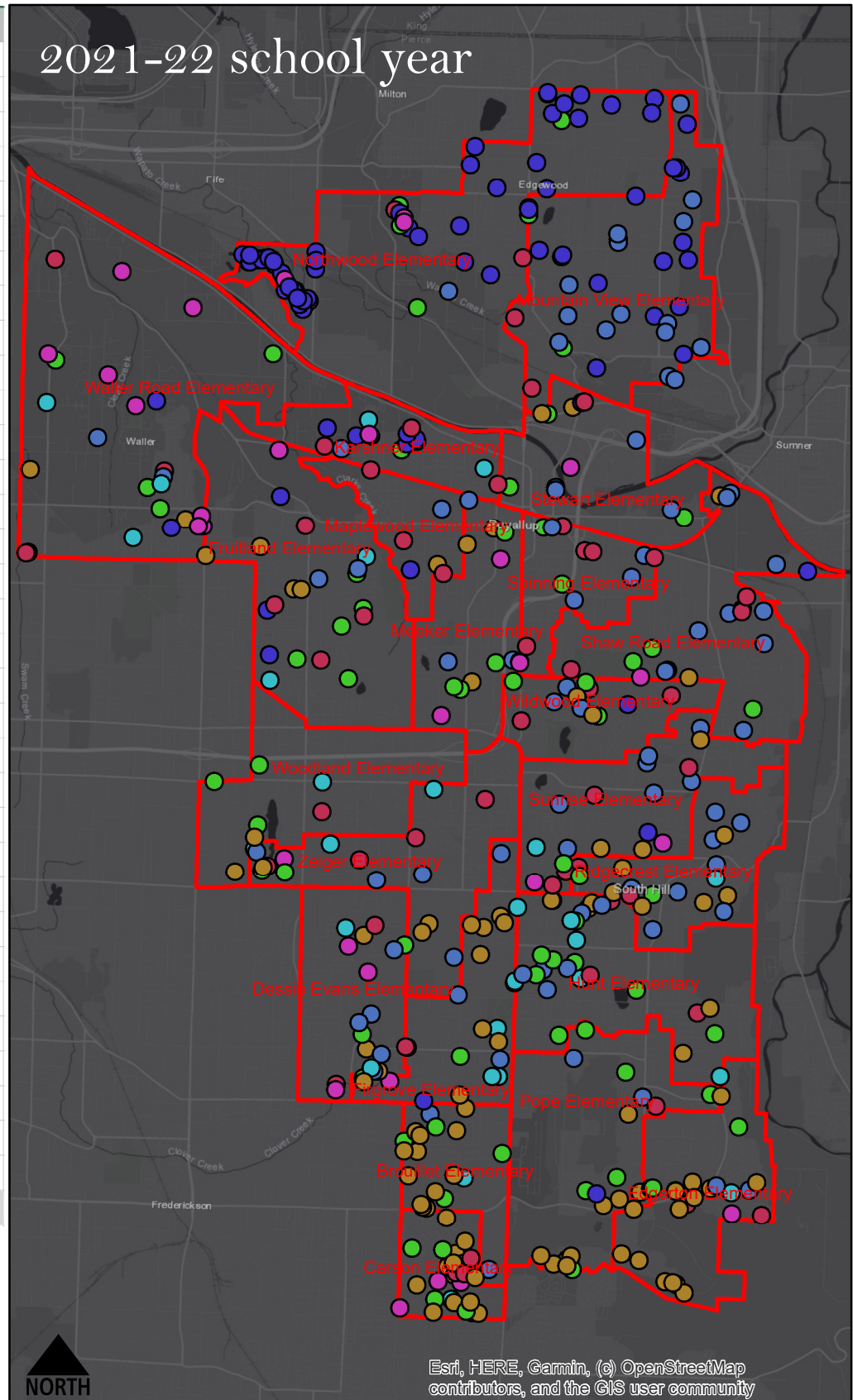
# of Students	Home District
559	Bethel SD
266	Franklin Pierce SD
107	Tacoma SD
82	Sumner SD
44	Fife SD
33	Orting SD
90	Other Districts/Unmapped
1181	Total

Resident Student Change Oct. 2022 to Oct. 2023



Release of PSD Resident Students by Requested District

# of Students	District Requested
149	Bethel School District
149	Fife School District
139	Sumner School District
118	Omak School District
60	Quillayute Valley School District
52	Tacoma School District
42	Franklin Pierce School District
39	Goldendale School District
31	Auburn School District
29	Federal Way School District
29	Mary M Knight School District
28	Valley School District
26	Quilcene School District
24	Clover Park School District
20	South Kitsap School District
14	Toppenish School District
12	White River School District
8	Renton School District
7	Kettle Falls School District
7	Orting School District
7	Starbuck School District
5	Highline School District
4	Tahoma School District
4	University Place School District
3	Dieringer School District
3	Eatonville School District
3	Enumclaw School District
2	North Thurston Public Schools
2	Seattle Public Schools
2	Yelm School District
1	Kent School District
1	Orcas Island School District
1	Steilacoom Hist. School District
1021	TOTAL



Date: 2/11/2022

Legend

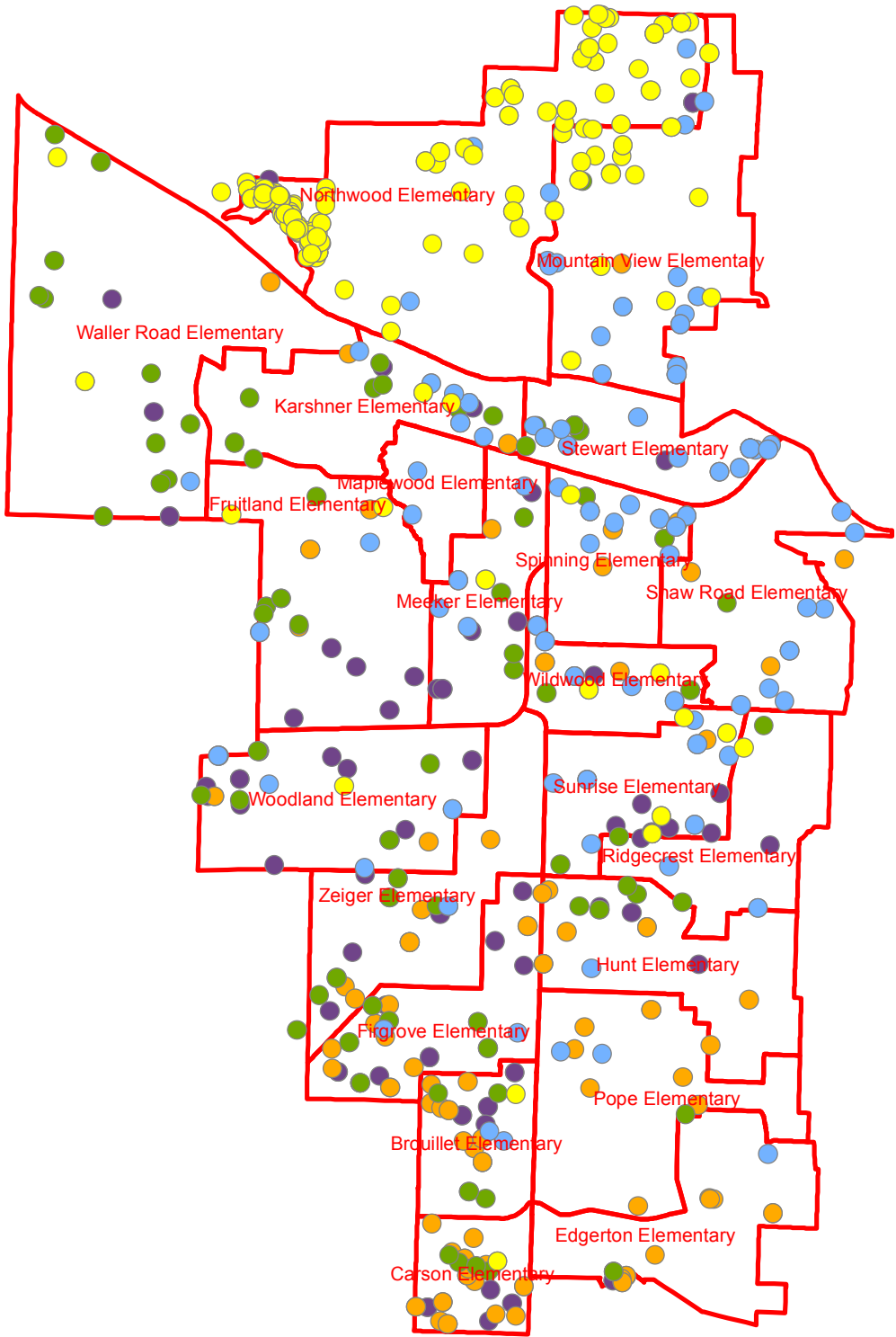
Release To:

- Bethel School District
- Omak School District
- Tacoma School District
- Fife School District
- Quillayute Valley School District
- Franklin Pierce School District
- Sumner School District
- + Elementary school boundary

Releases of PSD Resident Students by Requested District

# of Students	District Requested
240	Fife
136	Sumner
108	Tacoma
106	Bethel
99	Omak
79	Franklin Pierce
47	Clover Park
39	Quillayute
33	Federal Way
30	Valley
17	
16	Orting
14	Orcas Island
11	Monroe
10	Naselle
10	Private
8	Auburn
8	Meridian
7	North Thurston
6	Dieringer
6	Kettle Falls
6	Quilcene
6	University Place
6	White River
5	Kent
5	Orient
4	Evergreen
4	Highline
4	Raymond
4	Renton
3	Bellingham
3	East Sound
3	Olympia
2	Eatonville
2	Enumclaw
2	Lake Washington
2	Sultan
1	Bonney Lake
1	Buckley
1	Clover Park Tech College
1	Lake Wilderness
1	Marysville
1	Peninsula
1	Seattle
1	Tumwater
1	WAVA

2013-14 school year



bjd_20140402v1

Legend

- Yellow dot: Waivers To Fife
- Green dot: Waivers To Tacoma
- Purple dot: Waivers To Franklin Pierce
- Blue dot: Waivers To Sumner
- Orange dot: Waivers To Bethel
- Red outline: Elementary school boundaries