



Aylen Junior High

Grades 6-12
Spring 2024



Report created by
Panorama Education



Summary

Topic Description	Results	Comparison
<p>School Climate</p> <p>Perceptions of the overall social and learning climate of the school.</p>	<p>43%</p> <p>▼ 5 since last survey</p>	<p>39% Puyallup School District</p>
<p>School Safety</p> <p>Perceptions of student physical and psychological safety at school.</p>	<p>60%</p> <p>▼ 1 since last survey</p>	<p>55% Puyallup School District</p>
<p>Sense of Belonging</p> <p>How much students feel that they are valued members of the school community.</p>	<p>39%</p> <p>▼ 3 since last survey</p>	<p>35% Puyallup School District</p>
<p>Teacher-Student Relationships</p> <p>How strong the social connection is between teachers and students within and beyond the classroom.</p>	<p>60%</p> <p>▼ 5 since last survey</p>	<p>61% Puyallup School District</p>

594 responses



School Climate

Your average

43%

594 responses

Change

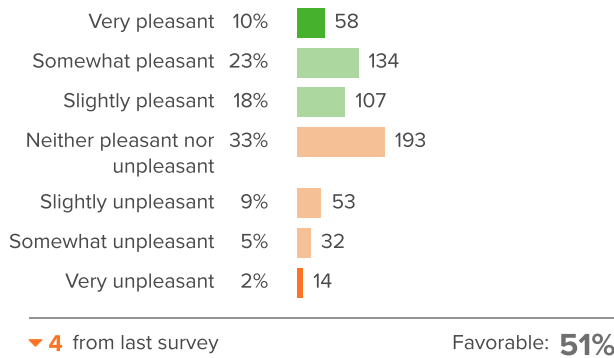
▼ 5

since last survey

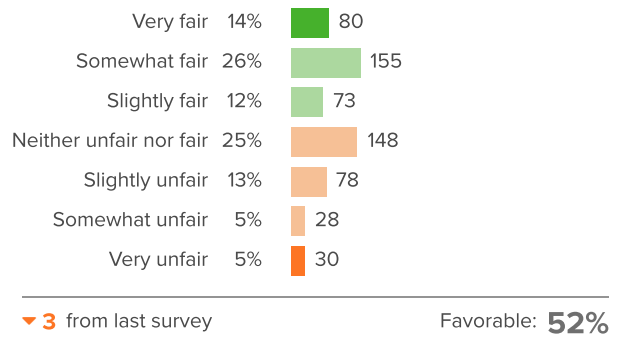
District average: **39%** Puyallup School District

How did people respond?

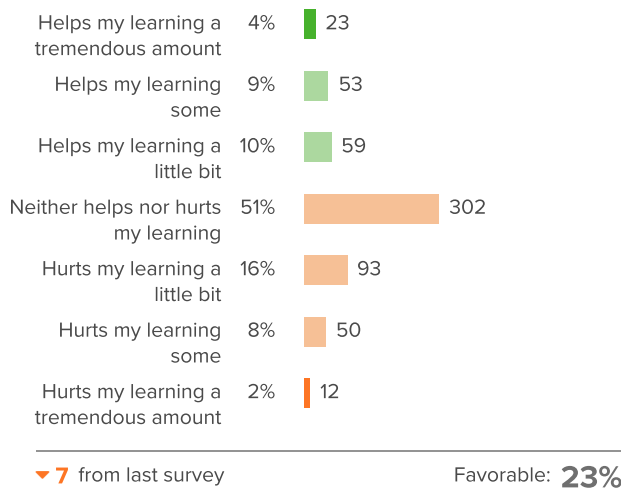
Q.1: How pleasant or unpleasant is the physical space at your school?



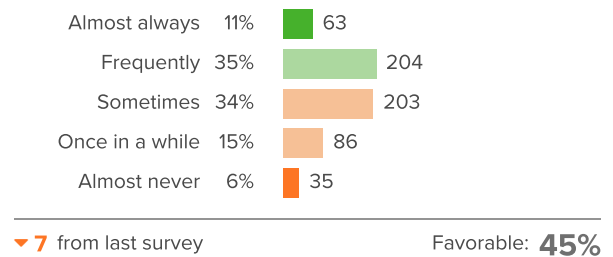
Q.2: How fair or unfair are the rules for the students at this school?



Q.3: At your school, how much does the behavior of other students hurt or help your learning?



Q.4: How often do your teachers seem excited to be teaching your classes?





School Safety

Your average

60%

594 responses

Change

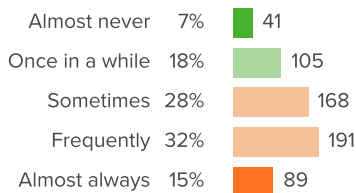
▼ **1**

since last survey

District average: **55%** Puyallup School District

How did people respond?

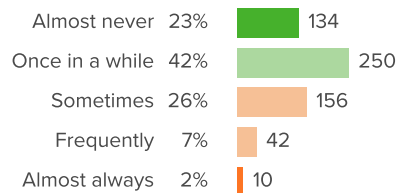
Q.1: How often are people disrespectful to others at your school?



▲ **0** from last survey

Favorable: **25%**

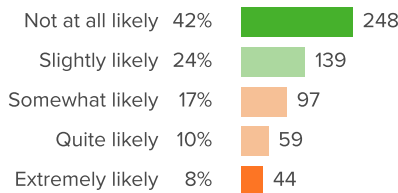
Q.2: How often do students get into physical fights at your school?



▼ **1** from last survey

Favorable: **65%**

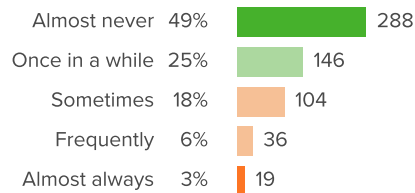
Q.3: How likely is it that someone from your school will bully you online?



▲ **2** from last survey

Favorable: **66%**

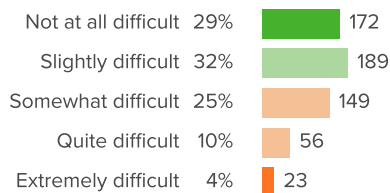
Q.4: How often do you worry about violence at your school?



▲ **1** from last survey

Favorable: **73%**

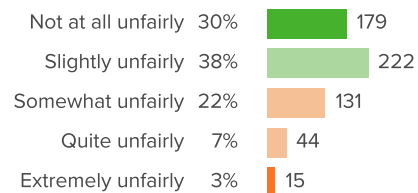
Q.5: If a student is bullied in school, how difficult is it for him/her to get help from an adult?



▼ **2** from last survey

Favorable: **61%**

Q.6: At your school, how unfairly do the adults treat the students?



▼ **6** from last survey

Favorable: **68%**



Sense of Belonging

Your average

39%

594 responses

Change

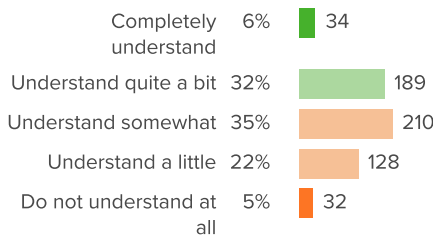
▼ 3

since last survey

District average: **35%** Puyallup School District

How did people respond?

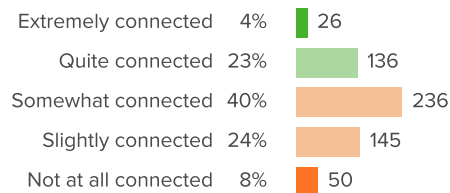
Q.1: How well do people at your school understand you as a person?



▼ 5 from last survey

Favorable: **38%**

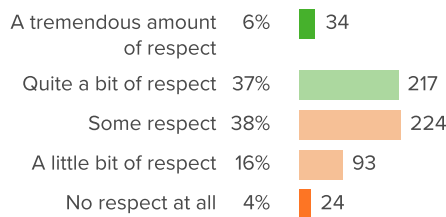
Q.2: How connected do you feel to the adults at your school?



▼ 3 from last survey

Favorable: **27%**

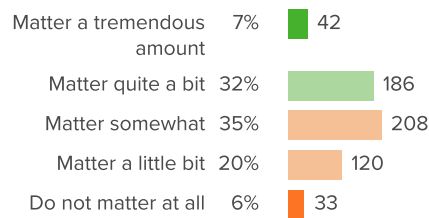
Q.3: How much respect do students in your school show you?



▼ 3 from last survey

Favorable: **42%**

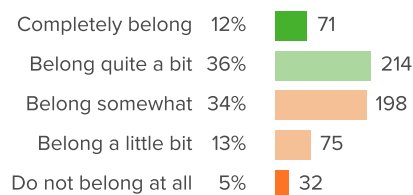
Q.4: How much do you matter to others at this school?



▲ 0 from last survey

Favorable: **39%**

Q.5: Overall, how much do you feel like you belong at your school?



▼ 3 from last survey

Favorable: **48%**



Teacher-Student Relationships

Your average

60%

594 responses

Change

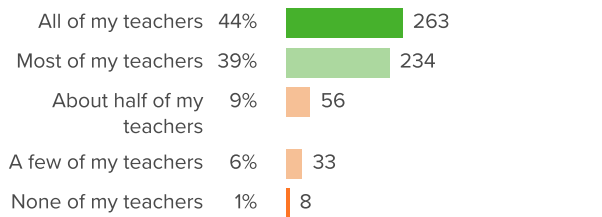
▼ **5**

since last survey

District average: **61%** Puyallup School District

How did people respond?

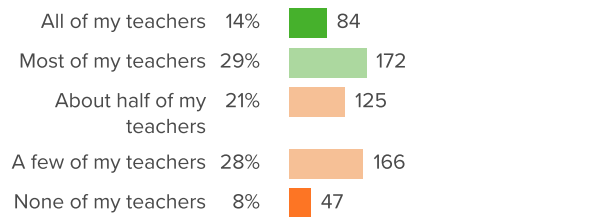
Q.1: How many of your teachers are respectful towards you?



▼ 1 from last survey

Favorable: **84%**

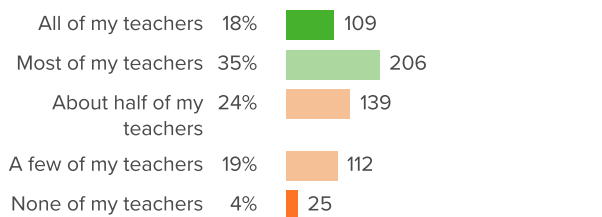
Q.2: If you walked into class upset, how many of your teachers would be concerned?



▼ 6 from last survey

Favorable: **43%**

Q.3: When your teachers ask how you are doing, how many of them are really interested in your answer?



▼ 8 from last survey

Favorable: **53%**