



Emerald Ridge High School

Family Survey
Spring 2024



Report created by
Panorama Education



Summary

Topic Description	Results	Comparison
<p>Barriers to Engagement</p> <p>Factors that can create challenges for families to interact with or become involved with their child’s school. Survey-takers responded to the question, “How big of a problem are the following issues for becoming involved with your child’s current school?”</p>	<p>72%</p> <p>▼ 5</p> <p>since last survey</p>	<p>80% Puyallup School District</p>
<p>Readiness for Learning</p>	<p>40%</p> <p>▼ 18</p> <p>since last survey</p>	<p>54% Puyallup School District</p>
<p>School Climate</p> <p>Perceptions of the overall social and learning climate of the school.</p>	<p>39%</p> <p>▼ 12</p> <p>since last survey</p>	<p>60% Puyallup School District</p>
<p>School Fit</p> <p>Families’ perceptions of how well a school matches their child’s developmental needs.</p>	<p>46%</p> <p>▼ 14</p> <p>since last survey</p>	<p>61% Puyallup School District</p>
<p>School Safety</p> <p>Perceptions of student physical and psychological safety at school.</p>	<p>50%</p> <p>▼ 19</p> <p>since last survey</p>	<p>65% Puyallup School District</p>

93 responses



Barriers to Engagement

Your average

72%

93 responses

Change

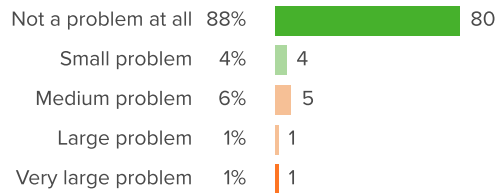
▼ 5

since last survey

District average: **80%** Puyallup School District

How did people respond?

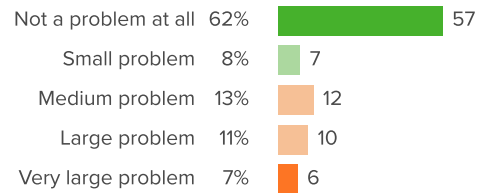
Q.1: How big of a problem is the following issue for becoming involved with your child's current school: Childcare needs?



▼ 1 from last survey

Favorable: **92%**

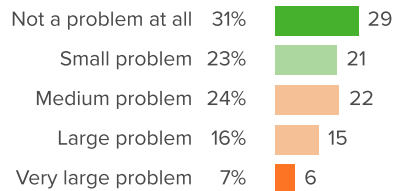
Q.2: How big of a problem is the following issue for becoming involved with your child's current school: Transportation-related challenges?



▼ 16 from last survey

Favorable: **70%**

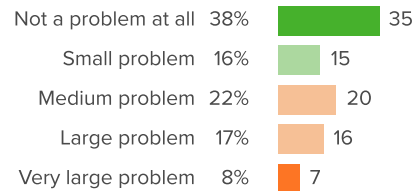
Q.3: How big of a problem is the following issue for becoming involved with your child's current school: How busy your schedule is?



▲ 18 from last survey

Favorable: **54%**

Q.4: How big of a problem is the following issue for becoming involved with your child's current school: The school provides little information about involvement opportunities?

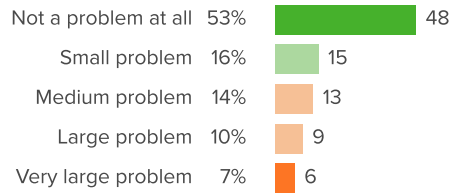


▼ 10 from last survey

Favorable: **54%**

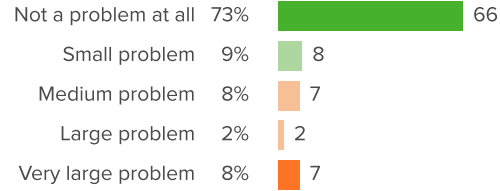


Q.5: How big of a problem is the following issue for becoming involved with your child's current school: The school is not welcoming to parents?



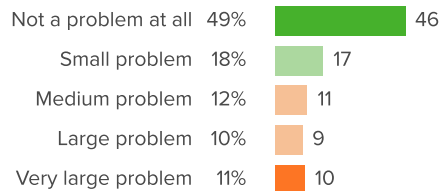
▼ 2 from last survey Favorable: **69%**

Q.6: How big of a problem is the following issue for becoming involved with your child's current school: The school does not communicate well with people from your culture?



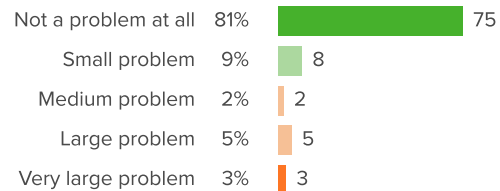
▲ 3 from last survey Favorable: **82%**

Q.7: How big of a problem is the following issue for becoming involved with your child's current school: You do not feel a sense of belonging with your child's school community?



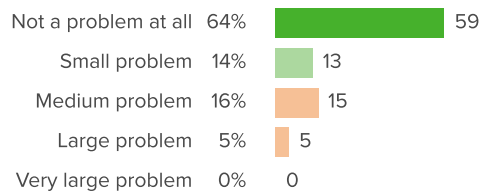
▼ 9 from last survey Favorable: **68%**

Q.8: How big of a problem is the following issue for becoming involved with your child's current school: Negative memories of your own school experience?



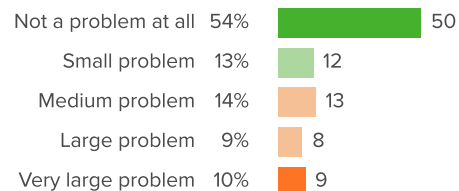
▼ 11 from last survey Favorable: **89%**

Q.9: How big of a problem is the following issue for becoming involved with your child's current school: Your child does not want you to contact the school?



▼ 15 from last survey Favorable: **78%**

Q.10: How big of a problem is the following issue for becoming involved with your child's current school: You worry that adults at the school will treat your child differently if you raise a concern?



▼ 4 from last survey Favorable: **67%**



Readiness for Learning

Your average

40%

93 responses

Change

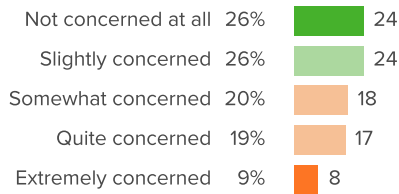
▼ **18**

since last survey

District average: **54%** Puyallup School District

How did people respond?

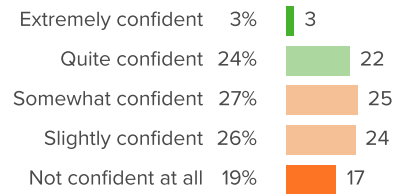
Q.1: How concerned are you about your child's emotional well-being this school year?



▼ **26** from last survey

Favorable: **53%**

Q.2: How confident are you that your child's school is supporting them socially and emotionally?



▼ **9** from last survey

Favorable: **27%**



School Climate

Your average

39%

93 responses

Change

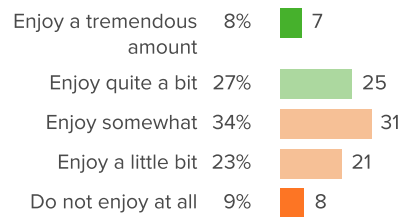
▼ 12

since last survey

District average: **60%** Puyallup School District

How did people respond?

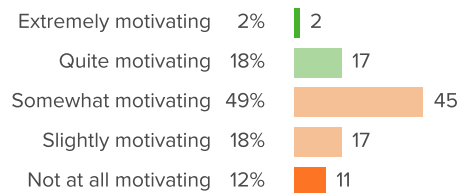
Q.1: To what extent do you think that children enjoy going to your child's school?



▼ 15 from last survey

Favorable: **35%**

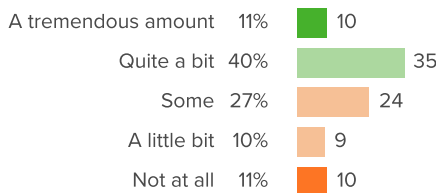
Q.2: How motivating are the classroom lessons at your child's school?



▼ 22 from last survey

Favorable: **21%**

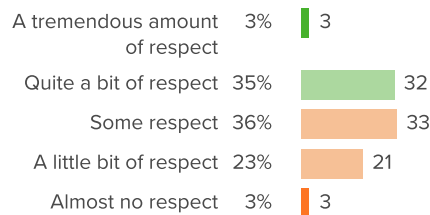
Q.3: How much does the school value the diversity of children's backgrounds?



▼ 3 from last survey

Favorable: **51%**

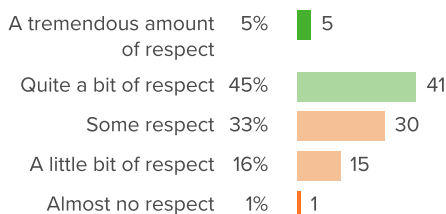
Q.4: Overall, how much respect do you think the children at your child's school have for the staff?



▲ 2 from last survey

Favorable: **38%**

Q.5: Overall, how much respect do you think the teachers at your child's school have for the children?



▼ 21 from last survey

Favorable: **50%**



School Fit

Your average

46%

93 responses

Change

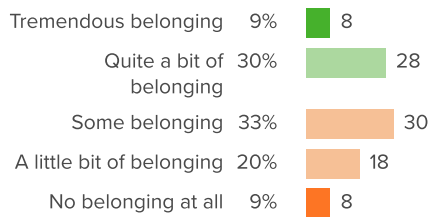
▼ 14

since last survey

District average: **61%** Puyallup School District

How did people respond?

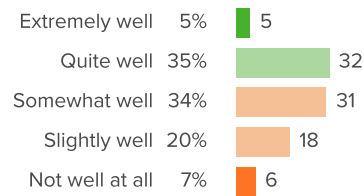
Q.1: How much of a sense of belonging does your child feel at his/her school?



▼ 11 from last survey

Favorable: **39%**

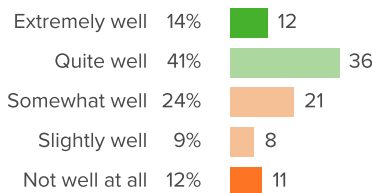
Q.2: How well do you feel your child's school is preparing him/her for his/her next academic year?



▼ 31 from last survey

Favorable: **40%**


Q.3: At your child's school, how well does the overall approach to discipline work for your child?



▼ 2 from last survey

Favorable: **55%**

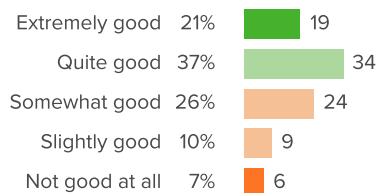
Q.4: How comfortable is your child in asking for help from school adults?



▼ 19 from last survey

Favorable: **38%**

Q.5: Given your child's cultural background, how good a fit is his/her school?



▼ 6 from last survey

Favorable: **58%**



School Safety

Your average

50%

93 responses

Change

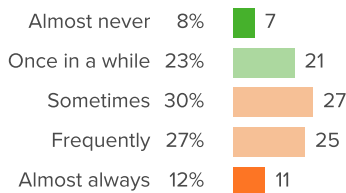
▼ 19

since last survey

District average: **65%** Puyallup School District

How did people respond?

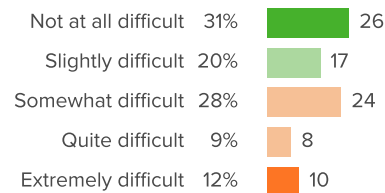
Q.1: How often do you worry about violence at your child's school?



▲ 10 from last survey

Favorable: **31%**

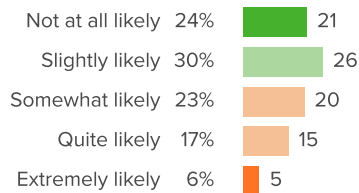
Q.2: If a student is bullied at your child's school, how difficult is it for him/her to get help from an adult?



▼ 34 from last survey

Favorable: **51%**

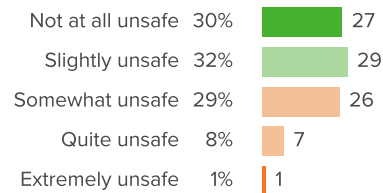
Q.3: How likely is it that someone from your child's school will bully him/her online?



▼ 29 from last survey

Favorable: **54%**

Q.4: Overall, how unsafe does your child feel at school?



▼ 24 from last survey

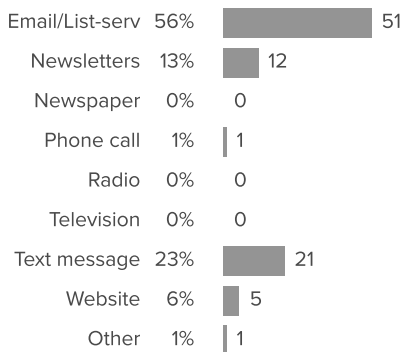
Favorable: **62%**



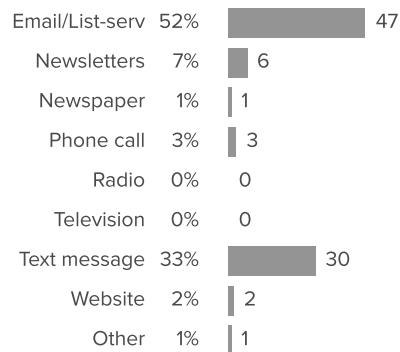
Background Questions

How did people respond?

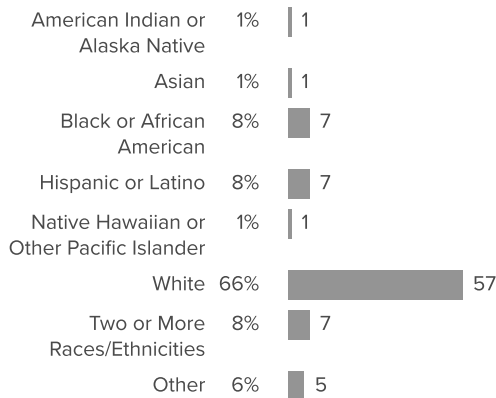
Q.1: Of the following, which source do you use the most to get information about the school/district?



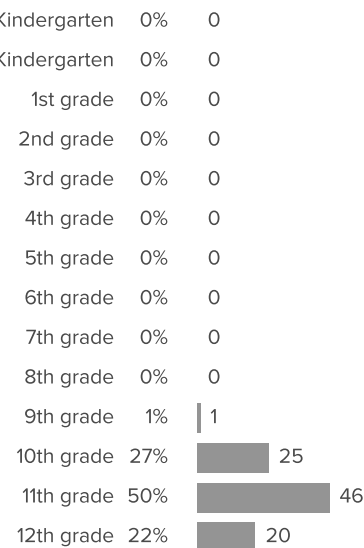
Q.2: What would be the best way for the school/district to stay in communication with you?



Q.3: What is your race or ethnicity?

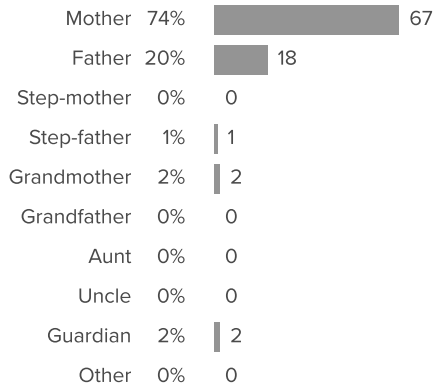


Q.4: What grade is your child in?

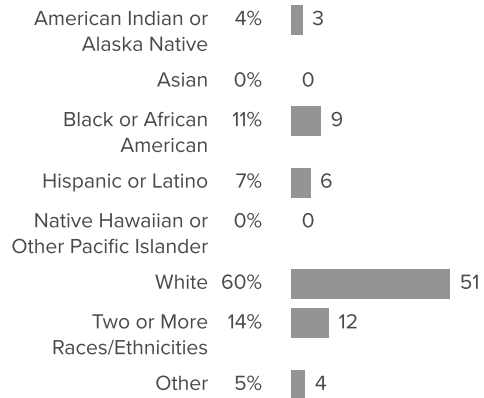




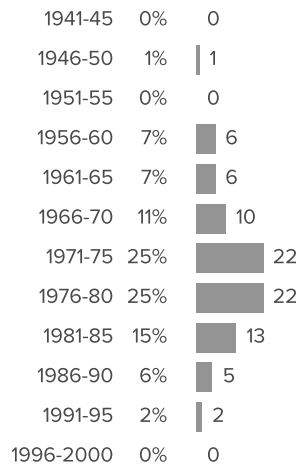
Q.5: What is your relationship to your child?



Q.6: What is your child's race or ethnicity?



Q.7: In which year were you born?



Q.8: Please indicate the primary language spoken in your childhood home. (Please indicate only one).

