



# Emerald Ridge High School

Grades 6-12  
Spring 2024



Report created by  
Panorama Education



# Summary

Topic Description	Results	Comparison
<p><b>School Climate</b></p> <p>Perceptions of the overall social and learning climate of the school.</p>	<p><b>37%</b></p> <p>▼ 2</p> <p>since last survey</p>	<p><b>39%</b> Puyallup School District</p>
<p><b>School Safety</b></p> <p>Perceptions of student physical and psychological safety at school.</p>	<p><b>55%</b></p> <p>▼ 3</p> <p>since last survey</p>	<p><b>55%</b> Puyallup School District</p>
<p><b>Sense of Belonging</b></p> <p>How much students feel that they are valued members of the school community.</p>	<p><b>31%</b></p> <p>▲ 1</p> <p>since last survey</p>	<p><b>35%</b> Puyallup School District</p>
<p><b>Teacher-Student Relationships</b></p> <p>How strong the social connection is between teachers and students within and beyond the classroom.</p>	<p><b>56%</b></p> <p>0</p> <p>since last survey</p>	<p><b>61%</b> Puyallup School District</p>

709 responses



# School Climate

Your average

# 37%

709 responses

Change

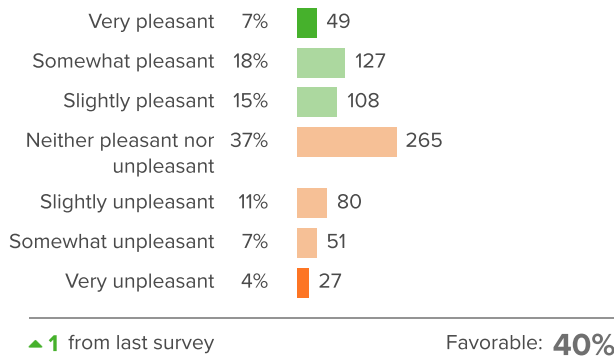
# ▼ 2

since last survey

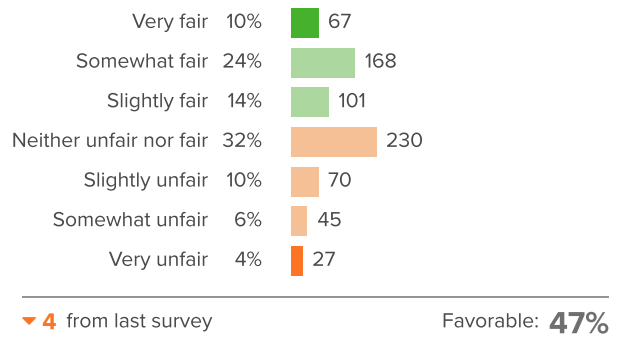
District average: **39%** Puyallup School District

## How did people respond?

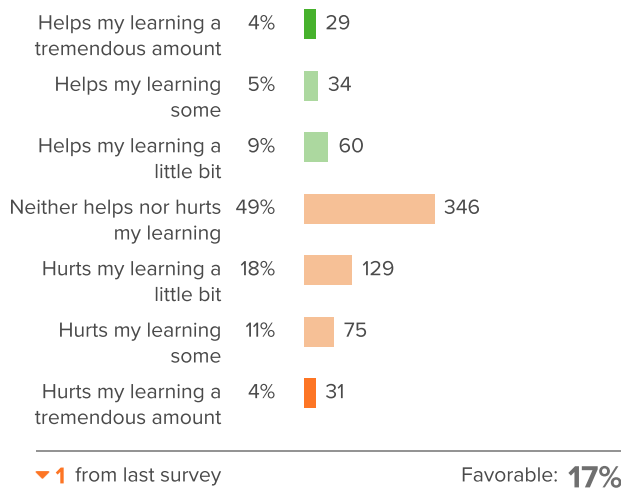
### Q.1: How pleasant or unpleasant is the physical space at your school?



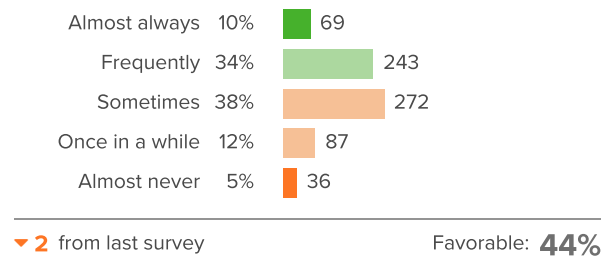
### Q.2: How fair or unfair are the rules for the students at this school?



### Q.3: At your school, how much does the behavior of other students hurt or help your learning?



### Q.4: How often do your teachers seem excited to be teaching your classes?





# School Safety

Your average

**55%**

709 responses

Change

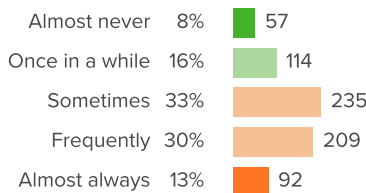
**▼ 3**

since last survey

District average: **55%** Puyallup School District

## How did people respond?

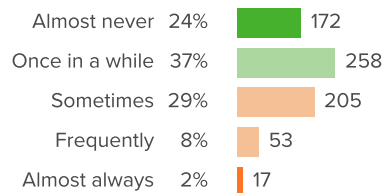
### Q.1: How often are people disrespectful to others at your school?



▲ 1 from last survey

Favorable: **24%**

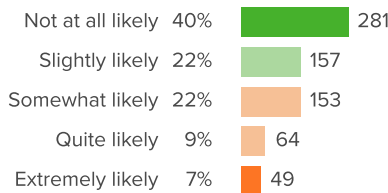
### Q.2: How often do students get into physical fights at your school?



▼ 4 from last survey

Favorable: **61%**

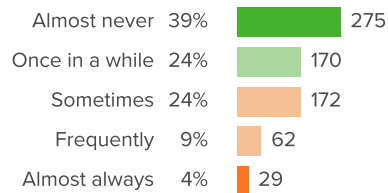
### Q.3: How likely is it that someone from your school will bully you online?



▼ 4 from last survey

Favorable: **62%**

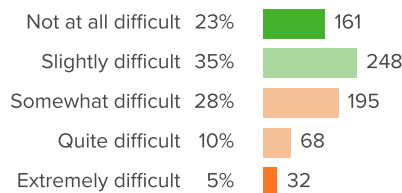
### Q.4: How often do you worry about violence at your school?



▼ 8 from last survey

Favorable: **63%**

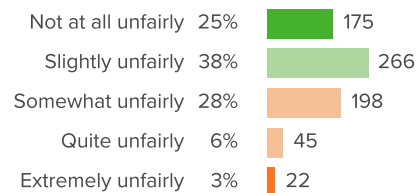
### Q.5: If a student is bullied in school, how difficult is it for him/her to get help from an adult?



▲ 0 from last survey

Favorable: **58%**

### Q.6: At your school, how unfairly do the adults treat the students?



▼ 4 from last survey

Favorable: **62%**



# Sense of Belonging

Your average

# 31%

709 responses

Change

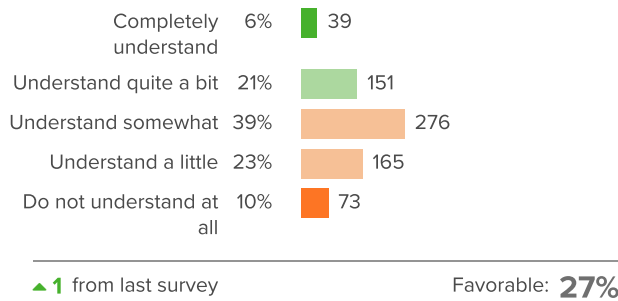
# ▲ 1

since last survey

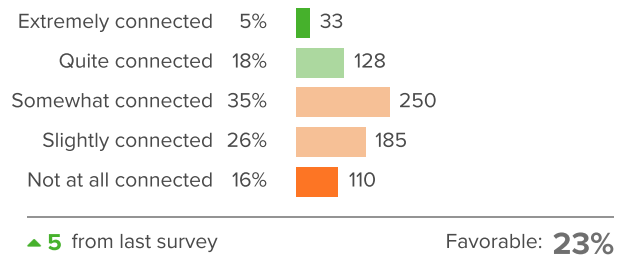
District average: **35%** Puyallup School District

## How did people respond?

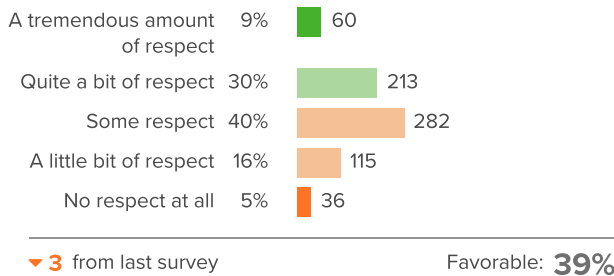
### Q.1: How well do people at your school understand you as a person?



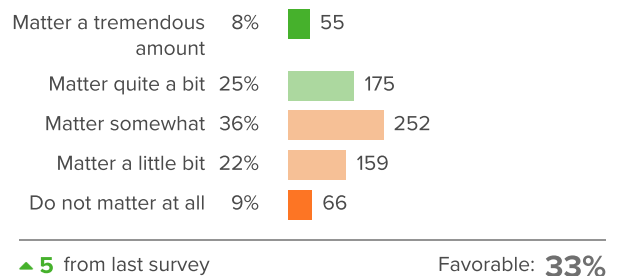
### Q.2: How connected do you feel to the adults at your school?



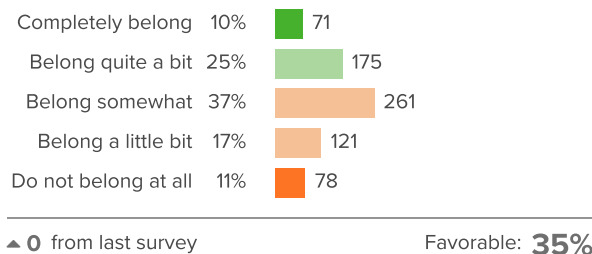
### Q.3: How much respect do students in your school show you?



### Q.4: How much do you matter to others at this school?



### Q.5: Overall, how much do you feel like you belong at your school?





# Teacher-Student Relationships

Your average

# 56%

709 responses

Change

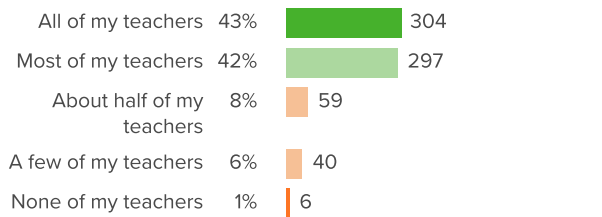
# 0

since last survey

District average: **61%** Puyallup School District

## How did people respond?

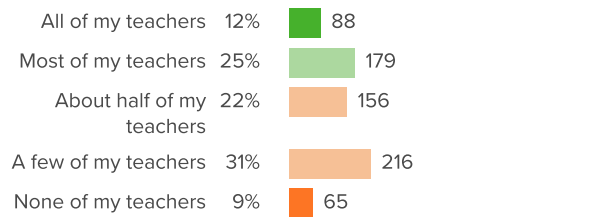
### Q.1: How many of your teachers are respectful towards you?



▼ 3 from last survey

Favorable: **85%**

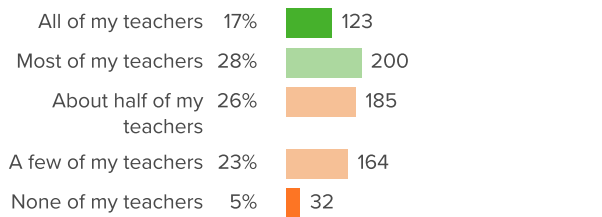
### Q.2: If you walked into class upset, how many of your teachers would be concerned?



▲ 3 from last survey

Favorable: **38%**

### Q.3: When your teachers ask how you are doing, how many of them are really interested in your answer?



▲ 0 from last survey

Favorable: **46%**