



Puyallup Online Academy

Grades 6-12
Spring 2024



Report created by
Panorama Education



Summary

Topic Description	Results	Comparison
<p>School Climate</p> <p>Perceptions of the overall social and learning climate of the school.</p>	<p>57%</p> <p>▼ 1 since last survey</p>	<p>39% Puyallup School District</p>
<p>School Safety</p> <p>Perceptions of student physical and psychological safety at school.</p>	<p>89%</p> <p>▼ 2 since last survey</p>	<p>55% Puyallup School District</p>
<p>Sense of Belonging</p> <p>How much students feel that they are valued members of the school community.</p>	<p>34%</p> <p>0 since last survey</p>	<p>35% Puyallup School District</p>
<p>Teacher-Student Relationships</p> <p>How strong the social connection is between teachers and students within and beyond the classroom.</p>	<p>77%</p> <p>▼ 6 since last survey</p>	<p>61% Puyallup School District</p>

78 responses



School Climate

Your average

57%

78 responses

Change

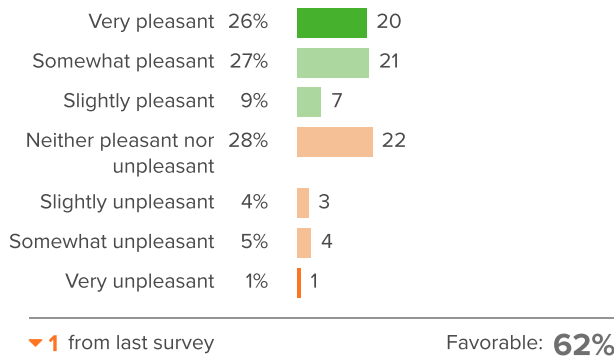
▼ 1

since last survey

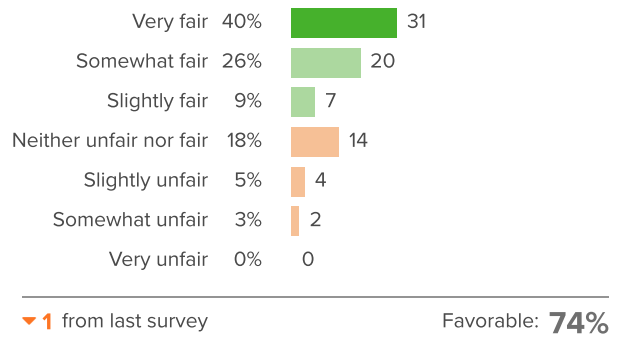
District average: **39%** Puyallup School District

How did people respond?

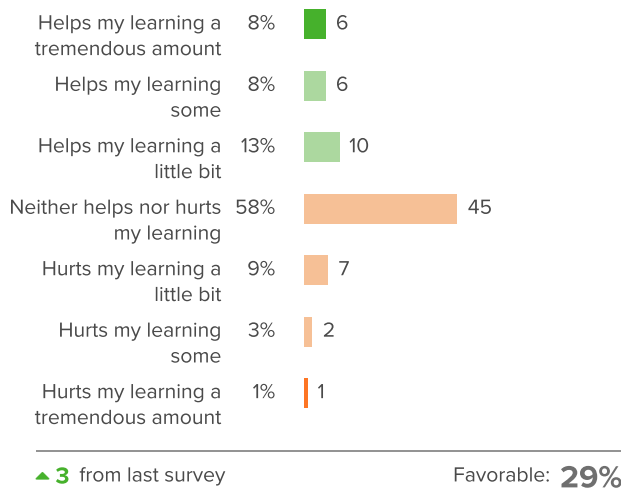
Q.1: How pleasant or unpleasant is the physical space at your school?



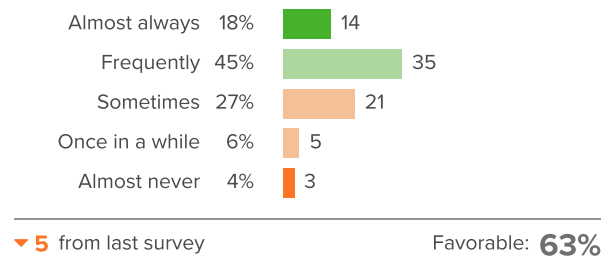
Q.2: How fair or unfair are the rules for the students at this school?



Q.3: At your school, how much does the behavior of other students hurt or help your learning?



Q.4: How often do your teachers seem excited to be teaching your classes?





School Safety

Your average

89%

78 responses

Change

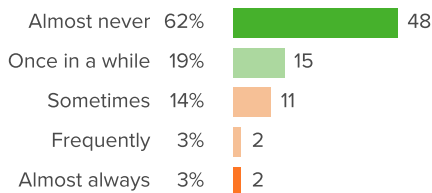
▼ 2

since last survey

District average: **55%** Puyallup School District

How did people respond?

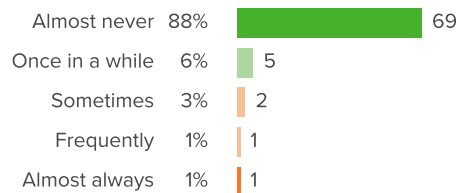
Q.1: How often are people disrespectful to others at your school?



▼ 5 from last survey

Favorable: **81%**

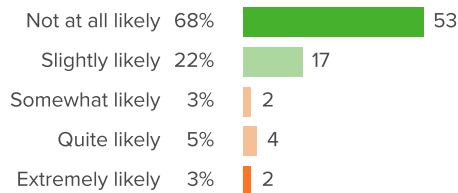
Q.2: How often do students get into physical fights at your school?



▼ 2 from last survey

Favorable: **95%**

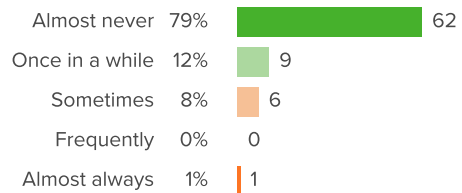
Q.3: How likely is it that someone from your school will bully you online?



▼ 3 from last survey

Favorable: **90%**

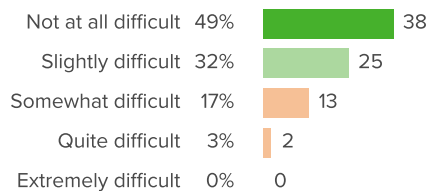
Q.4: How often do you worry about violence at your school?



▼ 2 from last survey

Favorable: **91%**

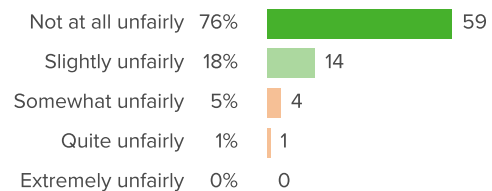
Q.5: If a student is bullied in school, how difficult is it for him/her to get help from an adult?



▼ 2 from last survey

Favorable: **81%**

Q.6: At your school, how unfairly do the adults treat the students?



▲ 2 from last survey

Favorable: **94%**



Sense of Belonging

Your average

34%

78 responses

Change

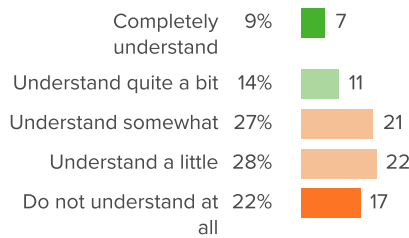
0

since last survey

District average: **35%** Puyallup School District

How did people respond?

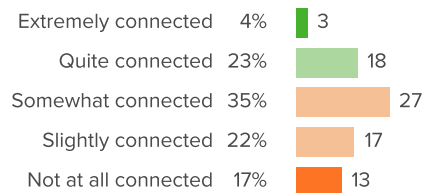
Q.1: How well do people at your school understand you as a person?



▼ 4 from last survey

Favorable: **23%**

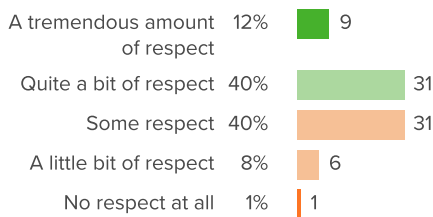
Q.2: How connected do you feel to the adults at your school?



▲ 5 from last survey

Favorable: **27%**

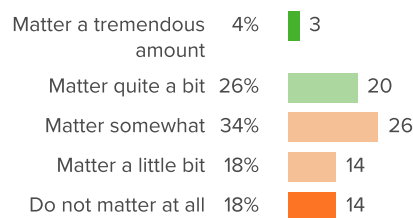
Q.3: How much respect do students in your school show you?



▼ 7 from last survey

Favorable: **51%**

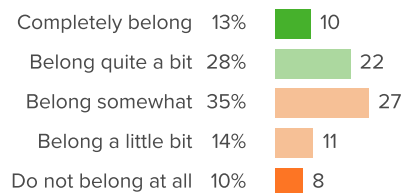
Q.4: How much do you matter to others at this school?



▲ 5 from last survey

Favorable: **30%**

Q.5: Overall, how much do you feel like you belong at your school?



▲ 3 from last survey

Favorable: **41%**



Teacher-Student Relationships

Your average

77%

78 responses

Change

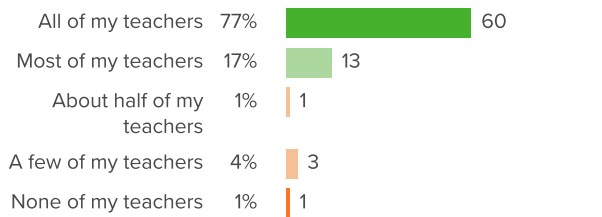
▼ 6

since last survey

District average: **61%** Puyallup School District

How did people respond?

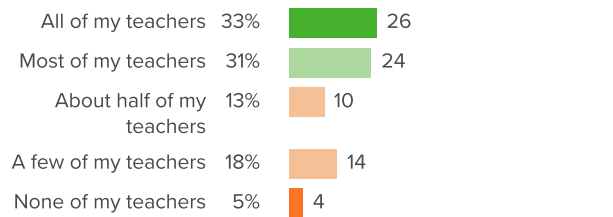
Q.1: How many of your teachers are respectful towards you?



▼ 3 from last survey

Favorable: **94%**

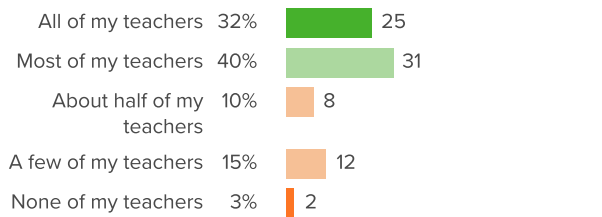
Q.2: If you walked into class upset, how many of your teachers would be concerned?



▼ 11 from last survey

Favorable: **64%**

Q.3: When your teachers ask how you are doing, how many of them are really interested in your answer?



▼ 5 from last survey

Favorable: **72%**