



# Puyallup Online Academy

Family Survey  
Spring 2024



Report created by  
Panorama Education



# Summary

Topic Description	Results	Comparison
<p><b>Barriers to Engagement</b></p> <p>Factors that can create challenges for families to interact with or become involved with their child’s school. Survey-takers responded to the question, “How big of a problem are the following issues for becoming involved with your child’s current school?”</p>	<p><b>84%</b></p> <p>▲ 4 since last survey</p>	<p><b>80%</b> Puyallup School District</p>
<p><b>Readiness for Learning</b></p>	<p><b>50%</b></p> <p>▲ 3 since last survey</p>	<p><b>54%</b> Puyallup School District</p>
<p><b>School Climate</b></p> <p>Perceptions of the overall social and learning climate of the school.</p>	<p><b>70%</b></p> <p>▲ 17 since last survey</p>	<p><b>60%</b> Puyallup School District</p>
<p><b>School Fit</b></p> <p>Families’ perceptions of how well a school matches their child’s developmental needs.</p>	<p><b>63%</b></p> <p>▲ 16 since last survey</p>	<p><b>61%</b> Puyallup School District</p>
<p><b>School Safety</b></p> <p>Perceptions of student physical and psychological safety at school.</p>	<p><b>78%</b></p> <p>▼ 7 since last survey</p>	<p><b>65%</b> Puyallup School District</p>

8 responses



# Barriers to Engagement

Your average

# 84%

8 responses

Change

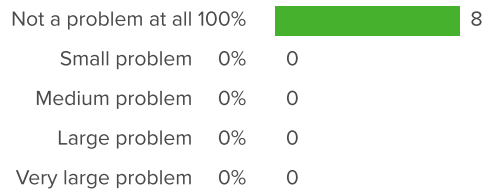
# ▲ 4

since last survey

District average: **80%** Puyallup School District

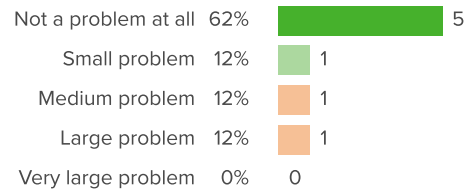
## How did people respond?

**Q.1: How big of a problem is the following issue for becoming involved with your child's current school: Childcare needs?**



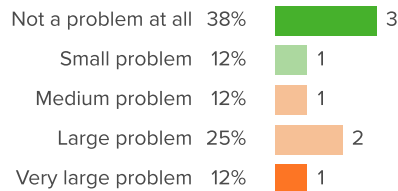
Favorable: **100%**

**Q.2: How big of a problem is the following issue for becoming involved with your child's current school: Transportation-related challenges?**



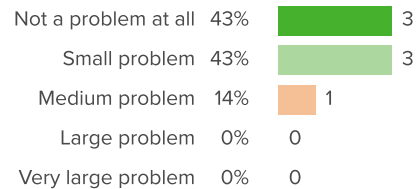
Favorable: **75%**

**Q.3: How big of a problem is the following issue for becoming involved with your child's current school: How busy your schedule is?**



Favorable: **50%**

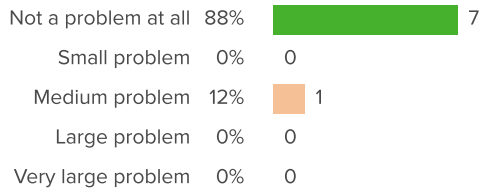
**Q.4: How big of a problem is the following issue for becoming involved with your child's current school: The school provides little information about involvement opportunities?**



Favorable: **86%**

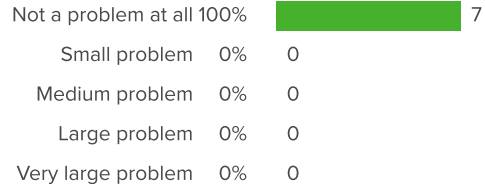


**Q.5: How big of a problem is the following issue for becoming involved with your child's current school: The school is not welcoming to parents?**



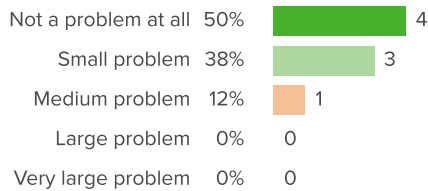
Favorable: **88%**

**Q.6: How big of a problem is the following issue for becoming involved with your child's current school: The school does not communicate well with people from your culture?**



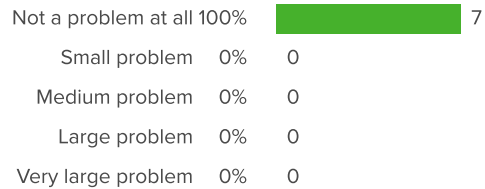
Favorable: **100%**

**Q.7: How big of a problem is the following issue for becoming involved with your child's current school: You do not feel a sense of belonging with your child's school community?**



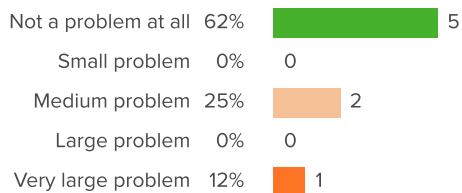
Favorable: **88%**

**Q.8: How big of a problem is the following issue for becoming involved with your child's current school: Negative memories of your own school experience?**



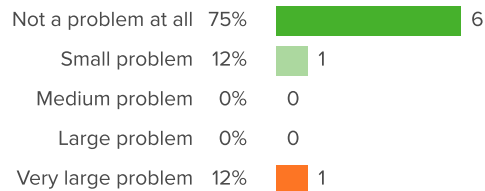
Favorable: **100%**

**Q.9: How big of a problem is the following issue for becoming involved with your child's current school: Your child does not want you to contact the school?**



Favorable: **63%**

**Q.10: How big of a problem is the following issue for becoming involved with your child's current school: You worry that adults at the school will treat your child differently if you raise a concern?**



Favorable: **88%**



# Readiness for Learning

Your average

**50%**

8 responses

Change


**▲ 3**

since last survey

District average: **54%** Puyallup School District

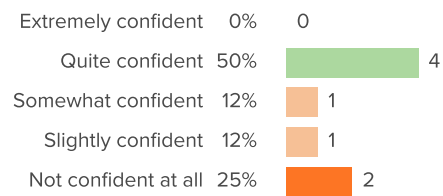
## How did people respond?

**Q.1: How concerned are you about your child's emotional well-being this school year?**



Favorable: **50%**

**Q.2: How confident are you that your child's school is supporting them socially and emotionally?**



Favorable: **50%**



# School Climate

Your average

# 70%

8 responses

Change

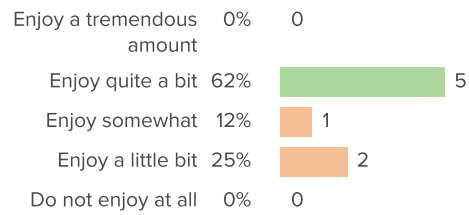
# ▲ 17

since last survey

District average: **60%** Puyallup School District

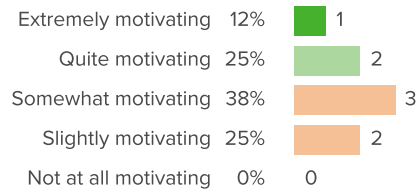
## How did people respond?

**Q.1: To what extent do you think that children enjoy going to your child's school?**



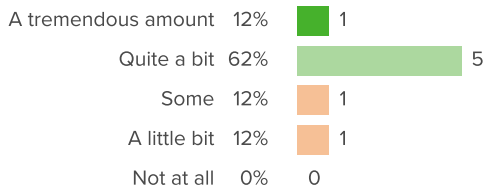
Favorable: **63%**

**Q.2: How motivating are the classroom lessons at your child's school?**



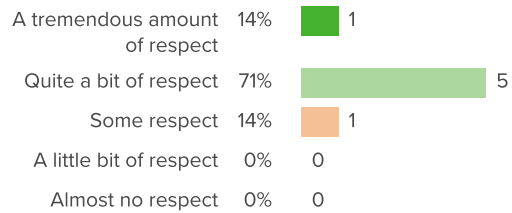
Favorable: **38%**

**Q.3: How much does the school value the diversity of children's backgrounds?**



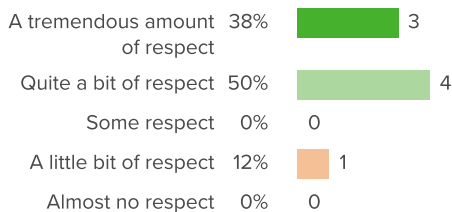
Favorable: **75%**

**Q.4: Overall, how much respect do you think the children at your child's school have for the staff?**



Favorable: **86%**

**Q.5: Overall, how much respect do you think the teachers at your child's school have for the children?**



Favorable: **88%**



# School Fit

Your average

# 63%

8 responses

Change

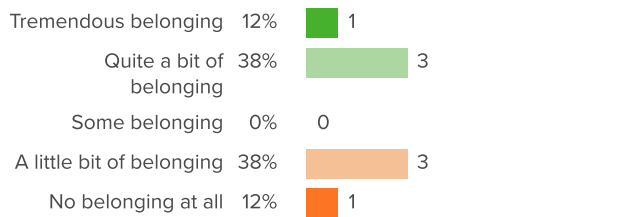
# ▲ 16

since last survey

District average: **61%** Puyallup School District

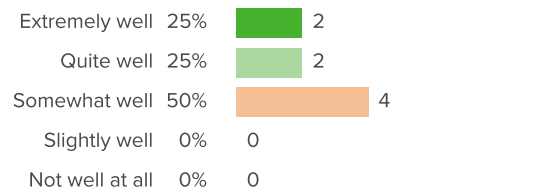
## How did people respond?

**Q.1: How much of a sense of belonging does your child feel at his/her school?**



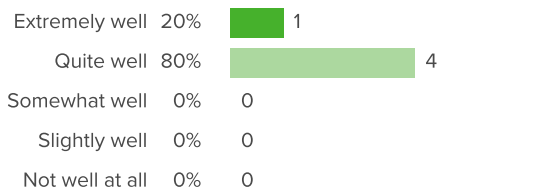
Favorable: **50%**

**Q.2: How well do you feel your child's school is preparing him/her for his/her next academic year?**



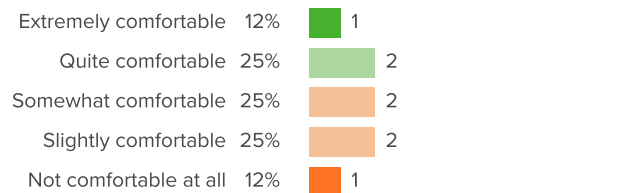
Favorable: **50%**

**Q.3: At your child's school, how well does the overall approach to discipline work for your child?**



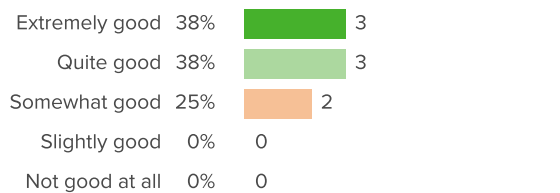
Favorable: **100%**

**Q.4: How comfortable is your child in asking for help from school adults?**



Favorable: **38%**

**Q.5: Given your child's cultural background, how good a fit is his/her school?**



Favorable: **75%**



# School Safety

Your average

# 78%

8 responses

Change

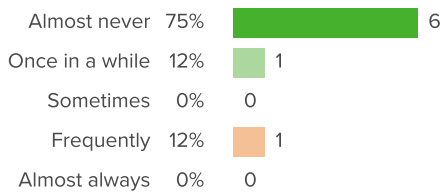
# ▼ 7

since last survey

District average: **65%** Puyallup School District

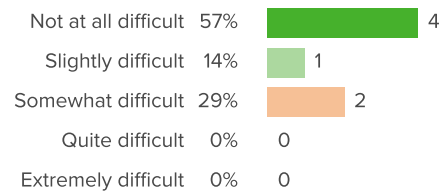
## How did people respond?

**Q.1: How often do you worry about violence at your child's school?**



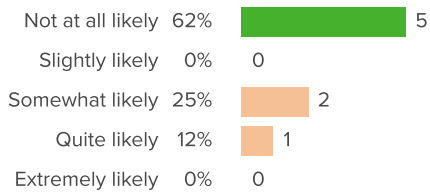
Favorable: **88%**

**Q.2: If a student is bullied at your child's school, how difficult is it for him/her to get help from an adult?**



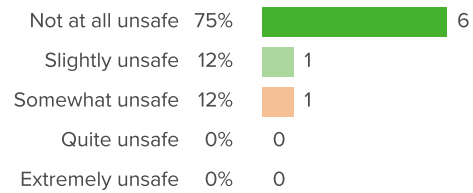
Favorable: **71%**

**Q.3: How likely is it that someone from your child's school will bully him/her online?**



Favorable: **63%**

**Q.4: Overall, how unsafe does your child feel at school?**



Favorable: **88%**





# Background Questions

How did people respond?

**Q.1: Of the following, which source do you use the most to get information about the school/district?**

Email/List-serv	25%	2
Newsletters	38%	3
Newspaper	0%	0
Phone call	0%	0
Radio	0%	0
Television	0%	0
Text message	38%	3
Website	0%	0
Other	0%	0

**Q.2: What would be the best way for the school/district to stay in communication with you?**

Email/List-serv	38%	3
Newsletters	12%	1
Newspaper	0%	0
Phone call	0%	0
Radio	0%	0
Television	0%	0
Text message	50%	4
Website	0%	0
Other	0%	0

**Q.3: What is your race or ethnicity?**

American Indian or Alaska Native	0%	0
Asian	0%	0
Black or African American	0%	0
Hispanic or Latino	38%	3
Native Hawaiian or Other Pacific Islander	0%	0
White	50%	4
Two or More Races/Ethnicities	12%	1
Other	0%	0

**Q.4: What grade is your child in?**

Pre-Kindergarten	0%	0
Kindergarten	0%	0
1st grade	0%	0
2nd grade	0%	0
3rd grade	0%	0
4th grade	0%	0
5th grade	0%	0
6th grade	0%	0
7th grade	12%	1
8th grade	12%	1
9th grade	0%	0
10th grade	0%	0
11th grade	25%	2
12th grade	50%	4



**Q.5: What is your relationship to your child?**

Mother	88%	7
Father	0%	0
Step-mother	0%	0
Step-father	0%	0
Grandmother	12%	1
Grandfather	0%	0
Aunt	0%	0
Uncle	0%	0
Guardian	0%	0
Other	0%	0

**Q.6: What is your child's race or ethnicity?**

American Indian or Alaska Native	0%	0
Asian	0%	0
Black or African American	0%	0
Hispanic or Latino	50%	4
Native Hawaiian or Other Pacific Islander	0%	0
White	25%	2
Two or More Races/Ethnicities	25%	2
Other	0%	0

**Q.7: In which year were you born?**

1941-45	0%	0
1946-50	0%	0
1951-55	0%	0
1956-60	14%	1
1961-65	0%	0
1966-70	14%	1
1971-75	0%	0
1976-80	57%	4
1981-85	0%	0
1986-90	14%	1
1991-95	0%	0
1996-2000	0%	0

**Q.8: Please indicate the primary language spoken in your childhood home. (Please indicate only one).**

Chinese	0%	0
English	88%	7
French	0%	0
German	0%	0
Italian	0%	0
Korean	0%	0
Russian	0%	0
Spanish	0%	0
Tagalog	0%	0
Vietnamese	0%	0
Other/multiple languages	12%	1